


## Setup Photographs


<Radiated Emission>

Z Plane for Ant. 0\_B



LF




HF



**SHF**

**Y Plane for LTE Band 48\_CA with Ant. 0\_B****LF****HF**



**SHF**

**Z Plane for Ant. 0\_C****LF****HF**

**SHF**




**Z plane for WPC Charging Mode**

**LF**



**HF**



SHF



————THE END————