


## Setup Photographs

### <Radiated Emission>


For Sample 1 with Adapter 1

X Plane with Accessory for LTE Band 17, 26, and 38


LF




HF




**Y Plane with Accessory for LTE Band 2, 4, 12, and 41  
LF**




**HF**



**Z Plane with Accessory for LTE Band 5 and 13  
LF**



**HF**



————THE END————