



# 1 Pictures of Test Arrangements

## 1.1 Conducted Emissions at Mains Ports

<Adapter Mode & Receiver Mode>





<USB Link Mode>




## 1.2 Radiated Emissions up to 1 GHz

<Adapter Mode & Receiver Mode>




<USB Link Mode>



### 1.3 Radiated Emissions above 1 GHz

<Adapter Mode & Receiver Mode>



<USB Link Mode>

