


Appendix D. Photographs of EUT and Setup

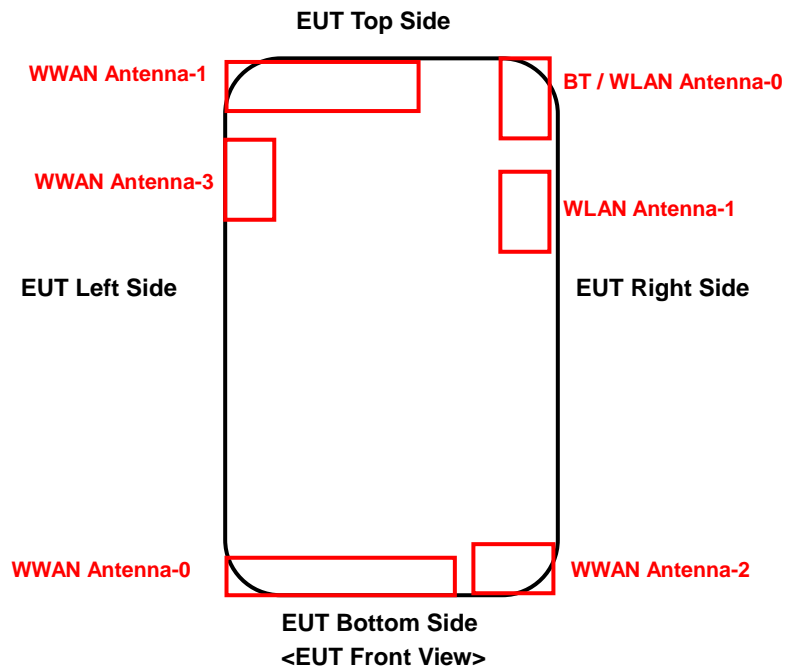
The photographs are shown as follows.

FCC SAR Test Report

<Photographs of EUT>



<Antenna Location>



The EUT dimension is as listed below:

Length (mm)	Width (mm)	Diagonal (mm)
151.3	70.1	160

The separation distance for antenna to edge:

Antenna	To Top Side (mm)	To Bottom Side (mm)	To Left Side (mm)	To Right Side (mm)
WWAN Ant-0	139	2	2	13.5
WWAN Ant-1	2	141	2	44.2
WWAN Ant-2	128.7	2	56.5	2
WWAN Ant-3	19.8	116.8	2	60.7
BT / WLAN Ant-0	2	128.8	62.4	2
WLAN Ant-1	24.5	115.6	60	2

Note :


- The WWAN diversity antenna can transmit through either antenna-0 or antenna-1 or antenna-2 or antenna -3 at a time.

<Antenna Capacity Definition>

Antenna	Support Band
WWAN-0 / -1	GSM850 / 1900 WCDMA II / IV / V CDMA BC0 / BC1 / BC10 LTE B2 / 4 / 5 / 12 / 13 / 17 / 25 / 26 / 66
WWAN-2 / -3	LTE B7 / 38 / 41
WLAN	WLAN 2.4G / 5G / BT

FCC SAR Test Report


<Photographs of SAR Setup>




Head - Right Cheek



Head - Right Tilted



Head - Left Cheek



Head - Left Tilted

