


Setup Photographs


<Radiated Emission>

Sample 1 with Adapter 1


**X Plane with Accessory for Cellular Band, PCS Band, and AWS Band
LF**




HF




Sample 1 with Adapter 2
Y Plane with Accessory for Cellular Band
LF




HF



Sample 2 with Adapter 1
Y Plane with Accessory for Cellular Band
LF



HF



————THE END————