


Appendix D. Photographs of EUT and Setup

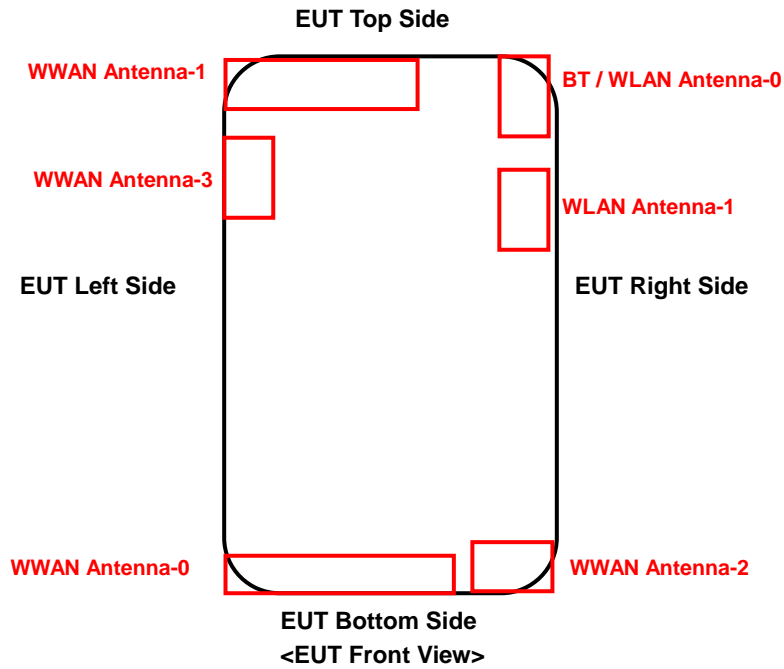
The photographs are shown as follows.

FCC SAR Test Report

<Photographs of EUT>



<Antenna Location>



The EUT dimension is as listed below:

Length (mm)	Width (mm)	Diagonal (mm)
160.1	76.1	170

The separation distance for antenna to edge:

Antenna	To Top Side (mm)	To Bottom Side (mm)	To Left Side (mm)	To Right Side (mm)
WWAN Ant-0	144	2	2	15.8
WWAN Ant-1	2	147.6	2	47.2
WWAN Ant-2	142.4	2	62	2
WWAN Ant-3	17.8	125	2	66
BT / WLAN Ant-0	2	145.5	54	2
WLAN Ant-1	17	124	67.2	2

Note :


- The WWAN diversity antenna can transmit through either antenna-0 or antenna-1 or antenna-2 or antenna -3 at a time.

<Antenna Capacity Definition>

Antenna	Support Band
WWAN-0 / -1	GSM850 / 1900 WCDMA II / IV / V CDMA BC0 / BC1/ BC10 LTE B2 / 4 / 5 / 12 / 13 / 14 / 17 / 25 / 26 / 66 / 71
WWAN-2 / -3	LTE B7 / 30 / 38 / 41
WLAN	WLAN 2.4G / 5G / BT

FCC SAR Test Report


<Photographs of SAR Setup>




Head - Right Cheek



Head - Right Tilted



Head - Left Cheek



Head - Left Tilted

