

FCC Test Report

(PART 27)

Report No.: RF180920C22-9

FCC ID: A4RG020C

Model Name: G020C

Received Date: Sep. 21, 2018

Test Date: Oct. 06, 2018 ~ Oct. 26, 2018

Issued Date: Dec. 27, 2018

Applicant: Google LLC

Address: 1600 Amphitheatre Parkway, Mountain View, CA 94043, USA

Issued By: Bureau Veritas Consumer Products Services (H.K.) Ltd., Taoyuan Branch

Lab Address: No. 47-2, 14th Ling, Chia Pau Vil., Lin Kou Dist., New Taipei City, Taiwan
(R.O.C)

Test Location (1): No. 19, Hwa Ya 2nd Rd, Wen Hwa Vil, Kwei Shan Dist., Taoyuan City
33383, Taiwan (R.O.C)

**FCC Registration /
Designation Number:** 788550 / TW0003



This report is for your exclusive use. Any copying or replication of this report to or for any other person or entity, or use of our name or trademark, is permitted only with our prior written permission. This report sets forth our findings solely with respect to the test samples identified herein. The results set forth in this report are not indicative or representative of the quality or characteristics of the lot from which a test sample was taken or any similar or identical product unless specifically and expressly noted. Our report includes all of the tests requested by you and the results thereof based upon the information that you provided to us. You have 60 days from date of issuance of this report to notify us of any material error or omission caused by our negligence, provided, however, that such notice shall be in writing and shall specifically address the issue you wish to raise. A failure to raise such issue within the prescribed time shall constitute your unqualified acceptance of the completeness of this report, the tests conducted and the correctness of the report contents. Unless specific mention, the uncertainty of measurement has been explicitly taken into account to declare the compliance or non-compliance to the specification. The report must not be used by the client to claim product certification, approval, or endorsement by TAF or any government agencies

Table of Contents

Release Control Record	4
1 Certificate of Conformity	5
2 Summary of Test Results	6
2.1 Measurement Uncertainty	9
2.2 Test Site and Instruments	10
3 General Information	11
3.1 General Description of EUT	11
3.2 Configuration of System under Test	14
3.2.1 Description of Support Units	14
3.3 Test Mode Applicability and Tested Channel Detail	15
3.4 EUT Operating Conditions	24
3.5 General Description of Applied Standards	24
4 Test Types and Results	25
4.1 Output Power Measurement	25
4.1.1 Limits of Output Power Measurement	25
4.1.2 Test Procedures	25
4.1.3 Test Setup	26
4.1.4 Test Results	27
4.2 Modulation Characteristics Measurement	57
4.2.1 Limits of Modulation Characteristics	57
4.2.2 Test Setup	57
4.2.3 Test Procedure	57
4.2.4 Test Results	58
4.3 Frequency Stability Measurement	64
4.3.1 Limits of Frequency Stability Measurement	64
4.3.2 Test Procedure	64
4.3.3 Test Setup	64
4.3.4 Test Results	65
4.4 Occupied Bandwidth Measurement	90
4.4.1 Limits of Occupied Bandwidth Measurement	90
4.4.2 Test Procedure	90
4.4.3 Test Setup	90
4.4.4 Test Result	91
4.5 Band Edge Measurement	117
4.5.1 Limits of Band Edge Measurement	117
4.5.2 Test Setup	117
4.5.3 Test Procedures	117
4.5.4 Test Results	118
4.6 Peak to Average Ratio	144
4.6.1 Limits of Peak to Average Ratio Measurement	144
4.6.2 Test Setup	144
4.6.3 Test Procedures	144
4.6.4 Test Results	145
4.7 Conducted Spurious Emissions	158
4.7.1 Limits of Conducted Spurious Emissions Measurement	158
4.7.2 Test Setup	158
4.7.3 Test Procedure	158
4.7.4 Test Results	159
4.8 Radiated Emission Measurement	212
4.8.1 Limits of Radiated Emission Measurement	212
4.8.2 Test Procedure	212
4.8.3 Deviation from Test Standard	212
4.8.4 Test Setup	213

4.8.5 Test Results	214
5 Pictures of Test Arrangements.....	306
Appendix – Information on the Testing Laboratories	307


Release Control Record


Issue No.	Description	Date Issued
RF180920C22-9	Original Release	Dec. 27, 2018

1 Certificate of Conformity

Product: Smartphone
Model Name: G020C
Sample Status: Identical Prototype
Applicant: Google LLC
Test Date: Oct. 06, 2018 ~ Oct. 26, 2018
Standards: FCC Part 27, Subpart C, H, F, L

The above equipment has been tested by **Bureau Veritas Consumer Products Services (H.K.) Ltd., Taoyuan Branch**, and found compliance with the requirement of the above standards. The test record, data evaluation & Equipment Under Test (EUT) configurations represented herein are true and accurate accounts of the measurements of the sample's RF characteristics under the conditions specified in this report.

Prepared by : , **Date:** Dec. 27, 2018
Ivonne Wu / Supervisor

Approved by : , **Date:** Dec. 27, 2018
Dylan Chiou / Project Engineer

2 Summary of Test Results

Applied Standard: FCC Part 27 & Part 2 (WCDMA)			
FCC Clause	Test Item	Result	Remarks
2.1046 27.50(d)(4)	Equivalent Isotropic Radiated Power	Pass	Meet the requirement of limit.
2.1047	Modulation Characteristics	Pass	Meet the requirement.
2.1055 27.54	Frequency Stability	Pass	Meet the requirement of limit.
2.1049 27.53(h)	Occupied Bandwidth	Pass	Meet the requirement of limit.
27.50(d)(5)	Peak to Average Ratio	Pass	Meet the requirement of limit.
27.53(h)	Band Edge Measurements	Pass	Meet the requirement of limit.
2.1051 27.53(h)	Conducted Spurious Emissions	Pass	Meet the requirement of limit.
2.1053 27.53(h)	Radiated Spurious Emissions	Pass	Meet the requirement of limit. Minimum passing margin is -25.24 dB at 37.76 MHz.

Applied Standard: FCC Part 27 & Part 2 (LTE 4)			
FCC Clause	Test Item	Result	Remarks
2.1046 27.50(d)(4)	Maximum Peak Output Power	Pass	Meet the requirement of limit.
2.1047	Modulation Characteristics	Pass	Meet the requirement.
2.1055 27.54	Frequency Stability	Pass	Meet the requirement of limit.
2.1049 27.53(h)	Occupied Bandwidth	Pass	Meet the requirement of limit.
27.50(d)(5)	Peak to Average Ratio	Pass	Meet the requirement of limit.
27.53(h)	Band Edge Measurements	Pass	Meet the requirement of limit.
2.1051 27.53(h)	Conducted Spurious Emissions	Pass	Meet the requirement of limit.
2.1053 27.53(h)	Radiated Spurious Emissions	Pass	Meet the requirement of limit. Minimum passing margin is -31.47 dB at 43.58 MHz.

Applied Standard: FCC Part 27 & Part 2 (LTE 12)			
FCC Clause	Test Item	Result	Remarks
2.1046 27.50(c)(10)	Maximum Peak Output Power	Pass	Meet the requirement of limit.
2.1047	Modulation Characteristics	Pass	Meet the requirement.
2.1055 27.54	Frequency Stability	Pass	Meet the requirement of limit.
2.1049	Occupied Bandwidth	Pass	Meet the requirement of limit.
27.50(d)(5)	Peak to Average Ratio	Pass	Meet the requirement of limit.
27.53(g)	Band Edge Measurements	Pass	Meet the requirement of limit.
2.1051 27.53(g)	Conducted Spurious Emissions	Pass	Meet the requirement of limit.
2.1053 27.53(g)	Radiated Spurious Emissions	Pass	Meet the requirement of limit. Minimum passing margin is -23.96 dB at 30.00 MHz.

Applied Standard: FCC Part 27 & Part 2 (LTE 13)			
FCC Clause	Test Item	Result	Remarks
2.1046 27.50(b)(10)	Maximum Peak Output Power	Pass	Meet the requirement of limit.
2.1047	Modulation Characteristics	Pass	Meet the requirement.
2.1055 27.54	Frequency Stability	Pass	Meet the requirement of limit.
2.1049	Occupied Bandwidth	Pass	Meet the requirement of limit.
27.50(d)(5)	Peak to Average Ratio	Pass	Meet the requirement of limit.
27.53(c)(2)(4)	Band Edge Measurements	Pass	Meet the requirement of limit.
2.1051 27.53(c)(2)	Conducted Spurious Emissions	Pass	Meet the requirement of limit.
2.1053 27.53(c)(2)&(f)	Radiated Spurious Emissions	Pass	Meet the requirement of limit. Minimum passing margin is -20.2 dB at 1559.00 MHz.

Applied Standard: FCC Part 27 & Part 2 (LTE 17)

FCC Clause	Test Item	Result	Remarks
2.1046 27.50(c)(10)	Maximum Peak Output Power	Pass	Meet the requirement of limit.
2.1047	Modulation Characteristics	Pass	Meet the requirement.
2.1055 27.54	Frequency Stability	Pass	Meet the requirement of limit.
2.1049	Occupied Bandwidth	Pass	Meet the requirement of limit.
27.50(d)(5)	Peak to Average Ratio	Pass	Meet the requirement of limit.
27.53(g)	Band Edge Measurements	Pass	Meet the requirement of limit.
2.1051 27.53(g)	Conducted Spurious Emissions	Pass	Meet the requirement of limit.
2.1053 27.53(g)	Radiated Spurious Emissions	Pass	Meet the requirement of limit. Minimum passing margin is -24.40 dB at 30.00 MHz.

Applied Standard: FCC Part 27 & Part 2 (LTE 66)

FCC Clause	Test Item	Result	Remarks
2.1046 27.50(d)(4)	Maximum Peak Output Power	Pass	Meet the requirement of limit.
2.1047	Modulation Characteristics	Pass	Meet the requirement.
2.1055 27.54	Frequency Stability	Pass	Meet the requirement of limit.
2.1049 27.53(h)	Occupied Bandwidth	Pass	Meet the requirement of limit.
27.50(d)(5)	Peak to Average Ratio	Pass	Meet the requirement of limit.
27.53(h)	Band Edge Measurements	Pass	Meet the requirement of limit.
2.1051 27.53(h)	Conducted Spurious Emissions	Pass	Meet the requirement of limit.
2.1053 27.53(h)	Radiated Spurious Emissions	Pass	Meet the requirement of limit. Minimum passing margin is -31.00 dB at 43.58 MHz.

Applied Standard: FCC Part 27 & Part 2 (LTE 71)			
FCC Clause	Test Item	Result	Remarks
2.1046 27.50(c)(10)	Maximum Peak Output Power	Pass	Meet the requirement of limit.
2.1047	Modulation Characteristics	Pass	Meet the requirement.
2.1055 27.54	Frequency Stability	Pass	Meet the requirement of limit.
2.1049	Occupied Bandwidth	Pass	Meet the requirement of limit.
27.50(d)(5)	Peak to Average Ratio	Pass	Meet the requirement of limit.
27.53(g)	Band Edge Measurements	Pass	Meet the requirement of limit.
2.1051 27.53(g)	Conducted Spurious Emissions	Pass	Meet the requirement of limit.
2.1053 27.53(g)	Radiated Spurious Emissions	Pass	Meet the requirement of limit. Minimum passing margin is -32.23 dB at 44.55 MHz.

2.1 Measurement Uncertainty

Where relevant, the following measurement uncertainty levels have been estimated for tests performed on the EUT as specified in CISPR 16-4-2:

Measurement	Frequency	Expanded Uncertainty (k=2) (±)
Radiated Emissions up to 1 GHz	30 MHz ~ 200 MHz	2.93 dB
	200 MHz ~ 1000 MHz	2.95 dB
Radiated Emissions above 1 GHz	1 GHz ~ 18 GHz	2.26 dB
	18 GHz ~ 40 GHz	1.94 dB

2.2 Test Site and Instruments

Description & Manufacturer	Model No.	Serial No.	Date of Calibration	Due Date of Calibration
Test Receiver Agilent	N9038A	MY51210203	Mar. 16, 2018	Mar. 15, 2019
Spectrum Analyzer Keysight	N9010A	MY56070348	Sep. 06, 2018	Sep. 05, 2019
Spectrum Analyzer ROHDE & SCHWARZ	FSU43	101261	Jan. 11, 2018	Jan. 10, 2019
HORN Antenna SCHWARZBECK	BBHA 9120D	9120D-969	Dec. 12, 2017	Dec. 11, 2018
BILOG Antenna SCHWARZBECK	VULB 9168	9168-472	Dec. 06, 2017	Dec. 05, 2018
Fixed Attenuator Mini-Circuits	MDCS18N-10	MDCS18N-10-01	Apr. 16, 2018	Apr. 15, 2019
MXG Vector signal generator Agilent	N5182B	MY53052658	May 24, 2018	May 23, 2019
Preamplifier EMCI	EMC 012645	980115	Oct. 12, 2018	Oct. 11, 2019
Preamplifier EMCI	EMC 330H	980112	Oct. 12, 2018	Oct. 11, 2019
RF Coaxial Cable HUBER+SUHNNER	EMC104-SM-SM-800 0&3000	140811+170717	Oct. 12, 2018	Oct. 11, 2019
RF Coaxial Cable HUBER+SUHNNER	SUCOFLEX 104	EMC104-SM-SM-1 000(140807)	Oct. 12, 2018	Oct. 11, 2019
RF Coaxial Cable WOKEN	8D-FB	Cable-Ch10-01	Oct. 12, 2018	Oct. 11, 2019
Boresight Antenna Fixture	FBA-01	FBA-SIP01	NA	NA
Software BV ADT	E3 6.120103	NA	NA	NA
Antenna Tower MF	MFA-440H	NA	NA	NA
Turn Table MF	MFT-201SS	NA	NA	NA
Antenna Tower & Turn Table Controller MF	MF-7802	NA	NA	NA
Communications Tester-Wireless Agilent	8960 Series 10	MY53201073	Jun. 28, 2017	Jun. 27, 2019
Radio Communication Analyzer Anritsu	MT8820C	6201300640	Aug. 16, 2017	Aug. 15, 2019
Temperature & Humidity Chamber	GTH-120-40-CP-AR	MAA1306-019	Sep. 05, 2018	Sep. 04, 2019
DC Power Supply Topward	33010D	807748	NA	NA

- Note: 1. The calibration interval of the above test instruments is 12 / 24 months and the calibrations are traceable to NML/ROC and NIST/USA.
2. The test was performed in HwaYa Chamber 10.
3. The horn antenna and preamplifier (model: EMC 184045) are used only for the measurement of emission frequency above 1 GHz if tested.
4. The IC Site Registration No. is 7450F-10.

3 General Information

3.1 General Description of EUT

Product	Smartphone	
Model Name	G020C	
Status of EUT	Identical Prototype	
Power Supply Rating	3.85 Vdc (Li-ion battery) 5.0 Vdc or 9 Vdc (adapter) 5.0 Vdc (host equipment)	
Modulation Type	WCDMA	QPSK
	LTE	QPSK, 16QAM, 64QAM
Frequency Range	WCDMA	1712.4 ~ 1752.6 MHz
	LTE Band 4 (Channel Bandwidth: 1.4 MHz)	1710.7 ~ 1754.3 MHz
	LTE Band 4 (Channel Bandwidth: 3 MHz)	1711.5 ~ 1753.5 MHz
	LTE Band 4 (Channel Bandwidth: 5 MHz)	1712.5 ~ 1752.5 MHz
	LTE Band 4 (Channel Bandwidth: 10 MHz)	1715.0 ~ 1750.0 MHz
	LTE Band 4 (Channel Bandwidth: 15 MHz)	1717.5 ~ 1747.5 MHz
	LTE Band 4 (Channel Bandwidth: 20 MHz)	1720.0 ~ 1745.0 MHz
	LTE Band 12 (Channel Bandwidth: 1.4 MHz)	699.7 ~ 715.3 MHz
	LTE Band 12 (Channel Bandwidth: 3 MHz)	700.5 ~ 714.5 MHz
	LTE Band 12 (Channel Bandwidth: 5 MHz)	701.5 ~ 713.5 MHz
	LTE Band 12 (Channel Bandwidth: 10 MHz)	704.0 ~ 711.0 MHz
	LTE Band 13 (Channel Bandwidth: 5 MHz)	779.5 ~ 784.5 MHz
	LTE Band 13 (Channel Bandwidth: 10 MHz)	782.0 MHz
	LTE Band 17 (Channel Bandwidth: 5 MHz)	706.5 ~ 713.5 MHz
	LTE Band 17 (Channel Bandwidth: 10 MHz)	709.0 ~ 711.0 MHz
	LTE Band 66 (Channel Bandwidth: 1.4 MHz)	1710.7 ~ 1779.3 MHz
	LTE Band 66 (Channel Bandwidth: 3 MHz)	1711.5 ~ 1778.5 MHz
	LTE Band 66 (Channel Bandwidth: 5 MHz)	1712.5 ~ 1777.5 MHz
	LTE Band 66 (Channel Bandwidth: 10 MHz)	1715.0 ~ 1775.0 MHz
	LTE Band 66 (Channel Bandwidth: 15 MHz)	1717.5 ~ 1772.5 MHz
	LTE Band 66 (Channel Bandwidth: 20 MHz)	1720.0 ~ 1770.0 MHz
	LTE Band 71 (Channel Bandwidth: 5 MHz)	665.5 ~ 695.5 MHz
	LTE Band 71 (Channel Bandwidth: 10 MHz)	668 ~ 693 MHz
LTE Band 71 (Channel Bandwidth: 15 MHz)	670.5 ~ 690.5 MHz	
LTE Band 71 (Channel Bandwidth: 20 MHz)	673 ~ 688 MHz	

Emission Designator	WCDMA	4M15F9W
	LTE Band 4 (Channel Bandwidth: 1.4 MHz)	1M09W7D
	LTE Band 4 (Channel Bandwidth: 3 MHz)	2M70G7D
	LTE Band 4 (Channel Bandwidth: 5 MHz)	4M50W7D
	LTE Band 4 (Channel Bandwidth: 10 MHz)	8M98W7D
	LTE Band 4 (Channel Bandwidth: 15 MHz)	13M5G7D
	LTE Band 4 (Channel Bandwidth: 20 MHz)	18M0W7D
	LTE Band 12 (Channel Bandwidth: 1.4 MHz)	1M09W7D
	LTE Band 12 (Channel Bandwidth: 3 MHz)	2M70G7D
	LTE Band 12 (Channel Bandwidth: 5 MHz)	4M50W7D
	LTE Band 12 (Channel Bandwidth: 10 MHz)	8M98W7D
	LTE Band 13 (Channel Bandwidth: 5 MHz)	4M50W7D
	LTE Band 13 (Channel Bandwidth: 10 MHz)	8M96W7D
	LTE Band 17 (Channel Bandwidth: 5 MHz)	4M50W7D
	LTE Band 17 (Channel Bandwidth: 10 MHz)	8M97W7D
	LTE Band 66 (Channel Bandwidth: 1.4 MHz)	1M09W7D
	LTE Band 66 (Channel Bandwidth: 3 MHz)	2M70G7D
	LTE Band 66 (Channel Bandwidth: 5 MHz)	4M50W7D
	LTE Band 66 (Channel Bandwidth: 10 MHz)	8M98W7D
	LTE Band 66 (Channel Bandwidth: 15 MHz)	13M5G7D
	LTE Band 66 (Channel Bandwidth: 20 MHz)	18M0W7D
	LTE Band 71 (Channel Bandwidth: 5 MHz)	4M50W7D
	LTE Band 71 (Channel Bandwidth: 10 MHz)	8M97W7D
LTE Band 71 (Channel Bandwidth: 15 MHz)	13M4G7D	
LTE Band 71 (Channel Bandwidth: 20 MHz)	17M9W7D	
Max. ERP Power	LTE Band 12 (Channel Bandwidth: 1.4 MHz)	80.54 mW
	LTE Band 12 (Channel Bandwidth: 3 MHz)	86.50 mW
	LTE Band 12 (Channel Bandwidth: 5 MHz)	91.62 mW
	LTE Band 12 (Channel Bandwidth: 10 MHz)	96.61 mW
	LTE Band 13 (Channel Bandwidth: 5 MHz)	63.24 mW
	LTE Band 13 (Channel Bandwidth: 10 MHz)	66.83 mW
	LTE Band 17 (Channel Bandwidth: 5 MHz)	91.20 mW
	LTE Band 17 (Channel Bandwidth: 10 MHz)	96.61 mW
	LTE Band 71 (Channel Bandwidth: 5 MHz)	57.41 mW
	LTE Band 71 (Channel Bandwidth: 10 MHz)	60.67 mW
	LTE Band 71 (Channel Bandwidth: 15 MHz)	64.42 mW
LTE Band 71 (Channel Bandwidth: 20 MHz)	68.23 mW	

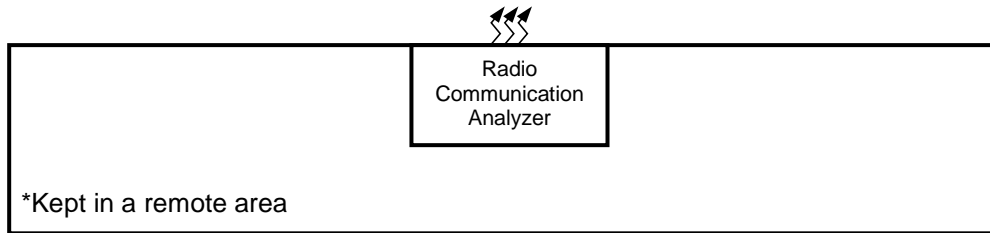
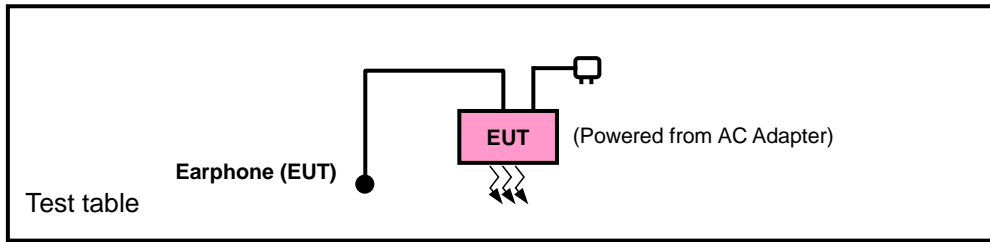
Max. EIRP Power	WCDMA	173.78 mW
	LTE Band 4 (Channel Bandwidth: 1.4 MHz)	98.40 mW
	LTE Band 4 (Channel Bandwidth: 3 MHz)	105.20 mW
	LTE Band 4 (Channel Bandwidth: 5 MHz)	111.94 mW
	LTE Band 4 (Channel Bandwidth: 10 MHz)	120.23 mW
	LTE Band 4 (Channel Bandwidth: 15 MHz)	127.64 mW
	LTE Band 4 (Channel Bandwidth: 20 MHz)	135.52 mW
	LTE Band 66 (Channel Bandwidth: 1.4 MHz)	112.20 mW
	LTE Band 66 (Channel Bandwidth: 3 MHz)	119.67 mW
	LTE Band 66 (Channel Bandwidth: 5 MHz)	127.94 mW
	LTE Band 66 (Channel Bandwidth: 10 MHz)	135.83 mW
	LTE Band 66 (Channel Bandwidth: 15 MHz)	144.54 mW
	LTE Band 66 (Channel Bandwidth: 20 MHz)	153.11 mW
Antenna Type	PIFA Antenna	
Antenna Gain	WCDMA	-0.6 dBi
	LTE Band 4	-0.6 dBi
	LTE Band 12	-3.5 dBi
	LTE Band 13	-4.5 dBi
	LTE Band 17	-3.5 dBi
	LTE Band 66	-0.8 dBi
	LTE Band 71	-4.3 dBi
Accessory Device	Refer to Note as below	
Data Cable Supplied	Refer to Note as below	

Note:

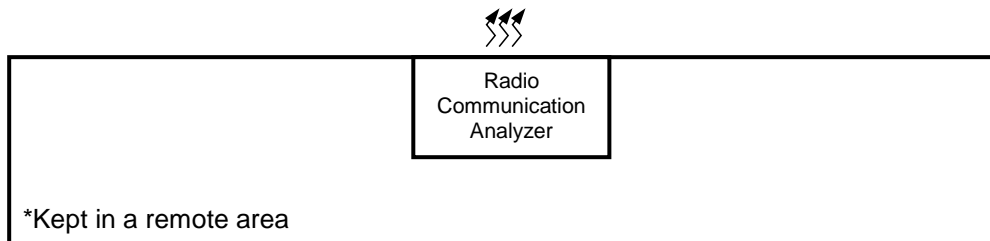
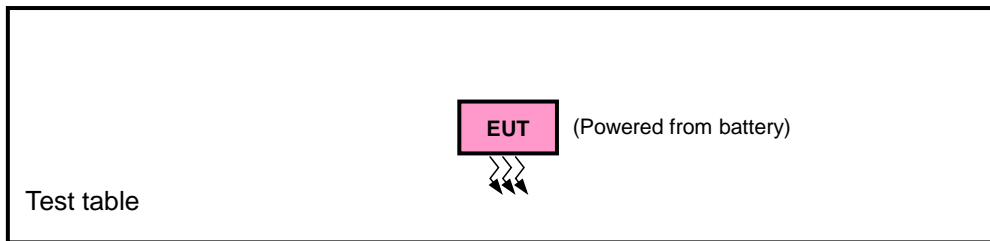
- There're 2 configurations for the EUT listed as below.
 Main Sample: EUT + Battery 1
 2nd Sample: EUT + Battery 2
 ✧ After pre-tested with the EUT, only the worst configuration (main sample) was chosen for the final test.
- The EUT's accessories list refers to Ext. Pho.
- The above EUT information is declared by manufacturer and for more detailed features description, please refers to the manufacturer's specifications or user's manual.

3.2 Configuration of System under Test

<Radiated Emission Test>



<E.R.P. / E.I.R.P. Test>



3.2.1 Description of Support Units

The EUT has been tested as an independent unit together with other necessary accessories or support units.

3.3 Test Mode Applicability and Tested Channel Detail

Pre-Scan has been conducted to determine the worst-case mode from all possible combinations between available modulations, data rates, XYZ axis, and antenna ports

The worst case was found when positioned as the table below. Following channel(s) was (were) selected for the final test as listed below:

Band	ERP / EIRP	Radiated Emission
WCDMA	X-plane	X-axis
LTE Band 4	Y-plane	X-axis
LTE Band 12	Y-plane	X-axis
LTE Band 13	Y-plane	Z-axis
LTE Band 17	Y-plane	X-axis
LTE Band 66	X-plane	X-axis
LTE Band 71	Y-plane	Z-axis

WCDMA

EUT Configure Mode	Test Item	Available Channel	Tested Channel	Mode
-	EIRP	1312 to 1513	1312, 1413, 1513	WCDMA
-	Modulation Characteristics	1312 to 1513	1413	WCDMA
-	Frequency Stability	1312 to 1513	1312, 1513	WCDMA
-	Occupied Bandwidth	1312 to 1513	1312, 1413, 1513	WCDMA
-	Band Edge	1312 to 1513	1312, 1513	WCDMA
-	Peak to Average Ratio	1312 to 1513	1312, 1413, 1513	WCDMA
-	Conducted Emission	1312 to 1513	1312, 1413, 1513	WCDMA
-	Radiated Emission	1312 to 1513	1312, 1413, 1513	WCDMA

LTE Band 4

EUT Configure Mode	Test Item	Available Channel	Tested Channel	Channel Bandwidth	Modulation	Mode
-	EIRP	19957 to 20393	19957, 20175, 20393	1.4 MHz	QPSK, 16QAM, 64QAM	1 RB / 0 RB Offset
		19965 to 20385	19965, 20175, 20385	3 MHz	QPSK, 16QAM, 64QAM	1 RB / 0 RB Offset
		19975 to 20375	19975, 20175, 20375	5 MHz	QPSK, 16QAM, 64QAM	1 RB / 0 RB Offset
		20000 to 20350	20000, 20175, 20350	10 MHz	QPSK, 16QAM, 64QAM	1 RB / 0 RB Offset
		20025 to 20325	20025, 20175, 20325	15 MHz	QPSK, 16QAM, 64QAM	1 RB / 0 RB Offset
		20050 to 20300	20050, 20175, 20300	20 MHz	QPSK, 16QAM, 64QAM	1 RB / 0 RB Offset
-	Modulation Characteristics	20000 to 20350	20175	10 MHz	QPSK, 16QAM, 64QAM	50 RB / 0 RB Offset
-	Frequency Stability	19957 to 20393	19957, 20393	1.4 MHz	QPSK	1 RB / 0 RB Offset
		19965 to 20385	19965, 20385	3 MHz	QPSK	1 RB / 0 RB Offset
		19975 to 20375	19975, 20375	5 MHz	QPSK	1 RB / 0 RB Offset
		20000 to 20350	20000, 20350	10 MHz	QPSK	1 RB / 0 RB Offset
		20025 to 20325	20025, 20325	15 MHz	QPSK	1 RB / 0 RB Offset
		20050 to 20300	20050, 20300	20 MHz	QPSK	1 RB / 0 RB Offset
-	Occupied Bandwidth	19957 to 20393	19957, 20175, 20393	1.4 MHz	QPSK, 16QAM, 64QAM	6 RB / 0 RB Offset
		19965 to 20385	19965, 20175, 20385	3 MHz	QPSK, 16QAM, 64QAM	15 RB / 0 RB Offset
		19975 to 20375	19975, 20175, 20375	5 MHz	QPSK, 16QAM, 64QAM	25 RB / 0 RB Offset
		20000 to 20350	20000, 20175, 20350	10 MHz	QPSK, 16QAM, 64QAM	50 RB / 0 RB Offset
		20025 to 20325	20025, 20175, 20325	15 MHz	QPSK, 16QAM, 64QAM	75 RB / 0 RB Offset
		20050 to 20300	20050, 20175, 20300	20 MHz	QPSK, 16QAM, 64QAM	100 RB / 0 RB Offset
-	Peak to Average Ratio	19957 to 20393	19957, 20175, 20393	1.4 MHz	QPSK, 16QAM, 64QAM	1 RB / 0 RB Offset
		19965 to 20385	19965, 20175, 20385	3 MHz	QPSK, 16QAM, 64QAM	1 RB / 0 RB Offset
		19975 to 20375	19975, 20175, 20375	5 MHz	QPSK, 16QAM, 64QAM	1 RB / 0 RB Offset
		20000 to 20350	20000, 20175, 20350	10 MHz	QPSK, 16QAM, 64QAM	1 RB / 0 RB Offset
		20025 to 20325	20025, 20175, 20325	15 MHz	QPSK, 16QAM, 64QAM	1 RB / 0 RB Offset
		20050 to 20300	20050, 20175, 20300	20 MHz	QPSK, 16QAM, 64QAM	1 RB / 0 RB Offset

EUT Configure Mode	Test Item	Available Channel	Tested Channel	Channel Bandwidth	Modulation	Mode		
-	Band Edge	19957 to 20393	19957	1.4 MHz	QPSK	1 RB / 0 RB Offset		
			20393	1.4 MHz		6 RB / 0 RB Offset		
		19965 to 20385	19965	3 MHz	QPSK	1 RB / 5 RB Offset		
			20385	3 MHz		6 RB / 0 RB Offset		
		19975 to 20375	19975	5 MHz	QPSK	1 RB / 0 RB Offset		
			20375	5 MHz		15 RB / 0 RB Offset		
		20000 to 20350	20000	10 MHz	QPSK	1 RB / 14 RB Offset		
			20350	10 MHz		15 RB / 0 RB Offset		
		20025 to 20325	20025	15 MHz	QPSK	1 RB / 0 RB Offset		
			20325	15 MHz		25 RB / 0 RB Offset		
		20050 to 20300	20050	20 MHz	QPSK	1 RB / 24 RB Offset		
			20300	20 MHz		25 RB / 0 RB Offset		
		-	Conducted Emission	19957 to 20393	19957, 20175, 20393	1.4 MHz	QPSK	1 RB / 0 RB Offset
				19965 to 20385	19965, 20175, 20385	3 MHz		1 RB / 0 RB Offset
				19975 to 20375	19975, 20175, 20375	5 MHz		1 RB / 0 RB Offset
				20000 to 20350	20000, 20175, 20350	10 MHz		1 RB / 0 RB Offset
				20025 to 20325	20025, 20175, 20325	15 MHz		1 RB / 0 RB Offset
				20050 to 20300	20050, 20175, 20300	20 MHz		1 RB / 0 RB Offset
-	Radiated Emission	19957 to 20393	19957, 20175, 20393	1.4 MHz	QPSK	1 RB / 0 RB Offset		
		19975 to 20375	19975, 20175, 20375	5 MHz		1 RB / 0 RB Offset		
		20050 to 20300	20050, 20175, 20300	20 MHz		1 RB / 0 RB Offset		

Note: This device was tested under all bandwidths, RB configurations and modulations. The worst case was found in QPSK modulation.

LTE Band 12

EUT Configure Mode	Test Item	Available Channel	Tested Channel	Channel Bandwidth	Modulation	Mode		
-	ERP	23017 to 23173	23017, 23095, 23173	1.4 MHz	QPSK, 16QAM, 64QAM	1 RB / 0 RB Offset		
		23025 to 23165	23025, 23095, 23165	3 MHz	QPSK, 16QAM, 64QAM	1 RB / 0 RB Offset		
		23035 to 23155	23035, 23095, 23155	5 MHz	QPSK, 16QAM, 64QAM	1 RB / 0 RB Offset		
		23060 to 23130	23060, 23095, 23130	10 MHz	QPSK, 16QAM, 64QAM	1 RB / 0 RB Offset		
-	Modulation Characteristics	23060 to 23130	23095	10 MHz	QPSK, 16QAM, 64QAM	50 RB / 0 RB Offset		
-	Frequency Stability	23017 to 23173	23017, 23173	1.4 MHz	QPSK	1 RB / 0 RB Offset		
		23025 to 23165	23025, 23165	3 MHz	QPSK	1 RB / 0 RB Offset		
		23035 to 23155	23035, 23155	5 MHz	QPSK	1 RB / 0 RB Offset		
		23060 to 23130	23060, 23130	10 MHz	QPSK	1 RB / 0 RB Offset		
-	Occupied Bandwidth	23017 to 23173	23017, 23095, 23173	1.4 MHz	QPSK, 16QAM, 64QAM	6 RB / 0 RB Offset		
		23025 to 23165	23025, 23095, 23165	3 MHz	QPSK, 16QAM, 64QAM	15 RB / 0 RB Offset		
		23035 to 23155	23035, 23095, 23155	5 MHz	QPSK, 16QAM, 64QAM	25 RB / 0 RB Offset		
		23060 to 23130	23060, 23095, 23130	10 MHz	QPSK, 16QAM, 64QAM	50 RB / 0 RB Offset		
-	Peak to Average Ratio	23017 to 23173	23017, 23095, 23173	1.4 MHz	QPSK, 16QAM, 64QAM	1 RB / 0 RB Offset		
		23025 to 23165	23025, 23095, 23165	3 MHz	QPSK, 16QAM, 64QAM	1 RB / 0 RB Offset		
		23035 to 23155	23035, 23095, 23155	5 MHz	QPSK, 16QAM, 64QAM	1 RB / 0 RB Offset		
		23060 to 23130	23060, 23095, 23130	10 MHz	QPSK, 16QAM, 64QAM	1 RB / 0 RB Offset		
-	Band Edge	23017 to 23173	23017	1.4 MHz	QPSK	1 RB / 0 RB Offset 6 RB / 0 RB Offset		
			23173	1.4 MHz	QPSK	1 RB / 5 RB Offset 6 RB / 0 RB Offset		
		23025 to 23165	23025	3 MHz	QPSK	1 RB / 0 RB Offset 15 RB / 0 RB Offset		
			23165	3 MHz	QPSK	1 RB / 14 RB Offset 15 RB / 0 RB Offset		
		23035 to 23155	23035	5 MHz	QPSK	1 RB / 0 RB Offset 25 RB / 0 RB Offset		
			23155	5 MHz	QPSK	1 RB / 24 RB Offset 25 RB / 0 RB Offset		
		23060 to 23130	23060	10 MHz	QPSK	1 RB / 0 RB Offset 50 RB / 0 RB Offset		
			23130	10 MHz	QPSK	1 RB / 49 RB Offset 50 RB / 0 RB Offset		
		-	Conducted Emission	23017 to 23173	23017, 23095, 23173	1.4 MHz	QPSK	1 RB / 0 RB Offset
				23025 to 23165	23025, 23095, 23165	3 MHz	QPSK	1 RB / 0 RB Offset
				23035 to 23155	23035, 23095, 23155	5 MHz	QPSK	1 RB / 0 RB Offset
				23060 to 23130	23060, 23095, 23130	10 MHz	QPSK	1 RB / 0 RB Offset
-	Radiated Emission	23017 to 23173	23017, 23095, 23173	1.4 MHz	QPSK	1 RB / 0 RB Offset		
		23035 to 23155	23035, 23095, 23155	5 MHz	QPSK	1 RB / 0 RB Offset		
		23060 to 23130	23060, 23095, 23130	10 MHz	QPSK	1 RB / 0 RB Offset		

Note: This device was tested under all bandwidths, RB configurations and modulations. The worst case was found in QPSK modulation.

LTE Band 13

EUT Configure Mode	Test Item	Available Channel	Tested Channel	Channel Bandwidth	Modulation	Mode
-	ERP	23205 to 23255	23205, 23230, 23255	5 MHz	QPSK, 16QAM, 64QAM	1 RB / 12 RB Offset
		23230	23230	10 MHz	QPSK, 16QAM, 64QAM	1 RB / 24 RB Offset
-	Modulation Characteristics	23230	23230	10 MHz	QPSK, 16QAM, 64QAM	50 RB / 0 RB Offset
-	Frequency Stability	23205 to 23255	23205, 23255	5 MHz	QPSK	1 RB / 0 RB Offset
		23230	23230	10 MHz	QPSK	1 RB / 0 RB Offset
-	Occupied Bandwidth	23205 to 23255	23205, 23230, 23255	5 MHz	QPSK, 16QAM, 64QAM	25 RB / 0 RB Offset
		23230	23230	10 MHz	QPSK, 16QAM, 64QAM	50 RB / 0 RB Offset
-	Peak to Average Ratio	23205 to 23255	23205, 23230, 23255	5 MHz	QPSK, 16QAM, 64QAM	1 RB / 0 RB Offset
		23230	23230	10 MHz	QPSK, 16QAM, 64QAM	1 RB / 0 RB Offset
-	Band Edge	23205 to 23255	23205	5 MHz	QPSK	1 RB / 0 RB Offset 25 RB / 0 RB Offset
			23255	5 MHz	QPSK	1 RB / 24 RB Offset 25 RB / 0 RB Offset
		23230	23230	10 MHz	QPSK	1 RB / 0 RB Offset 50 RB / 0 RB Offset
			23230	10 MHz	QPSK	1 RB / 49 RB Offset 50 RB / 0 RB Offset

Note: This device was tested under all bandwidths, RB configurations and modulations. The worst case was found in QPSK modulation.

LTE Band 17

EUT Configure Mode	Test Item	Available Channel	Tested Channel	Channel Bandwidth	Modulation	Mode
-	ERP	23755 to 23825	23755, 23790, 23825	5 MHz	QPSK, 16QAM, 64QAM	1 RB / 0 RB Offset
		23780 to 23800	23780, 23790, 23800	10 MHz	QPSK, 16QAM, 64QAM	1 RB / 0 RB Offset
-	Modulation Characteristics	23780 to 23800	23780	10 MHz	QPSK, 16QAM, 64QAM	25 RB / 0 RB Offset
-	Frequency Stability	23755 to 23825	23755, 23825	5 MHz	QPSK	1 RB / 0 RB Offset
		23780 to 23800	23780, 23800	10 MHz	QPSK	1 RB / 0 RB Offset
-	Occupied Bandwidth	23755 to 23825	23755, 23790, 23825	5 MHz	QPSK, 16QAM, 64QAM	25 RB / 0 RB Offset
		23780 to 23800	23780, 23790, 23800	10 MHz	QPSK, 16QAM, 64QAM	50 RB / 0 RB Offset
-	Peak to Average Ratio	23755 to 23825	23755, 23790, 23825	5 MHz	QPSK, 16QAM, 64QAM	1 RB / 12 RB Offset
		23780 to 23800	23780, 23790, 23800	10 MHz	QPSK, 16QAM, 64QAM	1 RB / 24 RB Offset
-	Band Edge	23755 to 23825	23755	5 MHz	QPSK	1 RB / 0 RB Offset 25 RB / 0 RB Offset
			23825	5 MHz	QPSK	1 RB / 24 RB Offset 25 RB / 0 RB Offset
		23780 to 23800	23780	10 MHz	QPSK	1 RB / 0 RB Offset 50 RB / 0 RB Offset
			23800	10 MHz	QPSK	1 RB / 49 RB Offset 50 RB / 0 RB Offset

Note: This device was tested under all bandwidths, RB configurations and modulations. The worst case was found in QPSK modulation.

LTE Band 66

EUT Configure Mode	Test Item	Available Channel	Tested Channel	Channel Bandwidth	Modulation	Mode
-	EIRP	131979 to 132665	131979, 132322, 132665	1.4 MHz	QPSK, 16QAM, 64QAM	1 RB / 0 RB Offset
		131987 to 132657	131987, 132322, 132657	3 MHz	QPSK, 16QAM, 64QAM	1 RB / 0 RB Offset
		131997 to 132647	131997, 132322, 132647	5 MHz	QPSK, 16QAM, 64QAM	1 RB / 0 RB Offset
		132022 to 132622	132022, 132322, 132622	10 MHz	QPSK, 16QAM, 64QAM	1 RB / 0 RB Offset
		132047 to 132597	132047, 132322, 132597	15 MHz	QPSK, 16QAM, 64QAM	1 RB / 0 RB Offset
		132072 to 132572	132072, 132322, 132572	20 MHz	QPSK, 16QAM, 64QAM	1 RB / 0 RB Offset
-	Modulation Characteristics	131997 to 132647	132322	5 MHz	QPSK, 16QAM, 64QAM	100 RB / 0 RB Offset
-	Frequency Stability	131979 to 132665	131979, 132665	1.4 MHz	QPSK	1 RB / 0 RB Offset
		131987 to 132657	131987, 132657	3 MHz	QPSK	1 RB / 0 RB Offset
		131997 to 132647	131997, 132647	5 MHz	QPSK	1 RB / 0 RB Offset
		132022 to 132622	132022, 132622	10 MHz	QPSK	1 RB / 0 RB Offset
		132047 to 132597	132047, 132597	15 MHz	QPSK	1 RB / 0 RB Offset
		132072 to 132572	132072, 132572	20 MHz	QPSK	1 RB / 0 RB Offset
-	Occupied Bandwidth	131979 to 132665	131979, 132322, 132665	1.4 MHz	QPSK, 16QAM, 64QAM	6 RB / 0 RB Offset
		131987 to 132657	131987, 132322, 132657	3 MHz	QPSK, 16QAM, 64QAM	15 RB / 0 RB Offset
		131997 to 132647	131997, 132322, 132647	5 MHz	QPSK, 16QAM, 64QAM	25 RB / 0 RB Offset
		132022 to 132622	132022, 132322, 132622	10 MHz	QPSK, 16QAM, 64QAM	50 RB / 0 RB Offset
		132047 to 132597	132047, 132322, 132597	15 MHz	QPSK, 16QAM, 64QAM	75 RB / 0 RB Offset
		132072 to 132572	132072, 132322, 132572	20 MHz	QPSK, 16QAM, 64QAM	100 RB / 0 RB Offset
-	Peak to Average Ratio	131979 to 132665	131979, 132322, 132665	1.4 MHz	QPSK, 16QAM, 64QAM	1 RB / 0 RB Offset
		131987 to 132657	131987, 132322, 132657	3 MHz	QPSK, 16QAM, 64QAM	1 RB / 0 RB Offset
		131997 to 132647	131997, 132322, 132647	5 MHz	QPSK, 16QAM, 64QAM	1 RB / 0 RB Offset
		132022 to 132622	132022, 132322, 132622	10 MHz	QPSK, 16QAM, 64QAM	1 RB / 0 RB Offset
		132047 to 132597	132047, 132322, 132597	15 MHz	QPSK, 16QAM, 64QAM	1 RB / 0 RB Offset
		132072 to 132572	132072, 132322, 132572	20 MHz	QPSK, 16QAM, 64QAM	1 RB / 0 RB Offset

EUT Configure Mode	Test Item	Available Channel	Tested Channel	Channel Bandwidth	Modulation	Mode		
-	Band Edge	131979 to 132665	131979	1.4 MHz	QPSK	1 RB / 0 RB Offset 6 RB / 0 RB Offset		
			132665	1.4 MHz	QPSK	1 RB / 5 RB Offset 6 RB / 0 RB Offset		
		131987 to 132657	131987	3 MHz	QPSK	1 RB / 0 RB Offset 15 RB / 0 RB Offset		
			132657	3 MHz	QPSK	1 RB / 14 RB Offset 15 RB / 0 RB Offset		
		131997 to 132647	131997	5 MHz	QPSK	1 RB / 0 RB Offset 25 RB / 0 RB Offset		
			132647	5 MHz	QPSK	1 RB / 24 RB Offset 25 RB / 0 RB Offset		
		132022 to 132622	132022	10 MHz	QPSK	1 RB / 0 RB Offset 50 RB / 0 RB Offset		
			132622	10 MHz	QPSK	1 RB / 49 RB Offset 50 RB / 0 RB Offset		
		132047 to 132597	132047	15 MHz	QPSK	1 RB / 0 RB Offset 75 RB / 0 RB Offset		
			132597	15 MHz	QPSK	1 RB / 74 RB Offset 75 RB / 0 RB Offset		
		132072 to 132572	132072	20 MHz	QPSK	1 RB / 0 RB Offset 100 RB / 0 RB Offset		
			132572	20 MHz	QPSK	1 RB / 99 RB Offset 100 RB / 0 RB Offset		
		-	Conducted Emission	131979 to 132665	131979, 132322, 132665	1.4 MHz	QPSK	1 RB / 0 RB Offset
				131987 to 132657	131987, 132322, 132657	3 MHz	QPSK	1 RB / 0 RB Offset
				131997 to 132647	131997, 132322, 132647	5 MHz	QPSK	1 RB / 0 RB Offset
				132022 to 132622	132022, 132322, 132622	10 MHz	QPSK	1 RB / 0 RB Offset
132047 to 132597	132047, 132322, 132597			15 MHz	QPSK	1 RB / 0 RB Offset		
132072 to 132572	132072, 132322, 132572			20 MHz	QPSK	1 RB / 0 RB Offset		
-	Radiated Emission	131979 to 132665	131979, 132322, 132665	1.4 MHz	QPSK	1 RB / 0 RB Offset		
		131997 to 132647	131997, 132322, 132647	5 MHz	QPSK	1 RB / 0 RB Offset		
		132072 to 132572	132072, 132322, 132572	20 MHz	QPSK	1 RB / 0 RB Offset		

LTE Band 71

EUT Configure Mode	Test Item	Available Channel	Tested Channel	Channel Bandwidth	Modulation	Mode		
-	ERP	133147 to 133447	133147, 133297, 133447	5 MHz	QPSK, 16QAM, 64QAM	1 RB / 0 RB Offset		
		133172 to 133422	133172, 133297, 133422	10 MHz	QPSK, 16QAM, 64QAM	1 RB / 24 RB Offset		
		133197 to 133397	133197, 133297, 133397	15 MHz	QPSK, 16QAM, 64QAM	1 RB / 0 RB Offset		
		133222 to 133372	133222, 133297, 133372	20 MHz	QPSK, 16QAM, 64QAM	1 RB / 0 RB Offset		
-	Modulation Characteristics	133222 to 133372	133297	20 MHz	QPSK, 16QAM, 64QAM	100 RB / 0 RB Offset		
-	Frequency Stability	133147 to 133447	133147, 133447	5 MHz	QPSK	1 RB / 0 RB Offset		
		133172 to 133422	133172, 133422	10 MHz	QPSK	1 RB / 0 RB Offset		
		133197 to 133397	133197, 133397	15 MHz	QPSK	1 RB / 0 RB Offset		
		133222 to 133372	133222, 133372	20 MHz	QPSK	1 RB / 0 RB Offset		
-	Occupied Bandwidth	133147 to 133447	133147, 133297, 133447	5 MHz	QPSK, 16QAM, 64QAM	6 RB / 0 RB Offset		
		133172 to 133422	133172, 133297, 133422	10 MHz	QPSK, 16QAM, 64QAM	15 RB / 0 RB Offset		
		133197 to 133397	133197, 133297, 133397	15 MHz	QPSK, 16QAM, 64QAM	25 RB / 0 RB Offset		
		133222 to 133372	133222, 133297, 133372	20 MHz	QPSK, 16QAM, 64QAM	50 RB / 0 RB Offset		
-	Peak to Average Ratio	133147 to 133447	133147, 133297, 133447	5 MHz	QPSK, 16QAM, 64QAM	1 RB / 0 RB Offset		
		133172 to 133422	133172, 133297, 133422	10 MHz	QPSK, 16QAM, 64QAM	1 RB / 0 RB Offset		
		133197 to 133397	133197, 133297, 133397	15 MHz	QPSK, 16QAM, 64QAM	1 RB / 0 RB Offset		
		133222 to 133372	133222, 133297, 133372	20 MHz	QPSK, 16QAM, 64QAM	1 RB / 0 RB Offset		
-	Band Edge	133147 to 133447	133147	5 MHz	QPSK	1 RB / 0 RB Offset 25 RB / 0 RB Offset		
			133447	5 MHz	QPSK	1 RB / 24 RB Offset 25 RB / 0 RB Offset		
		133172 to 133422	133172	10 MHz	QPSK	1 RB / 0 RB Offset 50 RB / 0 RB Offset		
			133422	10 MHz	QPSK	1 RB / 49 RB Offset 50 RB / 0 RB Offset		
		133197 to 133397	133197	15 MHz	QPSK	1 RB / 0 RB Offset 75 RB / 0 RB Offset		
			133397	15 MHz	QPSK	1 RB / 74 RB Offset 75 RB / 0 RB Offset		
		133222 to 133372	133222	20 MHz	QPSK	1 RB / 0 RB Offset 100 RB / 0 RB Offset		
			133372	20 MHz	QPSK	1 RB / 99 RB Offset 100 RB / 0 RB Offset		
		-	Conducted Emission	133147 to 133447	133147, 133297, 133447	5 MHz	QPSK	1 RB / 0 RB Offset
				133172 to 133422	133172, 133297, 133422	10 MHz	QPSK	1 RB / 24 RB Offset
				133197 to 133397	133197, 133297, 133397	15 MHz	QPSK	1 RB / 0 RB Offset
				133222 to 133372	133222, 133297, 133372	20 MHz	QPSK	1 RB / 0 RB Offset
-	Radiated Emission	133147 to 133447	133147, 133297, 133447	5 MHz	QPSK	1 RB / 0 RB Offset		
		133222 to 133372	133222, 133297, 133372	20 MHz	QPSK	1 RB / 0 RB Offset		

Note: This device was tested under all bandwidths, RB configurations and modulations. The worst case was found in QPSK modulation.

Test Condition:

Test Item	Environmental Conditions	Input Power	Tested By
ERP / EIRP	25 deg. C, 65 % RH	3.85 Vdc	Thomas Wei
Modulation Characteristics	25 deg. C, 65 % RH	3.85 Vdc	Wayne Lin
Frequency Stability	25 deg. C, 65 % RH	3.85 Vdc	Wayne Lin
Occupied Bandwidth	25 deg. C, 65 % RH	3.85 Vdc	Wayne Lin
Band Edge	25 deg. C, 65 % RH	3.85 Vdc	Wayne Lin
Peak to Average Ratio	25 deg. C, 65 % RH	3.85 Vdc	Wayne Lin
Conducted Emission	25 deg. C, 65 % RH	3.85 Vdc	Wayne Lin
Radiated Emission	25 deg. C, 65 % RH	120 Vac, 60 Hz	Thomas Wei / Jisyong Wang

3.4 EUT Operating Conditions

The EUT makes a call to the communication simulator. The communication simulator station system controlled a EUT to export maximum output power under transmission mode and specific channel frequency

3.5 General Description of Applied Standards

The EUT is a RF Product. According to the specifications of the manufacturer, it must comply with the requirements of the following standards:

FCC 47 CFR Part 2

FCC 47 CFR Part 27

KDB 971168 D01 Power Meas License Digital Systems v03r01

ANSI/TIA/EIA-603-E 2016

ANSI 63.26-2015

Note: All test items have been performed and recorded as per the above standards.

4 Test Types and Results

4.1 Output Power Measurement

4.1.1 Limits of Output Power Measurement

Fixed, mobile, and portable (hand-held) stations operating in the 1710–1755 MHz band and mobile and portable stations operating in the 1695-1710 MHz and 1755-1780 MHz bands are limited to 1 watt EIRP.

Portable stations (hand-held devices) operating in the 746-757 MHz, 776-788 MHz and 805-806 MHz band are limited to 3 watts ERP

Portable stations (hand-held device) operating in the 600 MHz uplink band and the 698-746 MHz band, and fixed and mobile stations in the 600 MHz uplink band are limited to 3 watts ERP.

4.1.2 Test Procedures

EIRP / ERP Measurement:

- a. All measurements were done at low, middle and high operational frequency range. RBW and VBW is 5 MHz for WCDMA and 10 MHz for LTE mode.
- b. Substitution method is used for E.I.R.P measurement. In the semi-anechoic chamber, EUT placed on the 0.8 m (below or equal 1 GHz) and/or 1.5 m (above 1 GHz) height of Turn Table, rotated the table around 360 degrees to search the maximum radiation power and receiver antenna shall be rotated vertical and horizontal polarization and moved height from 1 m to 4 m to find the maximum polar radiated power. The “Read Value” is the spectrum reading the maximum power value.
- c. The substitution horn antenna is substituted for EUT at the same position and signals generator export the CW signal to the substitution antenna via a tx cable. Rotated the Turn Table and moved receiving antenna to find the maximum radiation power. Adjust output power level of S.G to get a Value of spectrum reading equal to “Read Value” of step b. Record the power level of S.G.
- d. $EIRP = \text{Output power level of S.G} - \text{TX cable loss} + \text{Antenna gain of substitution horn}$. E.R.P power can be calculated form E.I.R.P power by subtracting the gain of dipole, $E.R.P \text{ power} = E.I.R.P \text{ power} - 2.15 \text{ dB}$.

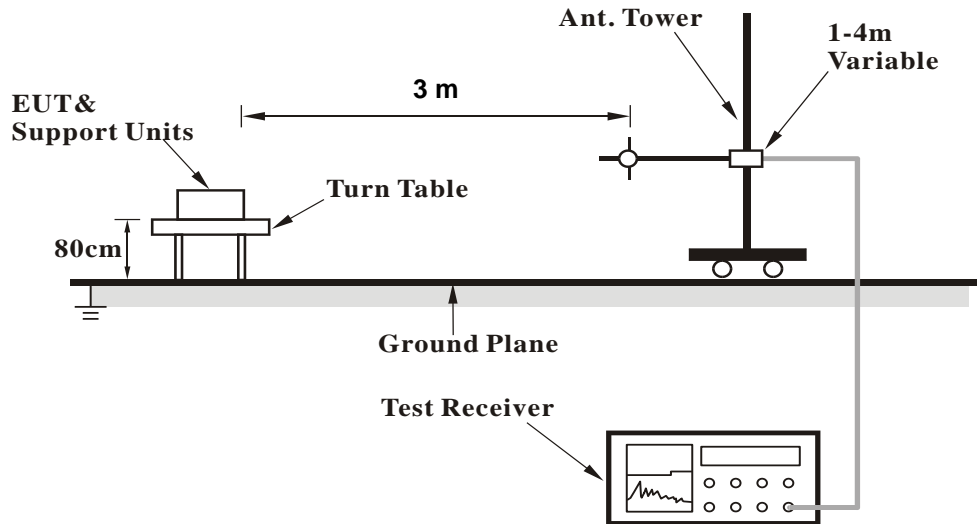
Conducted Power Measurement:

- a. The EUT was set up for the maximum power with WCDMA and LTE link data modulation and link up with simulator.
- b. Set the EUT to transmit under low, middle and high channel and record the power level shown on simulator.

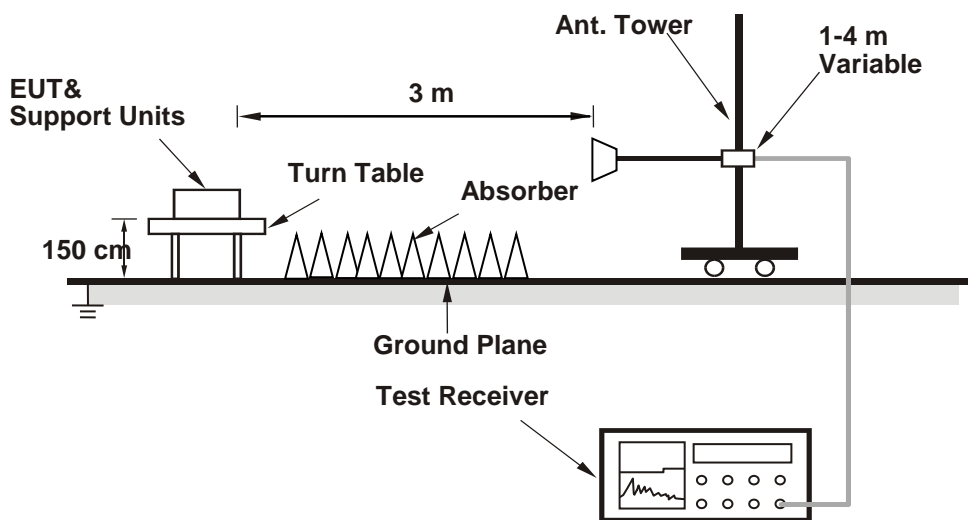
4.1.3 Test Setup

EIRP / ERP Measurement:

<Radiated Emission below or equal 1 GHz>

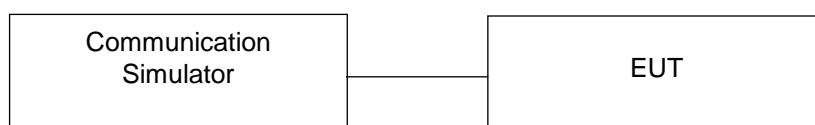


<Radiated Emission above 1 GHz>



For the actual test configuration, please refer to the attached file (Test Setup Photo).

Conducted Power Measurement:



4.1.4 Test Results

The worst configuration mode is presented in the report as below. Please refer to SAR test report for more detail test mode.

Band		TX Antenna	WLAN Function	Body-Worn/Hotspot
WCDMA	B4	Ant 0	WLAN-Off	Body-Worn/Hotspot
LTE	B4	Ant 0	WLAN-Off	Body-Worn/Hotspot
	B12	Ant 0	WLAN-Off	Body-Worn/Hotspot
	B13	Ant 0	WLAN-Off	Body-Worn/Hotspot
	B17	Ant 0	WLAN-Off	Body-Worn/Hotspot
	B66	Ant 0	WLAN-Off	Body-Worn/Hotspot
	B71	Ant 0	WLAN-Off	Body-Worn/Hotspot

Conducted Output Power (dBm)

Band	WCDMA IV		
	Body-Worn / Hotspot		
Mode	Ant-0		
Tx Antenna	Ant-0		
Channel	1312	1413	1513
Frequency (MHz)	1712.4	1732.6	1752.6
RMC 12.2K	22.86	22.90	22.88
HSDPA Subtest-1	21.85	21.89	21.83
HSDPA Subtest-2	21.84	21.85	21.82
HSDPA Subtest-3	21.36	21.40	21.36
HSDPA Subtest-4	21.36	21.41	21.34
DC-HSDPA Subtest-1	21.82	21.75	21.74
DC-HSDPA Subtest-2	21.84	21.76	21.72
DC-HSDPA Subtest-3	21.28	21.29	21.22
DC-HSDPA Subtest-4	21.27	21.31	21.24
HSUPA Subtest-1	21.91	21.95	21.89
HSUPA Subtest-2	19.95	19.99	19.91
HSUPA Subtest-3	20.88	20.95	20.92
HSUPA Subtest-4	19.86	19.93	19.89
HSUPA Subtest-5	21.92	21.93	21.90

LTE Band 4																	
Body-Worn / Hotspot																	
Ant-0																	
BW	MCS Index	RB Size	RB Offset	Low	Mid	High	3GPP MPR (dB)	BW	MCS Index	RB Size	RB Offset	Low	Mid	High	3GPP MPR (dB)		
				20050	20175	20300						20025	20175	20325			
		Channel	Frequency (MHz)	1720.0	1732.5	1745.0	Channel			Frequency (MHz)	1717.5	1732.5	1747.5				
20M	QPSK	1	0	23.33	23.29	23.25	0	15M	QPSK	1	0	23.28	23.24	23.20	0		
		1	50	23.31	23.27	23.23	0			1	37	23.26	23.22	23.18	0		
		1	99	23.25	23.21	23.17	0			1	74	23.20	23.16	23.12	0		
		50	0	22.35	22.31	22.27	1			36	0	22.30	22.26	22.22	1		
		50	25	22.32	22.28	22.24	1			36	19	22.27	22.23	22.19	1		
		50	50	22.30	22.26	22.22	1			36	39	22.25	22.21	22.17	1		
	16QAM	100	0	22.33	22.29	22.25	1		75	0	22.28	22.24	22.20	1			
		1	0	22.31	22.27	22.23	1		16QAM	1	0	22.26	22.22	22.18	1		
		1	50	22.29	22.25	22.21	1			1	37	22.24	22.20	22.16	1		
		1	99	22.23	22.19	22.15	1			1	74	22.18	22.14	22.10	1		
		50	0	21.33	21.29	21.25	2			36	0	21.28	21.24	21.20	2		
		50	25	21.30	21.26	21.22	2			36	19	21.25	21.21	21.17	2		
	50	50	21.28	21.24	21.20	2	36			39	21.23	21.19	21.15	2			
	64QAM	100	0	21.31	21.27	21.23	2		75	0	21.26	21.22	21.18	2			
		1	0	21.28	21.24	21.20	2		64QAM	1	0	21.23	21.19	21.15	2		
		1	50	21.26	21.22	21.18	2			1	37	21.21	21.17	21.13	2		
		1	99	21.20	21.16	21.12	2			1	74	21.15	21.11	21.07	2		
		50	0	20.30	20.26	20.22	3			36	0	20.25	20.21	20.17	3		
		50	25	20.27	20.23	20.19	3			36	19	20.22	20.18	20.14	3		
	50	50	20.25	20.21	20.17	3	36			39	20.20	20.16	20.12	3			
	100	0	20.28	20.24	20.20	3	75		0	20.23	20.19	20.15	3				
	10M	QPSK	1	0	23.25	23.21	23.17		0	5M	QPSK	1	0	23.21	23.17	23.13	0
			1	24	23.23	23.19	23.15		0			1	12	23.19	23.15	23.11	0
			1	49	23.17	23.13	23.09		0			1	24	23.13	23.09	23.05	0
25			0	22.27	22.23	22.19	1	12	0			22.23	22.19	22.15	1		
25			12	22.24	22.20	22.16	1	12	6			22.20	22.16	22.12	1		
25			25	22.22	22.18	22.14	1	12	13			22.18	22.14	22.10	1		
16QAM		50	0	22.25	22.21	22.17	1	25	0		22.21	22.17	22.13	1			
		1	0	22.23	22.19	22.15	1	16QAM	1		0	22.19	22.15	22.11	1		
		1	24	22.21	22.17	22.13	1		1		12	22.17	22.13	22.09	1		
		1	49	22.15	22.11	22.07	1		1		24	22.11	22.07	22.03	1		
		25	0	21.25	21.21	21.17	2		12		0	21.21	21.17	21.13	2		
		25	12	21.22	21.18	21.14	2		12		6	21.18	21.14	21.10	2		
25		25	21.20	21.16	21.12	2	12		13		21.16	21.12	21.08	2			
64QAM		50	0	21.23	21.19	21.15	2	25	0		21.19	21.15	21.11	2			
		1	0	21.20	21.16	21.12	2	64QAM	1		0	21.16	21.12	21.08	2		
		1	24	21.18	21.14	21.10	2		1		12	21.14	21.10	21.06	2		
		1	49	21.12	21.08	21.04	2		1		24	21.08	21.04	21.00	2		
		25	0	20.22	20.18	20.14	3		12		0	20.18	20.14	20.10	3		
		25	12	20.19	20.15	20.11	3		12		6	20.15	20.11	20.07	3		
25		25	20.17	20.13	20.09	3	12		13		20.13	20.09	20.05	3			
50		0	20.20	20.16	20.12	3	25	0	20.16		20.12	20.08	3				
3M		QPSK	1	0	23.18	23.14	23.10	0	1.4M		QPSK	1	0	23.23	23.19	23.15	0
			1	7	23.16	23.12	23.08	0				1	2	23.21	23.17	23.13	0
			1	14	23.10	23.06	23.02	0				1	5	23.15	23.11	23.07	0
	8		0	22.20	22.16	22.12	1	3		0		23.20	23.16	23.12	0		
	8		3	22.17	22.13	22.09	1	3		1		23.17	23.13	23.09	0		
	8		7	22.15	22.11	22.07	1	3		3		23.15	23.11	23.07	0		
	16QAM	15	0	22.18	22.14	22.10	1	6		0	22.23	22.19	22.15	1			
		1	0	22.16	22.12	22.08	1	16QAM		1	0	22.21	22.17	22.13	1		
		1	7	22.14	22.10	22.06	1			1	2	22.19	22.15	22.11	1		
		1	14	22.08	22.04	22.00	1			1	5	22.13	22.09	22.05	1		
		8	0	21.18	21.14	21.10	2			3	0	22.16	22.12	22.08	1		
		8	3	21.15	21.11	21.07	2			3	1	22.13	22.09	22.05	1		
	8	7	21.13	21.09	21.05	2	3			3	22.11	22.07	22.03	1			
	64QAM	15	0	21.16	21.12	21.08	2	6		0	21.21	21.17	21.13	2			
		1	0	21.13	21.09	21.05	2	64QAM		1	0	21.18	21.14	21.10	2		
		1	7	21.11	21.07	21.03	2			1	2	21.16	21.12	21.08	2		
		1	14	21.05	21.01	20.97	2			1	5	21.10	21.06	21.02	2		
		8	0	20.15	20.11	20.07	3			3	0	21.15	21.11	21.07	2		
		8	3	20.12	20.08	20.04	3			3	1	21.12	21.08	21.04	2		
	8	7	20.10	20.06	20.02	3	3			3	21.10	21.06	21.02	2			
	15	0	20.13	20.09	20.05	3	6	0		20.18	20.14	20.10	3				

LTE Band 12															
Body-Worn / Hotspot															
Ant-0															
BW	MCS Index	RB Size	RB Offset	Low	Mid	High	3GPP MPR (dB)	BW	MCS Index	RB Size	RB Offset	Low	Mid	High	3GPP MPR (dB)
				23060	23095	23130						23035	23095	23155	
		Channel	23060	23095	23130	Channel	23035			23095	23155				
		Frequency (MHz)		704.0	707.5	711.0			Frequency (MHz)		701.5	707.5	713.5		
10M	QPSK	1	0	24.64	24.61	24.59	0	5M	QPSK	1	0	24.55	24.52	24.50	0
		1	24	24.63	24.59	24.57	0			1	12	24.54	24.50	24.48	0
		1	49	24.60	24.58	24.56	0			1	24	24.52	24.49	24.47	0
		25	0	23.67	23.62	23.60	1			12	0	23.58	23.53	23.51	1
		25	12	23.64	23.59	23.57	1			12	6	23.55	23.50	23.48	1
		25	25	23.62	23.57	23.55	1			12	13	23.53	23.48	23.46	1
	16QAM	50	0	23.65	23.60	23.58	1		25	0	23.56	23.51	23.49	1	
		1	0	23.66	23.62	23.61	1		16QAM	1	0	23.57	23.53	23.52	1
		1	24	23.65	23.60	23.59	1			1	12	23.56	23.51	23.50	1
		1	49	23.63	23.59	23.58	1			1	24	23.53	23.50	23.49	1
		25	0	22.69	22.61	22.62	2			12	0	22.60	22.52	22.53	2
		25	12	22.66	22.58	22.59	2			12	6	22.57	22.49	22.50	2
	25	25	22.64	22.57	22.57	2	12			13	22.55	22.48	22.48	2	
	64QAM	50	0	22.67	22.59	22.60	2		64QAM	25	0	22.58	22.50	22.51	2
		1	0	22.64	22.60	22.59	2			1	0	22.55	22.51	22.50	2
		1	24	22.63	22.58	22.57	2			1	12	22.54	22.49	22.48	2
		1	49	22.61	22.57	22.56	2			1	24	22.52	22.48	22.47	2
		25	0	21.67	21.57	21.60	3			12	0	21.58	21.48	21.51	3
		25	12	21.64	21.55	21.57	3			12	6	21.55	21.46	21.48	3
	25	25	21.62	21.54	21.55	3	12		13	21.53	21.45	21.46	3		
	50	0	21.65	21.57	21.58	3	25		0	21.56	21.48	21.49	3		

BW	MCS Index	RB Size	RB Offset	Low	Mid	High	3GPP MPR (dB)	BW	MCS Index	RB Size	RB Offset	Low	Mid	High	3GPP MPR (dB)
				23025	23095	23165						23017	23095	23173	
		Channel	23025	23095	23165	Channel	23017			23095	23173				
		Frequency (MHz)		700.5	707.5	714.5			Frequency (MHz)		699.7	707.5	715.3		
3M	QPSK	1	0	24.43	24.40	24.38	0	1.4M	QPSK	1	0	24.36	24.33	24.31	0
		1	7	24.42	24.38	24.36	0			1	2	24.35	24.31	24.29	0
		1	14	24.40	24.37	24.35	0			1	5	24.33	24.30	24.28	0
		8	0	23.46	23.41	23.39	1			3	0	24.28	24.23	24.21	0
		8	3	23.43	23.38	23.36	1			3	1	24.25	24.20	24.18	0
		8	7	23.41	23.36	23.34	1			3	3	24.23	24.18	24.16	0
	16QAM	15	0	23.44	23.39	23.37	1		6	0	23.37	23.32	23.30	1	
		1	0	23.45	23.41	23.40	1		16QAM	1	0	23.38	23.34	23.33	1
		1	7	23.44	23.39	23.38	1			1	2	23.37	23.32	23.31	1
		1	14	23.41	23.38	23.37	1			1	5	23.34	23.31	23.30	1
		8	0	22.48	22.40	22.41	2			3	0	23.30	23.22	23.23	1
		8	3	22.45	22.37	22.38	2			3	1	23.27	23.19	23.20	1
	8	7	22.43	22.36	22.36	2	3			3	23.25	23.18	23.18	1	
	64QAM	15	0	22.46	22.38	22.39	2		6	0	22.39	22.31	22.32	2	
		1	0	22.43	22.39	22.38	2		64QAM	1	0	22.36	22.32	22.31	2
		1	7	22.42	22.37	22.36	2			1	2	22.35	22.30	22.29	2
		1	14	22.40	22.36	22.35	2			1	5	22.33	22.29	22.28	2
		8	0	21.46	21.36	21.39	3			3	0	22.28	22.18	22.21	2
		8	3	21.43	21.34	21.36	3			3	1	22.25	22.16	22.18	2
	8	7	21.41	21.33	21.34	3	3			3	22.23	22.15	22.16	2	
	15	0	21.44	21.36	21.37	3	6		0	21.37	21.29	21.30	3		

LTE Band 13													
Body-Worn / Hotspot													
Ant-0													
BW	MCS Index	RB Size	RB Offset	Mid	3GPP MPR (dB)	BW	MCS Index	RB Size	RB Offset	Low	Mid	High	3GPP MPR (dB)
		Frequency (MHz)	782.0	779.5	782.0			784.5					
10M	QPSK	1	0	24.15	0	5M	QPSK	1	0	24.02	24.06	23.99	0
		1	24	24.26	0			1	12	24.13	24.17	24.10	0
		1	49	24.06	0			1	24	23.93	23.97	23.90	0
		25	0	23.25	1			12	0	23.12	23.16	23.09	1
		25	12	23.29	1			12	6	23.16	23.20	23.13	1
		25	25	23.21	1			12	13	23.08	23.12	23.05	1
	16QAM	50	0	23.23	1		25	0	23.10	23.14	23.07	1	
		1	0	23.13	1		16QAM	1	0	23.00	23.04	22.97	1
		1	24	23.24	1			1	12	23.11	23.15	23.08	1
		1	49	23.04	1			1	24	22.91	22.95	22.88	1
		25	0	22.23	2			12	0	22.10	22.14	22.07	2
		25	12	22.27	2			12	6	22.14	22.18	22.11	2
	25	25	22.19	2	12			13	22.06	22.10	22.03	2	
	64QAM	50	0	22.21	2		25	0	22.08	22.12	22.05	2	
		1	0	22.15	2		64QAM	1	0	22.02	22.06	21.99	2
		1	24	22.26	2			1	12	22.13	22.17	22.10	2
		1	49	22.06	2			1	24	21.93	21.97	21.90	2
		25	0	21.25	3			12	0	21.12	21.16	21.09	3
		25	12	21.29	3			12	6	21.16	21.20	21.13	3
	25	25	21.21	3	12			13	21.08	21.12	21.05	3	
	50	0	21.23	3	25		0	21.10	21.14	21.07	3		

LTE Band 17															
Body-Worn / Hotspot															
Ant-0															
BW	MCS Index	RB Size	RB Offset	Low	Mid	High	3GPP MPR (dB)	BW	MCS Index	RB Size	RB Offset	Low	Mid	High	3GPP MPR (dB)
		Frequency (MHz)	709.0	710.0	711.0	706.5	710.0			713.5					
10M	QPSK	1	0	24.65	24.63	24.62	0	5M	QPSK	1	0	24.53	24.51	24.50	0
		1	24	24.63	24.61	24.60	0			1	12	24.51	24.49	24.48	0
		1	49	24.61	24.59	24.58	0			1	24	24.49	24.47	24.46	0
		25	0	23.67	23.65	23.64	1			12	0	23.55	23.53	23.52	1
		25	12	23.65	23.63	23.62	1			12	6	23.53	23.51	23.50	1
		25	25	23.63	23.61	23.60	1			12	13	23.51	23.49	23.48	1
	16QAM	50	0	23.64	23.62	23.61	1		25	0	23.52	23.50	23.49	1	
		1	0	23.63	23.61	23.60	1		16QAM	1	0	23.51	23.49	23.48	1
		1	24	23.61	23.59	23.58	1			1	12	23.49	23.47	23.46	1
		1	49	23.59	23.57	23.56	1			1	24	23.47	23.45	23.44	1
		25	0	22.65	22.63	22.62	2			12	0	22.53	22.51	22.50	2
		25	12	22.63	22.61	22.60	2			12	6	22.51	22.49	22.48	2
	25	25	22.61	22.59	22.58	2	12			13	22.49	22.47	22.46	2	
	64QAM	50	0	22.62	22.60	22.59	2		25	0	22.50	22.48	22.47	2	
		1	0	22.65	22.63	22.62	2		64QAM	1	0	22.53	22.51	22.50	2
		1	24	22.63	22.61	22.60	2			1	12	22.51	22.49	22.48	2
		1	49	22.61	22.59	22.58	2			1	24	22.49	22.47	22.46	2
		25	0	21.67	21.65	21.64	3			12	0	21.55	21.53	21.52	3
		25	12	21.65	21.63	21.62	3			12	6	21.53	21.51	21.50	3
	25	25	21.63	21.61	21.60	3	12			13	21.51	21.49	21.48	3	
	50	0	21.64	21.62	21.61	3	25		0	21.52	21.50	21.49	3		

LTE Band 66
Body-Worn / Hotspot
Ant-0

BW	MCS Index	RB Size	RB Offset	Low	Mid	High	3GPP MPR (dB)	BW	MCS Index	RB Size	RB Offset	Low	Mid	High	3GPP MPR (dB)
				132072	132322	132572						132047	132322	132597	
		Channel Frequency (MHz)	1720.0	1745.0	1770.0	Channel Frequency (MHz)	1717.5			1745.0	1772.5				
20M	QPSK	1	0	23.61	23.72	23.76	0	15M	QPSK	1	0	23.56	23.67	23.71	0
		1	50	23.58	23.69	23.73	0			1	37	23.53	23.64	23.68	0
		1	99	23.47	23.58	23.62	0			1	74	23.42	23.53	23.57	0
		50	0	22.50	22.61	22.65	1			36	0	22.45	22.56	22.60	1
		50	25	22.45	22.56	22.60	1			36	19	22.40	22.51	22.55	1
		50	50	22.42	22.53	22.57	1			36	39	22.37	22.48	22.52	1
	100	0	22.44	22.55	22.59	1	75		0	22.39	22.50	22.54	1		
	16QAM	1	0	22.59	22.70	22.74	1		16QAM	1	0	22.54	22.65	22.69	1
		1	50	22.56	22.67	22.71	1			1	37	22.51	22.62	22.66	1
		1	99	22.45	22.56	22.60	1			1	74	22.40	22.51	22.55	1
		50	0	21.48	21.59	21.63	2			36	0	21.43	21.54	21.58	2
		50	25	21.43	21.54	21.58	2			36	19	21.38	21.49	21.53	2
		50	50	21.40	21.51	21.55	2			36	39	21.35	21.46	21.50	2
	100	0	21.42	21.53	21.57	2	75		0	21.37	21.48	21.52	2		
	64QAM	1	0	21.56	21.67	21.71	2		64QAM	1	0	21.51	21.62	21.66	2
		1	50	21.53	21.64	21.68	2			1	37	21.48	21.59	21.63	2
		1	99	21.42	21.53	21.57	2			1	74	21.37	21.48	21.52	2
		50	0	20.45	20.56	20.60	3			36	0	20.40	20.51	20.55	3
50		25	20.40	20.51	20.55	3	36	19		20.35	20.46	20.50	3		
50		50	20.37	20.48	20.52	3	36	39		20.32	20.43	20.47	3		
100	0	20.39	20.50	20.54	3	75	0	20.34	20.45	20.49	3				
10M	QPSK	1	0	23.49	23.60	23.64	0	5M	QPSK	1	0	23.53	23.64	23.68	0
		1	24	23.46	23.57	23.61	0			1	12	23.50	23.61	23.65	0
		1	49	23.35	23.46	23.50	0			1	24	23.39	23.50	23.54	0
		25	0	22.38	22.49	22.53	1			12	0	22.42	22.53	22.57	1
		25	12	22.33	22.44	22.48	1			12	6	22.37	22.48	22.52	1
		25	25	22.30	22.41	22.45	1			12	13	22.34	22.45	22.49	1
	50	0	22.32	22.43	22.47	1	25		0	22.36	22.47	22.51	1		
	16QAM	1	0	22.47	22.58	22.62	1		16QAM	1	0	22.51	22.62	22.66	1
		1	24	22.44	22.55	22.59	1			1	12	22.48	22.59	22.63	1
		1	49	22.33	22.44	22.48	1			1	24	22.37	22.48	22.52	1
		25	0	21.36	21.47	21.51	2			12	0	21.40	21.51	21.55	2
		25	12	21.31	21.42	21.46	2			12	6	21.35	21.46	21.50	2
		25	25	21.28	21.39	21.43	2			12	13	21.32	21.43	21.47	2
	50	0	21.30	21.41	21.45	2	25		0	21.34	21.45	21.49	2		
	64QAM	1	0	21.44	21.55	21.59	2		64QAM	1	0	21.48	21.59	21.63	2
		1	24	21.41	21.52	21.56	2			1	12	21.45	21.56	21.60	2
		1	49	21.30	21.41	21.45	2			1	24	21.34	21.45	21.49	2
		25	0	20.33	20.44	20.48	3			12	0	20.37	20.48	20.52	3
25		12	20.28	20.39	20.43	3	12	6		20.32	20.43	20.47	3		
25		25	20.25	20.36	20.40	3	12	13		20.29	20.40	20.44	3		
50	0	20.27	20.38	20.42	3	25	0	20.31	20.42	20.46	3				
3M	QPSK	1	0	23.46	23.57	23.61	0	1.4M	QPSK	1	0	23.51	23.62	23.66	0
		1	7	23.43	23.54	23.58	0			1	2	23.48	23.59	23.63	0
		1	14	23.32	23.43	23.47	0			1	5	23.37	23.48	23.52	0
		8	0	22.35	22.46	22.50	1			3	0	23.42	23.53	23.57	0
		8	3	22.30	22.41	22.45	1			3	1	23.37	23.48	23.52	0
		8	7	22.27	22.38	22.42	1			3	3	23.34	23.45	23.49	0
	15	0	22.29	22.40	22.44	1	6		0	22.34	22.45	22.49	1		
	16QAM	1	0	22.44	22.55	22.59	1		16QAM	1	0	22.49	22.60	22.64	1
		1	7	22.41	22.52	22.56	1			1	2	22.46	22.57	22.61	1
		1	14	22.30	22.41	22.45	1			1	5	22.35	22.46	22.50	1
		8	0	21.33	21.44	21.48	2			3	0	22.40	22.51	22.55	1
		8	3	21.28	21.39	21.43	2			3	1	22.35	22.46	22.50	1
		8	7	21.25	21.36	21.40	2			3	3	22.32	22.43	22.47	1
	15	0	21.27	21.38	21.42	2	6		0	21.32	21.43	21.47	2		
	64QAM	1	0	21.41	21.52	21.56	2		64QAM	1	0	21.46	21.57	21.61	2
		1	7	21.38	21.49	21.53	2			1	2	21.43	21.54	21.58	2
		1	14	21.27	21.38	21.42	2			1	5	21.32	21.43	21.47	2
		8	0	20.30	20.41	20.45	3			3	0	21.37	21.48	21.52	2
8		3	20.25	20.36	20.40	3	3	1		21.32	21.43	21.47	2		
8		7	20.22	20.33	20.37	3	3	3		21.29	21.40	21.44	2		
15	0	20.24	20.35	20.39	3	6	0	20.29	20.40	20.44	3				

LTE Band 71																	
Body-Worn / Hotspot																	
Ant-0																	
BW	MCS Index	RB Size	RB Offset	Low	Mid	High	3GPP MPR (dB)	BW	MCS Index	RB Size	RB Offset	Low	Mid	High	3GPP MPR (dB)		
				133222	133297	133372						133197	133297	133397			
				Channel	673	680.5						688	Channel	670.5		680.5	690.5
				Frequency (MHz)								Frequency (MHz)					
20M	QPSK	1	0	23.45	23.51	23.44	0	15M	QPSK	1	0	23.42	23.50	23.37	0		
		1	50	23.41	23.47	23.40	0			1	37	23.39	23.47	23.40	0		
		1	99	23.32	23.38	23.31	0			1	74	23.26	23.37	23.27	0		
		50	0	22.51	22.57	22.50	1			36	0	22.49	22.49	22.43	1		
		50	25	22.40	22.46	22.39	1			36	19	22.34	22.44	22.32	1		
		50	50	22.36	22.42	22.35	1			36	39	22.27	22.37	22.30	1		
	100	0	22.43	22.49	22.42	1	75		0	22.38	22.49	22.41	1				
	16QAM	1	0	22.36	22.45	22.40	1		16QAM	1	0	22.30	22.39	22.34	1		
		1	50	22.41	22.42	22.38	1			1	37	22.31	22.43	22.28	1		
		1	99	22.29	22.34	22.28	1			1	74	22.27	22.36	22.19	1		
		50	0	21.49	21.57	21.40	2			36	0	21.40	21.45	21.35	2		
		50	25	21.40	21.36	21.33	2			36	19	21.29	21.31	21.23	2		
		50	50	21.27	21.42	21.35	2			36	39	21.24	21.30	21.21	2		
	100	0	21.38	21.42	21.36	2	75		0	21.35	21.34	21.28	2				
	64QAM	1	0	21.43	21.44	21.34	2		64QAM	1	0	21.41	21.35	21.31	2		
		1	50	21.41	21.41	21.31	2			1	37	21.35	21.46	21.26	2		
		1	99	21.27	21.38	21.22	2			1	74	21.21	21.35	21.16	2		
		50	0	20.48	20.56	20.49	3			36	0	20.43	20.50	20.39	3		
		50	25	20.31	20.39	20.34	3			36	19	20.28	20.40	20.24	3		
		50	50	20.26	20.32	20.30	3			36	39	20.33	20.30	20.32	3		
	100	0	20.39	20.43	20.41	3	75		0	20.35	20.35	20.23	3				
	BW	MCS Index	RB Size	RB Offset	Low	Mid	High		3GPP MPR (dB)	BW	MCS Index	RB Size	RB Offset	Low	Mid	High	3GPP MPR (dB)
					133172	133297	133422							133147	133297	133447	
					Channel	668	680.5							693	Channel	665.5	
				Frequency (MHz)								Frequency (MHz)					
10M	QPSK	1	0	23.27	23.40	23.27	0	5M	QPSK	1	0	23.29	23.41	23.29	0		
		1	24	23.41	23.42	23.26	0			1	12	23.38	23.31	23.10	0		
		1	49	23.17	23.31	23.19	0			1	24	23.23	23.27	23.20	0		
		25	0	22.35	22.49	22.33	1			12	0	22.38	22.46	22.32	1		
		25	12	22.39	22.43	22.32	1			12	6	22.31	22.35	22.09	1		
		25	25	22.31	22.34	22.25	1			12	13	22.29	22.38	22.15	1		
	50	0	22.32	22.40	22.28	1	25		0	22.29	22.34	22.11	1				
	16QAM	1	0	22.25	22.37	22.25	1		16QAM	1	0	22.33	22.40	22.23	1		
		1	24	22.30	22.33	22.23	1			1	12	22.29	22.30	22.23	1		
		1	49	22.20	22.30	22.29	1			1	24	22.16	22.30	22.05	1		
		25	0	21.40	21.34	21.28	2			12	0	21.31	21.49	21.33	2		
		25	12	21.21	21.22	21.15	2			12	6	21.27	21.16	21.20	2		
		25	25	21.16	21.28	21.16	2			12	13	21.17	21.25	21.13	2		
	50	0	21.22	21.36	21.27	2	25		0	21.30	21.34	21.21	2				
	64QAM	1	0	21.25	21.30	21.26	2		64QAM	1	0	21.26	21.35	21.28	2		
		1	24	21.28	21.29	21.15	2			1	12	21.30	21.20	21.25	2		
		1	49	21.07	21.31	21.26	2			1	24	21.06	21.18	21.13	2		
		25	0	20.22	20.33	20.22	3			12	0	20.41	20.30	20.37	3		
		25	12	20.21	20.24	20.23	3			12	6	20.25	20.22	20.30	3		
		25	25	20.16	20.26	20.23	3			12	13	20.24	20.21	20.21	3		
	50	0	20.20	20.40	20.31	3	25		0	20.22	20.42	20.30	3				

ERP Power (dBm)

LTE Band 12							
Channel Bandwidth: 1.4 MHz / QPSK							
Plane	Channel	Frequency (MHz)	Reading (dBm)	Correction Factor (dB)	ERP (dBm)	ERP (mW)	Polarization (H/V)
Y	23017	699.7	-9.49	30.36	18.72	74.47	H
	23095	707.5	-8.96	30.17	19.06	80.54	
	23173	715.3	-9.16	30.17	18.86	76.91	
	23017	699.7	-18.38	32.03	11.50	14.13	V
	23095	707.5	-18.00	31.98	11.83	15.24	
	23173	715.3	-18.22	32.06	11.69	14.76	
Channel Bandwidth: 1.4 MHz / 16QAM							
Y	23017	699.7	-10.48	30.36	17.73	59.29	H
	23095	707.5	-9.95	30.17	18.07	64.12	
	23173	715.3	-10.15	30.17	17.87	61.24	
	23017	699.7	-19.37	32.03	10.51	11.25	V
	23095	707.5	-18.99	31.98	10.84	12.13	
	23173	715.3	-19.21	32.06	10.70	11.75	
Channel Bandwidth: 1.4 MHz / 64QAM							
Y	23017	699.7	-11.48	30.36	16.73	47.10	H
	23095	707.5	-10.95	30.17	17.07	50.93	
	23173	715.3	-11.15	30.17	16.87	48.64	
	23017	699.7	-20.37	32.03	9.51	8.93	V
	23095	707.5	-19.99	31.98	9.84	9.64	
	23173	715.3	-20.21	32.06	9.70	9.33	

Note: ERP (dBm) = Reading (dBm) + Correction Factor (dB) – 2.15

LTE Band 12							
Channel Bandwidth: 3 MHz / QPSK							
Plane	Channel	Frequency (MHz)	Reading (dBm)	Correction Factor (dB)	ERP (dBm)	ERP (mW)	Polarization (H/V)
Y	23025	700.5	-8.99	30.17	19.03	79.98	H
	23095	707.5	-8.65	30.17	19.37	86.50	
	23165	714.5	-8.86	30.18	19.17	82.60	
	23025	700.5	-18.00	31.96	11.81	15.17	V
	23095	707.5	-17.69	31.98	12.14	16.37	
	23165	714.5	-17.88	32.03	12.00	15.85	
Channel Bandwidth: 3 MHz / 16QAM							
Y	23025	700.5	-10.00	30.17	18.02	63.39	H
	23095	707.5	-9.66	30.17	18.36	68.55	
	23165	714.5	-9.87	30.18	18.16	65.46	
	23025	700.5	-19.01	31.96	10.80	12.02	V
	23095	707.5	-18.70	31.98	11.13	12.97	
	23165	714.5	-18.89	32.03	10.99	12.56	
Channel Bandwidth: 3 MHz / 64QAM							
Y	23025	700.5	-11.03	30.17	16.99	50.00	H
	23095	707.5	-10.69	30.17	17.33	54.08	
	23165	714.5	-10.90	30.18	17.13	51.64	
	23025	700.5	-20.04	31.96	9.77	9.48	V
	23095	707.5	-19.73	31.98	10.10	10.23	
	23165	714.5	-19.92	32.03	9.96	9.91	

Note: ERP (dBm) = Reading (dBm) + Correction Factor (dB) – 2.15

LTE Band 12							
Channel Bandwidth: 5 MHz / QPSK							
Plane	Channel	Frequency (MHz)	Reading (dBm)	Correction Factor (dB)	ERP (dBm)	ERP (mW)	Polarization (H/V)
Y	23035	701.5	-8.74	30.17	19.28	84.72	H
	23095	707.5	-8.40	30.17	19.62	91.62	
	23155	713.5	-8.61	30.18	19.42	87.50	
	23035	701.5	-17.75	31.96	12.06	16.07	V
	23095	707.5	-17.44	31.98	12.39	17.34	
	23155	713.5	-17.63	32.03	12.25	16.79	
Channel Bandwidth: 5 MHz / 16QAM							
Y	23035	701.5	-9.77	30.17	18.25	66.83	H
	23095	707.5	-9.43	30.17	18.59	72.28	
	23155	713.5	-9.64	30.18	18.39	69.02	
	23035	701.5	-18.78	31.96	11.03	12.68	V
	23095	707.5	-18.47	31.98	11.36	13.68	
	23155	713.5	-18.66	32.03	11.22	13.24	
Channel Bandwidth: 5 MHz / 64QAM							
Y	23035	701.5	-10.77	30.17	17.25	53.09	H
	23095	707.5	-10.43	30.17	17.59	57.41	
	23155	713.5	-10.64	30.18	17.39	54.83	
	23035	701.5	-19.78	31.96	10.03	10.07	V
	23095	707.5	-19.47	31.98	10.36	10.86	
	23155	713.5	-19.66	32.03	10.22	10.52	

Note: ERP (dBm) = Reading (dBm) + Correction Factor (dB) – 2.15

LTE Band 12							
Channel Bandwidth: 10 MHz / QPSK							
Plane	Channel	Frequency (MHz)	Reading (dBm)	Correction Factor (dB)	ERP (dBm)	ERP (mW)	Polarization (H/V)
Y	23060	704.0	-8.51	30.17	19.51	89.33	H
	23095	707.5	-8.17	30.17	19.85	96.61	
	23130	711.0	-8.38	30.18	19.65	92.26	
	23060	704.0	-17.52	31.96	12.29	16.94	V
	23095	707.5	-17.21	31.98	12.62	18.28	
	23130	711.0	-17.40	32.03	12.48	17.70	
Channel Bandwidth: 10 MHz / 16QAM							
Y	23060	704.0	-9.52	30.17	20.65	116.14	H
	23095	707.5	-9.18	30.17	20.99	125.60	
	23130	711.0	-9.39	30.18	20.79	119.95	
	23060	704.0	-18.53	31.96	13.43	22.03	V
	23095	707.5	-18.22	31.98	13.76	23.77	
	23130	711.0	-18.41	32.03	13.62	23.01	
Channel Bandwidth: 10 MHz / 64QAM							
Y	23060	704.0	-10.51	30.17	17.51	56.36	H
	23095	707.5	-10.17	30.17	17.85	60.95	
	23130	711.0	-10.38	30.18	17.65	58.21	
	23060	704.0	-19.52	31.96	10.29	10.69	V
	23095	707.5	-19.21	31.98	10.62	11.53	
	23130	711.0	-19.40	32.03	10.48	11.17	

Note: ERP (dBm) = Reading (dBm) + Correction Factor (dB) – 2.15

LTE Band 13							
Channel Bandwidth: 5 MHz / QPSK							
Plane	Channel	Frequency (MHz)	Reading (dBm)	Correction Factor (dB)	ERP (dBm)	ERP (mW)	Polarization (H/V)
Y	23205	779.5	-12.18	32.24	17.91	61.80	H
	23230	782.0	-12.01	32.17	18.01	63.24	
	23255	784.5	-12.14	32.11	17.82	60.53	
	23205	779.5	-20.00	32.43	10.28	10.67	V
	23230	782.0	-19.93	32.42	10.34	10.81	
	23255	784.5	-20.10	32.46	10.21	10.50	
Channel Bandwidth: 5 MHz / 16QAM							
Y	23205	779.5	-13.17	32.24	16.92	49.20	H
	23230	782.0	-13.00	32.17	17.02	50.35	
	23255	784.5	-13.13	32.11	16.83	48.19	
	23205	779.5	-20.99	32.43	9.29	8.49	V
	23230	782.0	-20.92	32.42	9.35	8.61	
	23255	784.5	-21.09	32.46	9.22	8.36	
Channel Bandwidth: 5 MHz / 64QAM							
Y	23205	779.5	-14.16	32.24	15.93	39.17	H
	23230	782.0	-13.99	32.17	16.03	40.09	
	23255	784.5	-14.12	32.11	15.84	38.37	
	23205	779.5	-21.98	32.43	8.30	6.76	V
	23230	782.0	-21.91	32.42	8.36	6.85	
	23255	784.5	-22.08	32.46	8.23	6.65	

Note: ERP (dBm) = Reading (dBm) + Correction Factor (dB) – 2.15

LTE Band 13							
Channel Bandwidth: 10 MHz / QPSK							
Plane	Channel	Frequency (MHz)	Reading (dBm)	Correction Factor (dB)	ERP (dBm)	ERP (mW)	Polarization (H/V)
Y	23230	782.0	-11.77	32.17	18.25	66.83	H
	23230	782.0	-19.62	32.42	10.65	11.61	V
Channel Bandwidth: 10 MHz / 16QAM							
Y	23230	782.0	-12.78	32.17	17.24	52.97	H
	23230	782.0	-20.63	32.42	9.64	9.20	V
Channel Bandwidth: 10 MHz / 64QAM							
Y	23230	782.0	-13.81	32.17	16.21	41.78	H
	23230	782.0	-21.66	32.42	8.61	7.26	V

Note: ERP (dBm) = Reading (dBm) + Correction Factor (dB) – 2.15

LTE Band 17							
Channel Bandwidth: 5 MHz / QPSK							
Plane	Channel	Frequency (MHz)	Reading (dBm)	Correction Factor (dB)	ERP (dBm)	ERP (mW)	Polarization (H/V)
Y	23755	706.5	-8.65	30.36	19.56	90.36	H
	23790	710.0	-8.42	30.17	19.60	91.20	
	23825	713.5	-8.55	30.17	19.47	88.51	
	23755	706.5	-18.22	32.03	11.66	14.66	V
	23790	710.0	-18.10	31.98	11.73	14.89	
	23825	713.5	-18.34	32.06	11.57	14.35	
Channel Bandwidth: 5 MHz / 16QAM							
Y	23755	706.5	-9.64	30.36	18.57	71.94	H
	23790	710.0	-9.41	30.17	18.61	72.61	
	23825	713.5	-9.54	30.17	18.48	70.47	
	23755	706.5	-19.21	32.03	10.67	11.67	V
	23790	710.0	-19.09	31.98	10.74	11.86	
	23825	713.5	-19.33	32.06	10.58	11.43	
Channel Bandwidth: 5 MHz / 64QAM							
Y	23755	706.5	-10.63	30.36	17.58	57.28	H
	23790	710.0	-10.40	30.17	17.62	57.81	
	23825	713.5	-10.53	30.17	17.49	56.10	
	23755	706.5	-20.20	32.03	9.68	9.29	V
	23790	710.0	-20.08	31.98	9.75	9.44	
	23825	713.5	-20.32	32.06	9.59	9.10	

Note: ERP (dBm) = Reading (dBm) + Correction Factor (dB) – 2.15

LTE Band 17							
Channel Bandwidth: 10 MHz / QPSK							
Plane	Channel	Frequency (MHz)	Reading (dBm)	Correction Factor (dB)	ERP (dBm)	ERP (mW)	Polarization (H/V)
Y	23780	709.0	-8.21	30.17	19.81	95.72	H
	23790	710.0	-8.17	30.17	19.85	96.61	
	23800	711.0	-8.31	30.18	19.72	93.76	
	23780	709.0	-17.90	31.96	11.91	15.52	V
	23790	710.0	-17.85	31.98	11.98	15.78	
	23800	711.0	-18.06	32.03	11.82	15.21	
Channel Bandwidth: 10 MHz / 16QAM							
Y	23780	709.0	-9.23	30.17	18.79	75.68	H
	23790	710.0	-9.19	30.17	18.83	76.38	
	23800	711.0	-9.33	30.18	18.70	74.13	
	23780	709.0	-18.92	31.96	10.89	12.27	V
	23790	710.0	-18.87	31.98	10.96	12.47	
	23800	711.0	-19.08	32.03	10.80	12.02	
Channel Bandwidth: 10 MHz / 64QAM							
Y	23780	709.0	-10.25	30.17	17.77	59.84	H
	23790	710.0	-10.21	30.17	17.81	60.39	
	23800	711.0	-10.35	30.18	17.68	58.61	
	23780	709.0	-19.94	31.96	9.87	9.71	V
	23790	710.0	-19.89	31.98	9.94	9.86	
	23800	711.0	-20.10	32.03	9.78	9.51	

Note: ERP (dBm) = Reading (dBm) + Correction Factor (dB) – 2.15

LTE Band 71							
Channel Bandwidth: 5 MHz / QPSK							
Plane	Channel	Frequency (MHz)	Reading (dBm)	Correction Factor (dB)	ERP (dBm)	ERP (mW)	Polarization (H/V)
Y	133147	665.5	-10.67	30.36	17.54	56.75	H
	133297	680.5	-10.43	30.17	17.59	57.41	
	133447	695.5	-10.56	30.17	17.46	55.72	
	133147	665.5	-19.32	32.03	10.56	11.38	V
	133297	680.5	-19.06	31.98	10.77	11.94	
	133447	695.5	-19.51	32.06	10.40	10.96	
Channel Bandwidth: 5 MHz / 16QAM							
Y	133147	665.5	-11.74	30.36	16.47	44.36	H
	133297	680.5	-11.50	30.17	16.52	44.87	
	133447	695.5	-11.63	30.17	16.39	43.55	
	133147	665.5	-20.39	32.03	9.49	8.89	V
	133297	680.5	-20.13	31.98	9.70	9.33	
	133447	695.5	-20.58	32.06	9.33	8.57	
Channel Bandwidth: 5 MHz / 64QAM							
Y	133147	665.5	-12.65	30.36	15.56	35.97	H
	133297	680.5	-12.41	30.17	15.61	36.39	
	133447	695.5	-12.54	30.17	15.48	35.32	
	133147	665.5	-21.30	32.03	8.58	7.21	V
	133297	680.5	-21.04	31.98	8.79	7.57	
	133447	695.5	-21.49	32.06	8.42	6.95	

Note: ERP (dBm) = Reading (dBm) + Correction Factor (dB) – 2.15

LTE Band 71							
Channel Bandwidth: 10 MHz / QPSK							
Plane	Channel	Frequency (MHz)	Reading (dBm)	Correction Factor (dB)	ERP (dBm)	ERP (mW)	Polarization (H/V)
Y	133172	668.0	-10.24	30.17	17.78	59.98	H
	133297	680.5	-10.19	30.17	17.83	60.67	
	133422	693.0	-10.33	30.18	17.70	58.88	
	133172	668.0	-19.01	31.96	10.80	12.02	V
	133297	680.5	-18.82	31.98	11.01	12.62	
	133422	693.0	-19.24	32.03	10.64	11.59	
Channel Bandwidth: 10 MHz / 16QAM							
Y	133172	668.0	-11.26	30.17	16.76	47.42	H
	133297	680.5	-11.21	30.17	16.81	47.97	
	133422	693.0	-11.35	30.18	16.68	46.56	
	133172	668.0	-20.03	31.96	9.78	9.51	V
	133297	680.5	-19.84	31.98	9.99	9.98	
	133422	693.0	-20.26	32.03	9.62	9.16	
Channel Bandwidth: 10 MHz / 64QAM							
Y	133172	668.0	-12.23	30.17	15.79	37.93	H
	133297	680.5	-12.18	30.17	15.84	38.37	
	133422	693.0	-12.32	30.18	15.71	37.24	
	133172	668.0	-21.00	31.96	8.81	7.60	V
	133297	680.5	-20.81	31.98	9.02	7.98	
	133422	693.0	-21.23	32.03	8.65	7.33	

Note: ERP (dBm) = Reading (dBm) + Correction Factor (dB) – 2.15

LTE Band 71							
Channel Bandwidth: 15 MHz / QPSK							
Plane	Channel	Frequency (MHz)	Reading (dBm)	Correction Factor (dB)	ERP (dBm)	ERP (mW)	Polarization (H/V)
Y	133197	670.5	-9.98	30.17	18.04	63.68	H
	133297	680.5	-9.93	30.17	18.09	64.42	
	132647	690.5	-10.07	30.18	17.96	62.52	
	133197	670.5	-18.75	31.96	11.06	12.76	V
	133297	680.5	-18.56	31.98	11.27	13.40	
	132647	690.5	-18.98	32.03	10.90	12.30	
Channel Bandwidth: 15 MHz / 16QAM							
Y	133197	670.5	-11.00	30.17	17.02	50.35	H
	133297	680.5	-10.95	30.17	17.07	50.93	
	132647	690.5	-11.09	30.18	16.94	49.43	
	133197	670.5	-19.77	31.96	10.04	10.09	V
	133297	680.5	-19.58	31.98	10.25	10.59	
	132647	690.5	-20.00	32.03	9.88	9.73	
Channel Bandwidth: 15 MHz / 64QAM							
Y	133197	670.5	-11.98	30.17	16.04	40.18	H
	133297	680.5	-11.93	30.17	16.09	40.64	
	132647	690.5	-12.07	30.18	15.96	39.45	
	133197	670.5	-20.75	31.96	9.06	8.05	V
	133297	680.5	-20.56	31.98	9.27	8.45	
	132647	690.5	-20.98	32.03	8.90	7.76	

Note: ERP (dBm) = Reading (dBm) + Correction Factor (dB) – 2.15

LTE Band 71							
Channel Bandwidth: 20 MHz / QPSK							
Plane	Channel	Frequency (MHz)	Reading (dBm)	Correction Factor (dB)	ERP (dBm)	ERP (mW)	Polarization (H/V)
Y	133222	673.0	-9.73	30.17	18.29	67.45	H
	133297	680.5	-9.68	30.17	18.34	68.23	
	133372	688.0	-9.82	30.18	18.21	66.22	
	133222	673.0	-18.50	31.96	11.31	13.52	V
	133297	680.5	-18.31	31.98	11.52	14.19	
	133372	688.0	-18.73	32.03	11.15	13.03	
Channel Bandwidth: 20 MHz / 16QAM							
Y	133222	673.0	-10.75	30.17	17.27	53.33	H
	133297	680.5	-10.70	30.17	17.32	53.95	
	133372	688.0	-10.84	30.18	17.19	52.36	
	133222	673.0	-19.52	31.96	10.29	10.69	V
	133297	680.5	-19.33	31.98	10.50	11.22	
	133372	688.0	-19.75	32.03	10.13	10.30	
Channel Bandwidth: 20 MHz / 64QAM							
Y	133222	673.0	-11.72	30.17	16.30	42.66	H
	133297	680.5	-11.67	30.17	16.35	43.15	
	133372	688.0	-11.81	30.18	16.22	41.88	
	133222	673.0	-20.49	31.96	9.32	8.55	V
	133297	680.5	-20.30	31.98	9.53	8.97	
	133372	688.0	-20.72	32.03	9.16	8.24	

Note: ERP (dBm) = Reading (dBm) + Correction Factor (dB) – 2.15

EIRP Power (dBm)

WCDMA							
Plane	Channel	Frequency (MHz)	Reading (dBm)	Correction Factor (dB)	EIRP (dBm)	EIRP (mW)	Polarization (H/V)
X	1312	1712.4	-14.04	36.29	22.25	167.88	H
	1413	1732.6	-14.29	36.69	22.40	173.78	
	1513	1752.6	-14.67	36.98	22.31	170.22	
	1312	1712.4	-18.90	37.11	18.21	66.22	V
	1413	1732.6	-19.04	37.60	18.56	71.78	
	1513	1752.6	-19.26	37.65	18.39	69.02	

Note: EIRP (dBm) = Reading (dBm) + Correction Factor (dB)

LTE Band 4							
Channel Bandwidth: 1.4 MHz / QPSK							
Plane	Channel	Frequency (MHz)	Reading (dBm)	Correction Factor (dB)	EIRP (dBm)	EIRP (mW)	Polarization (H/V)
Y	19957	1710.7	-16.62	36.45	19.83	96.16	H
	20175	1732.5	-16.90	36.80	19.90	97.72	
	20393	1754.3	-17.01	36.94	19.93	98.40	
	19957	1710.7	-23.28	37.28	14.00	25.12	V
	20175	1732.5	-23.40	37.63	14.23	26.49	
	20393	1754.3	-23.18	37.64	14.46	27.93	
Channel Bandwidth: 1.4 MHz / 16QAM							
Y	19957	1710.7	-17.52	36.45	18.93	78.16	H
	20175	1732.5	-17.80	36.80	19.00	79.43	
	20393	1754.3	-17.91	36.94	19.03	79.98	
	19957	1710.7	-24.18	37.28	13.10	20.42	V
	20175	1732.5	-24.30	37.63	13.33	21.53	
	20393	1754.3	-24.08	37.64	13.56	22.70	
Channel Bandwidth: 1.4 MHz / 64QAM							
Y	19957	1710.7	-18.68	36.45	17.77	59.84	H
	20175	1732.5	-18.96	36.80	17.84	60.81	
	20393	1754.3	-19.07	36.94	17.87	61.24	
	19957	1710.7	-25.34	37.28	11.94	15.63	V
	20175	1732.5	-25.46	37.63	12.17	16.48	
	20393	1754.3	-25.24	37.64	12.40	17.38	

Note: EIRP (dBm) = Reading (dBm) + Correction Factor (dB)

LTE Band 4							
Channel Bandwidth: 3 MHz / QPSK							
Plane	Channel	Frequency (MHz)	Reading (dBm)	Correction Factor (dB)	EIRP (dBm)	EIRP (mW)	Polarization (H/V)
Y	19965	1711.5	-16.33	36.45	20.12	102.80	H
	20175	1732.5	-16.61	36.80	20.19	104.47	
	20385	1753.5	-16.72	36.94	20.22	105.20	
	19965	1711.5	-22.99	37.28	14.29	26.85	V
	20175	1732.5	-23.11	37.63	14.52	28.31	
	20385	1753.5	-22.89	37.64	14.75	29.85	
Channel Bandwidth: 3 MHz / 16QAM							
Y	19965	1711.5	-17.23	36.45	19.22	83.56	H
	20175	1732.5	-17.51	36.80	19.29	84.92	
	20385	1753.5	-17.62	36.94	19.32	85.51	
	19965	1711.5	-23.89	37.28	13.39	21.83	V
	20175	1732.5	-24.01	37.63	13.62	23.01	
	20385	1753.5	-23.79	37.64	13.85	24.27	
Channel Bandwidth: 3 MHz / 64QAM							
Y	19965	1711.5	-18.42	36.45	18.03	63.53	H
	20175	1732.5	-18.70	36.80	18.10	64.57	
	20385	1753.5	-18.81	36.94	18.13	65.01	
	19965	1711.5	-25.08	37.28	12.20	16.60	V
	20175	1732.5	-25.20	37.63	12.43	17.50	
	20385	1753.5	-24.98	37.64	12.66	18.45	

Note: EIRP (dBm) = Reading (dBm) + Correction Factor (dB)

LTE Band 4							
Channel Bandwidth: 5 MHz / QPSK							
Plane	Channel	Frequency (MHz)	Reading (dBm)	Correction Factor (dB)	EIRP (dBm)	EIRP (mW)	Polarization (H/V)
Y	19975	1712.5	-16.06	36.45	20.39	109.40	H
	20175	1732.5	-16.34	36.80	20.46	111.17	
	20375	1752.5	-16.45	36.94	20.49	111.94	
	19975	1712.5	-22.72	37.28	14.56	28.58	V
	20175	1732.5	-22.84	37.63	14.79	30.13	
	20375	1752.5	-22.62	37.64	15.02	31.77	
Channel Bandwidth: 5 MHz / 16QAM							
Y	19975	1712.5	-16.98	36.45	19.47	88.51	H
	20175	1732.5	-17.26	36.80	19.54	89.95	
	20375	1752.5	-17.37	36.94	19.57	90.57	
	19975	1712.5	-23.64	37.28	13.64	23.12	V
	20175	1732.5	-23.76	37.63	13.87	24.38	
	20375	1752.5	-23.54	37.64	14.10	25.70	
Channel Bandwidth: 5 MHz / 64QAM							
Y	19975	1712.5	-18.10	36.45	18.35	68.39	H
	20175	1732.5	-18.38	36.80	18.42	69.50	
	20375	1752.5	-18.49	36.94	18.45	69.98	
	19975	1712.5	-24.76	37.28	12.52	17.86	V
	20175	1732.5	-24.88	37.63	12.75	18.84	
	20375	1752.5	-24.66	37.64	12.98	19.86	

Note: EIRP (dBm) = Reading (dBm) + Correction Factor (dB)

LTE Band 4							
Channel Bandwidth: 10 MHz / QPSK							
Plane	Channel	Frequency (MHz)	Reading (dBm)	Correction Factor (dB)	EIRP (dBm)	EIRP (mW)	Polarization (H/V)
Y	20000	1715.0	-15.94	36.64	20.70	117.49	H
	20175	1732.5	-16.03	36.80	20.77	119.40	
	20350	1750.0	-16.00	36.80	20.80	120.23	
	20000	1715.0	-22.57	37.44	14.87	30.69	V
	20175	1732.5	-22.53	37.63	15.10	32.36	
	20350	1750.0	-22.31	37.64	15.33	34.12	
Channel Bandwidth: 10 MHz / 16QAM							
Y	20000	1715.0	-16.91	36.64	19.73	93.97	H
	20175	1732.5	-17.00	36.80	19.80	95.50	
	20350	1750.0	-16.97	36.80	19.83	96.16	
	20000	1715.0	-23.54	37.44	13.90	24.55	V
	20175	1732.5	-23.50	37.63	14.13	25.88	
	20350	1750.0	-23.28	37.64	14.36	27.29	
Channel Bandwidth: 10 MHz / 64QAM							
Y	20000	1715.0	-18.06	36.64	18.58	72.11	H
	20175	1732.5	-18.15	36.80	18.65	73.28	
	20350	1750.0	-18.12	36.80	18.68	73.79	
	20000	1715.0	-24.69	37.44	12.75	18.84	V
	20175	1732.5	-24.65	37.63	12.98	19.86	
	20350	1750.0	-24.43	37.64	13.21	20.94	

Note: EIRP (dBm) = Reading (dBm) + Correction Factor (dB)

LTE Band 4							
Channel Bandwidth: 15 MHz / QPSK							
Plane	Channel	Frequency (MHz)	Reading (dBm)	Correction Factor (dB)	EIRP (dBm)	EIRP (mW)	Polarization (H/V)
Y	20025	1717.5	-15.49	36.45	20.96	124.74	H
	20175	1732.5	-15.77	36.80	21.03	126.77	
	20325	1747.5	-15.88	36.94	21.06	127.64	
	20025	1717.5	-22.15	37.28	15.13	32.58	V
	20175	1732.5	-22.27	37.63	15.36	34.36	
	20325	1747.5	-22.05	37.64	15.59	36.22	
Channel Bandwidth: 15 MHz / 16QAM							
Y	20025	1717.5	-16.48	36.45	19.97	99.31	H
	20175	1732.5	-16.76	36.80	20.04	100.93	
	20325	1747.5	-16.87	36.94	20.07	101.62	
	20025	1717.5	-23.14	37.28	14.14	25.94	V
	20175	1732.5	-23.26	37.63	14.37	27.35	
	20325	1747.5	-23.04	37.64	14.60	28.84	
Channel Bandwidth: 15 MHz / 64QAM							
Y	20025	1717.5	-17.55	36.45	18.90	77.62	H
	20175	1732.5	-17.83	36.80	18.97	78.89	
	20325	1747.5	-17.94	36.94	19.00	79.43	
	20025	1717.5	-24.21	37.28	13.07	20.28	V
	20175	1732.5	-24.33	37.63	13.30	21.38	
	20325	1747.5	-24.11	37.64	13.53	22.54	

Note: EIRP (dBm) = Reading (dBm) + Correction Factor (dB)

LTE Band 4							
Channel Bandwidth: 20 MHz / QPSK							
Plane	Channel	Frequency (MHz)	Reading (dBm)	Correction Factor (dB)	EIRP (dBm)	EIRP (mW)	Polarization (H/V)
Y	20050	1720.0	-15.23	36.45	21.22	132.43	H
	20175	1732.5	-15.51	36.80	21.29	134.59	
	20300	1745.0	-15.62	36.94	21.32	135.52	
	20050	1720.0	-21.89	37.28	15.39	34.59	V
	20175	1732.5	-22.01	37.63	15.62	36.48	
	20300	1745.0	-21.79	37.64	15.85	38.46	
Channel Bandwidth: 20 MHz / 16QAM							
Y	20050	1720.0	-16.25	36.45	20.20	104.71	H
	20175	1732.5	-16.53	36.80	20.27	106.41	
	20300	1745.0	-16.64	36.94	20.30	107.15	
	20050	1720.0	-22.91	37.28	14.37	27.35	V
	20175	1732.5	-23.03	37.63	14.60	28.84	
	20300	1745.0	-22.81	37.64	14.83	30.41	
Channel Bandwidth: 20 MHz / 64QAM							
Y	20050	1720.0	-17.24	36.45	19.21	83.37	H
	20175	1732.5	-17.52	36.80	19.28	84.72	
	20300	1745.0	-17.63	36.94	19.31	85.31	
	20050	1720.0	-23.90	37.28	13.38	21.78	V
	20175	1732.5	-24.02	37.63	13.61	22.96	
	20300	1745.0	-23.80	37.64	13.84	24.21	

Note: EIRP (dBm) = Reading (dBm) + Correction Factor (dB)

LTE Band 66							
Channel Bandwidth: 1.4 MHz / QPSK							
Plane	Channel	Frequency (MHz)	Reading (dBm)	Correction Factor (dB)	EIRP (dBm)	EIRP (mW)	Polarization (H/V)
X	131979	1710.7	-16.17	36.45	20.28	106.66	H
	132322	1745.0	-16.30	36.80	20.50	112.20	
	132665	1779.3	-16.55	36.94	20.39	109.40	
	131979	1710.7	-23.14	37.28	14.14	25.94	V
	132322	1745.0	-23.13	37.63	14.50	28.18	
	132665	1779.3	-23.37	37.64	14.27	26.73	
Channel Bandwidth: 1.4 MHz / 16QAM							
X	131979	1710.7	-17.20	36.45	19.25	84.14	H
	132322	1745.0	-17.33	36.80	19.47	88.51	
	132665	1779.3	-17.58	36.94	19.36	86.30	
	131979	1710.7	-24.17	37.28	13.11	20.46	V
	132322	1745.0	-24.16	37.63	13.47	22.23	
	132665	1779.3	-24.40	37.64	13.24	21.09	
Channel Bandwidth: 1.4 MHz / 64QAM							
X	131979	1710.7	-18.16	36.45	18.29	67.45	H
	132322	1745.0	-18.29	36.80	18.51	70.96	
	132665	1779.3	-18.54	36.94	18.40	69.18	
	131979	1710.7	-25.13	37.28	12.15	16.41	V
	132322	1745.0	-25.12	37.63	12.51	17.82	
	132665	1779.3	-25.36	37.64	12.28	16.90	

Note: EIRP (dBm) = Reading (dBm) + Correction Factor (dB)

LTE Band 66							
Channel Bandwidth: 3 MHz / QPSK							
Plane	Channel	Frequency (MHz)	Reading (dBm)	Correction Factor (dB)	EIRP (dBm)	EIRP (mW)	Polarization (H/V)
X	131987	1711.5	-15.89	36.45	20.56	113.76	H
	132322	1745.0	-16.02	36.80	20.78	119.67	
	132657	1778.5	-16.27	36.94	20.67	116.68	
	131987	1711.5	-22.86	37.28	14.42	27.67	V
	132322	1745.0	-22.85	37.63	14.78	30.06	
	132657	1778.5	-23.09	37.64	14.55	28.51	
Channel Bandwidth: 3 MHz / 16QAM							
X	131987	1711.5	-16.95	36.45	19.50	89.13	H
	132322	1745.0	-17.08	36.80	19.72	93.76	
	132657	1778.5	-17.33	36.94	19.61	91.41	
	131987	1711.5	-23.92	37.28	13.36	21.68	V
	132322	1745.0	-23.91	37.63	13.72	23.55	
	132657	1778.5	-24.15	37.64	13.49	22.34	
Channel Bandwidth: 3 MHz / 64QAM							
X	131987	1711.5	-17.90	36.45	18.55	71.61	H
	132322	1745.0	-18.03	36.80	18.77	75.34	
	132657	1778.5	-18.28	36.94	18.66	73.45	
	131987	1711.5	-24.87	37.28	12.41	17.42	V
	132322	1745.0	-24.86	37.63	12.77	18.92	
	132657	1778.5	-25.10	37.64	12.54	17.95	

Note: EIRP (dBm) = Reading (dBm) + Correction Factor (dB)

LTE Band 66							
Channel Bandwidth: 5 MHz / QPSK							
Plane	Channel	Frequency (MHz)	Reading (dBm)	Correction Factor (dB)	EIRP (dBm)	EIRP (mW)	Polarization (H/V)
X	131997	1712.5	-15.60	36.45	20.85	121.62	H
	132322	1745.0	-15.73	36.80	21.07	127.94	
	132647	1777.5	-15.98	36.94	20.96	124.74	
	131997	1712.5	-22.57	37.28	14.71	29.58	V
	132322	1745.0	-22.56	37.63	15.07	32.14	
	132647	1777.5	-22.80	37.64	14.84	30.48	
Channel Bandwidth: 5 MHz / 16QAM							
X	131997	1712.5	-16.67	36.45	19.78	95.06	H
	132322	1745.0	-16.80	36.80	20.00	100.00	
	132647	1777.5	-17.05	36.94	19.89	97.50	
	131997	1712.5	-23.64	37.28	13.64	23.12	V
	132322	1745.0	-23.63	37.63	14.00	25.12	
	132647	1777.5	-23.87	37.64	13.77	23.82	
Channel Bandwidth: 5 MHz / 64QAM							
X	131997	1712.5	-17.59	36.45	18.86	76.91	H
	132322	1745.0	-17.72	36.80	19.08	80.91	
	132647	1777.5	-17.97	36.94	18.97	78.89	
	131997	1712.5	-24.56	37.28	12.72	18.71	V
	132322	1745.0	-24.55	37.63	13.08	20.32	
	132647	1777.5	-24.79	37.64	12.85	19.28	

Note: EIRP (dBm) = Reading (dBm) + Correction Factor (dB)

LTE Band 66							
Channel Bandwidth: 10 MHz / QPSK							
Plane	Channel	Frequency (MHz)	Reading (dBm)	Correction Factor (dB)	EIRP (dBm)	EIRP (mW)	Polarization (H/V)
X	132022	1715.0	-15.53	36.64	21.11	129.12	H
	132322	1745.0	-15.47	36.80	21.33	135.83	
	132622	1775.0	-15.58	36.80	21.22	132.43	
	132022	1715.0	-22.47	37.44	14.97	31.41	V
	132322	1745.0	-22.30	37.63	15.33	34.12	
	132622	1775.0	-22.54	37.64	15.10	32.36	
Channel Bandwidth: 10 MHz / 16QAM							
X	132022	1715.0	-16.55	36.64	20.09	102.09	H
	132322	1745.0	-16.49	36.80	20.31	107.40	
	132622	1775.0	-16.60	36.80	20.20	104.71	
	132022	1715.0	-23.49	37.44	13.95	24.83	V
	132322	1745.0	-23.32	37.63	14.31	26.98	
	132622	1775.0	-23.56	37.64	14.08	25.59	
Channel Bandwidth: 10 MHz / 64QAM							
X	132022	1715.0	-17.51	36.64	19.13	81.85	H
	132322	1745.0	-17.45	36.80	19.35	86.10	
	132622	1775.0	-17.56	36.80	19.24	83.95	
	132022	1715.0	-24.45	37.44	12.99	19.91	V
	132322	1745.0	-24.28	37.63	13.35	21.63	
	132622	1775.0	-24.52	37.64	13.12	20.51	

Note: EIRP (dBm) = Reading (dBm) + Correction Factor (dB)

LTE Band 66							
Channel Bandwidth: 15 MHz / QPSK							
Plane	Channel	Frequency (MHz)	Reading (dBm)	Correction Factor (dB)	EIRP (dBm)	EIRP (mW)	Polarization (H/V)
X	132047	1717.5	-15.07	36.45	21.38	137.40	H
	132322	1745.0	-15.20	36.80	21.60	144.54	
	132597	1772.5	-15.45	36.94	21.49	140.93	
	132047	1717.5	-22.04	37.28	15.24	33.42	V
	132322	1745.0	-22.03	37.63	15.60	36.31	
	132597	1772.5	-22.27	37.64	15.37	34.43	
Channel Bandwidth: 15 MHz / 16QAM							
X	132047	1717.5	-16.08	36.45	20.37	108.89	H
	132322	1745.0	-16.21	36.80	20.59	114.55	
	132597	1772.5	-16.46	36.94	20.48	111.69	
	132047	1717.5	-23.05	37.28	14.23	26.49	V
	132322	1745.0	-23.04	37.63	14.59	28.77	
	132597	1772.5	-23.28	37.64	14.36	27.29	
Channel Bandwidth: 15 MHz / 64QAM							
X	132047	1717.5	-17.06	36.45	19.39	86.90	H
	132322	1745.0	-17.19	36.80	19.61	91.41	
	132597	1772.5	-17.44	36.94	19.50	89.13	
	132047	1717.5	-24.03	37.28	13.25	21.13	V
	132322	1745.0	-24.02	37.63	13.61	22.96	
	132597	1772.5	-24.26	37.64	13.38	21.78	

Note: EIRP (dBm) = Reading (dBm) + Correction Factor (dB)

LTE Band 66							
Channel Bandwidth: 20 MHz / QPSK							
Plane	Channel	Frequency (MHz)	Reading (dBm)	Correction Factor (dB)	EIRP (dBm)	EIRP (mW)	Polarization (H/V)
X	132072	1720.0	-14.82	36.45	21.63	145.55	H
	132322	1745.0	-14.95	36.80	21.85	153.11	
	132572	1770.0	-15.20	36.94	21.74	149.28	
	132072	1720.0	-21.79	37.28	15.49	35.40	V
	132322	1745.0	-21.78	37.63	15.85	38.46	
	132572	1770.0	-22.02	37.64	15.62	36.48	
Channel Bandwidth: 20 MHz / 16QAM							
X	132072	1720.0	-15.83	36.45	20.62	115.35	H
	132322	1745.0	-15.96	36.80	20.84	121.34	
	132572	1770.0	-16.21	36.94	20.73	118.30	
	132072	1720.0	-22.80	37.28	14.48	28.05	V
	132322	1745.0	-22.79	37.63	14.84	30.48	
	132572	1770.0	-23.03	37.64	14.61	28.91	
Channel Bandwidth: 20 MHz / 64QAM							
X	132072	1720.0	-16.82	36.45	19.63	91.83	H
	132322	1745.0	-16.95	36.80	19.85	96.61	
	132572	1770.0	-17.20	36.94	19.74	94.19	
	132072	1720.0	-23.79	37.28	13.49	22.34	V
	132322	1745.0	-23.78	37.63	13.85	24.27	
	132572	1770.0	-24.02	37.64	13.62	23.01	


Note: EIRP (dBm) = Reading (dBm) + Correction Factor (dB)

4.2 Modulation Characteristics Measurement

4.2.1 Limits of Modulation Characteristics

N/A

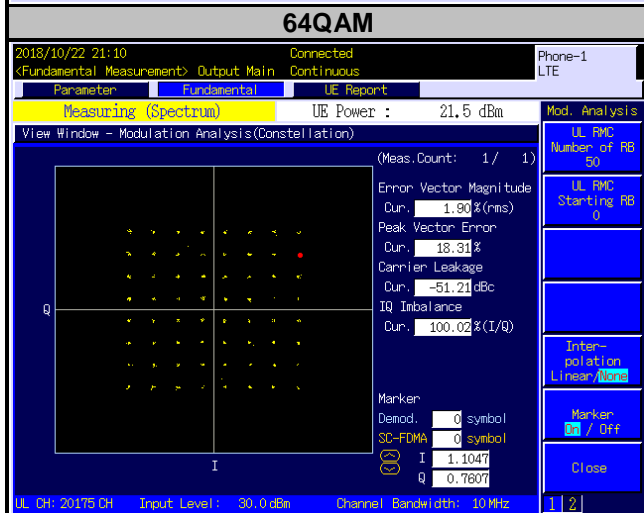
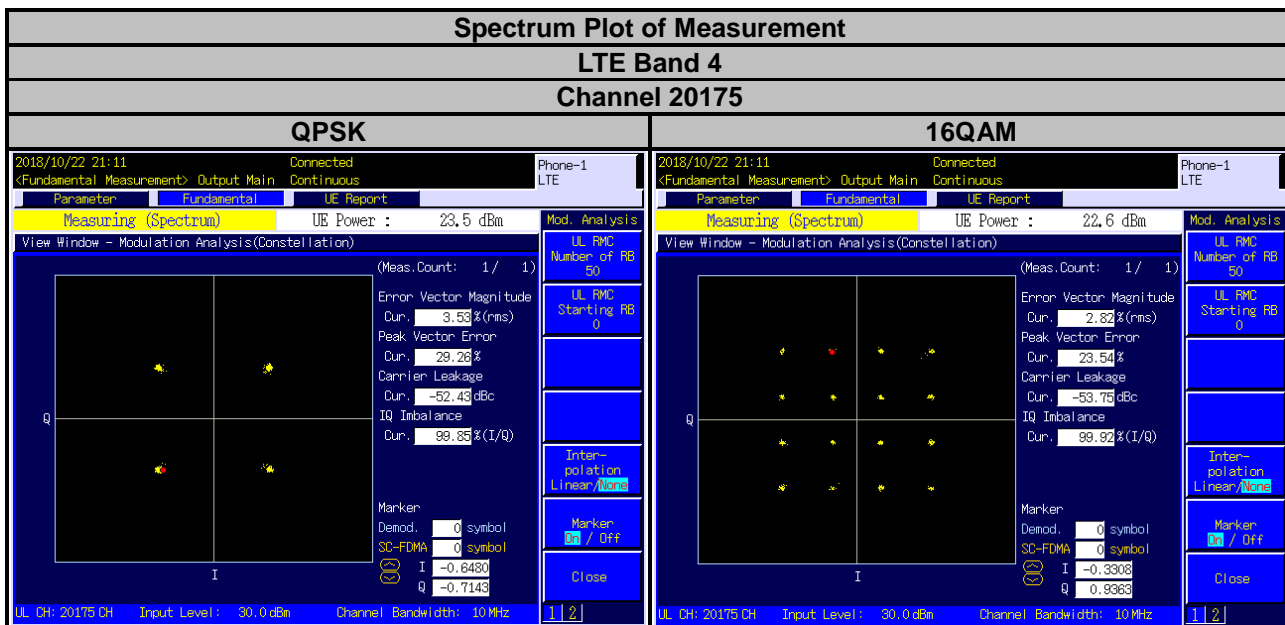
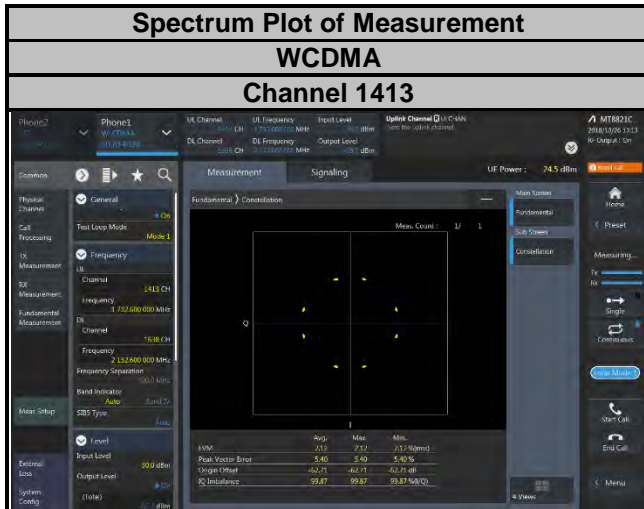
4.2.2 Test Setup



4.2.3 Test Procedure

Connect the EUT to Communication Simulator via the antenna connector. The frequency band is set as EUT supported Modulation and Channels, the EUT output is matched with 50 ohm load, the waveform quality and constellation of the EUT was tested.

4.2.4 Test Results



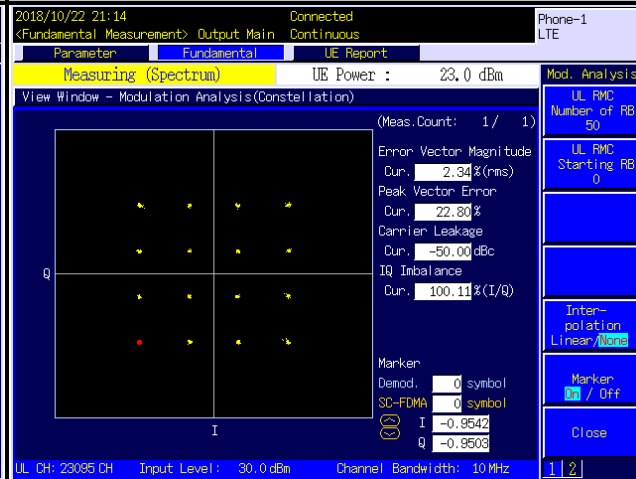
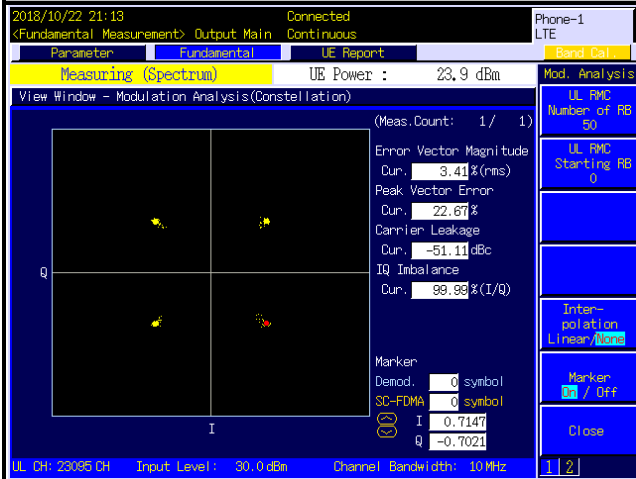
Spectrum Plot of Measurement

LTE Band 12

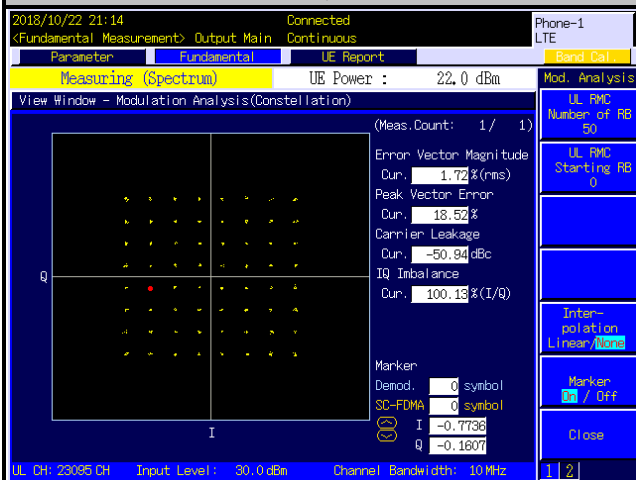
Channel 23095

QPSK

16QAM



64QAM



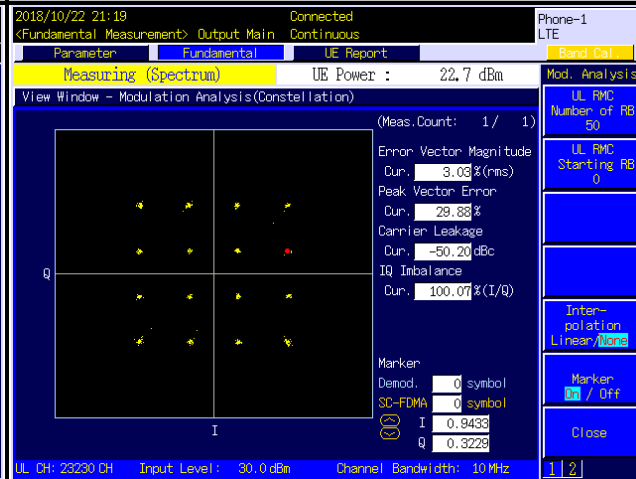
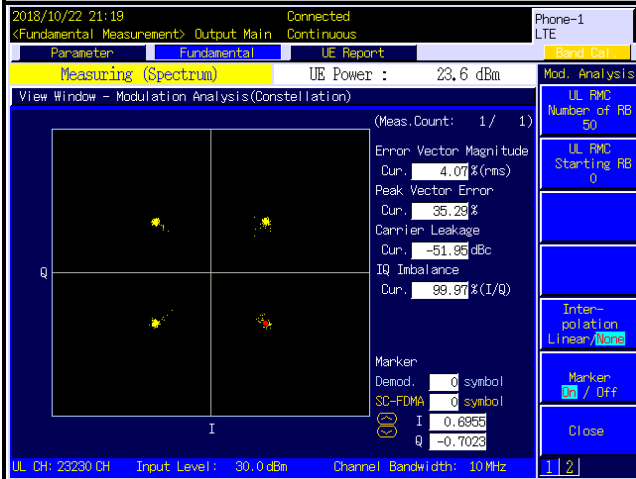
Spectrum Plot of Measurement

LTE Band 13

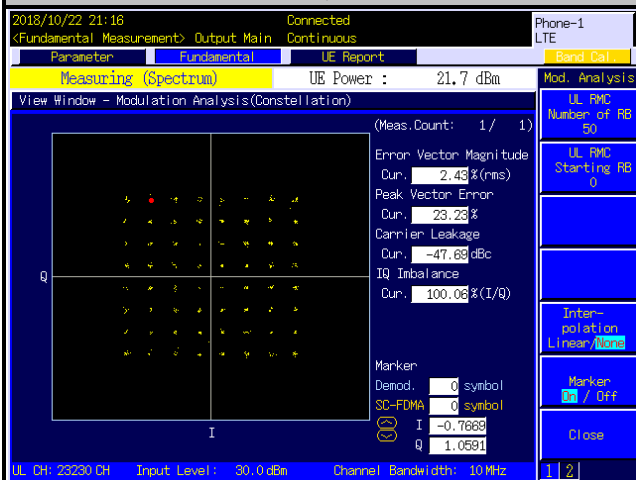
Channel 23230

QPSK

16QAM



64QAM



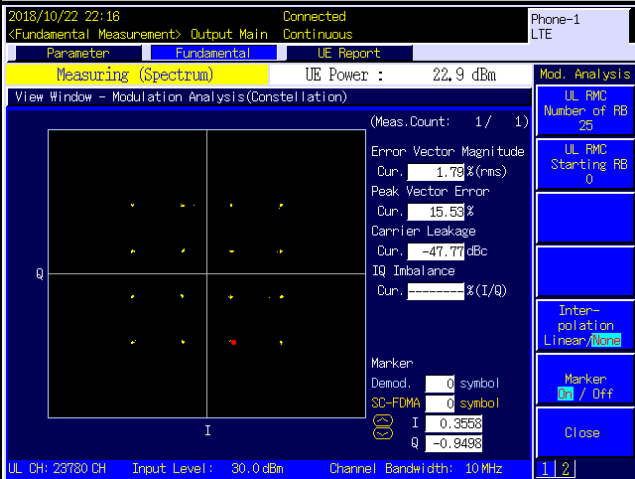
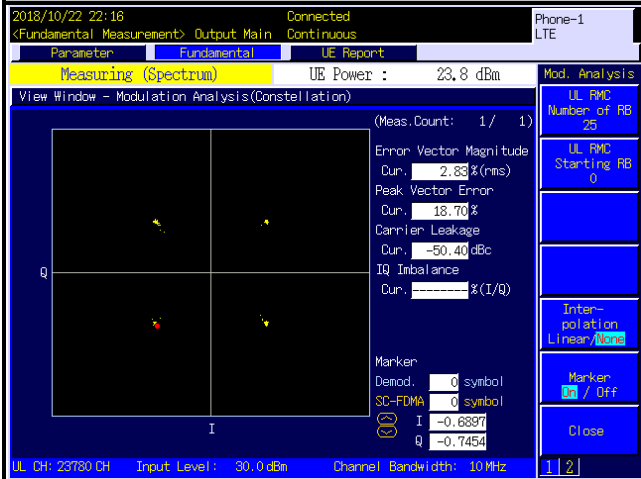
Spectrum Plot of Measurement

LTE Band 17

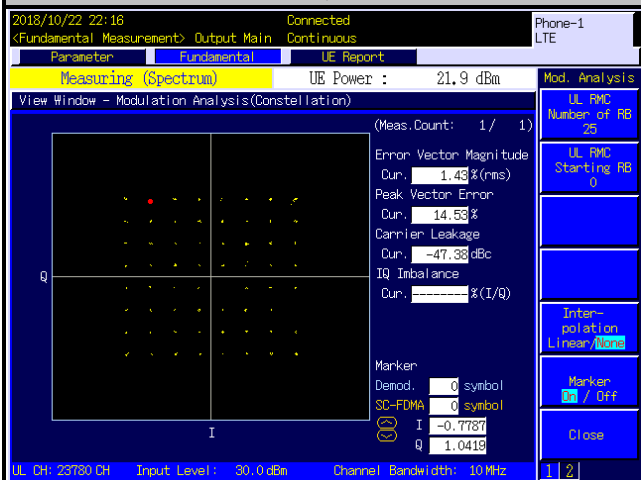
Channel 23780

QPSK

16QAM



64QAM

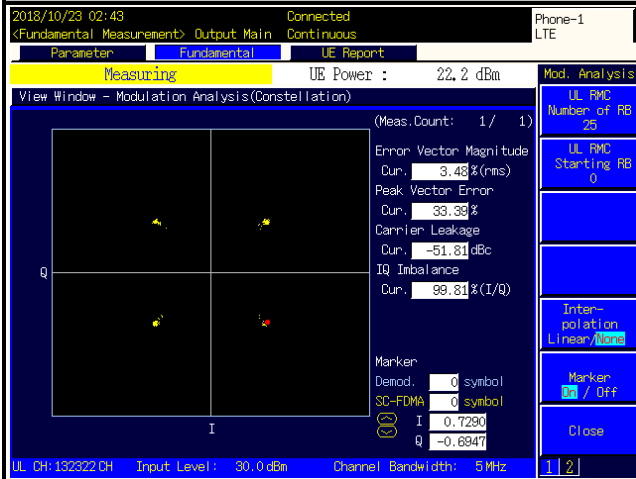


Spectrum Plot of Measurement

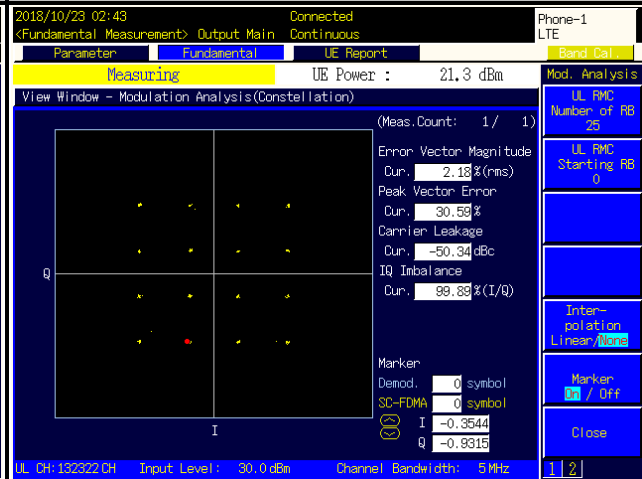
LTE Band 66

Channel 132322

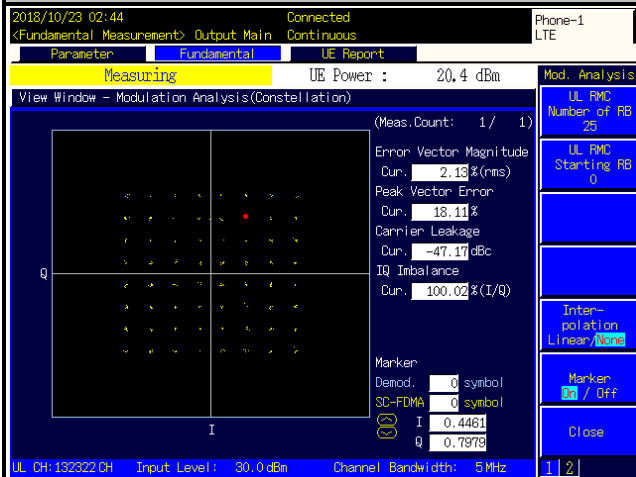
QPSK



16QAM

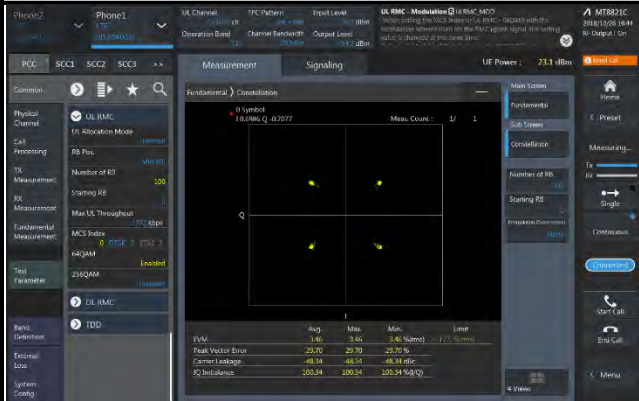


64QAM

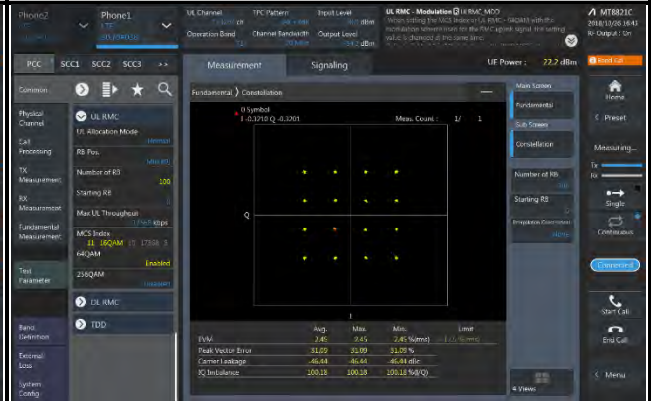


Spectrum Plot of Measurement LTE Band 71 Channel 133297

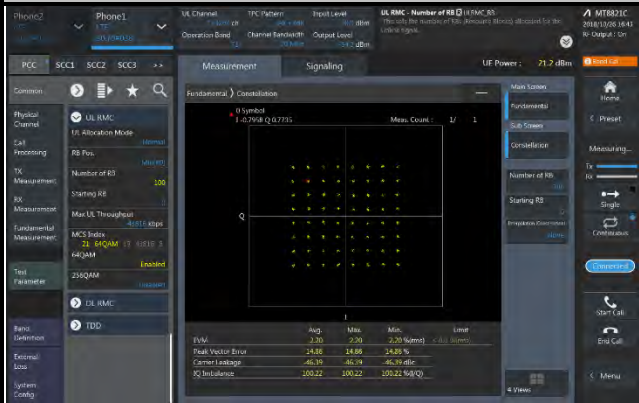
QPSK



16QAM



64QAM



4.3 Frequency Stability Measurement

4.3.1 Limits of Frequency Stability Measurement

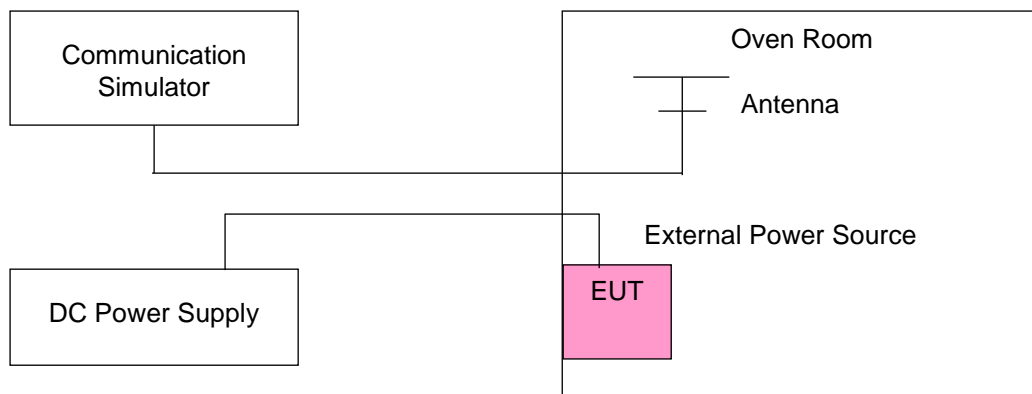
The frequency stability shall be sufficient to ensure that the fundamental emissions stay within the authorized bands of operation.

4.3.2 Test Procedure

- Device is placed at the oven room. The oven room could control the temperatures and humidity. Power warm up is at least 15 min and power applied should perform before recording frequency error.
- EUT is connected the external power supply to control the DC input power. The test voltage range is from minimum to maximum working voltage. Each step shall be record the frequency error rate.
- The temperature range step is 10 degrees in this test items. All temperature levels shall be hold the ± 0.5 °C during the measurement testing. The each temperature step shall be at least 0.5 hours, consider the EUT could be test under the stability condition.

Note: The frequency error was recorded frequency error from the communication simulator.

4.3.3 Test Setup



4.3.4 Test Results

Frequency Error vs. Voltage

Voltage (Volts)	WCDMA			
	Low Channel		High Channel	
	Frequency (MHz)	Frequency Error (ppm)	Frequency (MHz)	Frequency Error (ppm)
3.85	1712.400003	0.002	1752.600001	0.001
3.6	1712.400004	0.002	1752.600004	0.002
4.4	1712.400003	0.002	1752.600002	0.001

Note: The applicant defined the normal working voltage of the battery is from 3.6 Vdc to 4.4 Vdc.

Frequency Error vs. Temperature

Temp. (°C)	WCDMA			
	Low Channel		High Channel	
	Frequency (MHz)	Frequency Error (ppm)	Frequency (MHz)	Frequency Error (ppm)
-30	1712.400002	0.001	1752.600004	0.002
-20	1712.400004	0.002	1752.600001	0.001
-10	1712.400001	0.001	1752.600002	0.001
0	1712.400004	0.002	1752.600003	0.002
10	1712.400003	0.002	1752.600002	0.001
20	1712.399998	-0.001	1752.599997	-0.002
30	1712.399997	-0.002	1752.599998	-0.001
40	1712.399998	-0.001	1752.599996	-0.002
50	1712.399999	-0.001	1752.599999	-0.001
55	1712.399998	-0.001	1752.599996	-0.002

Frequency Error vs. Voltage

Voltage (Volts)	LTE Band 4			
	Channel Bandwidth: 1.4 MHz			
	Low Channel		High Channel	
	Frequency (MHz)	Frequency Error (ppm)	Frequency (MHz)	Frequency Error (ppm)
3.85	1710.700001	0.001	1754.300001	0.001
3.6	1710.700004	0.002	1754.300001	0.001
4.4	1710.700003	0.002	1754.300003	0.002

Note: The applicant defined the normal working voltage of the battery is from 3.6 Vdc to 4.4 Vdc.

Frequency Error vs. Temperature

Temp. (°C)	LTE Band 4			
	Channel Bandwidth: 1.4 MHz			
	Low Channel		High Channel	
	Frequency (MHz)	Frequency Error (ppm)	Frequency (MHz)	Frequency Error (ppm)
-30	1710.700004	0.002	1754.300003	0.002
-20	1710.700001	0.001	1754.300003	0.002
-10	1710.700002	0.001	1754.300001	0.001
0	1710.700003	0.001	1754.300001	0.001
10	1710.700004	0.002	1754.300002	0.001
20	1710.699998	-0.001	1754.299999	-0.001
30	1710.699998	-0.001	1754.299999	-0.001
40	1710.699996	-0.002	1754.299996	-0.002
50	1710.699999	-0.001	1754.299999	-0.001
55	1710.699997	-0.002	1754.299996	-0.002

Frequency Error vs. Voltage

Voltage (Volts)	LTE Band 4			
	Channel Bandwidth: 3 MHz			
	Low Channel		High Channel	
	Frequency (MHz)	Frequency Error (ppm)	Frequency (MHz)	Frequency Error (ppm)
3.85	1711.500002	0.001	1753.500001	0.001
3.6	1711.500004	0.002	1753.500004	0.002
4.4	1711.500001	0.001	1753.500004	0.002

Note: The applicant defined the normal working voltage of the battery is from 3.6 Vdc to 4.4 Vdc.

Frequency Error vs. Temperature

Temp. (°C)	LTE Band 4			
	Channel Bandwidth: 3 MHz			
	Low Channel		High Channel	
	Frequency (MHz)	Frequency Error (ppm)	Frequency (MHz)	Frequency Error (ppm)
-30	1711.500001	0.001	1753.500002	0.001
-20	1711.500002	0.001	1753.500002	0.001
-10	1711.500002	0.001	1753.500004	0.002
0	1711.500002	0.001	1753.500004	0.002
10	1711.500001	0.001	1753.500004	0.002
20	1711.499997	-0.002	1753.499998	-0.001
30	1711.499998	-0.001	1753.499998	-0.001
40	1711.499998	-0.001	1753.499998	-0.001
50	1711.499998	-0.001	1753.499998	-0.001
55	1711.499996	-0.002	1753.499996	-0.002

Frequency Error vs. Voltage

Voltage (Volts)	LTE Band 4			
	Channel Bandwidth: 5 MHz			
	Low Channel		High Channel	
	Frequency (MHz)	Frequency Error (ppm)	Frequency (MHz)	Frequency Error (ppm)
3.85	1712.500002	0.001	1752.500001	0.001
3.6	1712.500003	0.002	1752.500001	0.001
4.4	1712.500002	0.001	1752.500001	0.001

Note: The applicant defined the normal working voltage of the battery is from 3.6 Vdc to 4.4 Vdc.

Frequency Error vs. Temperature

Temp. (°C)	LTE Band 4			
	Channel Bandwidth: 5 MHz			
	Low Channel		High Channel	
	Frequency (MHz)	Frequency Error (ppm)	Frequency (MHz)	Frequency Error (ppm)
-30	1712.500002	0.001	1752.500003	0.001
-20	1712.500003	0.002	1752.500002	0.001
-10	1712.500003	0.002	1752.500002	0.001
0	1712.500001	0.001	1752.500001	0.001
10	1712.500004	0.002	1752.500001	0.001
20	1712.499997	-0.002	1752.499997	-0.002
30	1712.499999	-0.001	1752.499996	-0.002
40	1712.499997	-0.002	1752.499998	-0.001
50	1712.499998	-0.001	1752.499997	-0.002
55	1712.499998	-0.001	1752.499998	-0.001

Frequency Error vs. Voltage

Voltage (Volts)	LTE Band 4			
	Channel Bandwidth: 10 MHz			
	Low Channel		High Channel	
	Frequency (MHz)	Frequency Error (ppm)	Frequency (MHz)	Frequency Error (ppm)
3.85	1715.000003	0.002	1750.000004	0.002
3.6	1715.000002	0.001	1750.000003	0.002
4.4	1715.000001	0.001	1750.000004	0.002

Note: The applicant defined the normal working voltage of the battery is from 3.6 Vdc to 4.4 Vdc.

Frequency Error vs. Temperature

Temp. (°C)	LTE Band 4			
	Channel Bandwidth: 10 MHz			
	Low Channel		High Channel	
	Frequency (MHz)	Frequency Error (ppm)	Frequency (MHz)	Frequency Error (ppm)
-30	1715.000004	0.002	1750.000003	0.002
-20	1715.000002	0.001	1750.000002	0.001
-10	1715.000001	0.001	1750.000002	0.001
0	1715.000004	0.002	1750.000002	0.001
10	1715.000003	0.002	1750.000003	0.002
20	1714.999999	-0.001	1749.999997	-0.002
30	1714.999997	-0.002	1749.999998	-0.001
40	1714.999998	-0.001	1749.999997	-0.002
50	1714.999998	-0.001	1749.999998	-0.001
55	1714.999997	-0.002	1749.999997	-0.002

Frequency Error vs. Voltage

Voltage (Volts)	LTE Band 4			
	Channel Bandwidth: 15 MHz			
	Low Channel		High Channel	
	Frequency (MHz)	Frequency Error (ppm)	Frequency (MHz)	Frequency Error (ppm)
3.85	1717.500003	0.002	1747.500001	0.001
3.6	1717.500003	0.002	1747.500003	0.002
4.4	1717.500001	0.001	1747.500002	0.001

Note: The applicant defined the normal working voltage of the battery is from 3.6 Vdc to 4.4 Vdc.

Frequency Error vs. Temperature

Temp. (°C)	LTE Band 4			
	Channel Bandwidth: 15 MHz			
	Low Channel		High Channel	
	Frequency (MHz)	Frequency Error (ppm)	Frequency (MHz)	Frequency Error (ppm)
-30	1717.500002	0.001	1747.500003	0.002
-20	1717.500002	0.001	1747.500002	0.001
-10	1717.500002	0.001	1747.500003	0.002
0	1717.500004	0.002	1747.500002	0.001
10	1717.500001	0.001	1747.500004	0.002
20	1717.499996	-0.002	1747.499997	-0.002
30	1717.499999	-0.001	1747.499997	-0.002
40	1717.499997	-0.002	1747.499997	-0.002
50	1717.499997	-0.002	1747.499999	-0.001
55	1717.499999	-0.001	1747.499998	-0.001

Frequency Error vs. Voltage

Voltage (Volts)	LTE Band 4			
	Channel Bandwidth: 20 MHz			
	Low Channel		High Channel	
	Frequency (MHz)	Frequency Error (ppm)	Frequency (MHz)	Frequency Error (ppm)
3.85	1720.000001	0.001	1745.000002	0.001
3.6	1720.000002	0.001	1745.000001	0.001
4.4	1720.000004	0.002	1745.000003	0.002

Note: The applicant defined the normal working voltage of the battery is from 3.6 Vdc to 4.4 Vdc.

Frequency Error vs. Temperature

Temp. (°C)	LTE Band 4			
	Channel Bandwidth: 20 MHz			
	Low Channel		High Channel	
	Frequency (MHz)	Frequency Error (ppm)	Frequency (MHz)	Frequency Error (ppm)
-30	1720.000004	0.002	1745.000004	0.002
-20	1720.000001	0.001	1745.000002	0.001
-10	1720.000002	0.001	1745.000003	0.002
0	1720.000004	0.002	1745.000004	0.002
10	1720.000001	0.001	1745.000002	0.001
20	1719.999999	-0.001	1744.999997	-0.002
30	1719.999999	-0.001	1744.999996	-0.002
40	1719.999996	-0.002	1744.999998	-0.001
50	1719.999997	-0.002	1744.999996	-0.002
55	1719.999996	-0.002	1744.999999	-0.001

Frequency Error vs. Voltage

Voltage (Volts)	LTE Band 12			
	Channel Bandwidth: 1.4 MHz			
	Low Channel		High Channel	
	Frequency (MHz)	Frequency Error (ppm)	Frequency (MHz)	Frequency Error (ppm)
3.85	699.700002	0.003	715.300001	0.002
3.6	699.700004	0.006	715.300004	0.005
4.4	699.700002	0.003	715.300001	0.002

Note: The applicant defined the normal working voltage of the battery is from 3.6 Vdc to 4.4 Vdc.

Frequency Error vs. Temperature

Temp. (°C)	LTE Band 12			
	Channel Bandwidth: 1.4 MHz			
	Low Channel		High Channel	
	Frequency (MHz)	Frequency Error (ppm)	Frequency (MHz)	Frequency Error (ppm)
-30	699.700004	0.005	715.300001	0.002
-20	699.700003	0.005	715.300001	0.002
-10	699.700002	0.003	715.300001	0.002
0	699.700003	0.004	715.300001	0.002
10	699.700002	0.003	715.300004	0.006
20	699.699998	-0.003	715.299998	-0.003
30	699.699998	-0.002	715.299996	-0.005
40	699.699997	-0.005	715.299999	-0.002
50	699.699999	-0.002	715.299996	-0.006
55	699.699998	-0.003	715.299996	-0.005

Frequency Error vs. Voltage

Voltage (Volts)	LTE Band 12			
	Channel Bandwidth: 3 MHz			
	Low Channel		High Channel	
	Frequency (MHz)	Frequency Error (ppm)	Frequency (MHz)	Frequency Error (ppm)
3.85	700.500003	0.004	714.500002	0.003
3.6	700.500002	0.003	714.500004	0.005
4.4	700.500002	0.002	714.500004	0.005

Note: The applicant defined the normal working voltage of the battery is from 3.6 Vdc to 4.4 Vdc.

Frequency Error vs. Temperature

Temp. (°C)	LTE Band 12			
	Channel Bandwidth: 3 MHz			
	Low Channel		High Channel	
	Frequency (MHz)	Frequency Error (ppm)	Frequency (MHz)	Frequency Error (ppm)
-30	700.500002	0.003	714.500004	0.006
-20	700.500003	0.004	714.500001	0.002
-10	700.500004	0.005	714.500002	0.003
0	700.500003	0.005	714.500002	0.003
10	700.500004	0.005	714.500003	0.004
20	700.499996	-0.005	714.499999	-0.002
30	700.499998	-0.003	714.499996	-0.006
40	700.499997	-0.005	714.499997	-0.005
50	700.499998	-0.004	714.499998	-0.003
55	700.499999	-0.001	714.499998	-0.002

Frequency Error vs. Voltage

Voltage (Volts)	LTE Band 12			
	Channel Bandwidth: 5 MHz			
	Low Channel		High Channel	
	Frequency (MHz)	Frequency Error (ppm)	Frequency (MHz)	Frequency Error (ppm)
3.85	701.500003	0.004	713.500001	0.002
3.6	701.500003	0.004	713.500004	0.005
4.4	701.500003	0.004	713.500002	0.002

Note: The applicant defined the normal working voltage of the battery is from 3.6 Vdc to 4.4 Vdc.

Frequency Error vs. Temperature

Temp. (°C)	LTE Band 12			
	Channel Bandwidth: 5 MHz			
	Low Channel		High Channel	
	Frequency (MHz)	Frequency Error (ppm)	Frequency (MHz)	Frequency Error (ppm)
-30	701.500003	0.004	713.500002	0.002
-20	701.500004	0.006	713.500002	0.002
-10	701.500003	0.005	713.500003	0.004
0	701.500003	0.005	713.500003	0.004
10	701.500003	0.004	713.500004	0.005
20	701.499997	-0.005	713.499998	-0.003
30	701.499997	-0.004	713.499998	-0.003
40	701.499999	-0.002	713.499997	-0.004
50	701.499999	-0.001	713.499997	-0.004
55	701.499997	-0.004	713.499996	-0.006

Frequency Error vs. Voltage

Voltage (Volts)	LTE Band 12			
	Channel Bandwidth: 10 MHz			
	Low Channel		High Channel	
	Frequency (MHz)	Frequency Error (ppm)	Frequency (MHz)	Frequency Error (ppm)
3.85	704.000001	0.002	711.000002	0.002
3.6	704.000004	0.006	711.000003	0.004
4.4	704.000003	0.004	711.000003	0.004

Note: The applicant defined the normal working voltage of the battery is from 3.6 Vdc to 4.4 Vdc.

Frequency Error vs. Temperature

Temp. (°C)	LTE Band 12			
	Channel Bandwidth: 10 MHz			
	Low Channel		High Channel	
	Frequency (MHz)	Frequency Error (ppm)	Frequency (MHz)	Frequency Error (ppm)
-30	704.000003	0.004	711.000002	0.003
-20	704.000001	0.002	711.000001	0.002
-10	704.000003	0.004	711.000002	0.003
0	704.000003	0.004	711.000003	0.005
10	704.000004	0.005	711.000003	0.004
20	703.999998	-0.002	710.999997	-0.005
30	703.999998	-0.003	710.999999	-0.002
40	703.999999	-0.002	710.999998	-0.003
50	703.999997	-0.004	710.999997	-0.005
55	703.999998	-0.003	710.999996	-0.005

Frequency Error vs. Voltage

Voltage (Volts)	LTE Band 13			
	Channel Bandwidth: 5 MHz			
	Low Channel		High Channel	
	Frequency (MHz)	Frequency Error (ppm)	Frequency (MHz)	Frequency Error (ppm)
3.85	779.500002	0.003	784.500003	0.004
3.6	779.500003	0.003	784.500004	0.005
4.4	779.500002	0.003	784.500003	0.004

Note: The applicant defined the normal working voltage of the battery is from 3.6 Vdc to 4.4 Vdc.

Frequency Error vs. Temperature

Temp. (°C)	LTE Band 13			
	Channel Bandwidth: 5 MHz			
	Low Channel		High Channel	
	Frequency (MHz)	Frequency Error (ppm)	Frequency (MHz)	Frequency Error (ppm)
-30	779.500004	0.005	784.500001	0.002
-20	779.500004	0.005	784.500003	0.004
-10	779.500003	0.004	784.500002	0.003
0	779.500002	0.003	784.500002	0.002
10	779.500002	0.003	784.500003	0.003
20	779.499998	-0.002	784.499998	-0.003
30	779.499997	-0.004	784.499997	-0.004
40	779.499998	-0.003	784.499997	-0.004
50	779.499997	-0.004	784.499998	-0.002
55	779.499999	-0.001	784.499999	-0.002

Frequency Error vs. Voltage

Voltage (Volts)	LTE Band 13	
	Channel Bandwidth: 10 MHz	
	Frequency (MHz)	Frequency Error (ppm)
3.85	782.000003	0.004
3.6	782.000001	0.001
4.4	782.000001	0.001

Note: The applicant defined the normal working voltage of the battery is from 3.6 Vdc to 4.4 Vdc.

Frequency Error vs. Temperature

Temp. (°C)	LTE Band 13	
	Channel Bandwidth: 10 MHz	
	Frequency (MHz)	Frequency Error (ppm)
-30	782.000002	0.003
-20	782.000004	0.005
-10	782.000002	0.003
0	782.000001	0.002
10	782.000004	0.005
20	781.999998	-0.003
30	781.999996	-0.005
40	781.999998	-0.003
50	781.999998	-0.003
55	781.999997	-0.003

Frequency Error vs. Voltage

Voltage (Volts)	LTE Band 17			
	Channel Bandwidth: 5 MHz			
	Low Channel		High Channel	
	Frequency (MHz)	Frequency Error (ppm)	Frequency (MHz)	Frequency Error (ppm)
3.85	706.500002	0.003	713.500002	0.002
3.6	706.500002	0.003	713.500004	0.005
4.4	706.500002	0.003	713.500004	0.005

Note: The applicant defined the normal working voltage of the battery is from 3.6 Vdc to 4.4 Vdc.

Frequency Error vs. Temperature

Temp. (°C)	LTE Band 17			
	Channel Bandwidth: 5 MHz			
	Low Channel		High Channel	
	Frequency (MHz)	Frequency Error (ppm)	Frequency (MHz)	Frequency Error (ppm)
-30	706.500004	0.006	713.500001	0.002
-20	706.500002	0.003	713.500004	0.005
-10	706.500002	0.003	713.500002	0.003
0	706.500003	0.005	713.500003	0.004
10	706.500004	0.005	713.500004	0.005
20	706.499997	-0.005	713.499998	-0.003
30	706.499998	-0.003	713.499997	-0.005
40	706.499998	-0.003	713.499998	-0.002
50	706.499999	-0.002	713.499997	-0.004
55	706.499999	-0.002	713.499997	-0.004

Frequency Error vs. Voltage

Voltage (Volts)	LTE Band 17			
	Channel Bandwidth: 10 MHz			
	Low Channel		High Channel	
	Frequency (MHz)	Frequency Error (ppm)	Frequency (MHz)	Frequency Error (ppm)
3.85	709.000002	0.003	711.000002	0.002
3.6	709.000001	0.002	711.000004	0.005
4.4	709.000002	0.003	711.000003	0.005

Note: The applicant defined the normal working voltage of the battery is from 3.6 Vdc to 4.4 Vdc.

Frequency Error vs. Temperature

Temp. (°C)	LTE Band 17			
	Channel Bandwidth: 10 MHz			
	Low Channel		High Channel	
	Frequency (MHz)	Frequency Error (ppm)	Frequency (MHz)	Frequency Error (ppm)
-30	709.000002	0.003	711.000003	0.004
-20	709.000001	0.002	711.000004	0.006
-10	709.000001	0.002	711.000001	0.002
0	709.000003	0.005	711.000002	0.003
10	709.000003	0.004	711.000001	0.001
20	708.999997	-0.005	710.999998	-0.003
30	708.999998	-0.003	710.999997	-0.005
40	708.999999	-0.002	710.999998	-0.003
50	708.999997	-0.004	710.999998	-0.003
55	708.999997	-0.005	710.999999	-0.001

Frequency Error vs. Voltage

Voltage (Volts)	LTE Band 66			
	Channel Bandwidth: 1.4 MHz			
	Low Channel		High Channel	
	Frequency (MHz)	Frequency Error (ppm)	Frequency (MHz)	Frequency Error (ppm)
3.85	1710.700002	0.001	1779.300003	0.002
3.6	1710.700003	0.002	1779.300002	0.001
4.4	1710.700001	0.001	1779.300002	0.001

Note: The applicant defined the normal working voltage of the battery is from 3.6 Vdc to 4.4 Vdc.

Frequency Error vs. Temperature

Temp. (°C)	LTE Band 66			
	Channel Bandwidth: 1.4 MHz			
	Low Channel		High Channel	
	Frequency (MHz)	Frequency Error (ppm)	Frequency (MHz)	Frequency Error (ppm)
-30	1710.700001	0.001	1779.300003	0.002
-20	1710.700002	0.001	1779.300002	0.001
-10	1710.700003	0.002	1779.300003	0.002
0	1710.700003	0.001	1779.300003	0.001
10	1710.700002	0.001	1779.300002	0.001
20	1710.699997	-0.002	1779.299996	-0.002
30	1710.699998	-0.001	1779.299999	-0.001
40	1710.699998	-0.001	1779.299996	-0.002
50	1710.699998	-0.001	1779.299998	-0.001
55	1710.699999	-0.001	1779.299999	-0.001

Frequency Error vs. Voltage

Voltage (Volts)	LTE Band 66			
	Channel Bandwidth: 3 MHz			
	Low Channel		High Channel	
	Frequency (MHz)	Frequency Error (ppm)	Frequency (MHz)	Frequency Error (ppm)
3.85	1711.500002	0.001	1778.500001	0.001
3.6	1711.500003	0.002	1778.500002	0.001
4.4	1711.500004	0.002	1778.500004	0.002

Note: The applicant defined the normal working voltage of the battery is from 3.6 Vdc to 4.4 Vdc.

Frequency Error vs. Temperature

Temp. (°C)	LTE Band 66			
	Channel Bandwidth: 3 MHz			
	Low Channel		High Channel	
	Frequency (MHz)	Frequency Error (ppm)	Frequency (MHz)	Frequency Error (ppm)
-30	1711.500002	0.001	1778.500003	0.002
-20	1711.500003	0.002	1778.500003	0.002
-10	1711.500002	0.001	1778.500002	0.001
0	1711.500002	0.001	1778.500003	0.002
10	1711.500002	0.001	1778.500003	0.002
20	1711.499998	-0.001	1778.499997	-0.002
30	1711.499998	-0.001	1778.499997	-0.002
40	1711.499996	-0.002	1778.499997	-0.002
50	1711.499996	-0.002	1778.499998	-0.001
55	1711.499997	-0.002	1778.499997	-0.002

Frequency Error vs. Voltage

Voltage (Volts)	LTE Band 66			
	Channel Bandwidth: 5 MHz			
	Low Channel		High Channel	
	Frequency (MHz)	Frequency Error (ppm)	Frequency (MHz)	Frequency Error (ppm)
3.85	1712.500002	0.001	1777.500003	0.002
3.6	1712.500004	0.002	1777.500001	0.001
4.4	1712.500002	0.001	1777.500004	0.002

Note: The applicant defined the normal working voltage of the battery is from 3.6 Vdc to 4.4 Vdc.

Frequency Error vs. Temperature

Temp. (°C)	LTE Band 66			
	Channel Bandwidth: 5 MHz			
	Low Channel		High Channel	
	Frequency (MHz)	Frequency Error (ppm)	Frequency (MHz)	Frequency Error (ppm)
-30	1712.500002	0.001	1777.500001	0.001
-20	1712.500003	0.002	1777.500003	0.002
-10	1712.500003	0.002	1777.500002	0.001
0	1712.500001	0.001	1777.500004	0.002
10	1712.500003	0.001	1777.500001	0.001
20	1712.499996	-0.002	1777.499999	-0.001
30	1712.499996	-0.002	1777.499996	-0.002
40	1712.499999	-0.001	1777.499998	-0.001
50	1712.499996	-0.002	1777.499999	-0.001
55	1712.499998	-0.001	1777.499997	-0.002

Frequency Error vs. Voltage

Voltage (Volts)	LTE Band 66			
	Channel Bandwidth: 10 MHz			
	Low Channel		High Channel	
	Frequency (MHz)	Frequency Error (ppm)	Frequency (MHz)	Frequency Error (ppm)
3.85	1715.000002	0.001	1775.000002	0.001
3.6	1715.000003	0.002	1775.000002	0.001
4.4	1715.000001	0.001	1775.000002	0.001

Note: The applicant defined the normal working voltage of the battery is from 3.6 Vdc to 4.4 Vdc.

Frequency Error vs. Temperature

Temp. (°C)	LTE Band 66			
	Channel Bandwidth: 10 MHz			
	Low Channel		High Channel	
	Frequency (MHz)	Frequency Error (ppm)	Frequency (MHz)	Frequency Error (ppm)
-30	1715.000003	0.002	1775.000001	0.001
-20	1715.000003	0.002	1775.000004	0.002
-10	1715.000001	0.001	1775.000002	0.001
0	1715.000004	0.002	1775.000003	0.002
10	1715.000003	0.001	1775.000001	0.001
20	1714.999998	-0.001	1774.999998	-0.001
30	1714.999999	-0.001	1774.999998	-0.001
40	1714.999996	-0.002	1774.999999	-0.001
50	1714.999998	-0.001	1774.999996	-0.002
55	1714.999999	-0.001	1774.999998	-0.001

Frequency Error vs. Voltage

Voltage (Volts)	LTE Band 66			
	Channel Bandwidth: 15 MHz			
	Low Channel		High Channel	
	Frequency (MHz)	Frequency Error (ppm)	Frequency (MHz)	Frequency Error (ppm)
3.85	1717.500004	0.002	1772.500003	0.001
3.6	1717.500003	0.002	1772.500003	0.002
4.4	1717.500002	0.001	1772.500003	0.002

Note: The applicant defined the normal working voltage of the battery is from 3.6 Vdc to 4.4 Vdc.

Frequency Error vs. Temperature

Temp. (°C)	LTE Band 66			
	Channel Bandwidth: 15 MHz			
	Low Channel		High Channel	
	Frequency (MHz)	Frequency Error (ppm)	Frequency (MHz)	Frequency Error (ppm)
-30	1717.500004	0.002	1772.500001	0.001
-20	1717.500002	0.001	1772.500004	0.002
-10	1717.500003	0.002	1772.500002	0.001
0	1717.500003	0.002	1772.500002	0.001
10	1717.500003	0.002	1772.500004	0.002
20	1717.499997	-0.002	1772.499997	-0.002
30	1717.499996	-0.002	1772.499996	-0.002
40	1717.499998	-0.001	1772.499998	-0.001
50	1717.499997	-0.002	1772.499998	-0.001
55	1717.499999	-0.001	1772.499998	-0.001

Frequency Error vs. Voltage

Voltage (Volts)	LTE Band 66			
	Channel Bandwidth: 20 MHz			
	Low Channel		High Channel	
	Frequency (MHz)	Frequency Error (ppm)	Frequency (MHz)	Frequency Error (ppm)
3.85	1720.000004	0.002	1770.000002	0.001
3.6	1720.000002	0.001	1770.000002	0.001
4.4	1720.000002	0.001	1770.000002	0.001

Note: The applicant defined the normal working voltage of the battery is from 3.6 Vdc to 4.4 Vdc.

Frequency Error vs. Temperature

Temp. (°C)	LTE Band 66			
	Channel Bandwidth: 20 MHz			
	Low Channel		High Channel	
	Frequency (MHz)	Frequency Error (ppm)	Frequency (MHz)	Frequency Error (ppm)
-30	1720.000003	0.002	1770.000004	0.002
-20	1720.000002	0.001	1770.000002	0.001
-10	1720.000002	0.001	1770.000003	0.002
0	1720.000002	0.001	1770.000002	0.001
10	1720.000001	0.001	1770.000001	0.001
20	1719.999997	-0.002	1769.999998	-0.001
30	1719.999998	-0.001	1769.999996	-0.002
40	1719.999997	-0.002	1769.999997	-0.002
50	1719.999997	-0.002	1769.999998	-0.001
55	1719.999998	-0.001	1769.999997	-0.001

Frequency Error vs. Voltage

Voltage (Volts)	LTE Band 71			
	Channel Bandwidth: 5 MHz			
	Low Channel		High Channel	
	Frequency (MHz)	Frequency Error (ppm)	Frequency (MHz)	Frequency Error (ppm)
3.85	665.500002	0.002	695.500001	0.001
3.6	665.500004	0.005	695.500003	0.005
4.4	665.500003	0.004	695.500002	0.003

Note: The applicant defined the normal working voltage of the battery is from 3.6 Vdc to 4.4 Vdc.

Frequency Error vs. Temperature

Temp. (°C)	LTE Band 71			
	Channel Bandwidth: 5 MHz			
	Low Channel		High Channel	
	Frequency (MHz)	Frequency Error (ppm)	Frequency (MHz)	Frequency Error (ppm)
-30	665.500003	0.005	695.500002	0.002
-20	665.500003	0.005	695.500001	0.001
-10	665.500003	0.005	695.500004	0.005
0	665.500003	0.005	695.500002	0.003
10	665.500003	0.005	695.500001	0.002
20	665.499997	-0.005	695.499999	-0.002
30	665.499999	-0.002	695.499997	-0.004
40	665.499998	-0.004	695.499998	-0.003
50	665.499998	-0.003	695.499996	-0.006
55	665.499997	-0.004	695.499996	-0.005

Frequency Error vs. Voltage

Voltage (Volts)	LTE Band 71			
	Channel Bandwidth: 10 MHz			
	Low Channel		High Channel	
	Frequency (MHz)	Frequency Error (ppm)	Frequency (MHz)	Frequency Error (ppm)
3.85	668.000002	0.003	693.000004	0.005
3.6	668.000003	0.004	693.000002	0.003
4.4	668.000001	0.001	693.000001	0.002

Note: The applicant defined the normal working voltage of the battery is from 3.6 Vdc to 4.4 Vdc.

Frequency Error vs. Temperature

Temp. (°C)	LTE Band 71			
	Channel Bandwidth: 10 MHz			
	Low Channel		High Channel	
	Frequency (MHz)	Frequency Error (ppm)	Frequency (MHz)	Frequency Error (ppm)
-30	668.000003	0.004	693.000004	0.005
-20	668.000004	0.005	693.000004	0.005
-10	668.000004	0.006	693.000003	0.004
0	668.000004	0.005	693.000004	0.005
10	668.000002	0.003	693.000002	0.003
20	667.999998	-0.004	692.999999	-0.002
30	667.999999	-0.002	692.999997	-0.004
40	667.999998	-0.004	692.999998	-0.003
50	667.999996	-0.005	692.999999	-0.002
55	667.999999	-0.002	692.999997	-0.004

Frequency Error vs. Voltage

Voltage (Volts)	LTE Band 71			
	Channel Bandwidth: 15 MHz			
	Low Channel		High Channel	
	Frequency (MHz)	Frequency Error (ppm)	Frequency (MHz)	Frequency Error (ppm)
3.85	670.500001	0.002	690.500004	0.005
3.6	670.500001	0.002	690.500003	0.005
4.4	670.500002	0.003	690.500003	0.004

Note: The applicant defined the normal working voltage of the battery is from 3.6 Vdc to 4.4 Vdc.

Frequency Error vs. Temperature

Temp. (°C)	LTE Band 71			
	Channel Bandwidth: 15 MHz			
	Low Channel		High Channel	
	Frequency (MHz)	Frequency Error (ppm)	Frequency (MHz)	Frequency Error (ppm)
-30	670.500004	0.006	690.500002	0.003
-20	670.500002	0.003	690.500004	0.006
-10	670.500004	0.006	690.500001	0.002
0	670.500003	0.005	690.500001	0.002
10	670.500003	0.005	690.500003	0.004
20	670.499997	-0.004	690.499997	-0.004
30	670.499998	-0.003	690.499996	-0.006
40	670.499998	-0.003	690.499998	-0.003
50	670.499997	-0.005	690.499998	-0.003
55	670.499997	-0.005	690.499998	-0.002

Frequency Error vs. Voltage

Voltage (Volts)	LTE Band 71			
	Channel Bandwidth: 20 MHz			
	Low Channel		High Channel	
	Frequency (MHz)	Frequency Error (ppm)	Frequency (MHz)	Frequency Error (ppm)
3.85	673.000003	0.004	688.000001	0.002
3.6	673.000003	0.004	688.000003	0.005
4.4	673.000004	0.005	688.000002	0.003

Note: The applicant defined the normal working voltage of the battery is from 3.6 Vdc to 4.4 Vdc.

Frequency Error vs. Temperature

Temp. (°C)	LTE Band 71			
	Channel Bandwidth: 20 MHz			
	Low Channel		High Channel	
	Frequency (MHz)	Frequency Error (ppm)	Frequency (MHz)	Frequency Error (ppm)
-30	673.000003	0.004	688.000003	0.004
-20	673.000004	0.005	688.000002	0.003
-10	673.000004	0.005	688.000003	0.005
0	673.000001	0.002	688.000002	0.003
10	673.000002	0.003	688.000003	0.004
20	672.999999	-0.002	687.999997	-0.005
30	672.999996	-0.005	687.999998	-0.003
40	672.999996	-0.005	687.999999	-0.002
50	672.999998	-0.003	687.999997	-0.004
55	672.999997	-0.005	687.999999	-0.001

4.4 Occupied Bandwidth Measurement

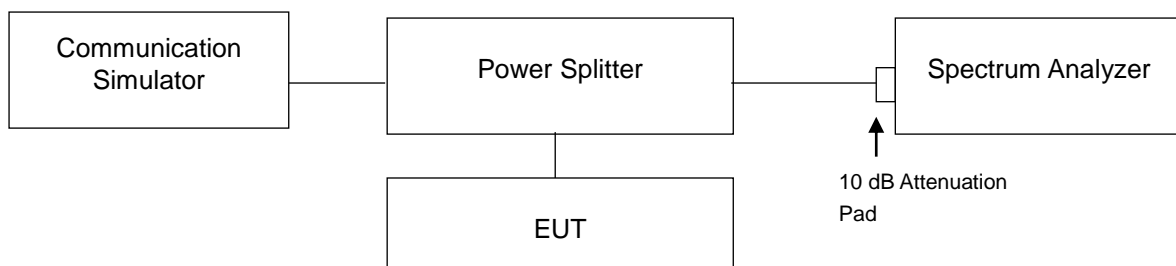
4.4.1 Limits of Occupied Bandwidth Measurement

The width of a frequency band such that, below the lower and above the upper frequency limits, the mean powers emitted are each equal to a specified percentage 0.5 % of the total mean power of a given emission.

4.4.2 Test Procedure

- The conducted occupied bandwidth used the power splitter via EUT RF power connector between simulation base station and spectrum analyzer.
- Use OBW measurement function of Spectrum analyzer to measure 99 % occupied bandwidth.

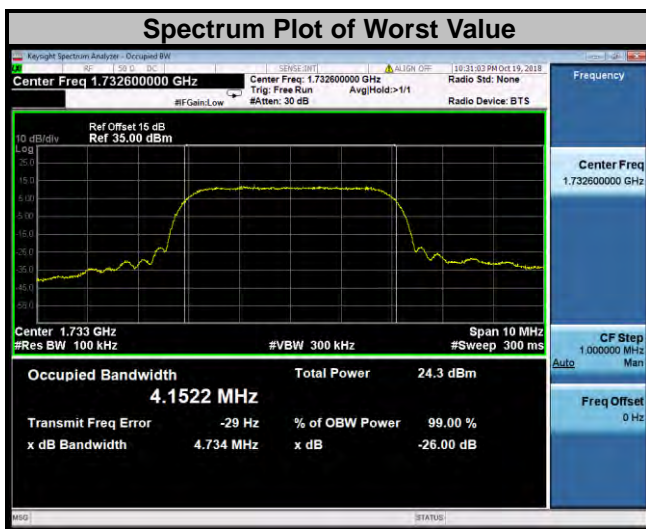
4.4.3 Test Setup



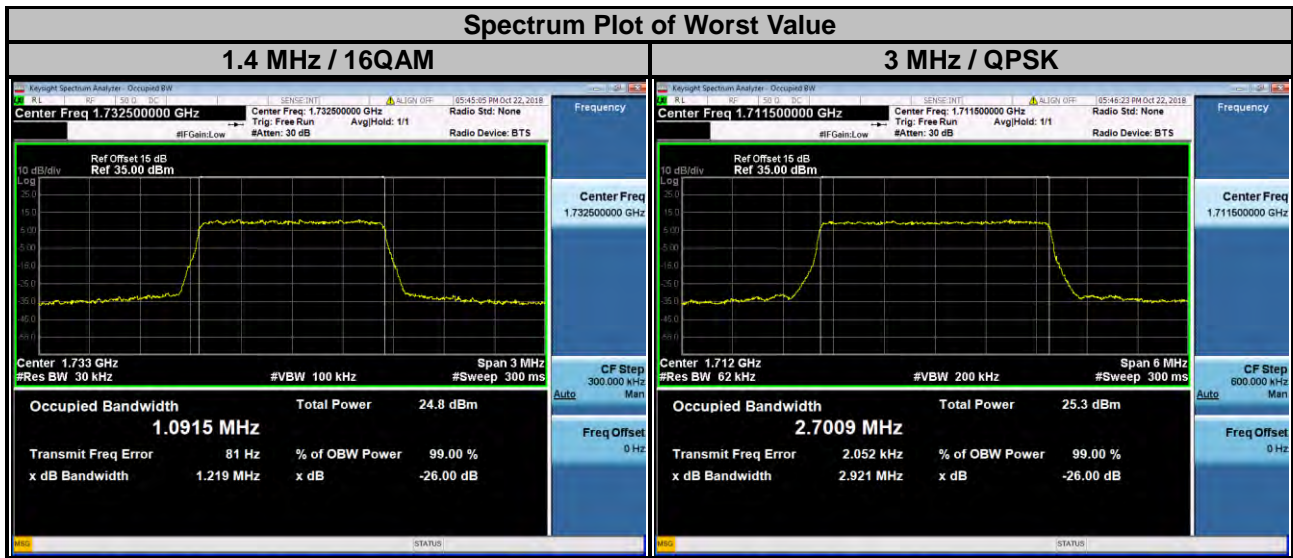
4.4.4 Test Result

<99 % Occupied Bandwidth>

WCDMA		
Channel	Frequency (MHz)	99 % Occupied Bandwidth (MHz)
1312	1712.4	4.1492
1413	1732.6	4.1522
1513	1752.6	4.1484



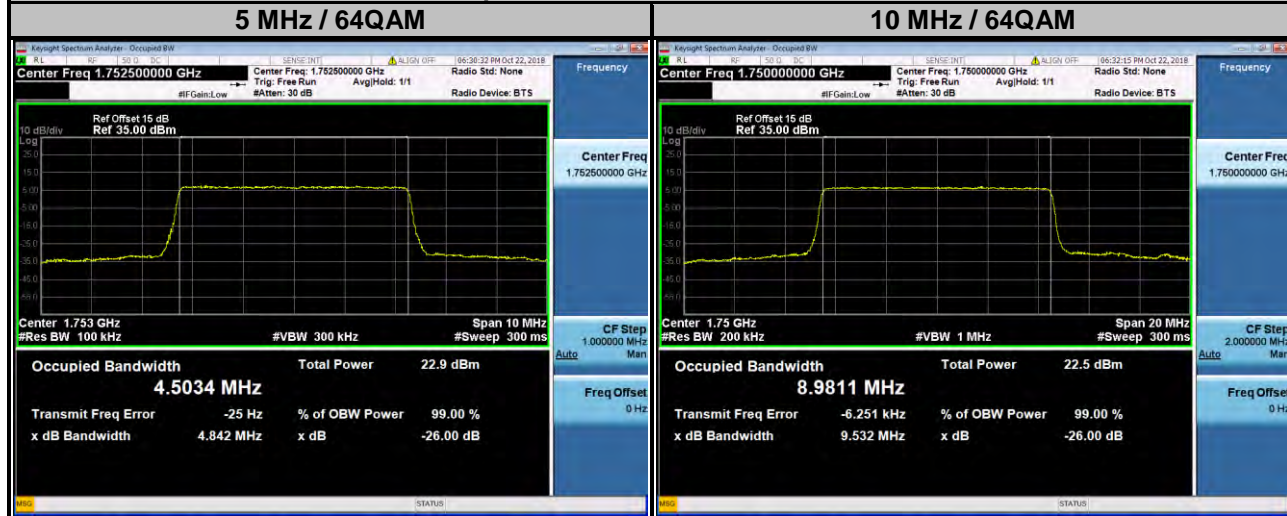
LTE Band 4									
Channel Bandwidth: 1.4 MHz					Channel Bandwidth: 3 MHz				
Channel	Frequency (MHz)	99 % Occupied Bandwidth (MHz)			Channel	Frequency (MHz)	99 % Occupied Bandwidth (MHz)		
		QPSK	16QAM	64QAM			QPSK	16QAM	64QAM
19957	1710.7	1.0869	1.0899	1.0875	19965	1711.5	2.7009	2.6985	2.6973
20175	1732.5	1.0866	1.0915	1.0883	20175	1732.5	2.6993	2.6975	2.6986
20393	1754.3	1.0858	1.0886	1.0886	20385	1753.5	2.7006	2.6966	2.6990



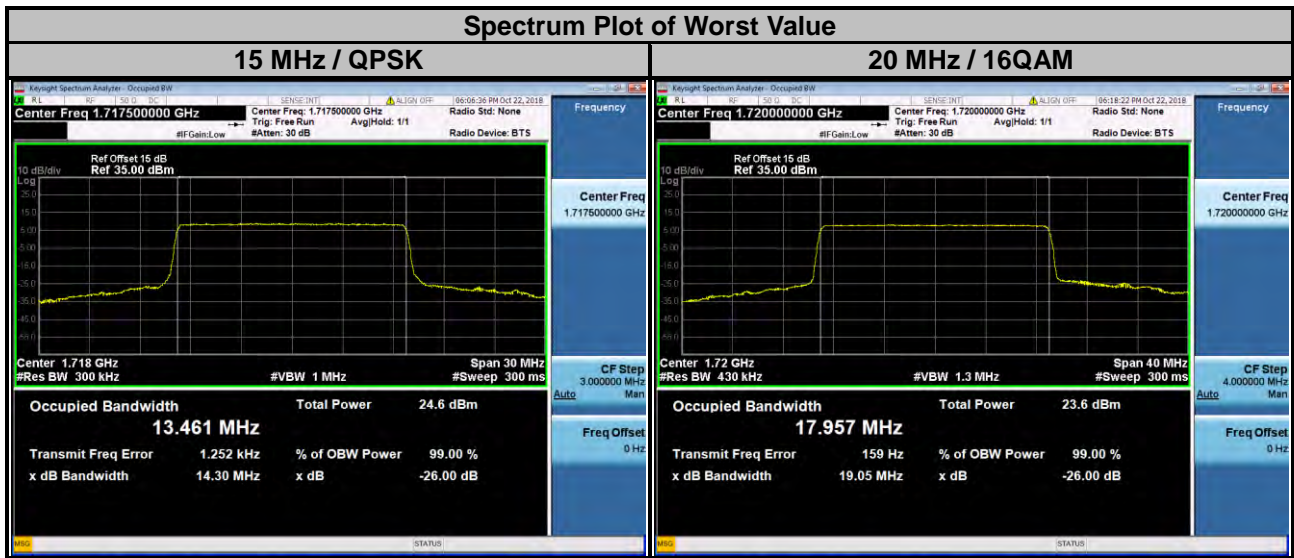
LTE Band 4

Channel Bandwidth: 5 MHz					Channel Bandwidth: 10 MHz				
Channel	Frequency (MHz)	99 % Occupied Bandwidth (MHz)			Channel	Frequency (MHz)	99 % Occupied Bandwidth (MHz)		
		QPSK	16QAM	64QAM			QPSK	16QAM	64QAM
19975	1712.5	4.4920	4.4930	4.5012	20000	1715.0	8.9711	8.9732	8.9770
20175	1732.5	4.4901	4.4911	4.5023	20175	1732.5	8.9666	8.9721	8.9758
20375	1752.5	4.4899	4.4946	4.5034	20350	1750.0	8.9693	8.9733	8.9811

Spectrum Plot of Worst Value



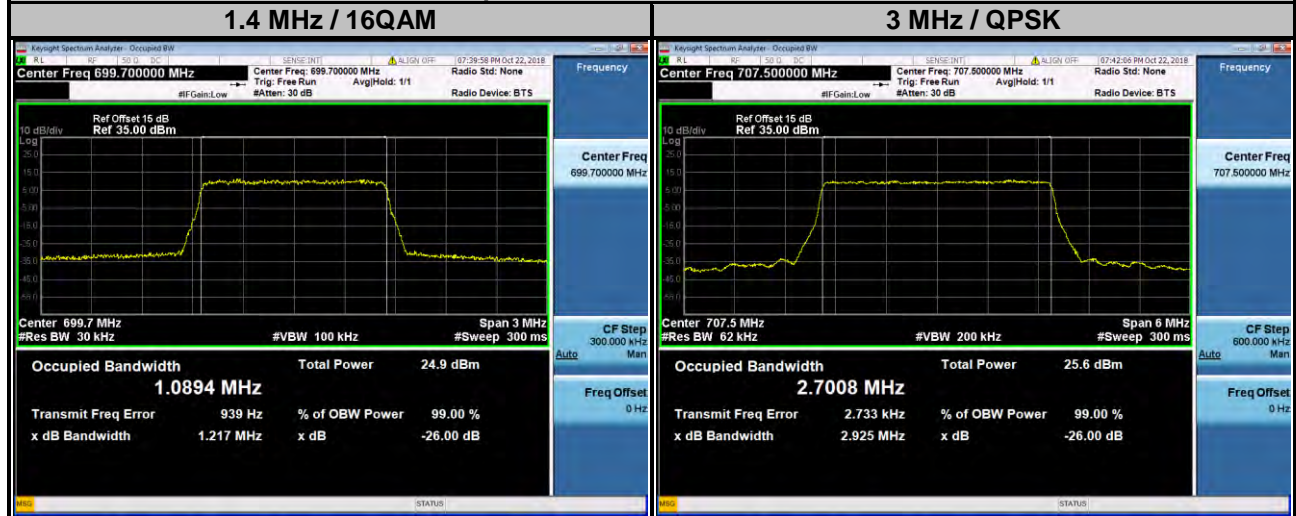
LTE Band 4									
Channel Bandwidth: 15 MHz					Channel Bandwidth: 20 MHz				
Channel	Frequency (MHz)	99 % Occupied Bandwidth (MHz)			Channel	Frequency (MHz)	99 % Occupied Bandwidth (MHz)		
		QPSK	16QAM	64QAM			QPSK	16QAM	64QAM
20025	1717.5	13.461	13.452	13.447	20050	1720.0	17.934	17.957	17.955
20175	1732.5	13.450	13.443	13.437	20175	1732.5	17.916	17.943	17.934
20325	1747.5	13.457	13.448	13.446	20300	1745.0	17.928	17.946	17.943



LTE Band 12

Channel Bandwidth: 1.4 MHz					Channel Bandwidth: 3 MHz				
Channel	Frequency (MHz)	99 % Occupied Bandwidth (MHz)			Channel	Frequency (MHz)	99 % Occupied Bandwidth (MHz)		
		QPSK	16QAM	64QAM			QPSK	16QAM	64QAM
23017	699.7	1.0883	1.0894	1.0874	23025	700.5	2.6985	2.6964	2.6982
23095	707.5	1.0870	1.0872	1.0873	23095	707.5	2.7008	2.6965	2.6981
23173	715.3	1.0856	1.0881	1.0876	23165	714.5	2.7004	2.6938	2.6972

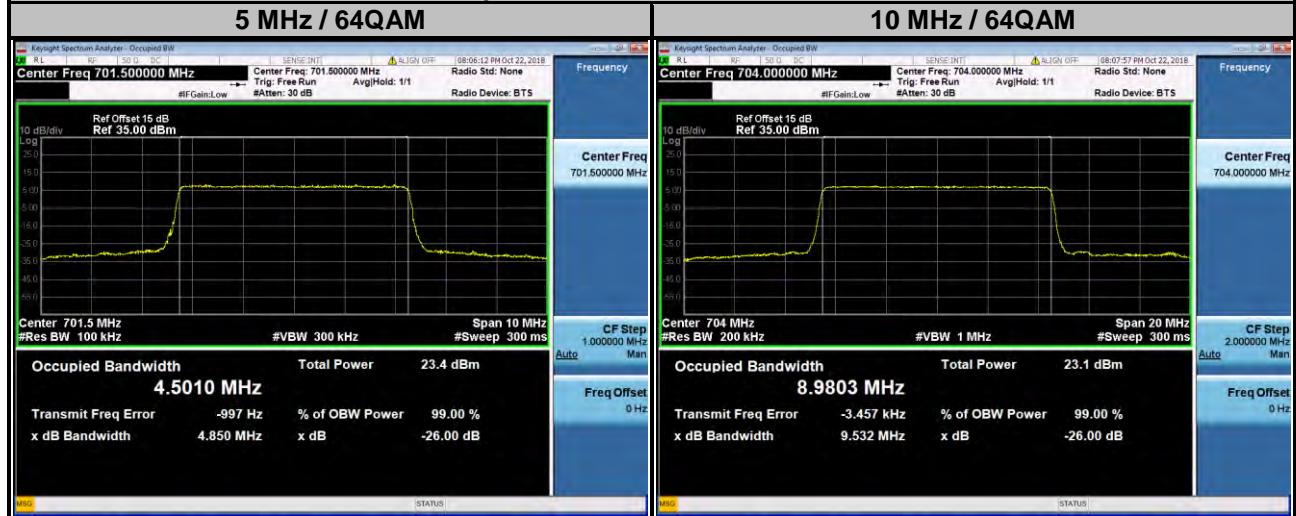
Spectrum Plot of Worst Value



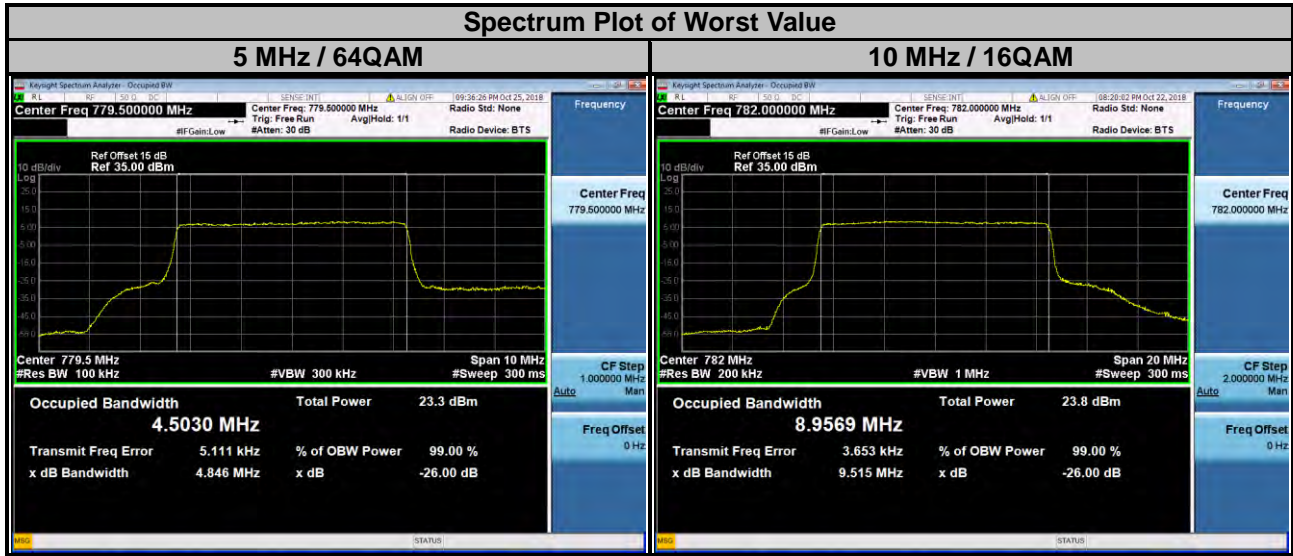
LTE Band 12

Channel Bandwidth: 5 MHz					Channel Bandwidth: 10 MHz				
Channel	Frequency (MHz)	99 % Occupied Bandwidth (MHz)			Channel	Frequency (MHz)	99 % Occupied Bandwidth (MHz)		
		QPSK	16QAM	64QAM			QPSK	16QAM	64QAM
23035	701.5	4.4894	4.4951	4.5010	23060	704.0	8.9739	8.9753	8.9803
23095	707.5	4.4909	4.4928	4.4994	23095	707.5	8.9724	8.9761	8.9771
23155	713.5	4.4876	4.4878	4.4977	23130	711.0	8.9604	8.9646	8.9677

Spectrum Plot of Worst Value



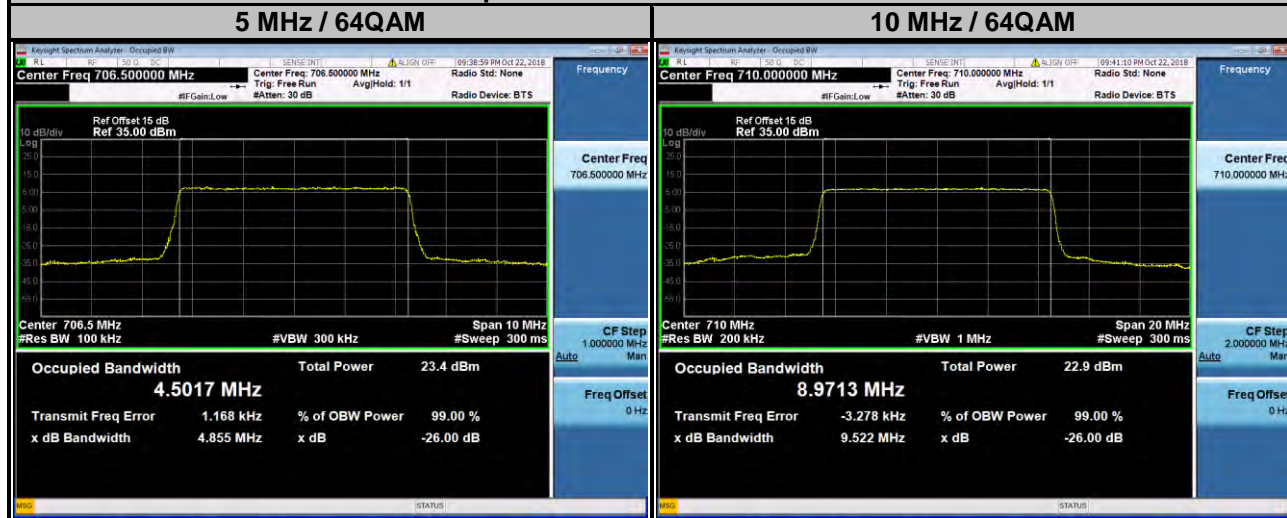
LTE Band 13									
Channel Bandwidth: 5 MHz					Channel Bandwidth: 10 MHz				
Channel	Frequency (MHz)	99 % Occupied Bandwidth (MHz)			Channel	Frequency (MHz)	99 % Occupied Bandwidth (MHz)		
		QPSK	16QAM	64QAM			QPSK	16QAM	64QAM
23205	779.5	4.4883	4.4891	4.5030	23230	782.0	8.9509	8.9569	8.9544
23230	782.0	4.4891	4.4910	4.4974					
23255	784.5	4.4923	4.4951	4.5025					



LTE Band 17

Channel Bandwidth: 5 MHz					Channel Bandwidth: 10 MHz				
Channel	Frequency (MHz)	99 % Occupied Bandwidth (MHz)			Channel	Frequency (MHz)	99 % Occupied Bandwidth (MHz)		
		QPSK	16QAM	64QAM			QPSK	16QAM	64QAM
23755	706.5	4.4925	4.4953	4.5017	23780	709.0	8.9692	8.9686	8.9707
23790	710.0	4.4903	4.4923	4.4994	23790	710.0	8.9651	8.9666	8.9713
23825	713.5	4.4898	4.4895	4.4954	23800	711.0	8.9600	8.9608	8.9688

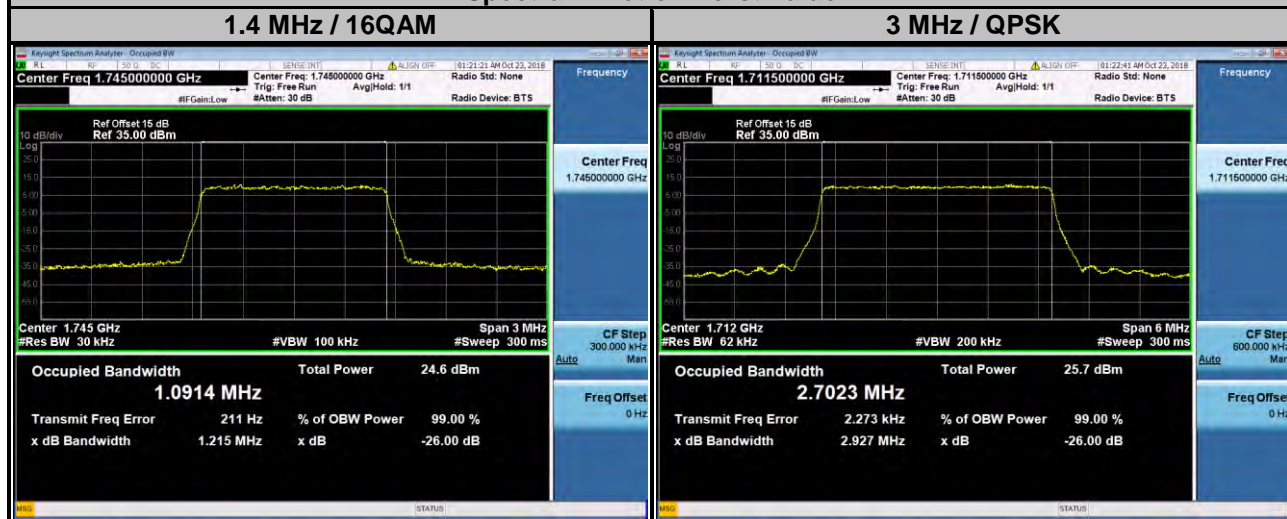
Spectrum Plot of Worst Value



LTE Band 66

Channel Bandwidth: 1.4 MHz					Channel Bandwidth: 3 MHz				
Channel	Frequency (MHz)	99 % Occupied Bandwidth (MHz)			Channel	Frequency (MHz)	99 % Occupied Bandwidth (MHz)		
		QPSK	16QAM	64QAM			QPSK	16QAM	64QAM
131979	1710.7	1.0849	1.0871	1.0879	131987	1711.5	2.7023	2.6973	2.6969
132322	1745.0	1.0878	1.0914	1.0894	132322	1745.0	2.6995	2.6983	2.6969
132665	1779.3	1.0864	1.0890	1.0873	132657	1778.5	2.7005	2.6970	2.6987

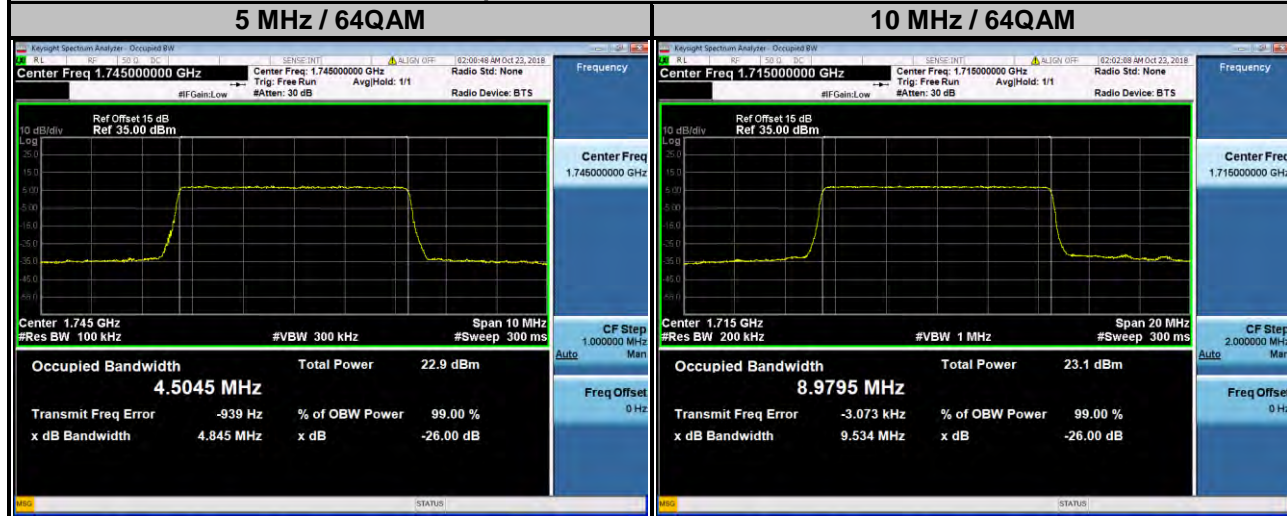
Spectrum Plot of Worst Value



LTE Band 66

Channel Bandwidth: 5 MHz					Channel Bandwidth: 10 MHz				
Channel	Frequency (MHz)	99 % Occupied Bandwidth (MHz)			Channel	Frequency (MHz)	99 % Occupied Bandwidth (MHz)		
		QPSK	16QAM	64QAM			QPSK	16QAM	64QAM
131997	1712.5	4.4899	4.4907	4.5016	132022	1715.0	8.9726	8.9778	8.9795
132322	1745.0	4.4916	4.4915	4.5045	132322	1745.0	8.9680	8.9715	8.9732
132647	1777.5	4.4913	4.4956	4.5000	132622	1775.0	8.9681	8.9764	8.9717

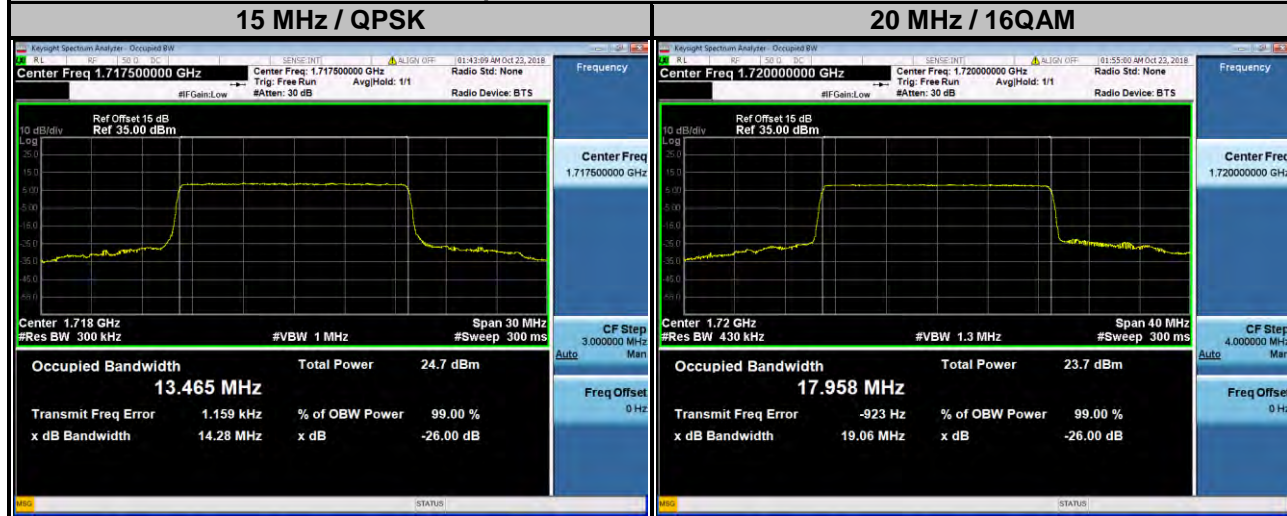
Spectrum Plot of Worst Value



LTE Band 66

Channel Bandwidth: 15 MHz					Channel Bandwidth: 20 MHz				
Channel	Frequency (MHz)	99 % Occupied Bandwidth (MHz)			Channel	Frequency (MHz)	99 % Occupied Bandwidth (MHz)		
		QPSK	16QAM	64QAM			QPSK	16QAM	64QAM
132047	1717.5	13.465	13.453	13.448	132072	1720.0	17.937	17.958	17.952
132322	1745.0	13.456	13.440	13.440	132322	1745.0	17.920	17.947	17.942
132597	1772.5	13.457	13.443	13.437	132572	1770.0	17.922	17.948	17.938

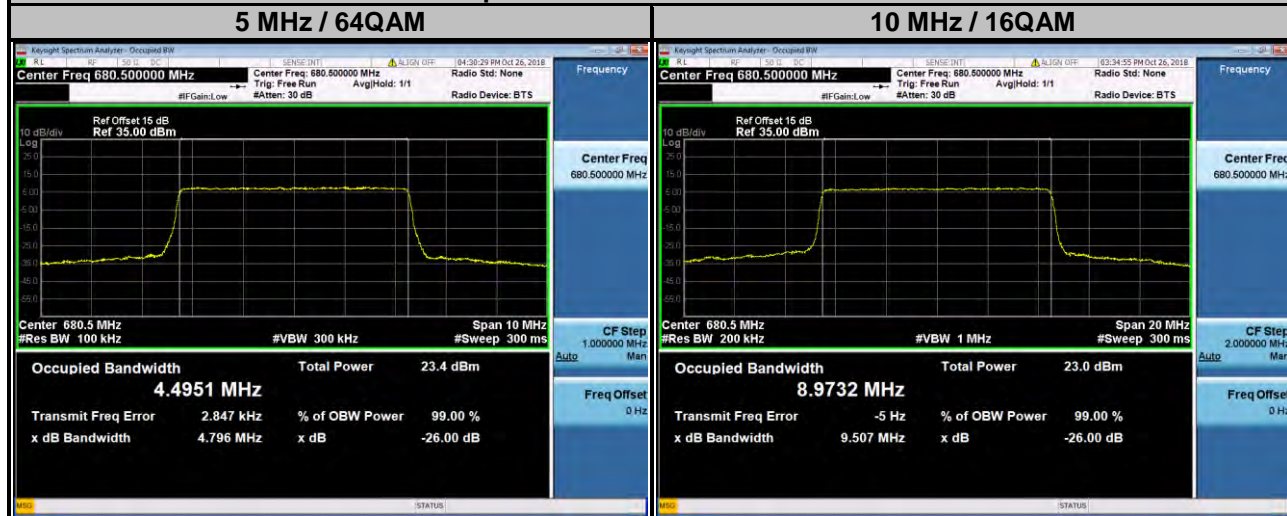
Spectrum Plot of Worst Value



LTE Band 71

Channel Bandwidth: 5 MHz					Channel Bandwidth: 10 MHz				
Channel	Frequency (MHz)	99 % Occupied Bandwidth (MHz)			Channel	Frequency (MHz)	99 % Occupied Bandwidth (MHz)		
		QPSK	16QAM	64QAM			QPSK	16QAM	64QAM
133147	665.5	4.4891	4.4903	4.4944	133172	668	8.9615	8.9631	8.9569
133297	680.5	4.4909	4.4932	4.4951	133297	680.5	8.9691	8.9732	8.9643
133447	695.5	4.4893	4.4945	4.4928	133422	693	8.9706	8.9688	8.9694

Spectrum Plot of Worst Value



LTE Band 71

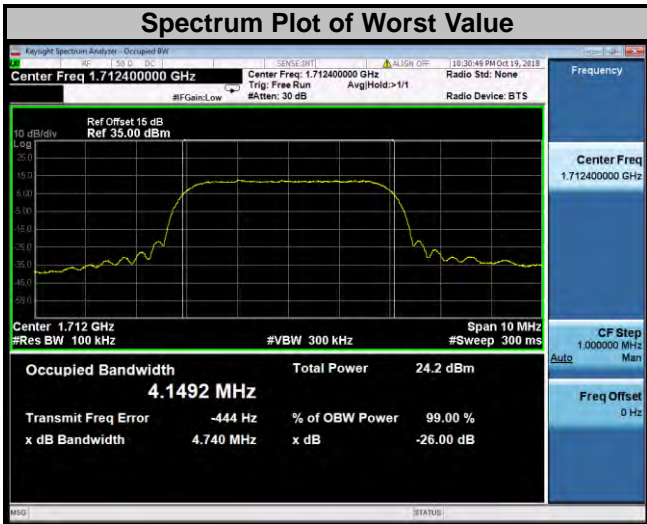
Channel Bandwidth: 15 MHz					Channel Bandwidth: 20 MHz				
Channel	Frequency (MHz)	99 % Occupied Bandwidth (MHz)			Channel	Frequency (MHz)	99 % Occupied Bandwidth (MHz)		
		QPSK	16QAM	64QAM			QPSK	16QAM	64QAM
133197	670.5	13.441	13.431	13.424	133222	673	17.923	17.925	17.927
133297	680.5	13.443	13.442	13.433	133297	680.5	17.918	17.942	17.934
133397	690.5	13.454	13.450	13.447	133372	688	17.927	17.947	17.938

Spectrum Plot of Worst Value

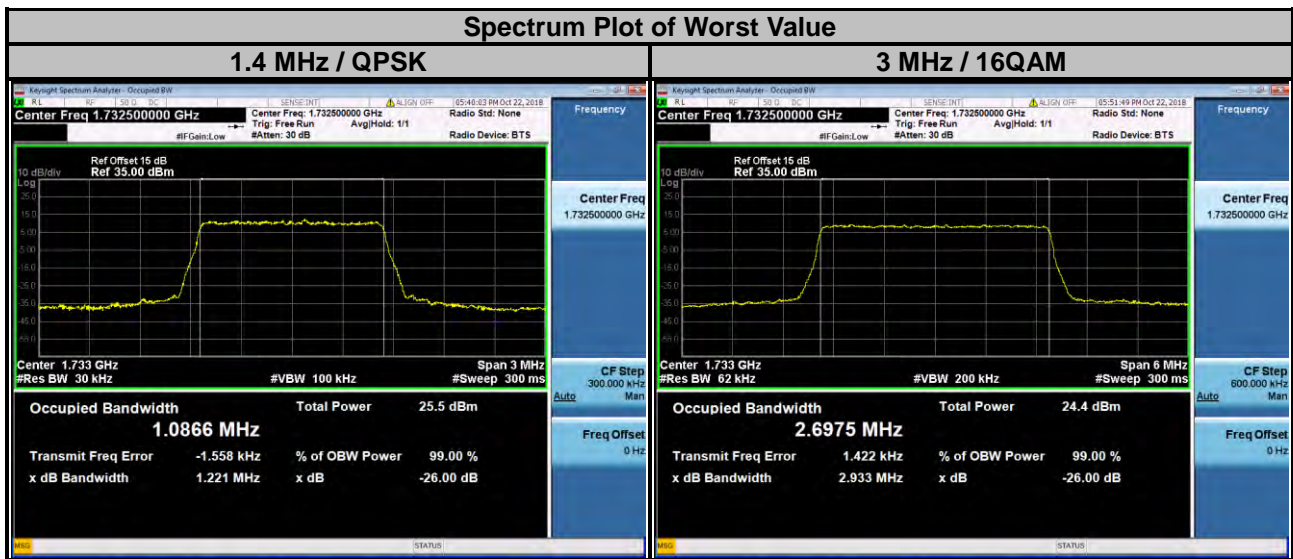


<26 dB Bandwidth>

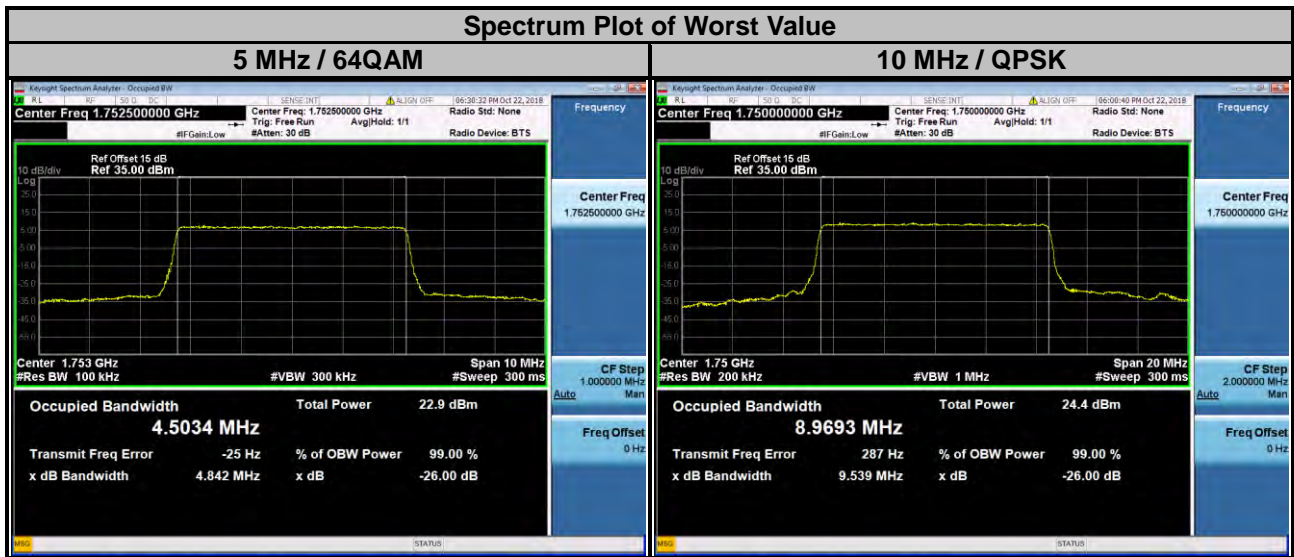
WCDMA		
Channel	Frequency (MHz)	26 dB Bandwidth (MHz)
1312	1712.4	4.740
1413	1732.6	4.734
1513	1752.6	4.726



LTE Band 4									
Channel Bandwidth: 1.4 MHz					Channel Bandwidth: 3 MHz				
Channel	Frequency (MHz)	26 dB Bandwidth (MHz)			Channel	Frequency (MHz)	26 dB Bandwidth (MHz)		
		QPSK	16QAM	64QAM			QPSK	16QAM	64QAM
19957	1710.7	1.220	1.212	1.215	19965	1711.5	2.921	2.928	2.902
20175	1732.5	1.221	1.219	1.214	20175	1732.5	2.931	2.933	2.912
20393	1754.3	1.218	1.211	1.218	20385	1753.5	2.929	2.929	2.913



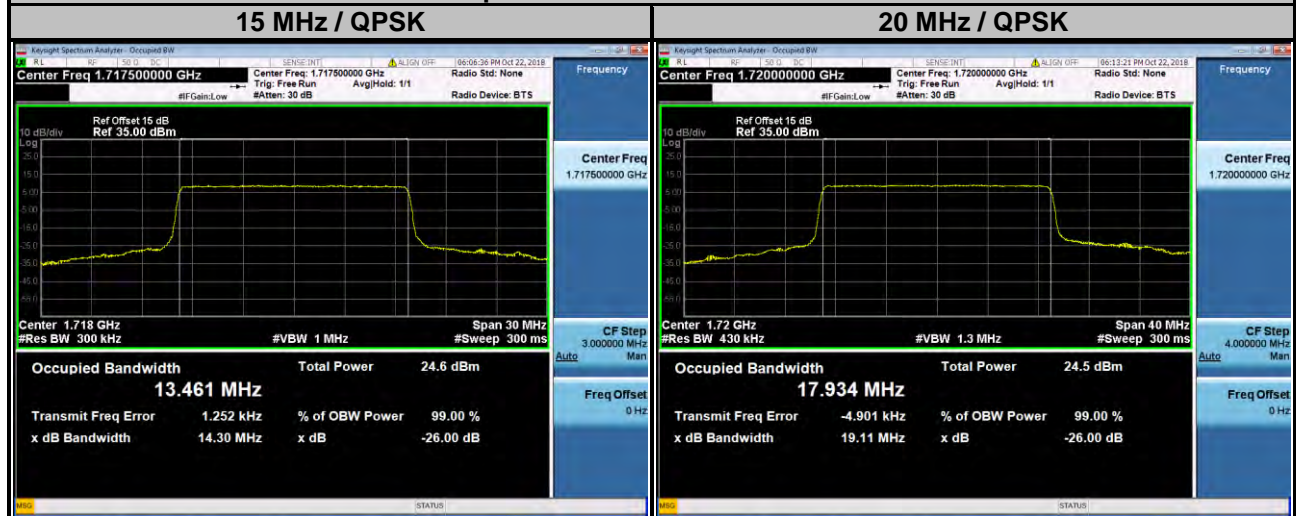
LTE Band 4									
Channel Bandwidth: 5 MHz					Channel Bandwidth: 10 MHz				
Channel	Frequency (MHz)	26 dB Bandwidth (MHz)			Channel	Frequency (MHz)	26 dB Bandwidth (MHz)		
		QPSK	16QAM	64QAM			QPSK	16QAM	64QAM
19975	1712.5	4.817	4.809	4.817	20000	1715.0	9.532	9.514	9.533
20175	1732.5	4.809	4.804	4.840	20175	1732.5	9.529	9.524	9.514
20375	1752.5	4.815	4.800	4.842	20350	1750.0	9.539	9.513	9.532



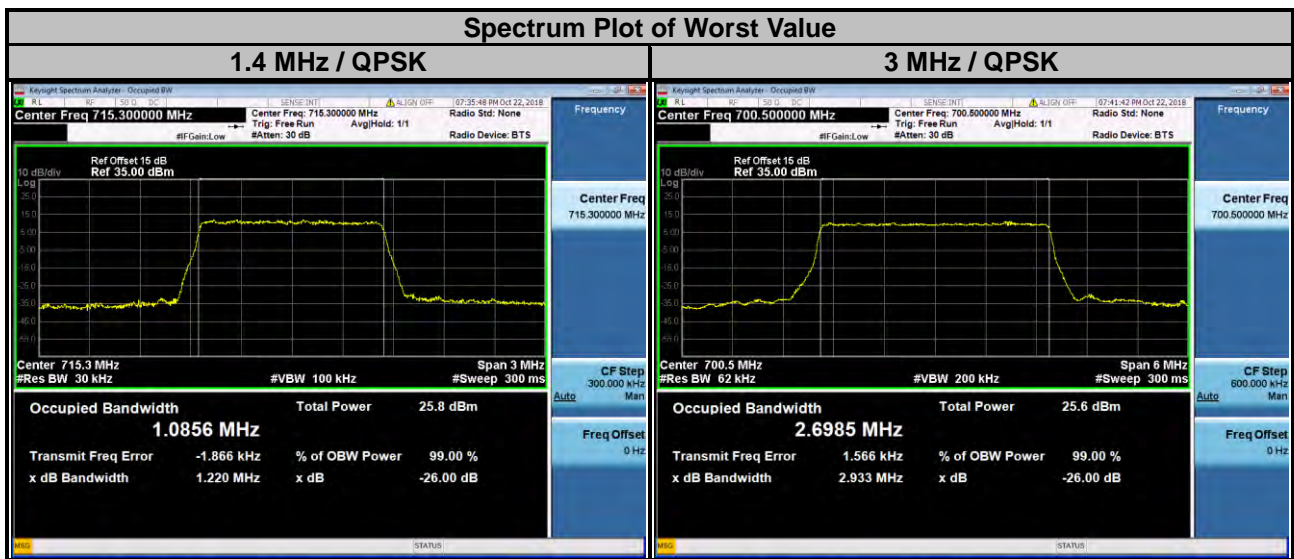
LTE Band 4

Channel Bandwidth: 15 MHz					Channel Bandwidth: 20 MHz				
Channel	Frequency (MHz)	26 dB Bandwidth (MHz)			Channel	Frequency (MHz)	26 dB Bandwidth (MHz)		
		QPSK	16QAM	64QAM			QPSK	16QAM	64QAM
20025	1717.5	14.30	14.26	14.27	20050	1720.0	19.11	19.05	19.06
20175	1732.5	14.27	14.25	14.25	20175	1732.5	19.05	19.04	19.04
20325	1747.5	14.28	14.26	14.24	20300	1745.0	19.07	19.02	19.04

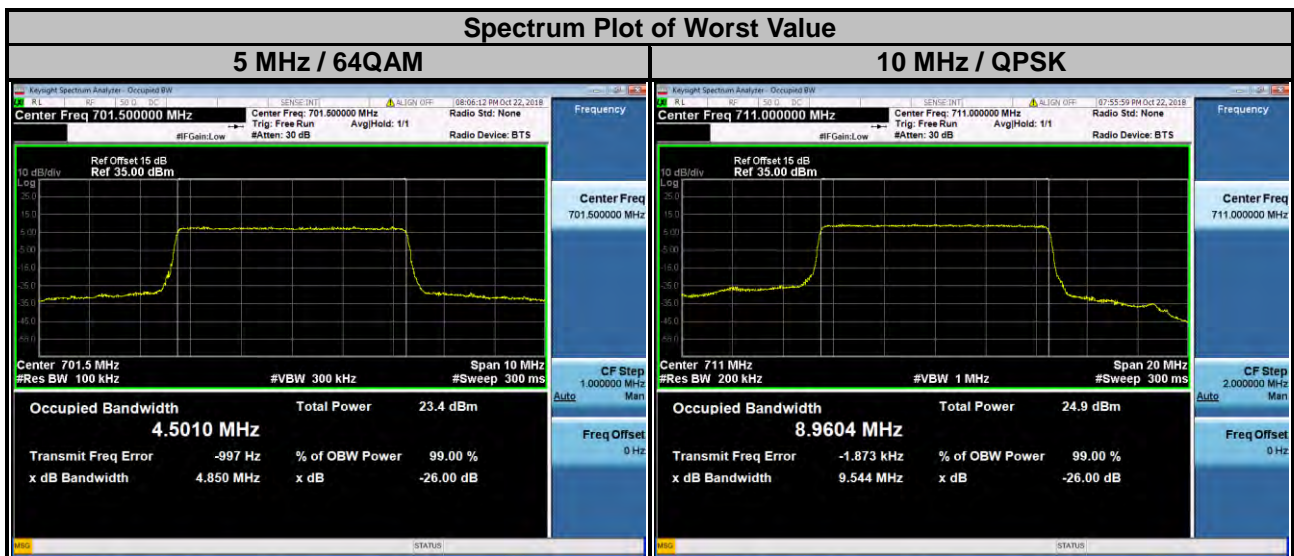
Spectrum Plot of Worst Value



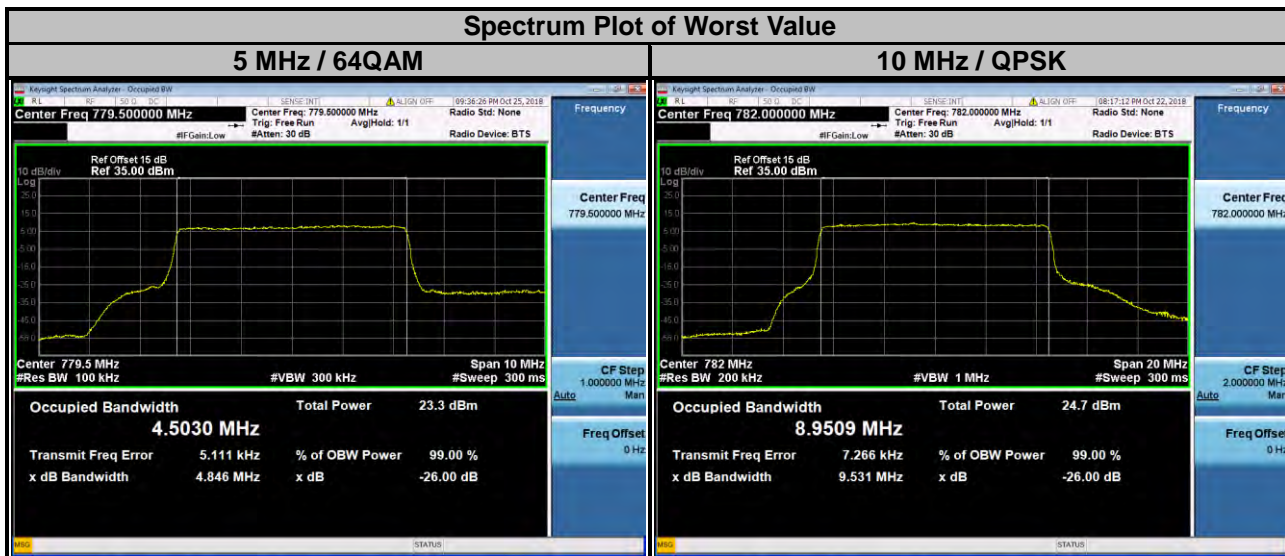
LTE Band 12									
Channel Bandwidth: 1.4 MHz					Channel Bandwidth: 3 MHz				
Channel	Frequency (MHz)	26 dB Bandwidth (MHz)			Channel	Frequency (MHz)	26 dB Bandwidth (MHz)		
		QPSK	16QAM	64QAM			QPSK	16QAM	64QAM
23017	699.7	1.217	1.217	1.215	23025	700.5	2.933	2.920	2.905
23095	707.5	1.216	1.210	1.216	23095	707.5	2.925	2.932	2.904
23173	715.3	1.220	1.211	1.216	23165	714.5	2.931	2.922	2.900



LTE Band 12									
Channel Bandwidth: 5 MHz					Channel Bandwidth: 10 MHz				
Channel	Frequency (MHz)	26 dB Bandwidth (MHz)			Channel	Frequency (MHz)	26 dB Bandwidth (MHz)		
		QPSK	16QAM	64QAM			QPSK	16QAM	64QAM
23035	701.5	4.822	4.812	4.850	23060	704.0	9.519	9.519	9.532
23095	707.5	4.816	4.797	4.829	23095	707.5	9.534	9.521	9.523
23155	713.5	4.814	4.805	4.828	23130	711.0	9.544	9.510	9.537



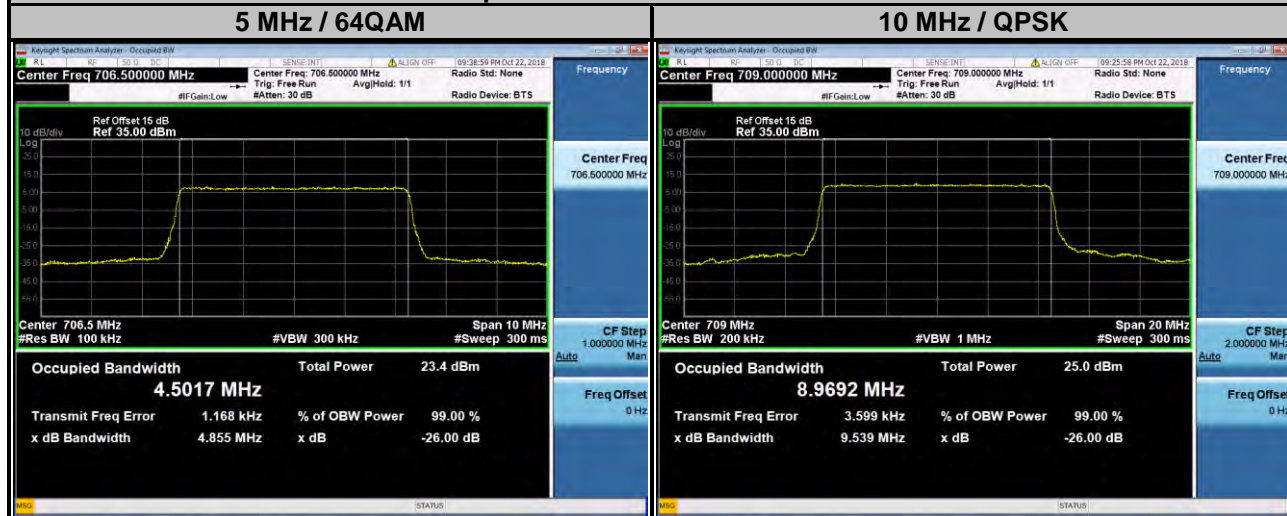
LTE Band 13									
Channel Bandwidth: 5 MHz					Channel Bandwidth: 10 MHz				
Channel	Frequency (MHz)	26 dB Bandwidth (MHz)			Channel	Frequency (MHz)	26 dB Bandwidth (MHz)		
		QPSK	16QAM	64QAM			QPSK	16QAM	64QAM
23205	779.5	4.824	4.796	4.846	23230	782.0	9.531	9.515	9.510
23230	782.0	4.818	4.800	4.830					
23255	784.5	4.827	4.809	4.844					



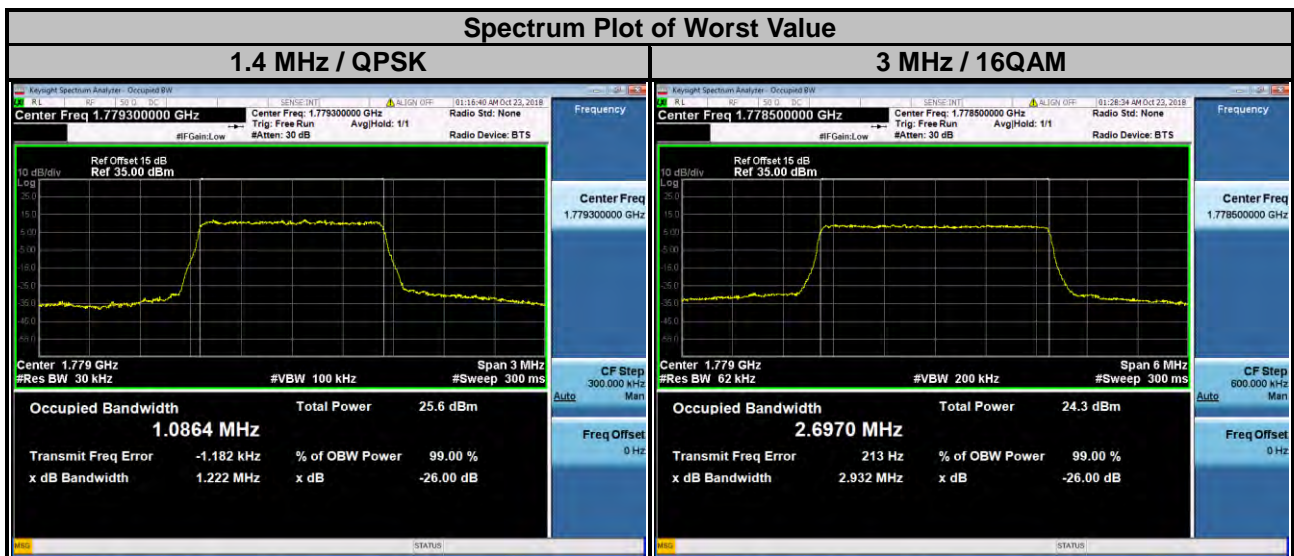
LTE Band 17

Channel Bandwidth: 5 MHz					Channel Bandwidth: 10 MHz				
Channel	Frequency (MHz)	26 dB Bandwidth (MHz)			Channel	Frequency (MHz)	26 dB Bandwidth (MHz)		
		QPSK	16QAM	64QAM			QPSK	16QAM	64QAM
23755	706.5	4.827	4.804	4.855	23780	709.0	9.539	9.512	9.417
23790	710.0	4.818	4.802	4.833	23790	710.0	9.536	9.519	9.522
23825	713.5	4.816	4.808	4.830	23800	711.0	9.516	9.524	9.528

Spectrum Plot of Worst Value



LTE Band 66									
Channel Bandwidth: 1.4 MHz					Channel Bandwidth: 3 MHz				
Channel	Frequency (MHz)	26 dB Bandwidth (MHz)			Channel	Frequency (MHz)	26 dB Bandwidth (MHz)		
		QPSK	16QAM	64QAM			QPSK	16QAM	64QAM
131979	1710.7	1.214	1.216	1.213	131987	1711.5	2.927	2.926	2.912
132322	1745.0	1.215	1.215	1.212	132322	1745.0	2.931	2.927	2.903
132665	1779.3	1.222	1.213	1.215	132657	1778.5	2.930	2.932	2.916



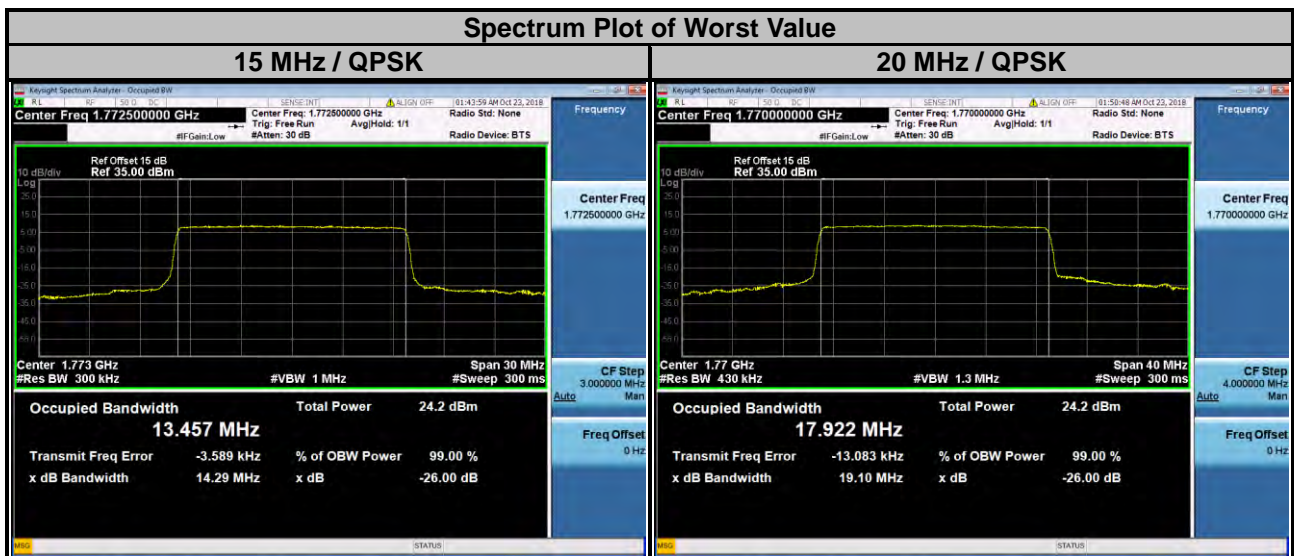
LTE Band 66

Channel Bandwidth: 5 MHz					Channel Bandwidth: 10 MHz				
Channel	Frequency (MHz)	26 dB Bandwidth (MHz)			Channel	Frequency (MHz)	26 dB Bandwidth (MHz)		
		QPSK	16QAM	64QAM			QPSK	16QAM	64QAM
131997	1712.5	4.821	4.807	4.830	132022	1715.0	9.530	9.522	9.534
132322	1745.0	4.810	4.802	4.845	132322	1745.0	9.533	9.508	9.533
132647	1777.5	4.810	4.798	4.831	132622	1775.0	9.526	9.509	9.540

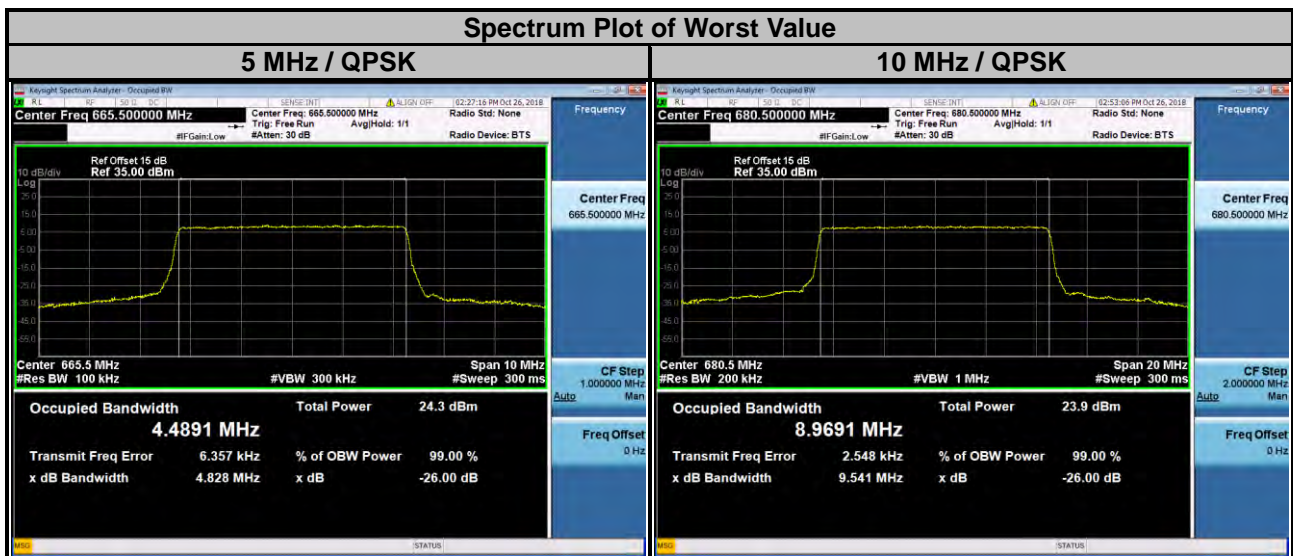
Spectrum Plot of Worst Value



LTE Band 66									
Channel Bandwidth: 15 MHz					Channel Bandwidth: 20 MHz				
Channel	Frequency (MHz)	26 dB Bandwidth (MHz)			Channel	Frequency (MHz)	26 dB Bandwidth (MHz)		
		QPSK	16QAM	64QAM			QPSK	16QAM	64QAM
132047	1717.5	14.28	14.26	14.26	132072	1720.0	19.09	19.06	19.04
132322	1745.0	14.27	14.23	14.24	132322	1745.0	19.06	19.04	19.03
132597	1772.5	14.29	14.25	14.25	132572	1770.0	19.10	19.04	19.06



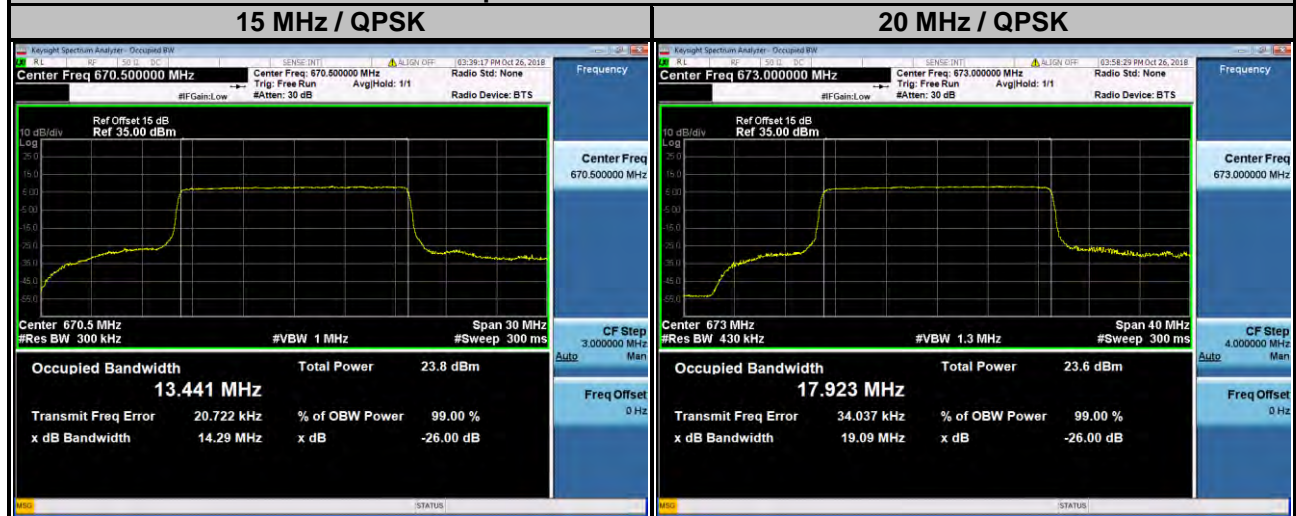
LTE Band 71									
Channel Bandwidth: 5 MHz					Channel Bandwidth: 10 MHz				
Channel	Frequency (MHz)	26 dB Bandwidth (MHz)			Channel	Frequency (MHz)	26 dB Bandwidth (MHz)		
		QPSK	16QAM	64QAM			QPSK	16QAM	64QAM
133147	665.5	4.828	4.792	4.808	133172	668	9.527	9.505	9.519
133297	680.5	4.815	4.808	4.796	133297	680.5	9.541	9.507	9.527
133447	695.5	4.808	4.815	4.813	133422	693	9.538	9.523	9.509



LTE Band 71

Channel Bandwidth: 15 MHz					Channel Bandwidth: 20 MHz				
Channel	Frequency (MHz)	26 dB Bandwidth (MHz)			Channel	Frequency (MHz)	26 dB Bandwidth (MHz)		
		QPSK	16QAM	64QAM			QPSK	16QAM	64QAM
133197	670.5	14.29	14.26	14.24	133222	673	19.09	19.03	19.02
133297	680.5	14.26	14.24	14.25	133297	680.5	19.09	19.03	19.03
133397	690.5	14.26	14.22	14.27	133372	688	19.05	19.02	19.02

Spectrum Plot of Worst Value



4.5 Band Edge Measurement

4.5.1 Limits of Band Edge Measurement

For operations in the 698-787 MHz band, the power of any emission outside a licensee's frequency band(s) of operation shall be attenuated below the transmitter power (P) within the licensed band(s) of operation, measured in watts, by at least $43 + 10 \log (P)$ dB. Compliance with this provision is based on the use of measurement instrumentation employing a resolution bandwidth of 100 kilohertz or greater.

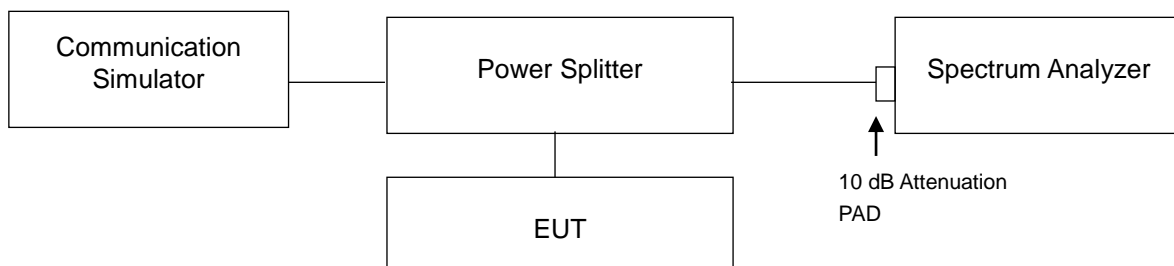
However, in the 100 kilohertz bands immediately outside and adjacent to a licensee's frequency block, a resolution bandwidth of at least 30 kHz may be employed.

For operations in the 746-758 MHz band and the 776-788 MHz band, the power of any emission outside a licensee's frequency band(s) of operation shall be attenuated below the transmitter power (P) within the licensed band(s) of operation, measured in watts, by at least $43 + 10 \log (P)$ dB.

On all frequencies between 763-775 MHz and 793-805 MHz, by a factor no less than $65 + 10 \log (P)$ dB in a 6.25 kHz band segment, for mobile and portable stations.

For operations in the 1710–1755 MHz bands, the power of any emission outside a licensee's frequency block shall be attenuated below the transmitter power (P) by at least $43 + 10 \log (P)$ dB.

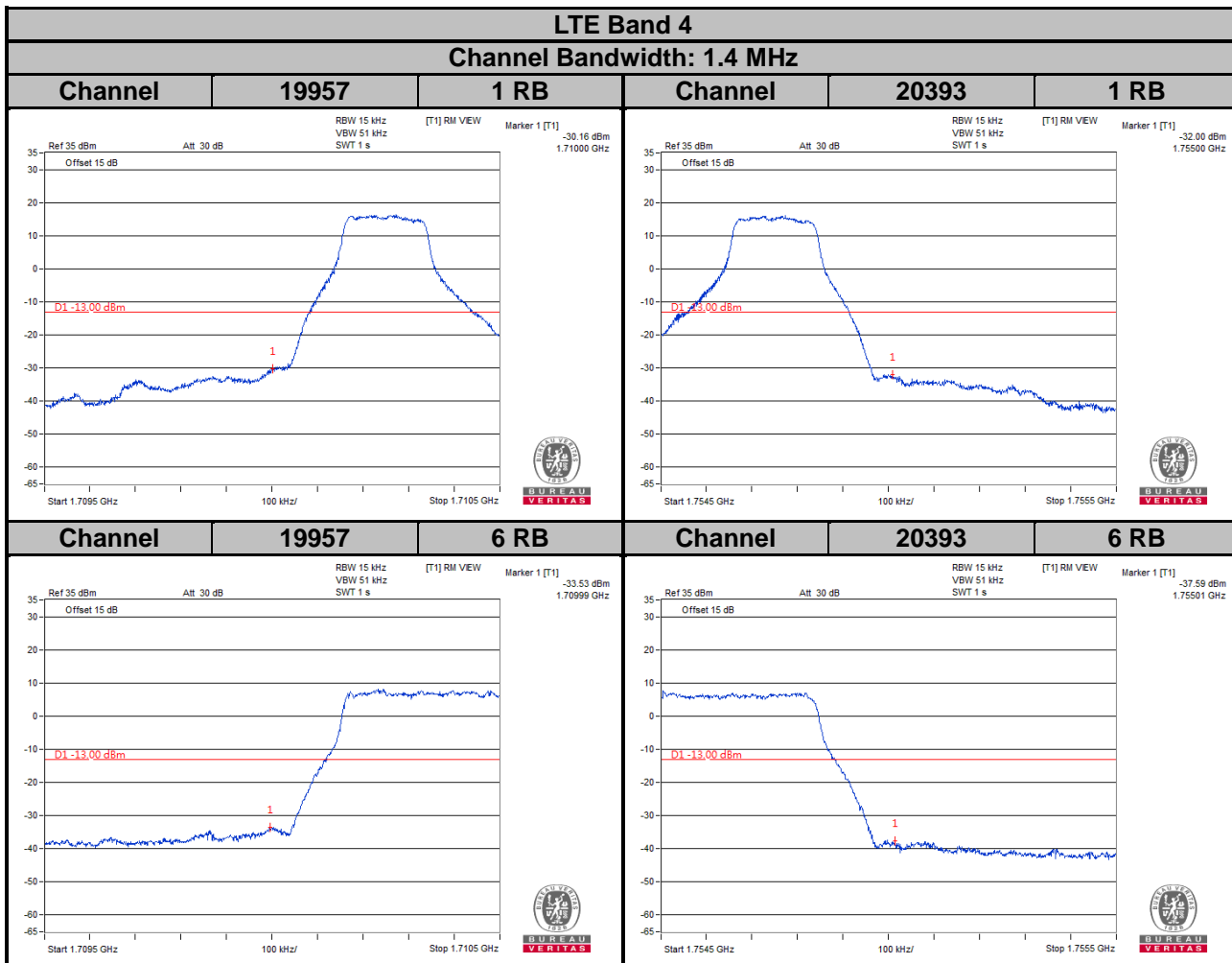
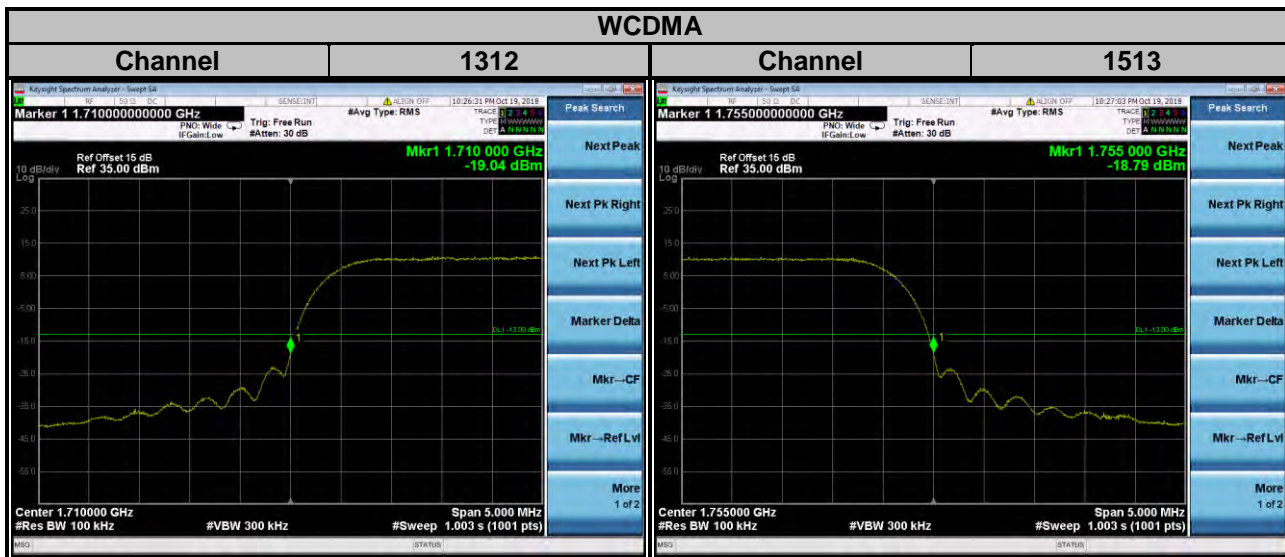
4.5.2 Test Setup



4.5.3 Test Procedures

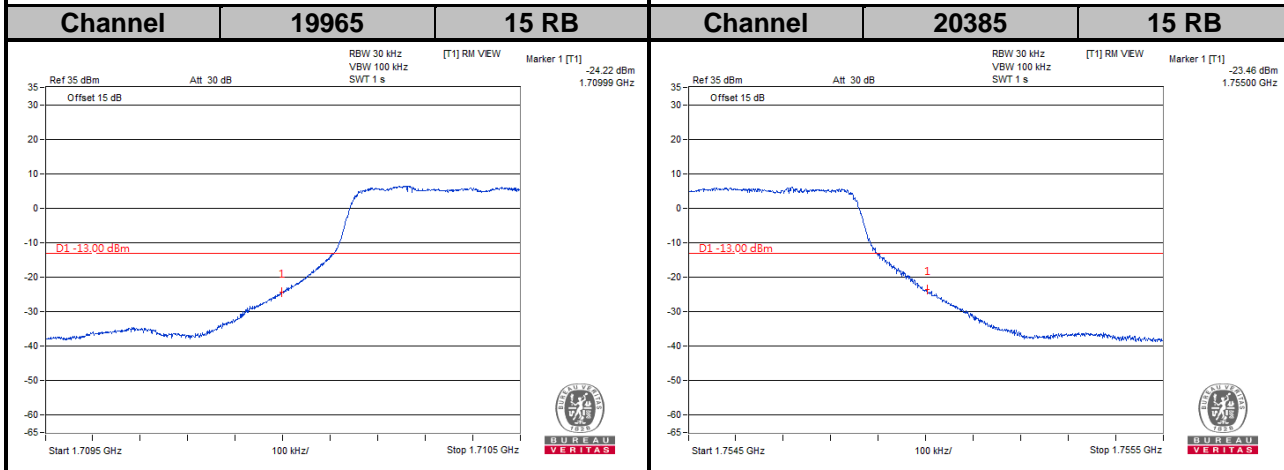
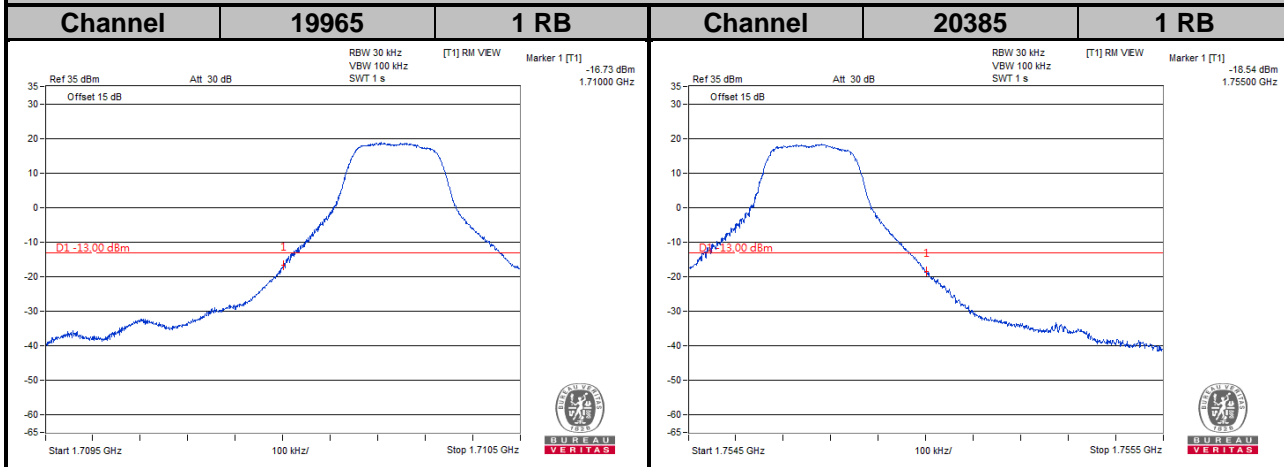
- a. All measurements were done at low and high operational frequency range.
- b. The center frequency of spectrum is the band edge frequency and span is 5 MHz. RB of the spectrum is 100 kHz and VB of the spectrum is 300 kHz (WCDMA).
- c. The center frequency of spectrum is the band edge frequency and span is 1 MHz. RB of the spectrum is 15 kHz and VB of the spectrum is 51 kHz (LTE Bandwidth 1.4 MHz).
- d. The center frequency of spectrum is the band edge frequency and span is 1 MHz. RB of the spectrum is 30 kHz and VB of the spectrum is 100 kHz (LTE Bandwidth 3 MHz).
- e. The center frequency of spectrum is the band edge frequency and span is 1 MHz. RB of the spectrum is 62 kHz and VB of the spectrum is 200 kHz (LTE Bandwidth 5 MHz).
- f. The center frequency of spectrum is the band edge frequency and span is 1 MHz. RB of the spectrum is 100 kHz and VB of the spectrum is 300 kHz (LTE Bandwidth 10 MHz).
- g. The center frequency of spectrum is the band edge frequency and span is 1 MHz. RB of the spectrum is 150 kHz and VB of the spectrum is 470 kHz (LTE Bandwidth 15 MHz).
- h. The center frequency of spectrum is the band edge frequency and span is 1 MHz. RB of the spectrum is 200 kHz and VB of the spectrum is 1 MHz (LTE Bandwidth 20 MHz).
- i. Record the max. trace plot into the test report.

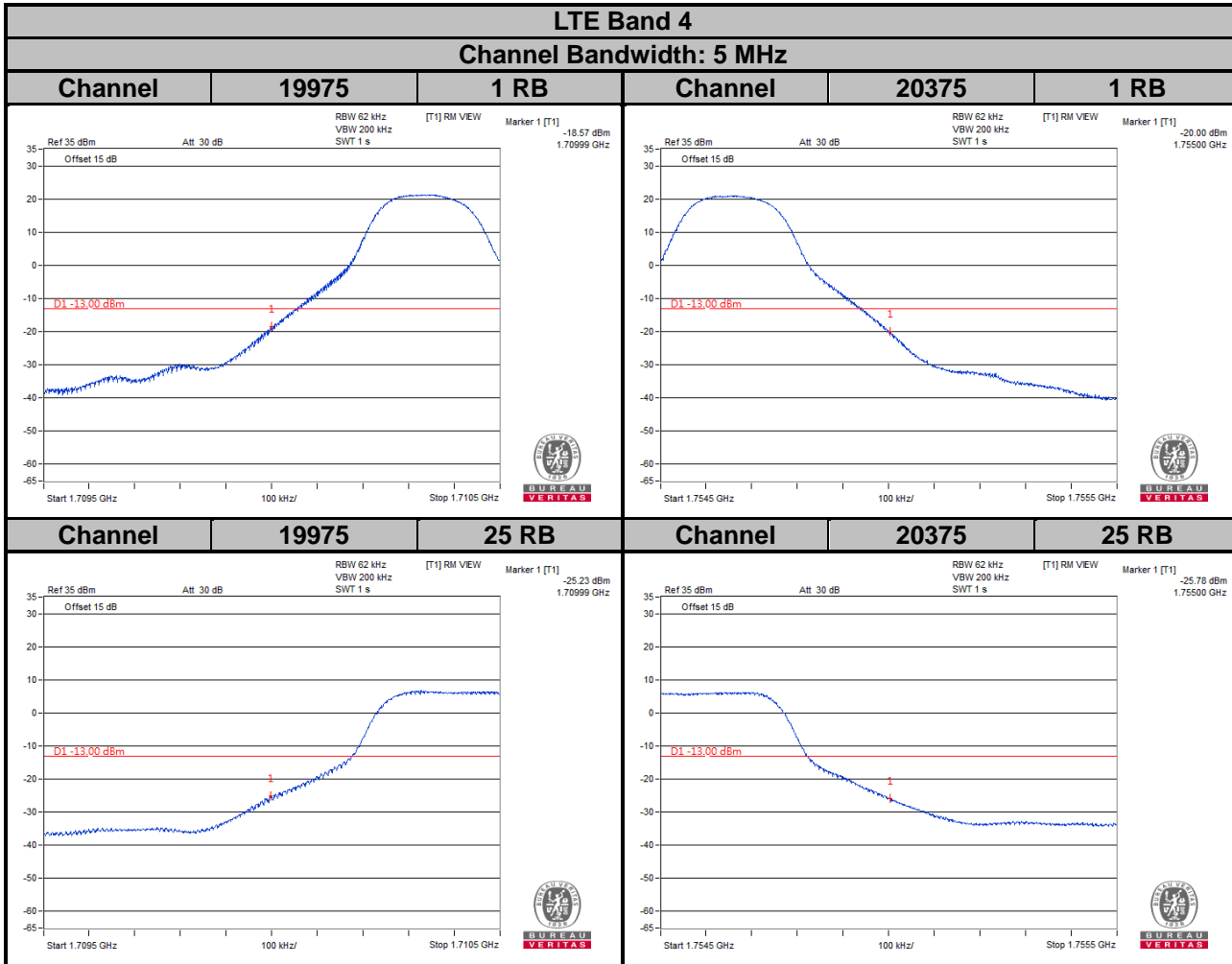
4.5.4 Test Results



LTE Band 4

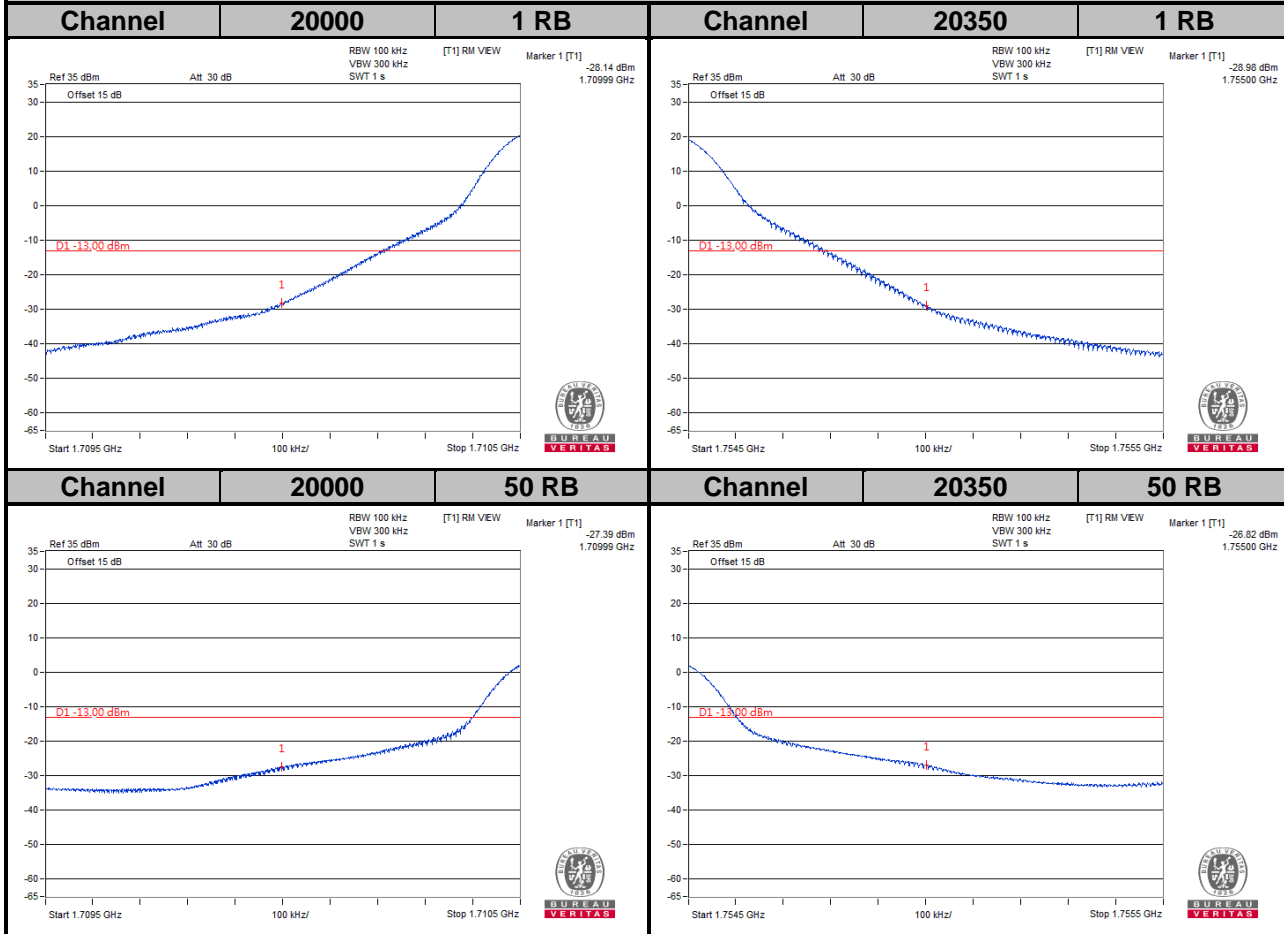
Channel Bandwidth: 3 MHz

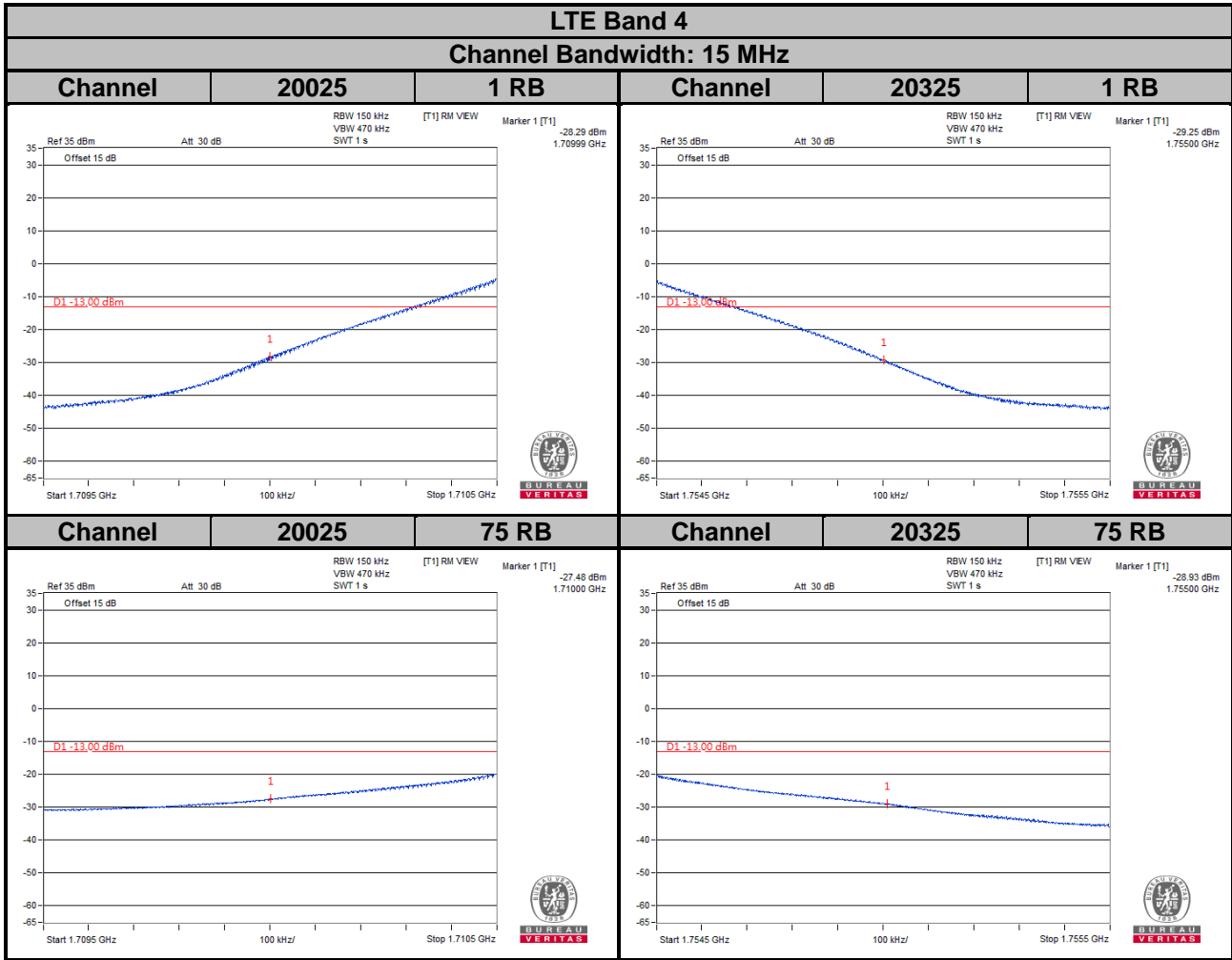




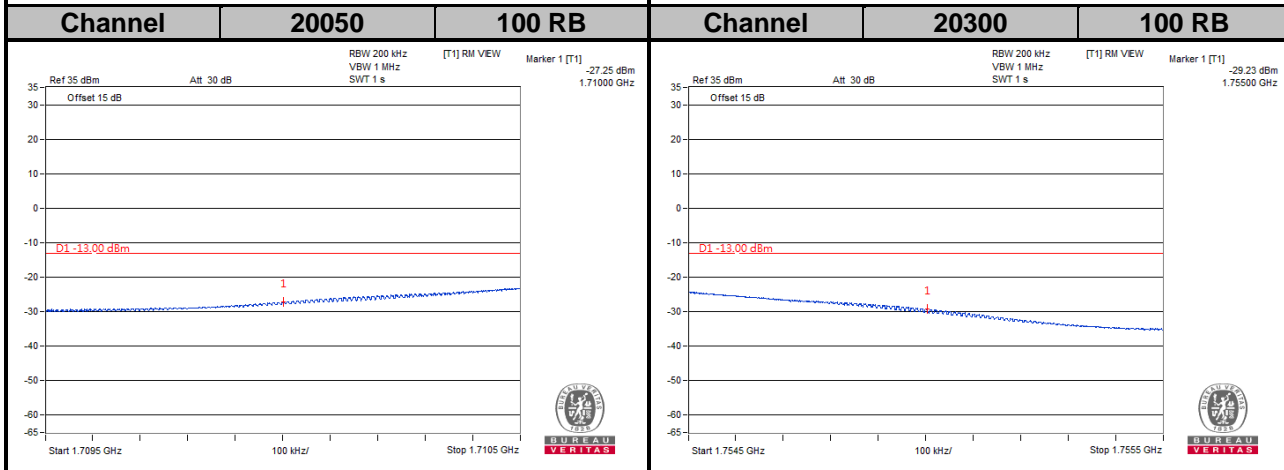
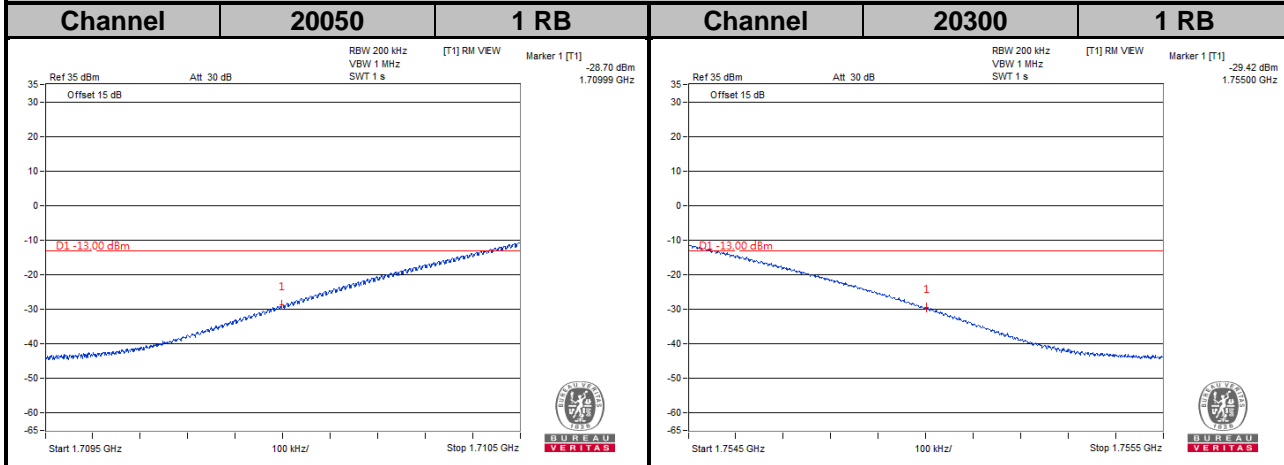
LTE Band 4

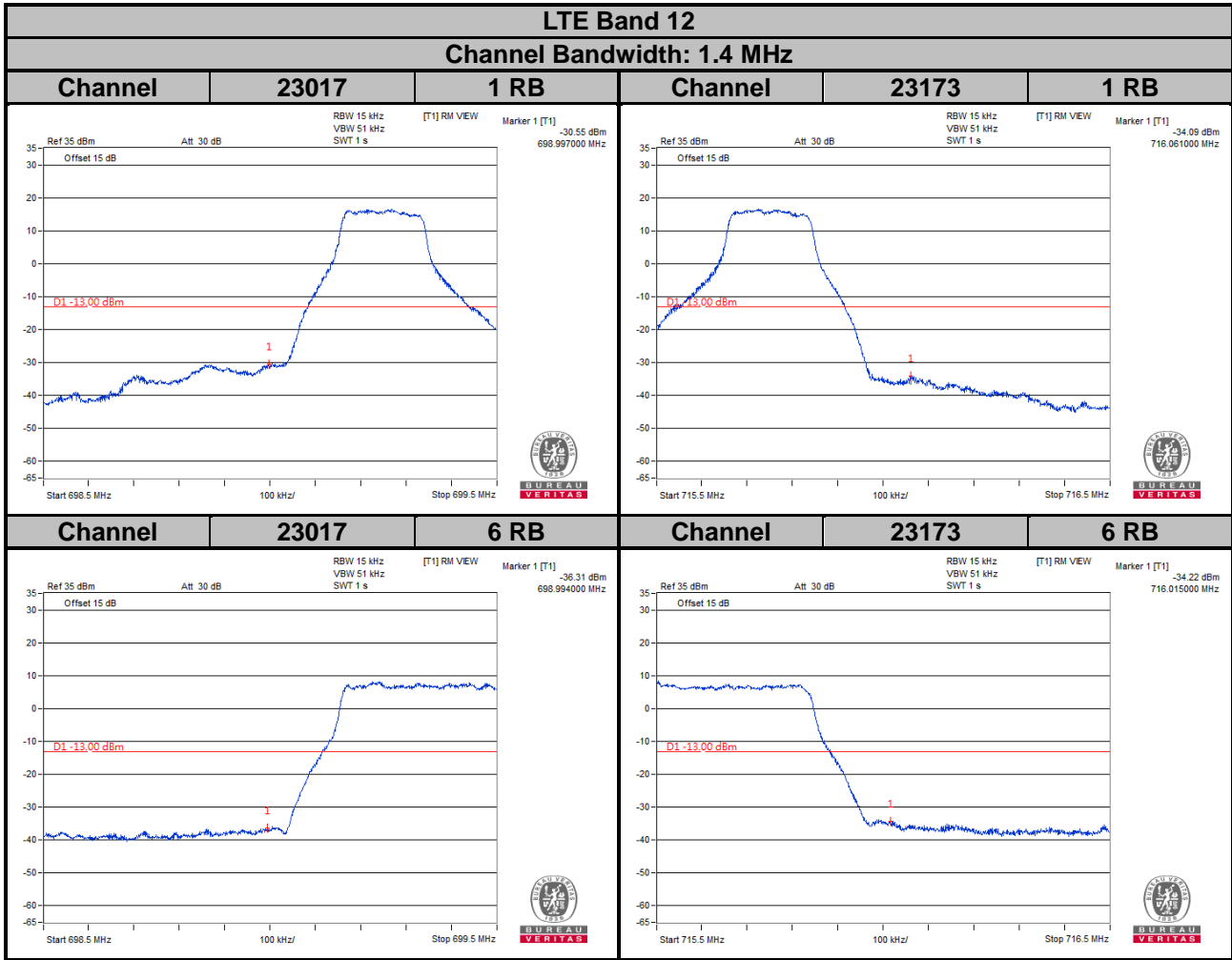
Channel Bandwidth: 10 MHz



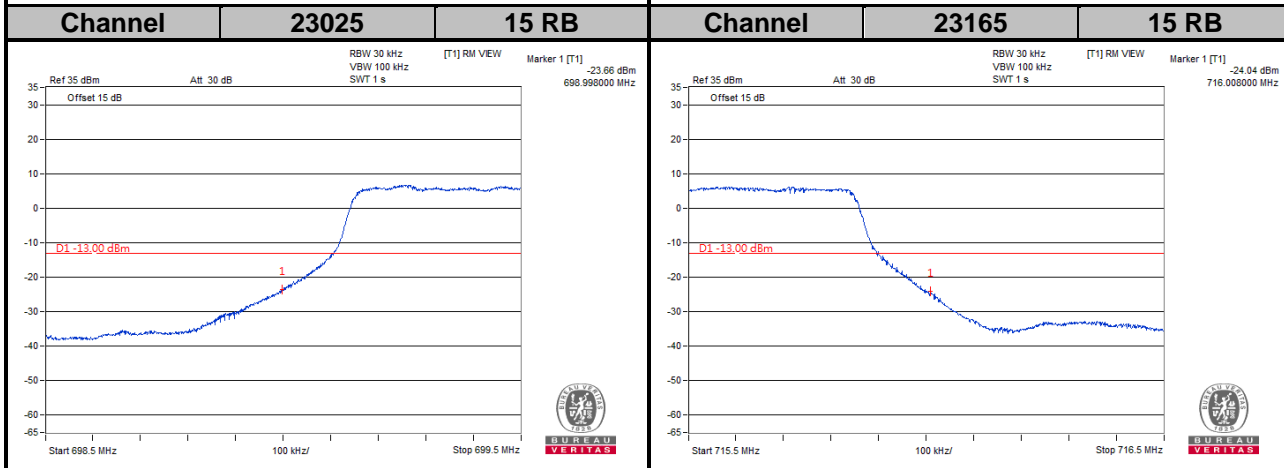
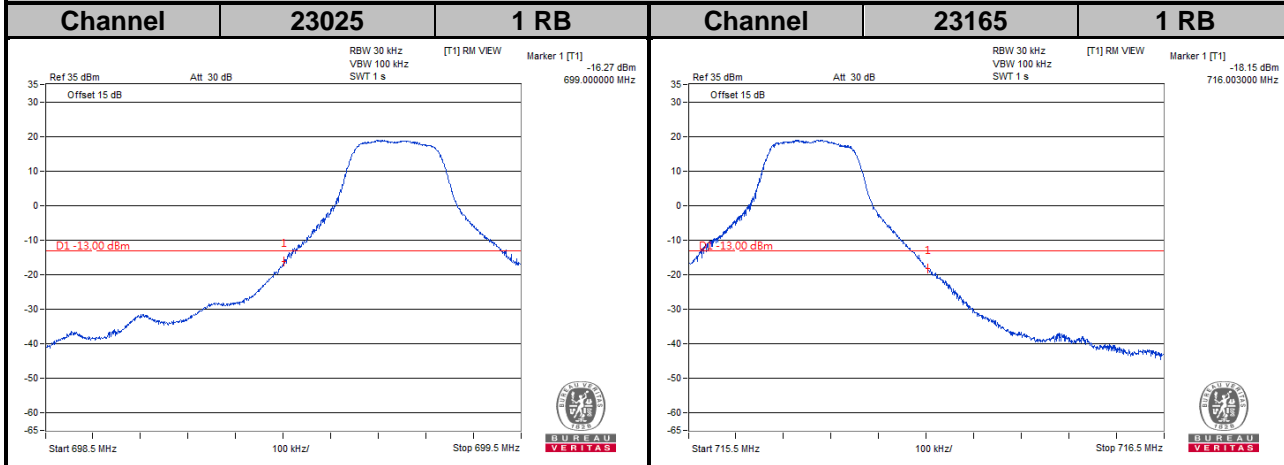


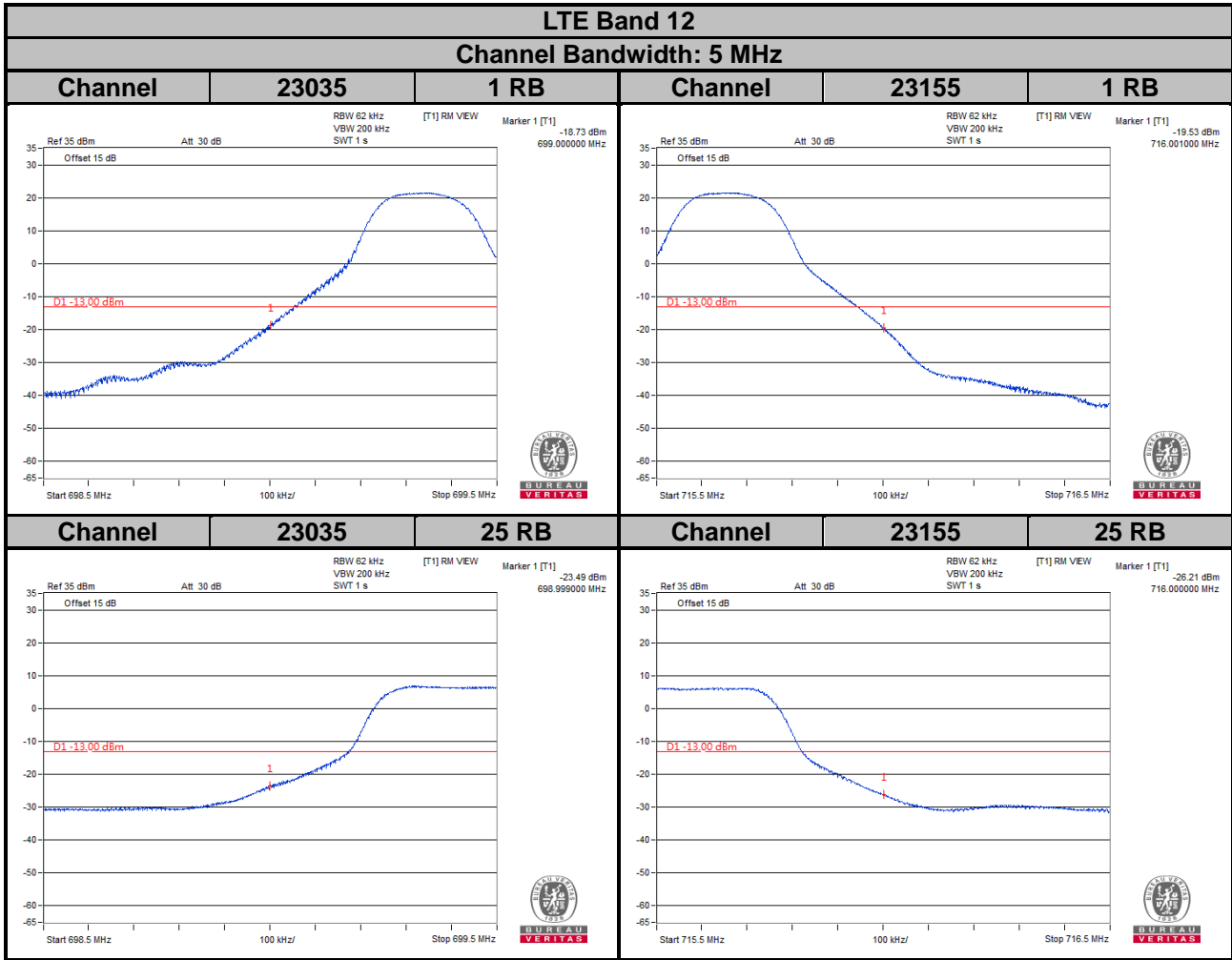
LTE Band 4
Channel Bandwidth: 20 MHz

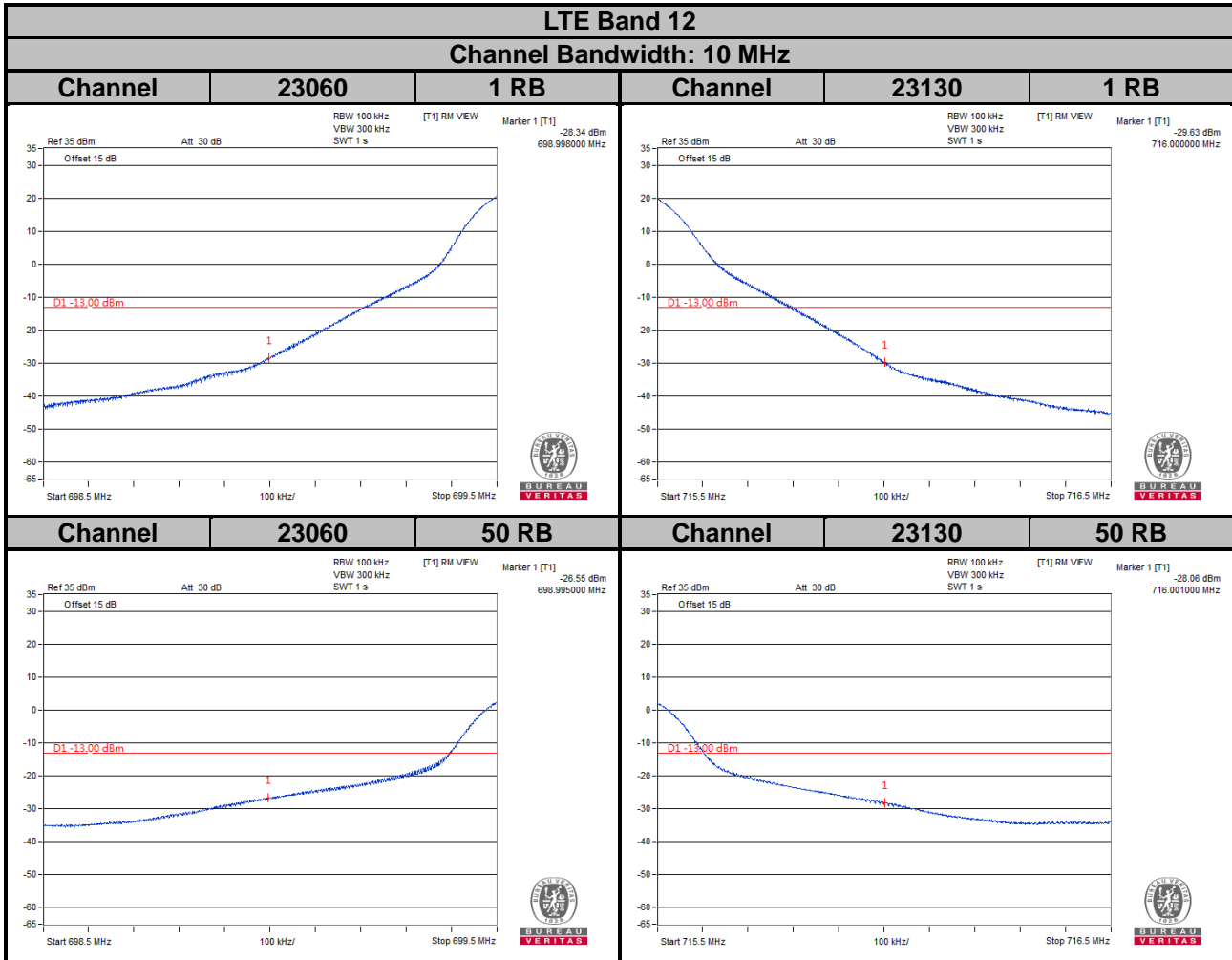




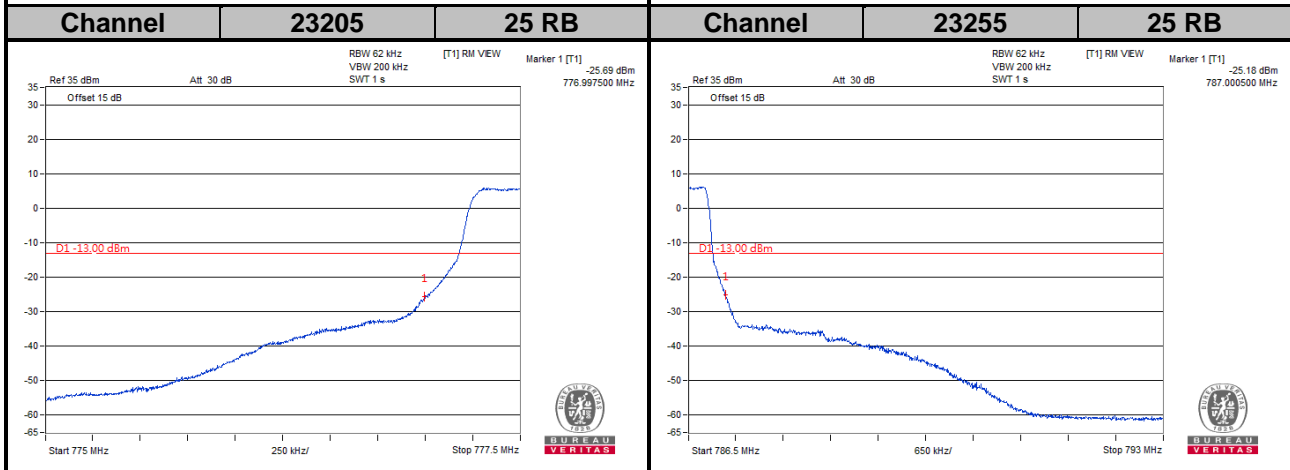
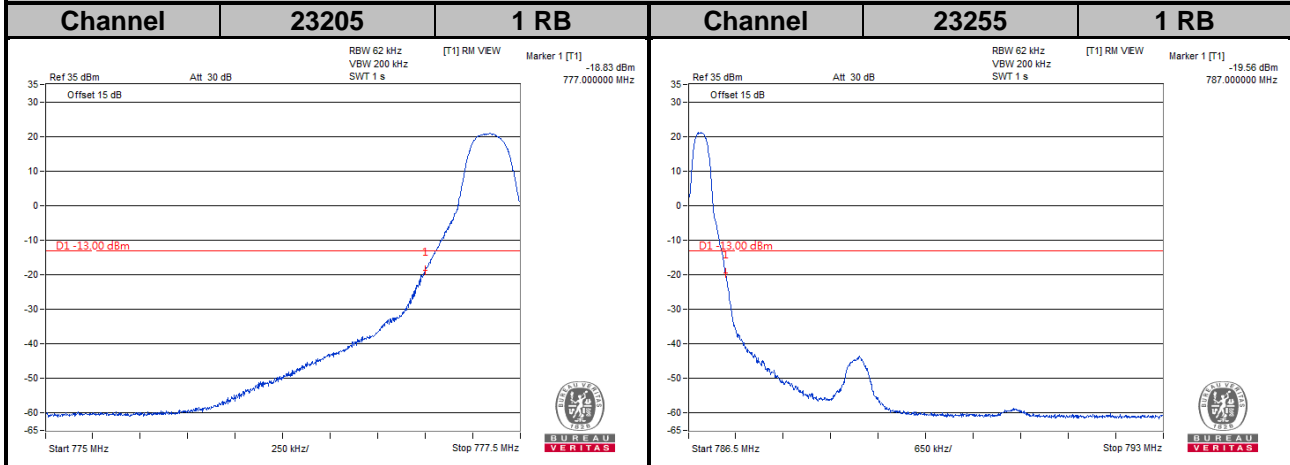
LTE Band 12
Channel Bandwidth: 3 MHz





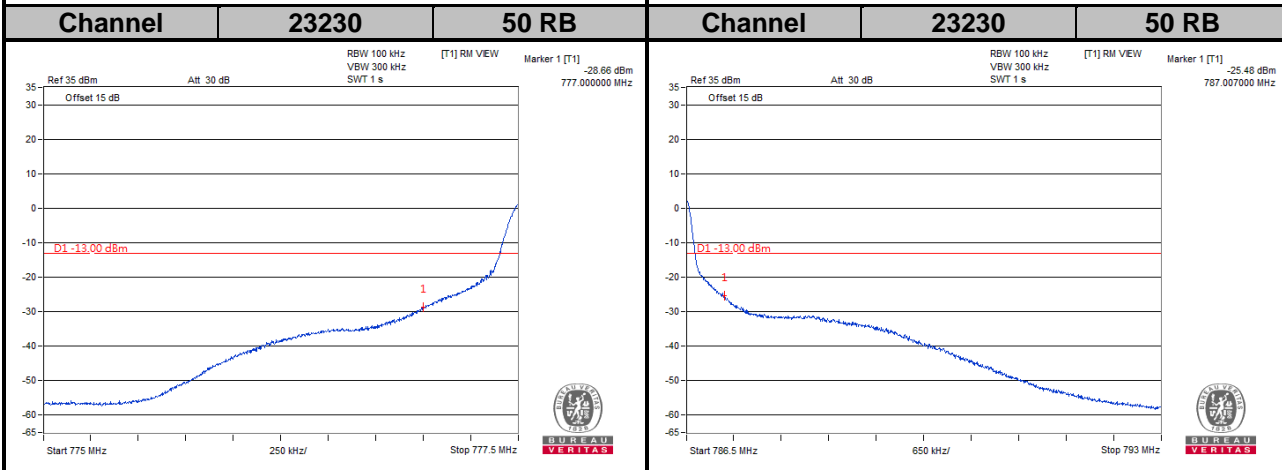
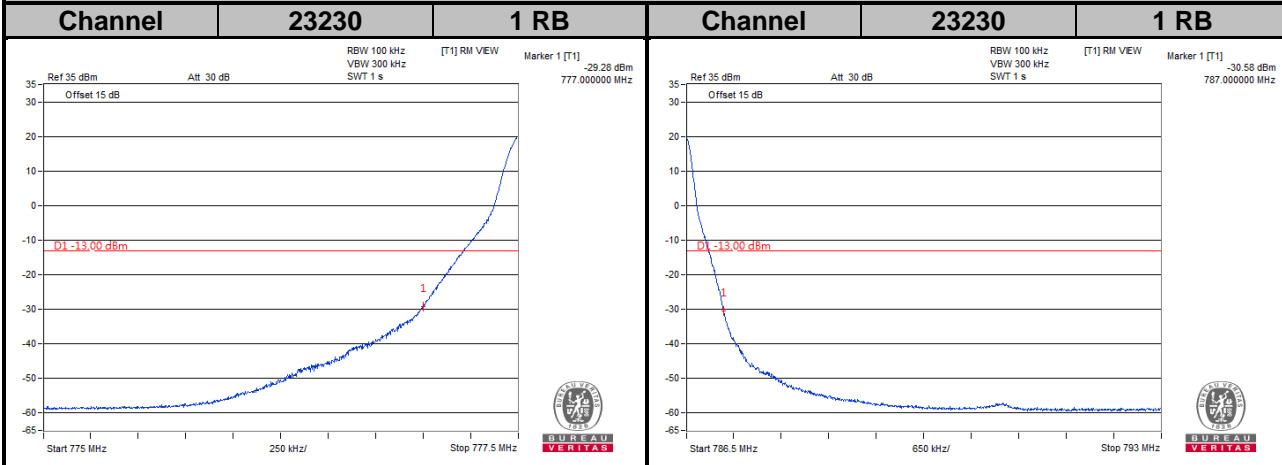


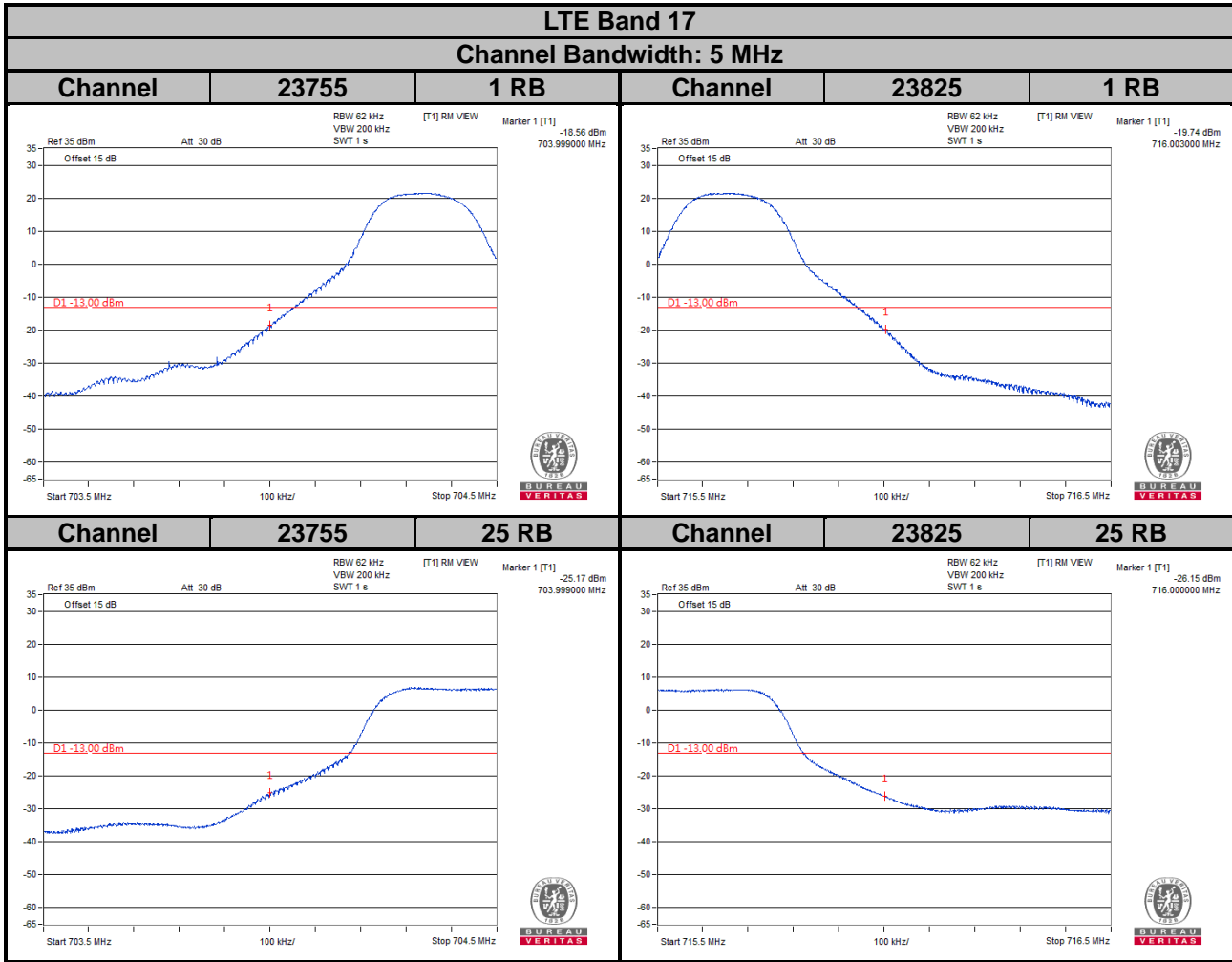
LTE Band 13
Channel Bandwidth: 5 MHz

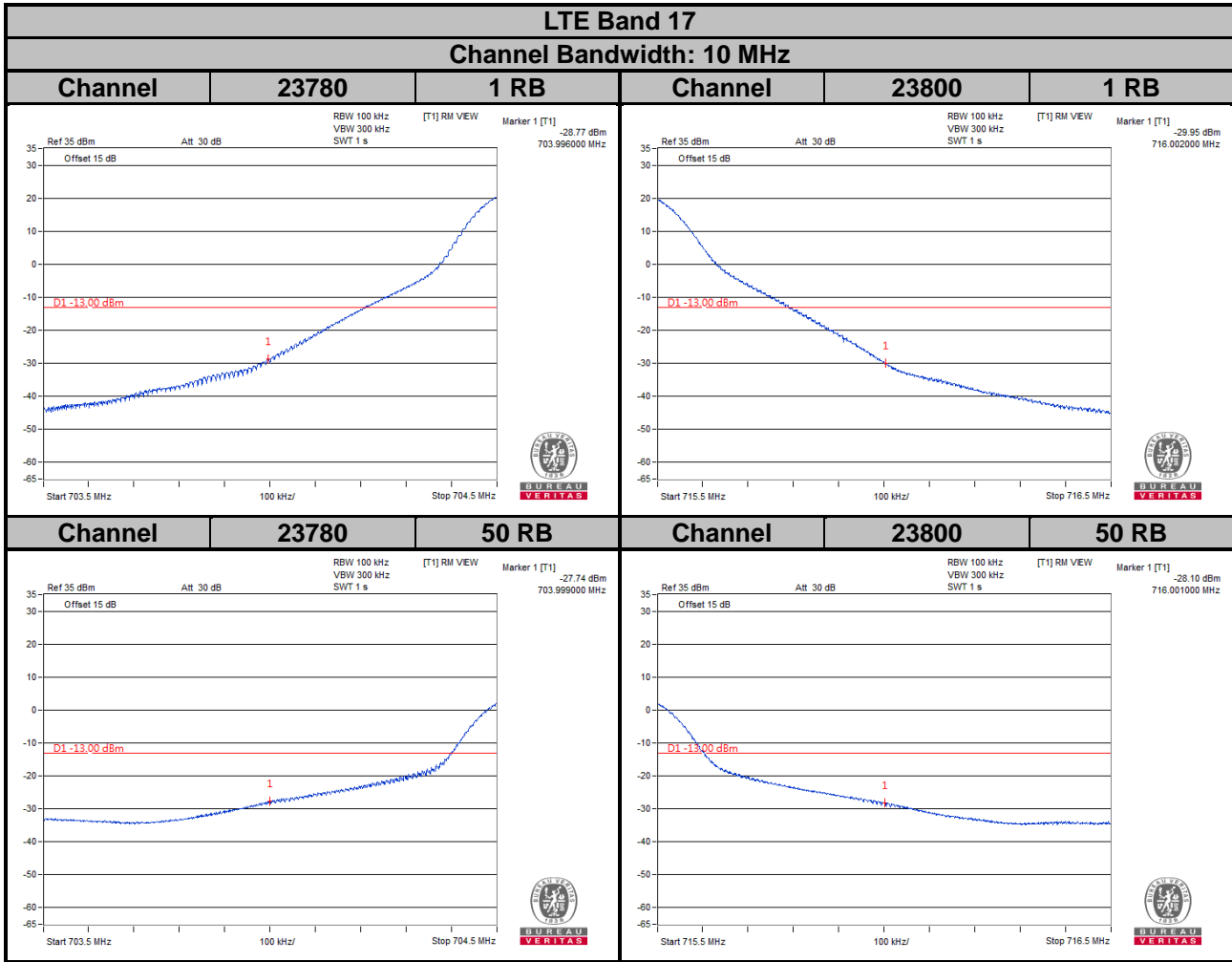


LTE Band 13

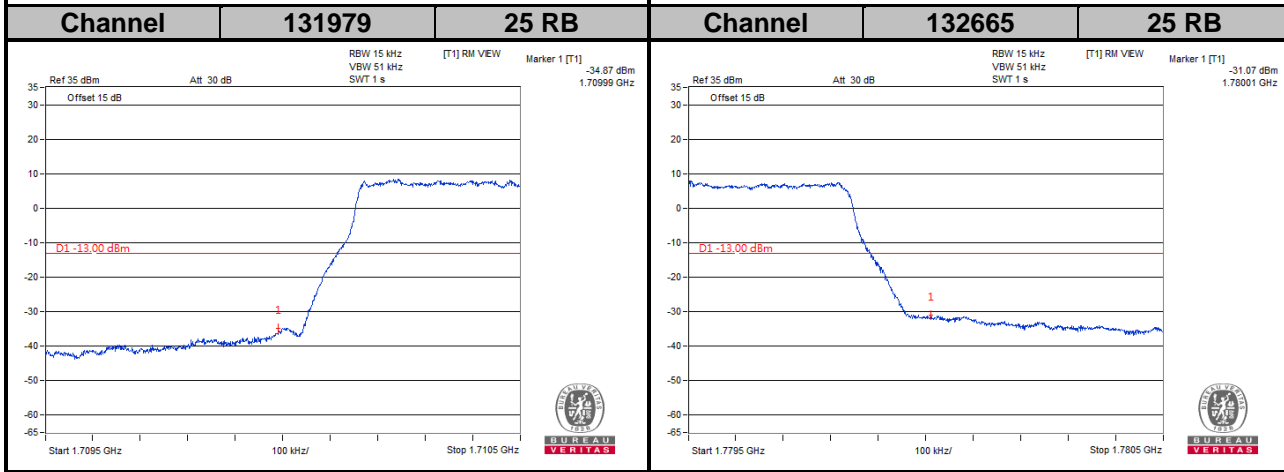
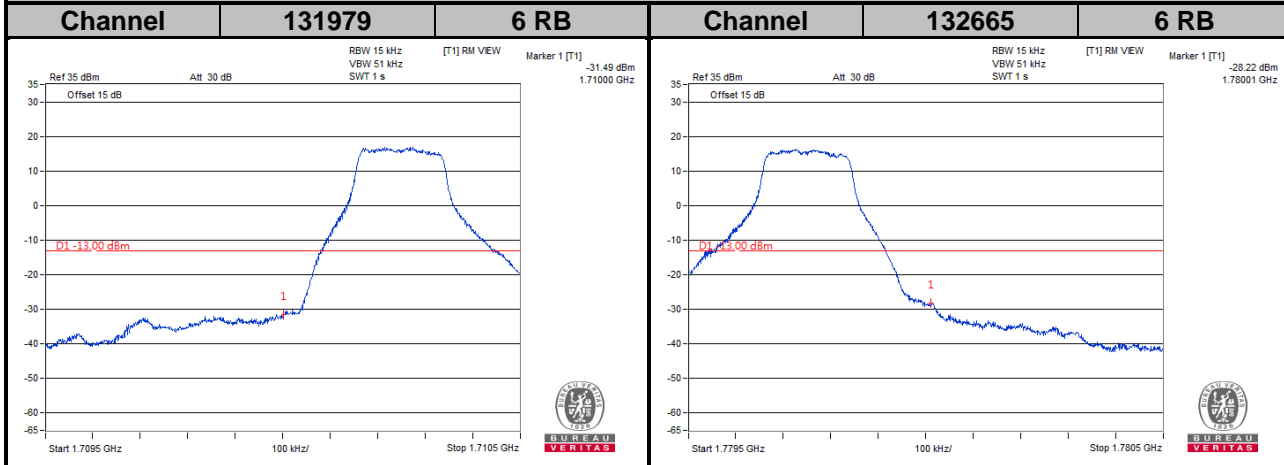
Channel Bandwidth: 10 MHz





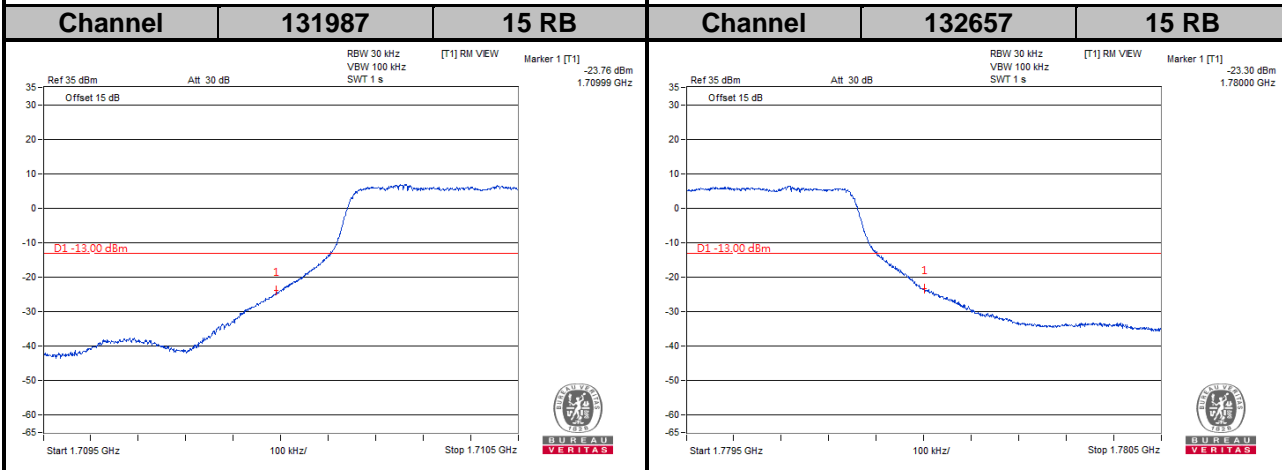
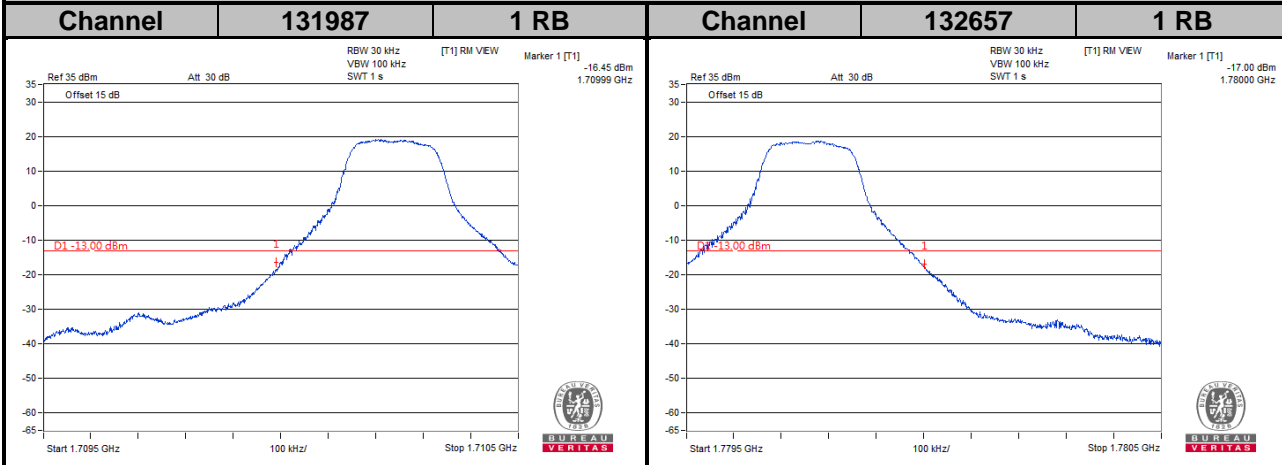


LTE Band 66
Channel Bandwidth: 1.4 MHz

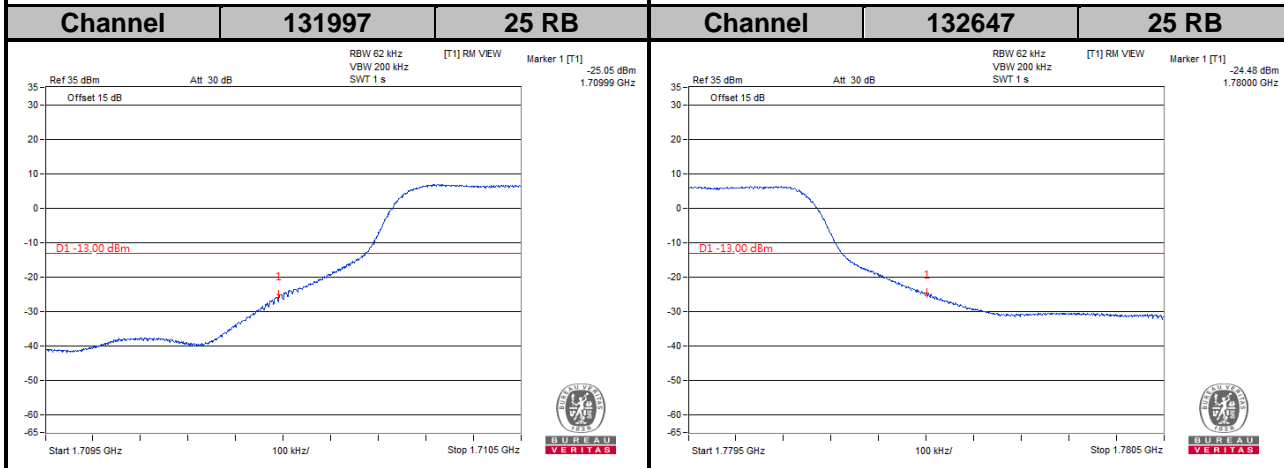
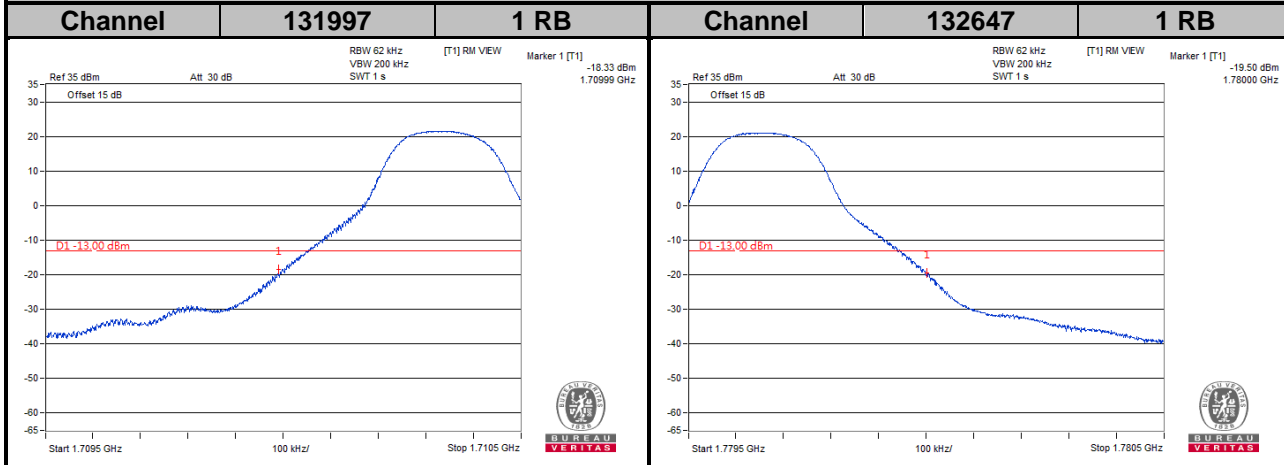


LTE Band 66

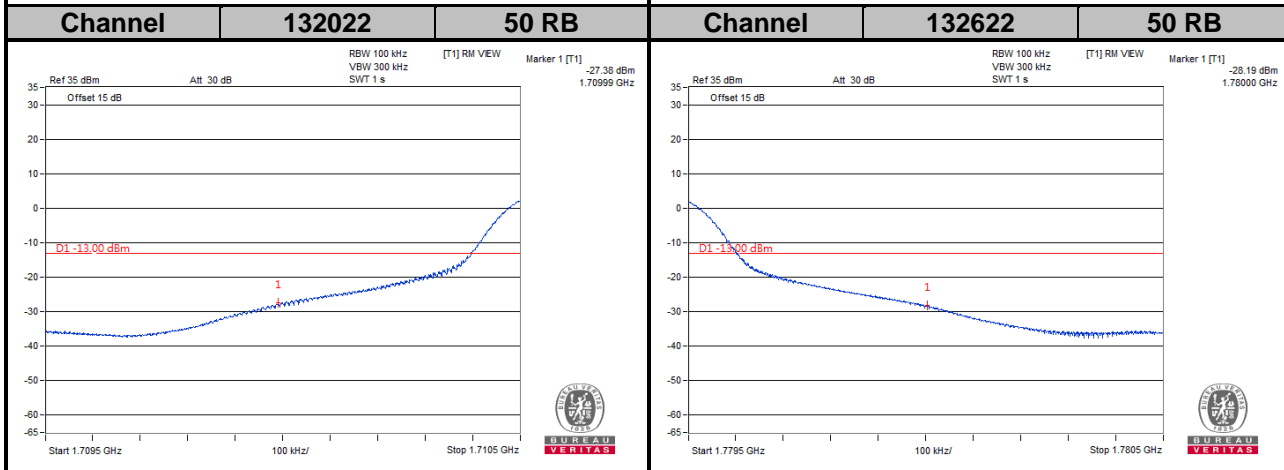
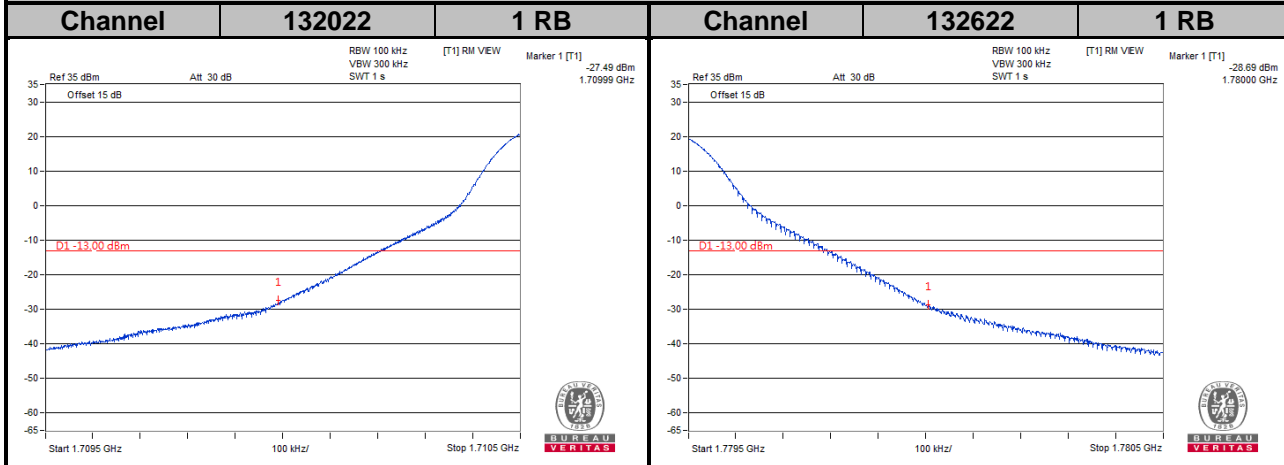
Channel Bandwidth: 3 MHz



LTE Band 66
Channel Bandwidth: 5 MHz

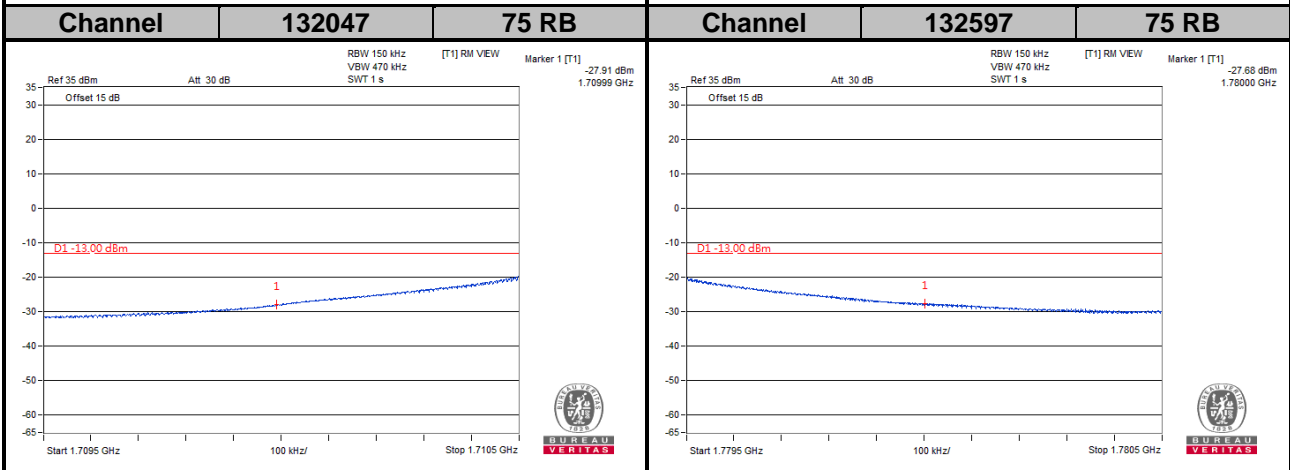
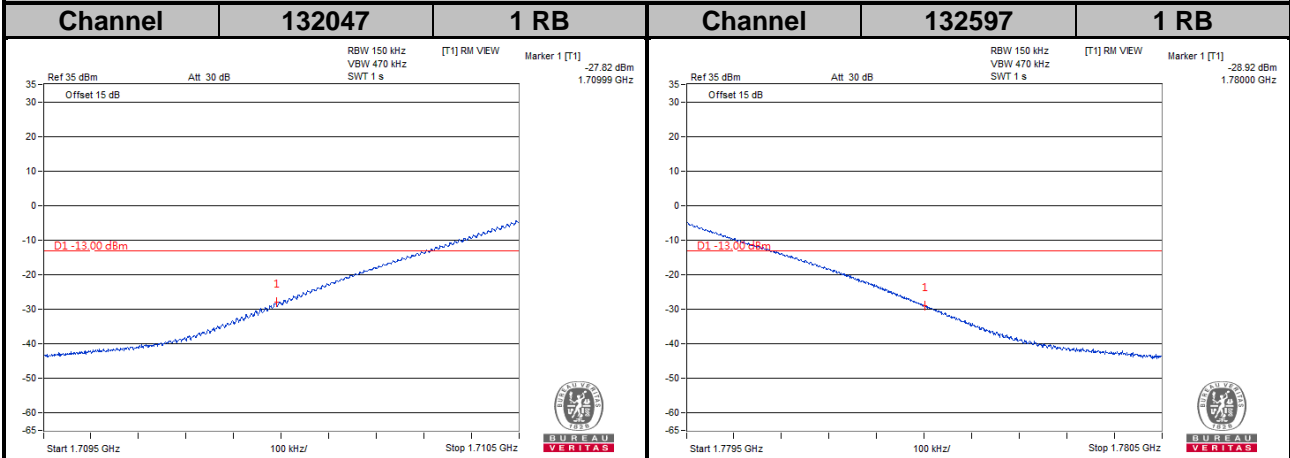


LTE Band 66
Channel Bandwidth: 10 MHz

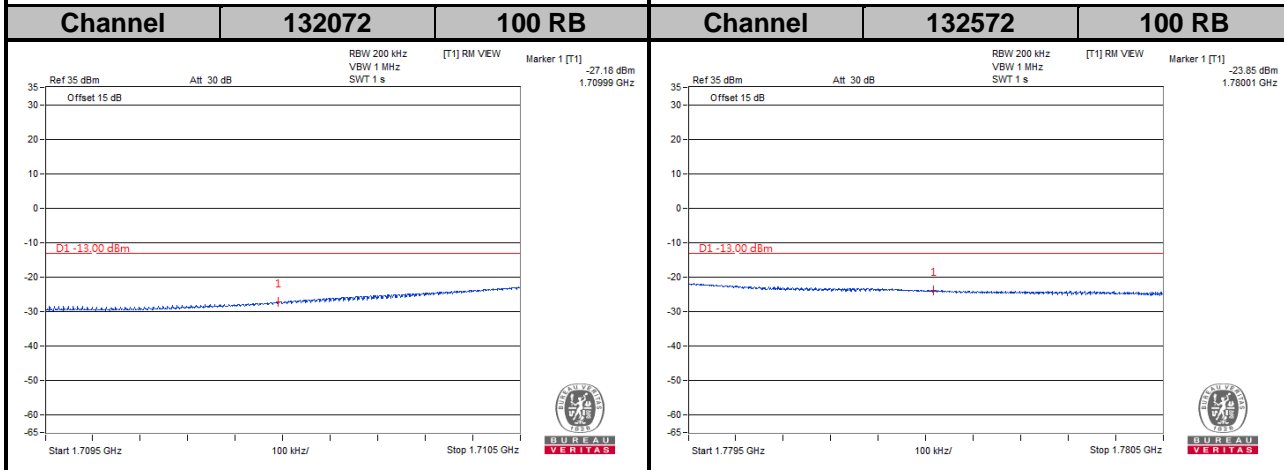
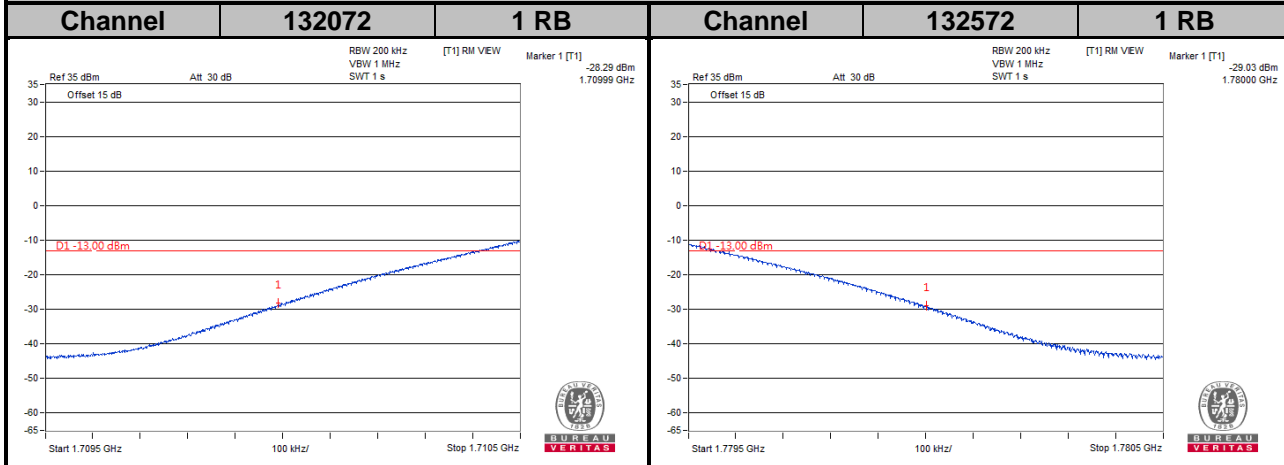


LTE Band 66

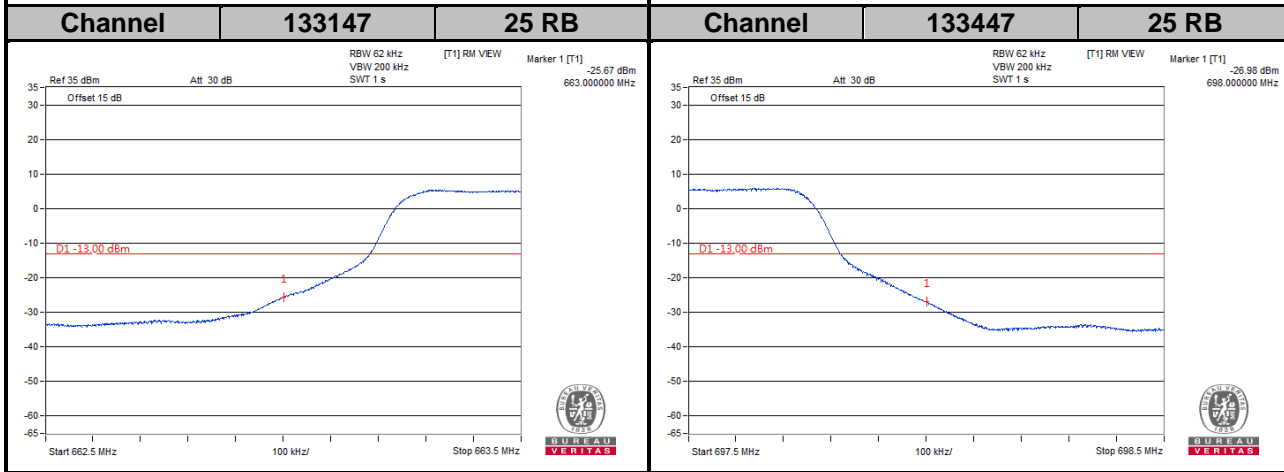
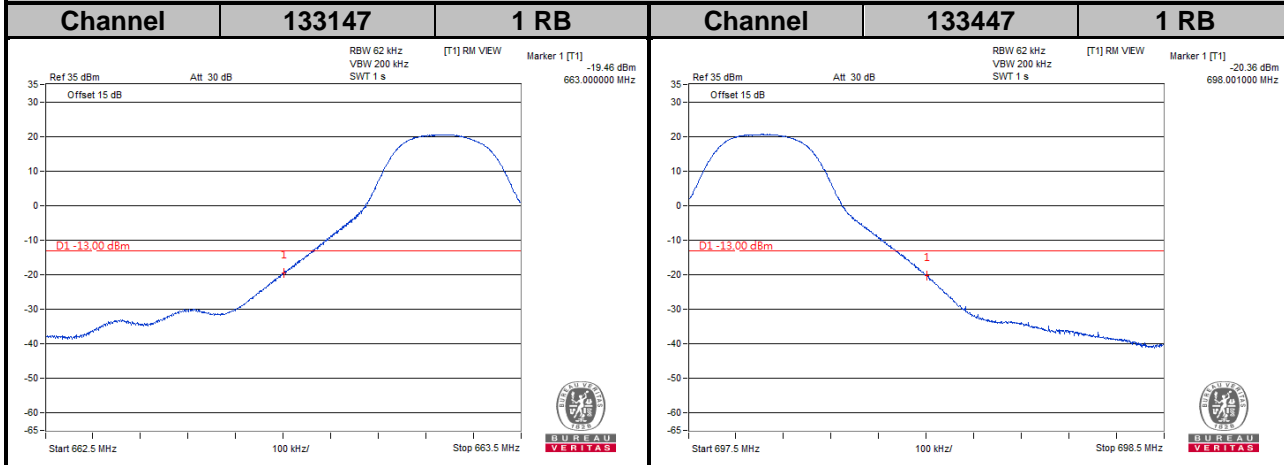
Channel Bandwidth: 15 MHz



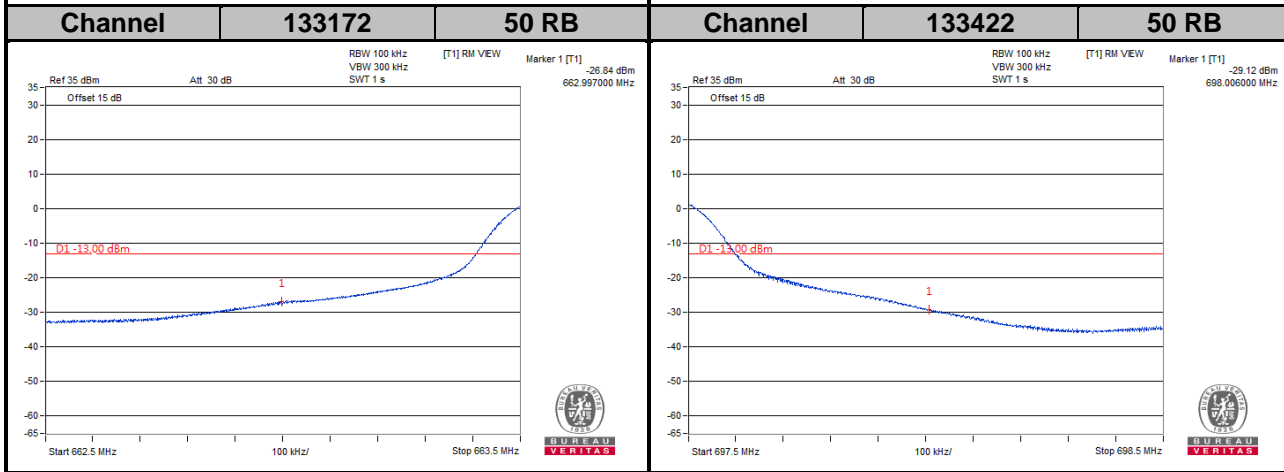
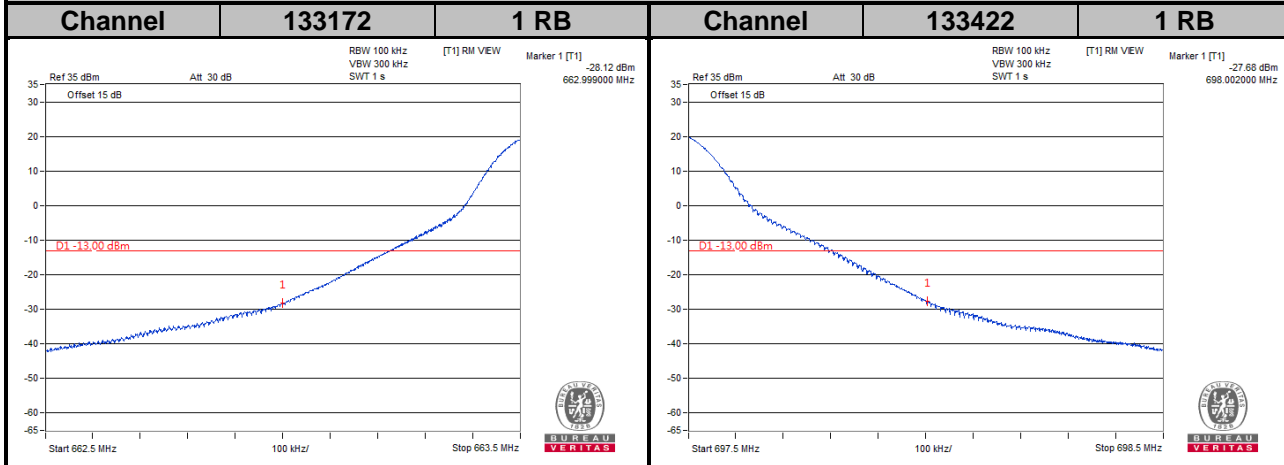
LTE Band 66
Channel Bandwidth: 20 MHz



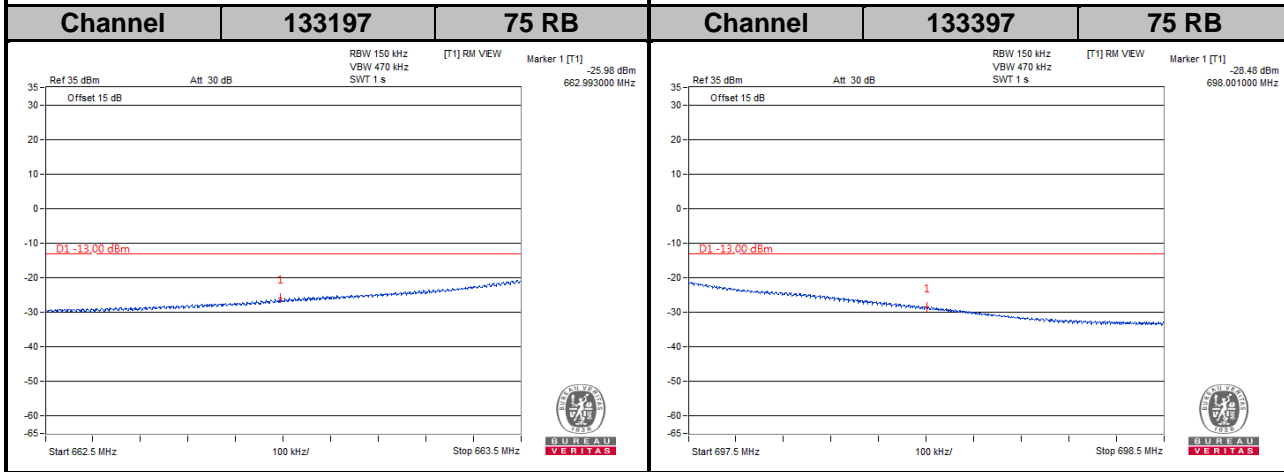
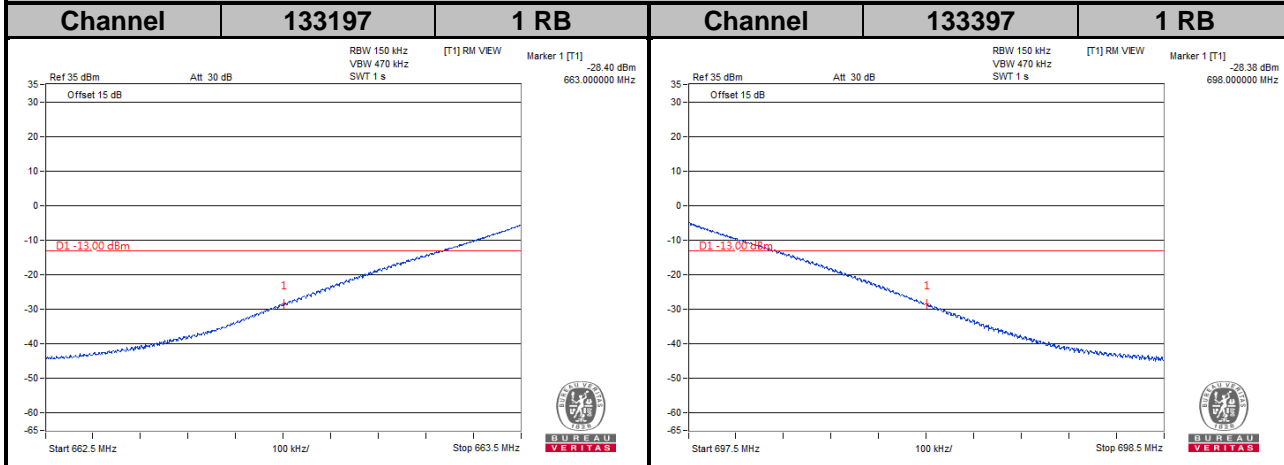
LTE Band 71
Channel Bandwidth: 5 MHz

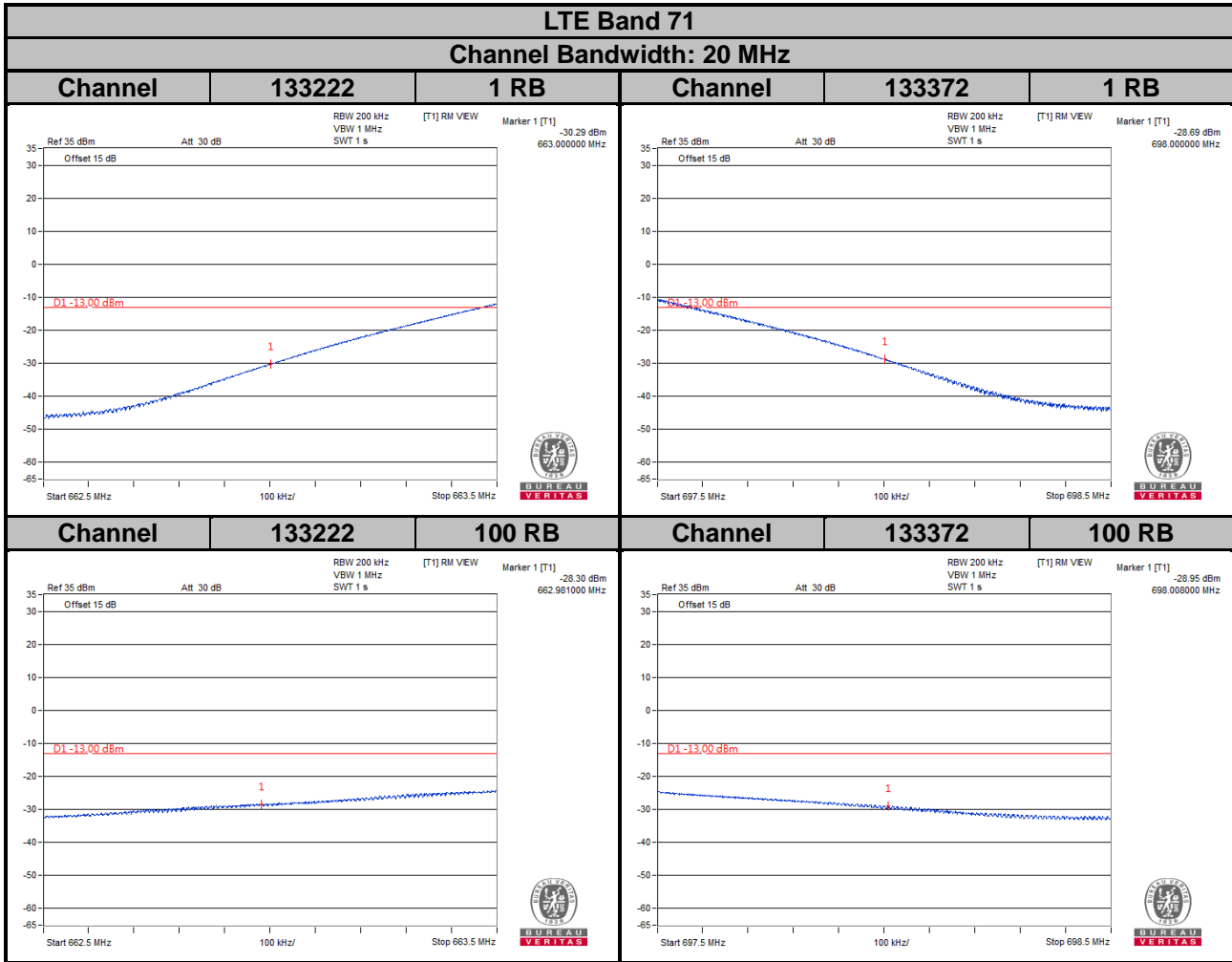


LTE Band 71
Channel Bandwidth: 10 MHz

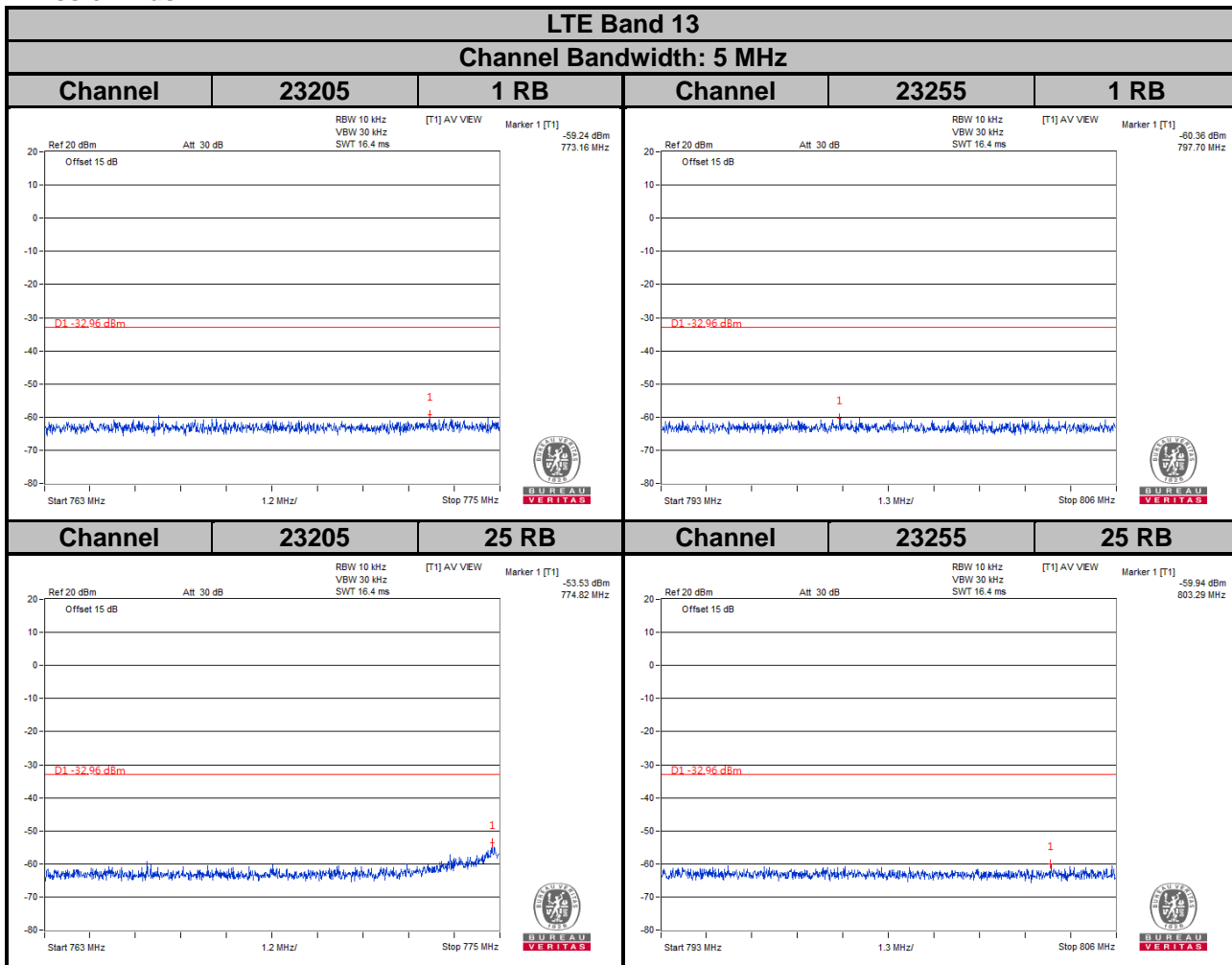


LTE Band 71
Channel Bandwidth: 15 MHz





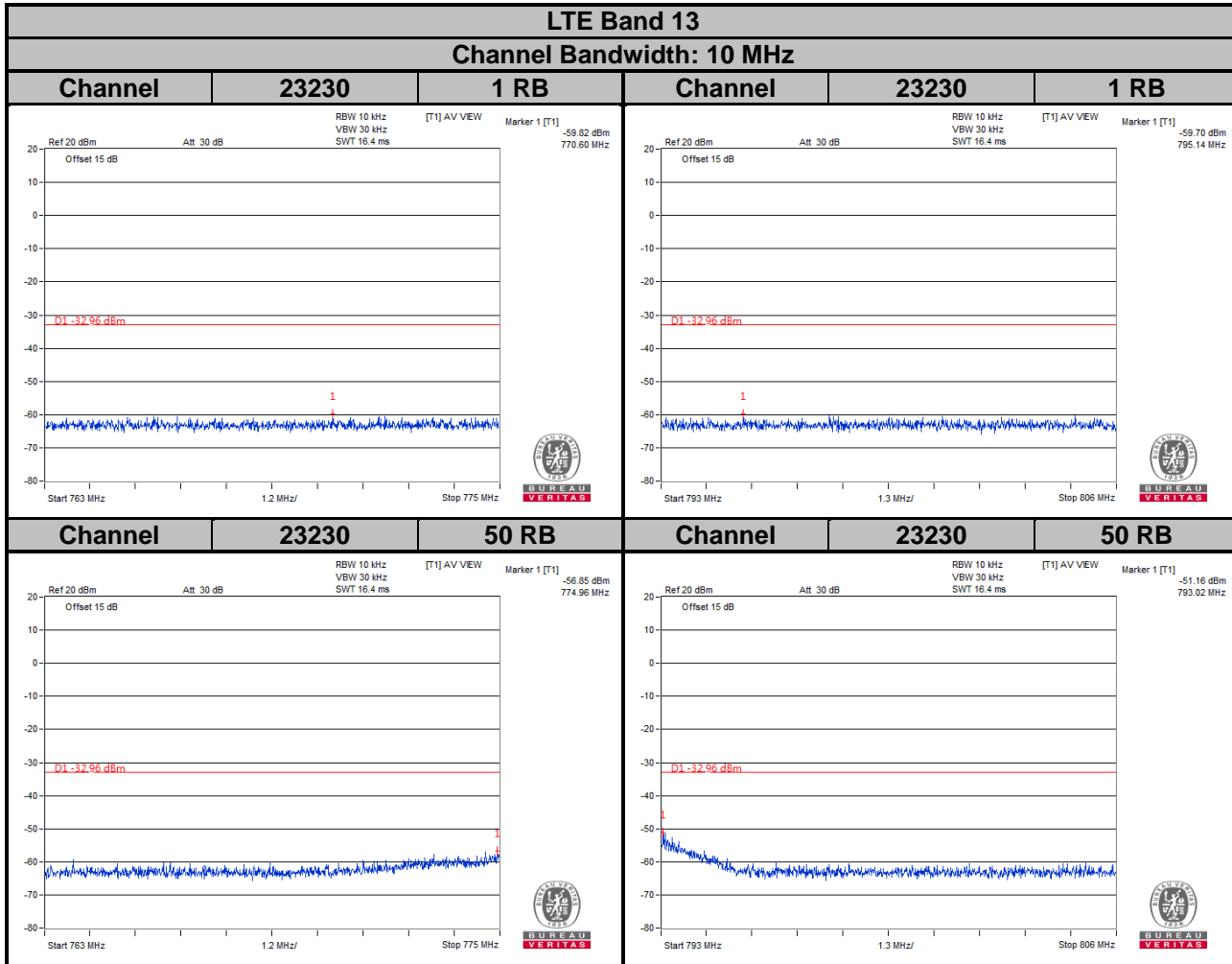
Emission Mask



For the 763 - 775 MHz and 793 - 805 MHz band, the FCC limit is $65 + 10\log(P[\text{watt}])$ in a 6.25 kHz bandwidth. Since it was not possible to set the resolution bandwidth to 6.25 kHz with the available equipment, a bandwidth of 10 kHz was used instead to show compliance. By using a 10 kHz bandwidth on the spectrum analyzer.

$$10\log(10\text{kHz}/6.25\text{kHz}) = 2.04 \text{ dB}$$

$$\text{Limit line} = -35 \text{ dBm} + 2.04 \text{ dB} = -32.96 \text{ dBm}$$



For the 763 - 775 MHz and 793 - 805 MHz band, the FCC limit is $65 + 10\log(P[\text{watt}])$ in a 6.25 kHz bandwidth. Since it was not possible to set the resolution bandwidth to 6.25 kHz with the available equipment, a bandwidth of 10 kHz was used instead to show compliance. By using a 10 kHz bandwidth on the spectrum analyzer.

$$10\log(10\text{kHz}/6.25\text{kHz}) = 2.04 \text{ dB}$$

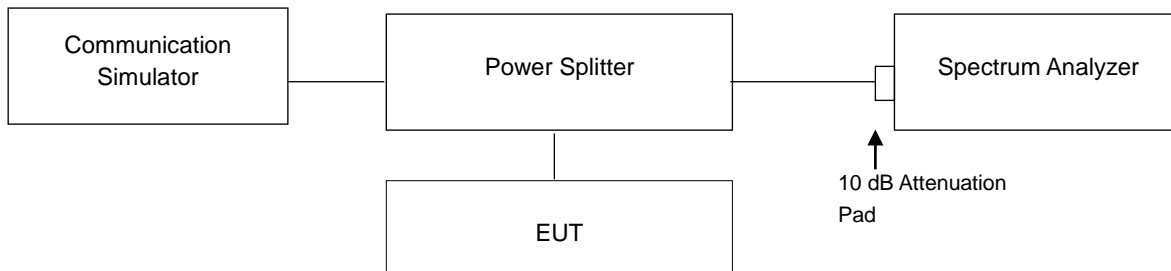
$$\text{Limit line} = -35 \text{ dBm} + 2.04 \text{ dB} = -32.96 \text{ dBm}$$

4.6 Peak to Average Ratio

4.6.1 Limits of Peak to Average Ratio Measurement

In measuring transmissions in this band using an average power technique, the peak to-average ratio (PAR) of the transmission may not exceed 13 dB.

4.6.2 Test Setup

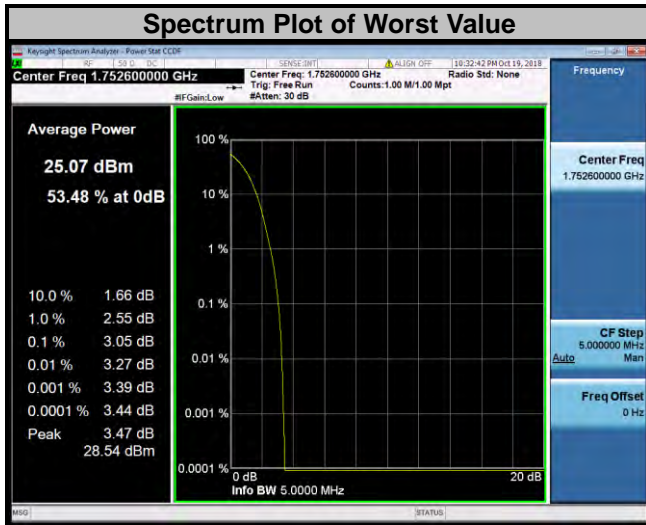


4.6.3 Test Procedures

1. Set resolution/measurement bandwidth \geq signal's occupied bandwidth;
2. Set the number of counts to a value that stabilizes the measured CCDF curve;
3. Record the maximum PAPR level associated with a probability of 0.1 %.

4.6.4 Test Results

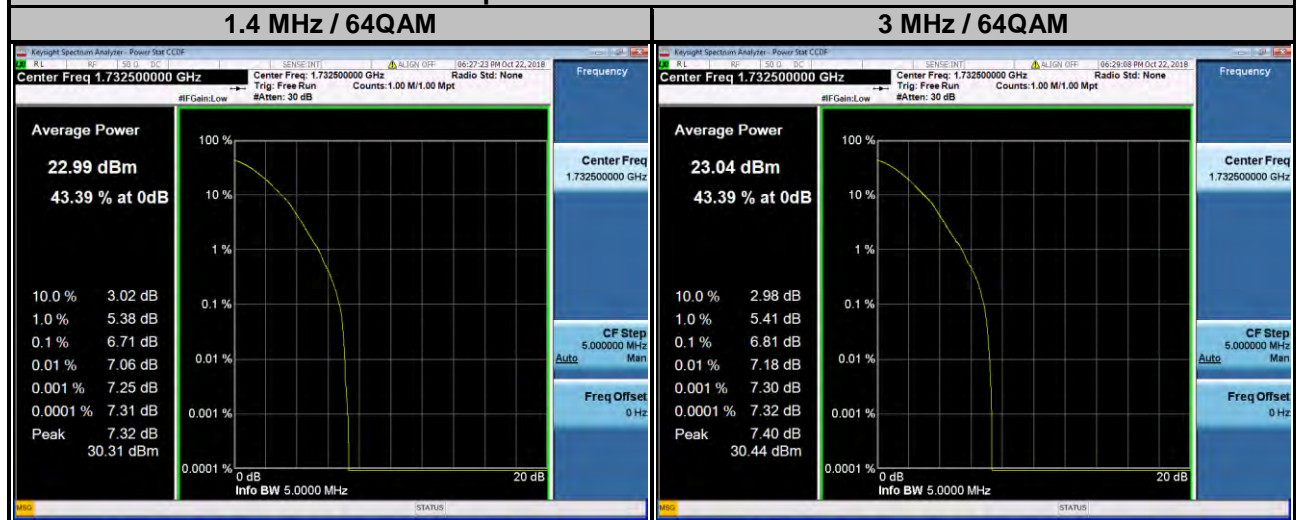
WCDMA		
Channel	Frequency (MHz)	Peak to Average Ratio (dB)
1312	1712.4	3.04
1413	1732.6	3.04
1513	1752.6	3.05



LTE Band 4

Channel Bandwidth: 1.4 MHz					Channel Bandwidth: 3 MHz				
Channel	Frequency (MHz)	Peak to Average Ratio (dB)			Channel	Frequency (MHz)	Peak to Average Ratio (dB)		
		QPSK	16QAM	64QAM			QPSK	16QAM	64QAM
19957	1710.7	3.85	4.92	6.03	19965	1711.5	3.63	4.92	6.01
20175	1732.5	3.83	5.53	6.71	20175	1732.5	3.59	5.32	6.81
20393	1754.3	3.86	5.57	6.67	20385	1753.5	3.58	5.34	6.44

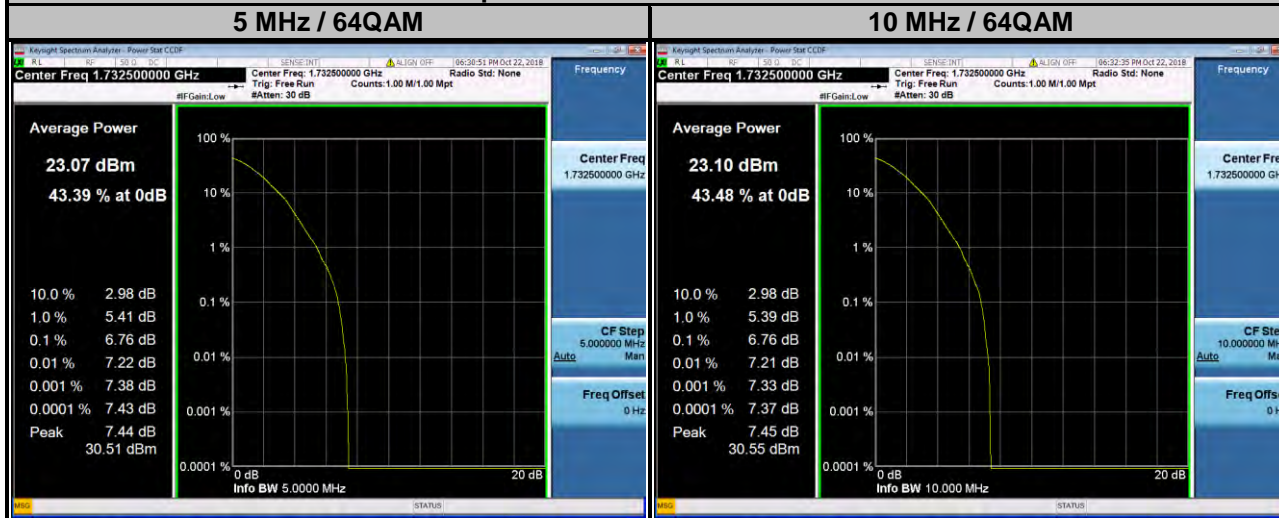
Spectrum Plot of Worst Value



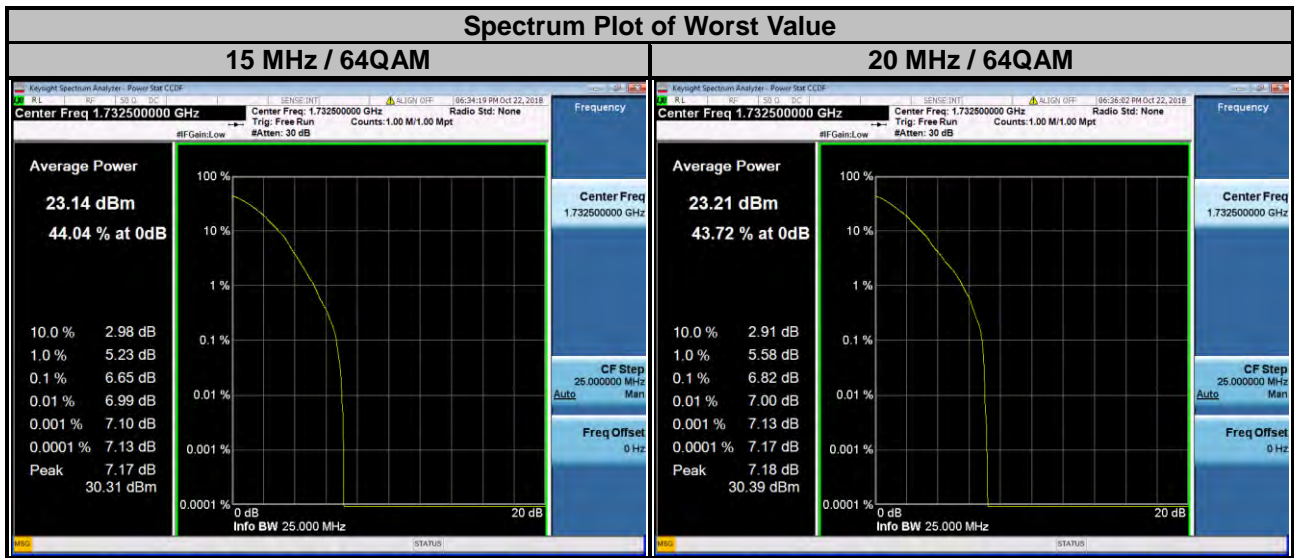
LTE Band 4

Channel Bandwidth: 5 MHz					Channel Bandwidth: 10 MHz				
Channel	Frequency (MHz)	Peak to Average Ratio (dB)			Channel	Frequency (MHz)	Peak to Average Ratio (dB)		
		QPSK	16QAM	64QAM			QPSK	16QAM	64QAM
19975	1712.5	3.65	4.99	6.02	20000	1715.0	3.55	4.94	6.00
20175	1732.5	3.58	5.38	6.76	20175	1732.5	3.54	5.27	6.76
20375	1752.5	3.62	5.19	6.29	20350	1750.0	3.59	4.97	6.00

Spectrum Plot of Worst Value



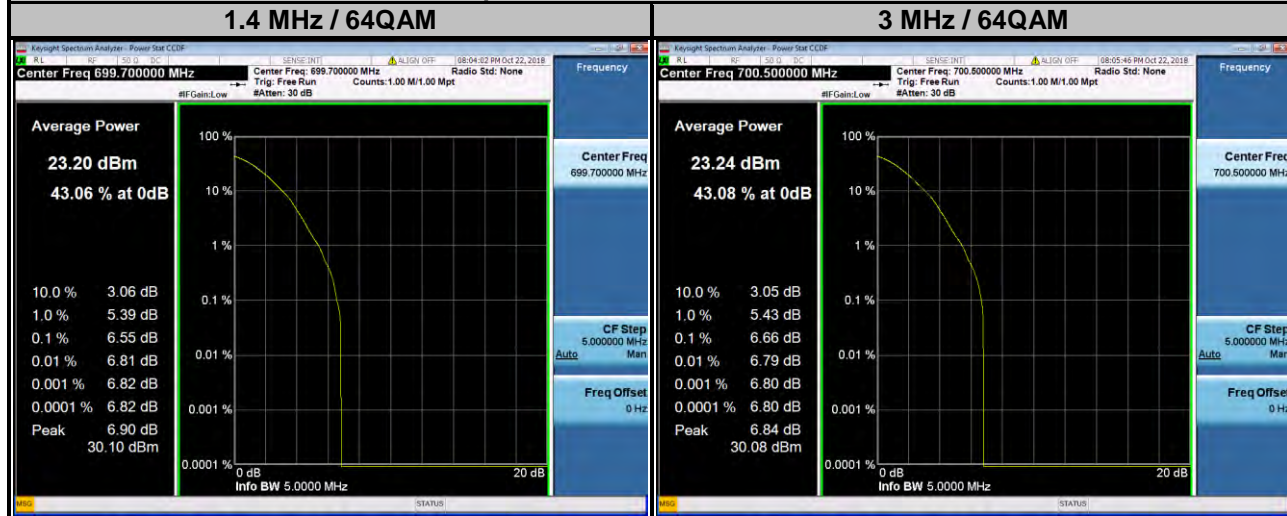
LTE Band 4									
Channel Bandwidth: 15 MHz					Channel Bandwidth: 20 MHz				
Channel	Frequency (MHz)	Peak to Average Ratio (dB)			Channel	Frequency (MHz)	Peak to Average Ratio (dB)		
		QPSK	16QAM	64QAM			QPSK	16QAM	64QAM
20025	1717.5	3.57	4.86	5.95	20050	1720.0	3.54	4.87	5.95
20175	1732.5	3.50	5.26	6.65	20175	1732.5	3.52	5.25	6.82
20325	1747.5	3.50	5.03	6.14	20300	1745.0	3.47	5.22	6.71



LTE Band 12

Channel Bandwidth: 1.4 MHz					Channel Bandwidth: 3 MHz				
Channel	Frequency (MHz)	Peak to Average Ratio (dB)			Channel	Frequency (MHz)	Peak to Average Ratio (dB)		
		QPSK	16QAM	64QAM			QPSK	16QAM	64QAM
23017	699.7	3.81	5.52	6.55	23025	700.5	3.58	5.35	6.66
23095	707.5	3.83	5.41	6.47	23095	707.5	3.59	5.27	6.32
23173	715.3	3.78	4.64	5.74	23165	714.5	3.57	5.02	6.19

Spectrum Plot of Worst Value



LTE Band 12									
Channel Bandwidth: 5 MHz					Channel Bandwidth: 10 MHz				
Channel	Frequency (MHz)	Peak to Average Ratio (dB)			Channel	Frequency (MHz)	Peak to Average Ratio (dB)		
		QPSK	16QAM	64QAM			QPSK	16QAM	64QAM
23035	701.5	3.62	5.35	6.67	23060	704.0	3.50	5.24	6.63
23095	707.5	3.61	5.05	6.12	23095	707.5	3.52	4.84	6.01
23155	713.5	3.59	5.28	6.66	23130	711.0	3.51	5.26	6.34

