

## PHOTOGRAPHS OF THE TEST CONFIGURATION

WLAN 2.4G

Conducted Emission Test



### Radiated Emission Test (Above 1GHz)



Radiated Emission Test (Below 1GHz)



WLAN 5G / BT / BT LE  
Conducted Emission Test



Radiated Emission Test (Above 1GHz)







### Radiated Emission Test (Below 1GHz)



NFC  
Conducted Emission Test





Radiated Emission Test (9kHz ~ 30MHz)






Radiated Emission Test (30MHz ~ 1GHz)



### DFS

Set UUT as Client without radar detection mode (Radar injected into Master)



WWAN

Radiated Emission Test (Below 1GHz)


(X-Plane)





## Radiated Emission Test (Below 1GHz)

(Y-Plane)



## Radiated Emission Test (Below 1GHz)

(Z-Plane)







## Radiated Emission Test (Above 1GHz)

(X-Plane)



**Radiated Emission Test (Above 1GHz)**  
(Y-Plane)



## Radiated Emission Test (Above 1GHz)

(Z-Plane)






## ERP Power Test

(X-Plane)



**ERP Power Test**  
(Y-Plane)





**EIRP Power Test**  
(X-Plane)



**EIRP Power Test**  
(Y-Plane)

