

## Appendix A. SAR Plots of System Verification

The plots for system verification with largest deviation for each SAR system combination are shown as follows.

## System Check\_H750\_181121

**DUT: Dipole 750 MHz; Type: D750V3; SN: 1013**

Communication System: CW; Frequency: 750 MHz; Duty Cycle: 1:1

Medium: H06T09N1\_1121 Medium parameters used:  $f = 750 \text{ MHz}$ ;  $\sigma = 0.894 \text{ S/m}$ ;  $\epsilon_r = 43.418$ ;  $\rho = 1000 \text{ kg/m}^3$

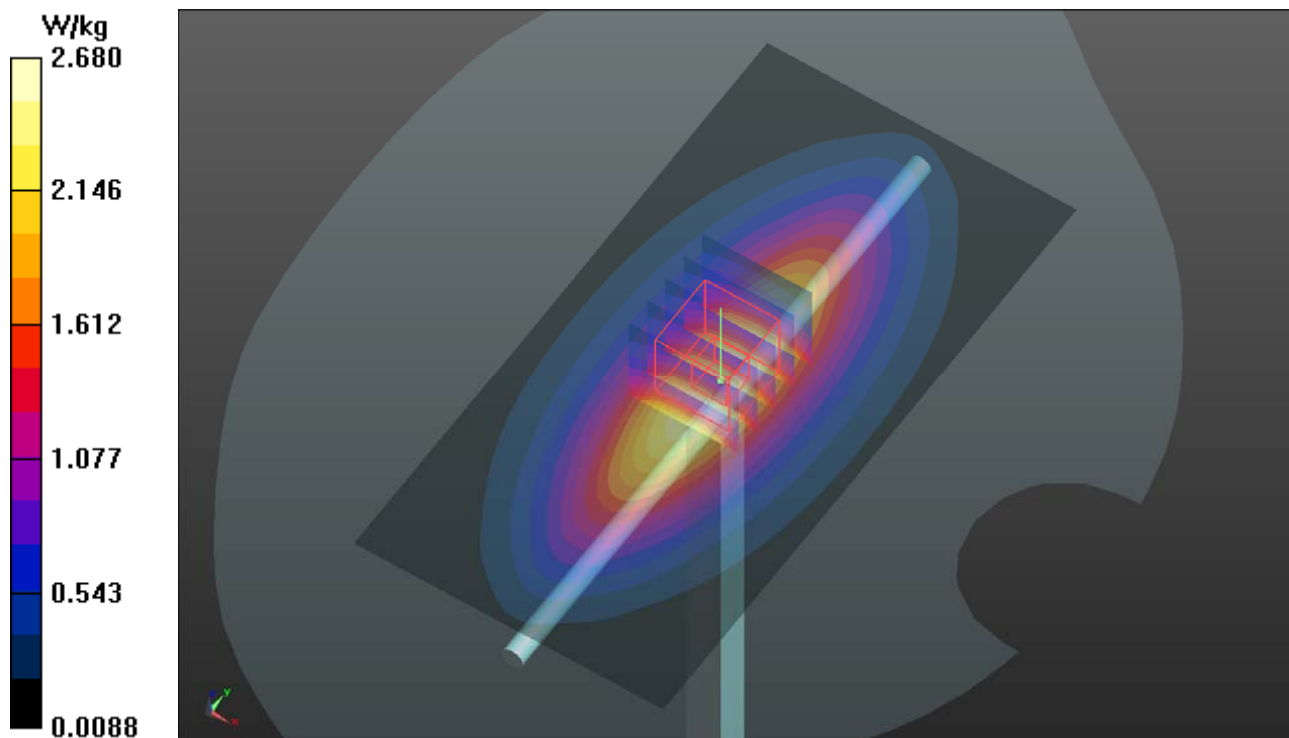
Ambient Temperature :  $23.6 \text{ }^\circ\text{C}$  ; Liquid Temperature :  $23.3 \text{ }^\circ\text{C}$

DASY5 Configuration:

- Probe: EX3DV4 - SN3650; ConvF(10.34, 10.34, 10.34); Calibrated: 2018/07/27
- Sensor-Surface: 1.4mm (Mechanical Surface Detection)
- Electronics: DAE3 Sn579; Calibrated: 2018/08/27
- Phantom: Twin SAM Phantom\_1654; Type: QD000P40;
- Measurement SW: DASY52, Version 52.10 (2); SEMCAD X Version 14.6.12 (7450)

**Pin=250mW/Area Scan (61x121x1):** Interpolated grid:  $dx=1.500 \text{ mm}$ ,  $dy=1.500 \text{ mm}$   
Maximum value of SAR (interpolated) =  $2.68 \text{ W/kg}$

**Pin=250mW/Zoom Scan (5x5x7)/Cube 0:** Measurement grid:  $dx=8\text{mm}$ ,  $dy=8\text{mm}$ ,  $dz=5\text{mm}$   
Reference Value =  $57.28 \text{ V/m}$ ; Power Drift =  $-0.10 \text{ dB}$   
Peak SAR (extrapolated) =  $3.02 \text{ W/kg}$   
**SAR(1 g) =  $1.99 \text{ W/kg}$ ; SAR(10 g) =  $1.31 \text{ W/kg}$**   
Maximum value of SAR (measured) =  $2.68 \text{ W/kg}$



### System Check\_H835\_181130

**DUT: Dipole 835 MHz; Type: D835V2; SN: 4d121**

Communication System: CW; Frequency: 835 MHz; Duty Cycle: 1:1

Medium: H07T10N1\_1130 Medium parameters used:  $f = 835 \text{ MHz}$ ;  $\sigma = 0.923 \text{ S/m}$ ;  $\epsilon_r = 42.374$ ;  $\rho = 1000 \text{ kg/m}^3$

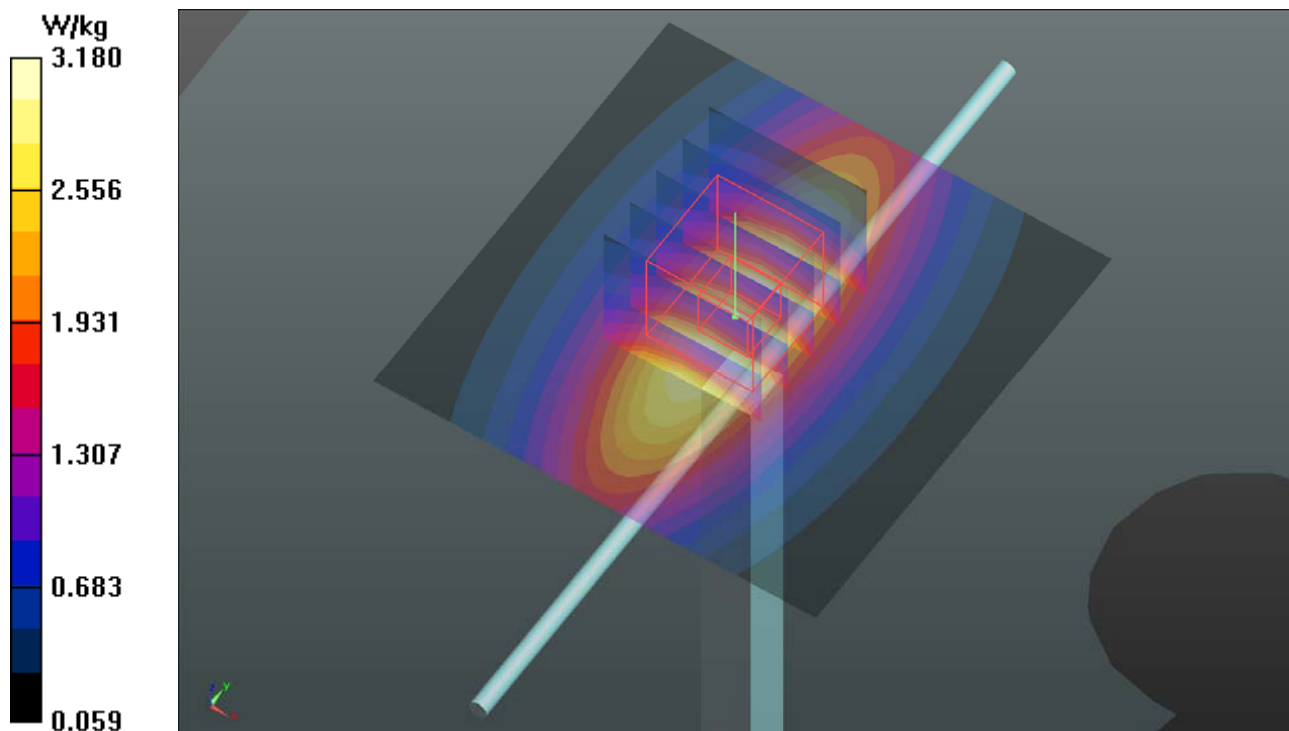
Ambient Temperature : 23.5 °C ; Liquid Temperature : 23.1 °C

DASY5 Configuration:

- Probe: EX3DV4 - SN7472; ConvF(10.13, 10.13, 10.13); Calibrated: 2018/08/29
- Sensor-Surface: 1.4mm (Mechanical Surface Detection)
- Electronics: DAE4 Sn1431; Calibrated: 2018/03/16
- Phantom: Twin SAM Phantom\_1652; Type: QD000P40CD;
- Measurement SW: DASY52, Version 52.10 (2); SEMCAD X Version 14.6.12 (7450)

**Pin=250mW/Area Scan (61x61x1):** Interpolated grid:  $dx=1.500 \text{ mm}$ ,  $dy=1.500 \text{ mm}$   
Maximum value of SAR (interpolated) = 3.18 W/kg

**Pin=250mW/Zoom Scan (5x5x7)/Cube 0:** Measurement grid:  $dx=8\text{mm}$ ,  $dy=8\text{mm}$ ,  $dz=5\text{mm}$   
Reference Value = 61.00 V/m; Power Drift = 0.00 dB  
Peak SAR (extrapolated) = 3.64 W/kg  
**SAR(1 g) = 2.34 W/kg; SAR(10 g) = 1.52 W/kg**  
Maximum value of SAR (measured) = 3.19 W/kg



### System Check\_H1750\_181130

**DUT: Dipole 1750 MHz; Type: D1750V2; SN: 1055**

Communication System: CW; Frequency: 1750 MHz; Duty Cycle: 1:1

Medium: H16T20N1\_1130 Medium parameters used:  $f = 1750$  MHz;  $\sigma = 1.314$  S/m;  $\epsilon_r = 39.014$ ;  $\rho = 1000$  kg/m<sup>3</sup>

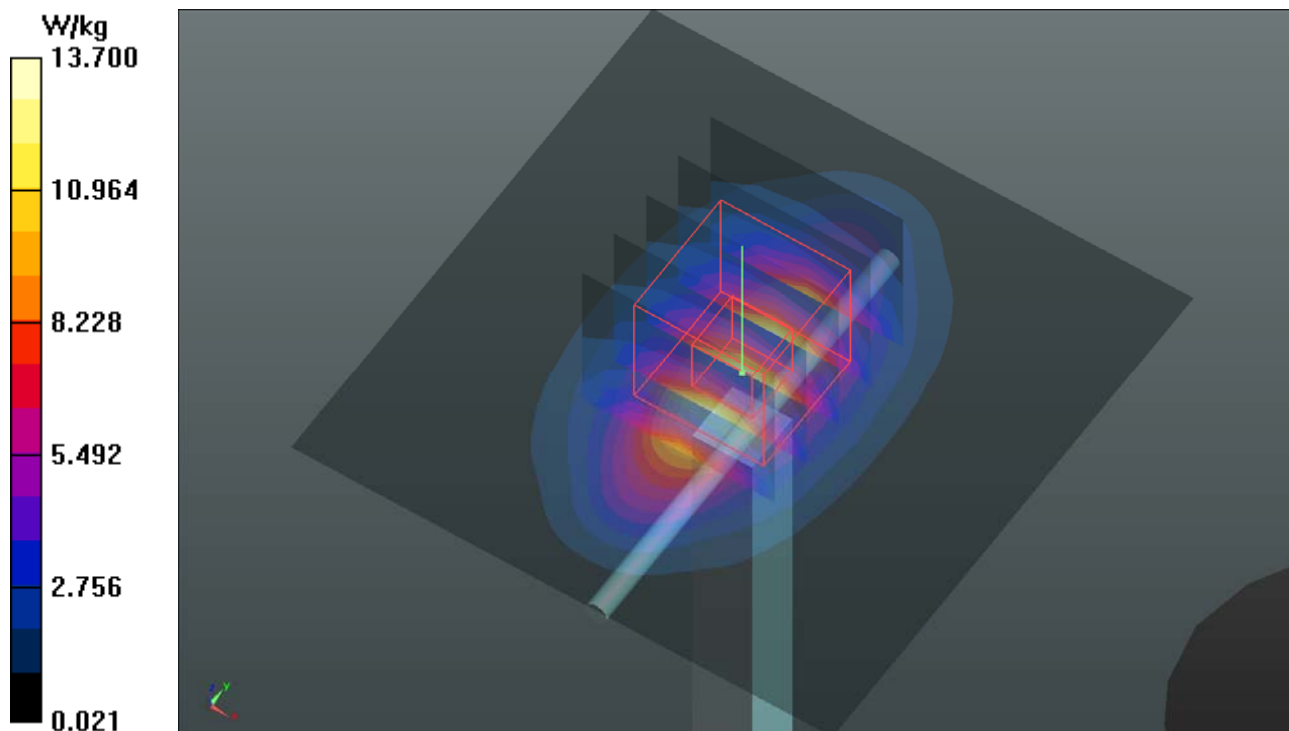
Ambient Temperature : 23.5 °C ; Liquid Temperature : 23.1 °C

DASY5 Configuration:

- Probe: EX3DV4 - SN7472; ConvF(8.79, 8.79, 8.79); Calibrated: 2018/08/29
- Sensor-Surface: 1.4mm (Mechanical Surface Detection)
- Electronics: DAE4 Sn1431; Calibrated: 2018/03/16
- Phantom: Twin SAM Phantom\_1652; Type: QD000P40CD;
- Measurement SW: DASY52, Version 52.10 (2); SEMCAD X Version 14.6.12 (7450)

**Pin=250mW/Area Scan (61x61x1):** Interpolated grid: dx=1.500 mm, dy=1.500 mm  
Maximum value of SAR (interpolated) = 13.7 W/kg

**Pin=250mW/Zoom Scan (5x5x7)/Cube 0:** Measurement grid: dx=8mm, dy=8mm, dz=5mm  
Reference Value = 106.4 V/m; Power Drift = -0.04 dB  
Peak SAR (extrapolated) = 16.2 W/kg  
**SAR(1 g) = 8.88 W/kg; SAR(10 g) = 4.7 W/kg**  
Maximum value of SAR (measured) = 13.7 W/kg



### System Check\_H1900\_181130

**DUT: Dipole 1900 MHz; Type: D1900V2; SN: 5d036**

Communication System: CW; Frequency: 1900 MHz; Duty Cycle: 1:1

Medium: H16T20N1\_1130 Medium parameters used:  $f = 1900$  MHz;  $\sigma = 1.432$  S/m;  $\epsilon_r = 38.533$ ;  $\rho = 1000$  kg/m<sup>3</sup>

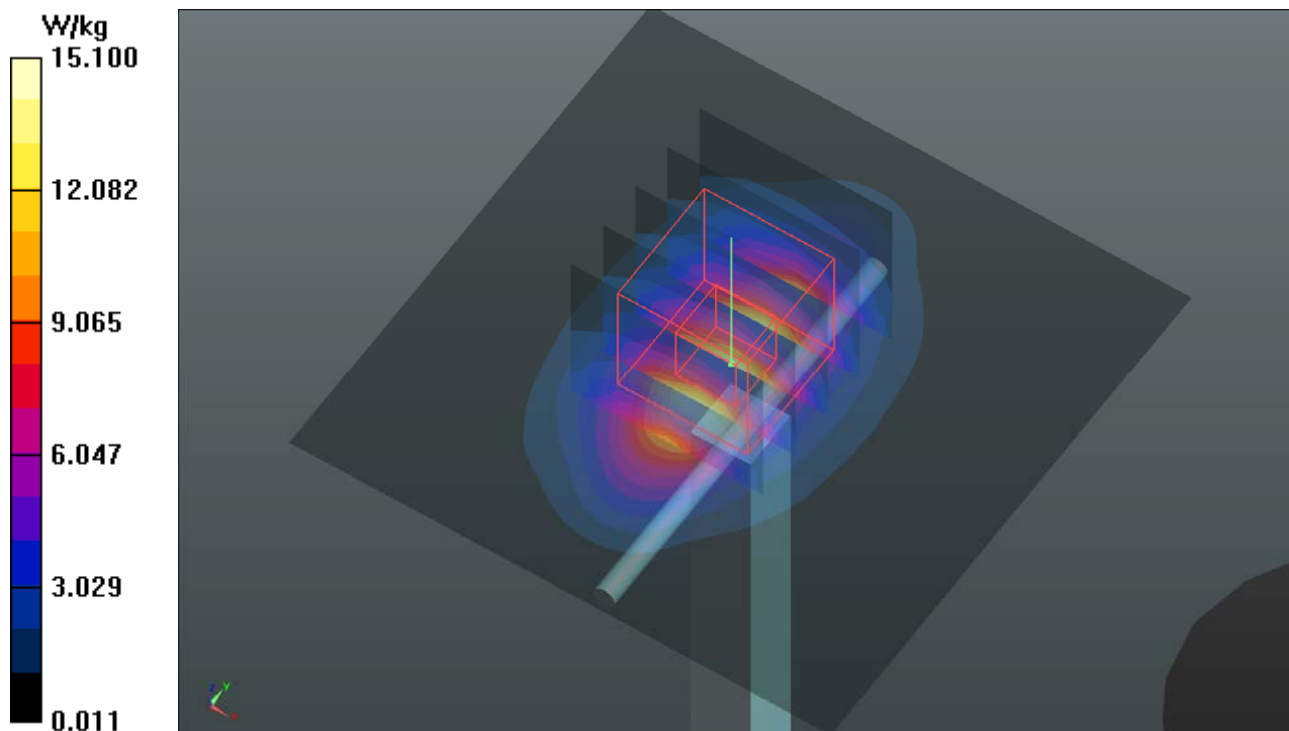
Ambient Temperature : 23.5 °C ; Liquid Temperature : 23.1 °C

DASY5 Configuration:

- Probe: EX3DV4 - SN7472; ConvF(8.44, 8.44, 8.44); Calibrated: 2018/08/29
- Sensor-Surface: 1.4mm (Mechanical Surface Detection)
- Electronics: DAE4 Sn1431; Calibrated: 2018/03/16
- Phantom: Twin SAM Phantom\_1652; Type: QD000P40CD;
- Measurement SW: DASY52, Version 52.10 (2); SEMCAD X Version 14.6.12 (7450)

**Pin=250mW/Area Scan (61x61x1):** Interpolated grid: dx=1.500 mm, dy=1.500 mm  
Maximum value of SAR (interpolated) = 15.1 W/kg

**Pin=250mW/Zoom Scan (5x5x7)/Cube 0:** Measurement grid: dx=8mm, dy=8mm, dz=5mm  
Reference Value = 97.65 V/m; Power Drift = 0.17 dB  
Peak SAR (extrapolated) = 18.0 W/kg  
**SAR(1 g) = 9.77 W/kg; SAR(10 g) = 5.1 W/kg**  
Maximum value of SAR (measured) = 15.1 W/kg



## System Check\_H2450\_181113

**DUT: Dipole 2450 MHz; Type: D2450V2; SN: 737**

Communication System: CW; Frequency: 2450 MHz; Duty Cycle: 1:1

Medium: H19T27N1\_1113 Medium parameters used:  $f = 2450$  MHz;  $\sigma = 1.875$  S/m;  $\epsilon_r = 37.898$ ;  $\rho = 1000$  kg/m<sup>3</sup>

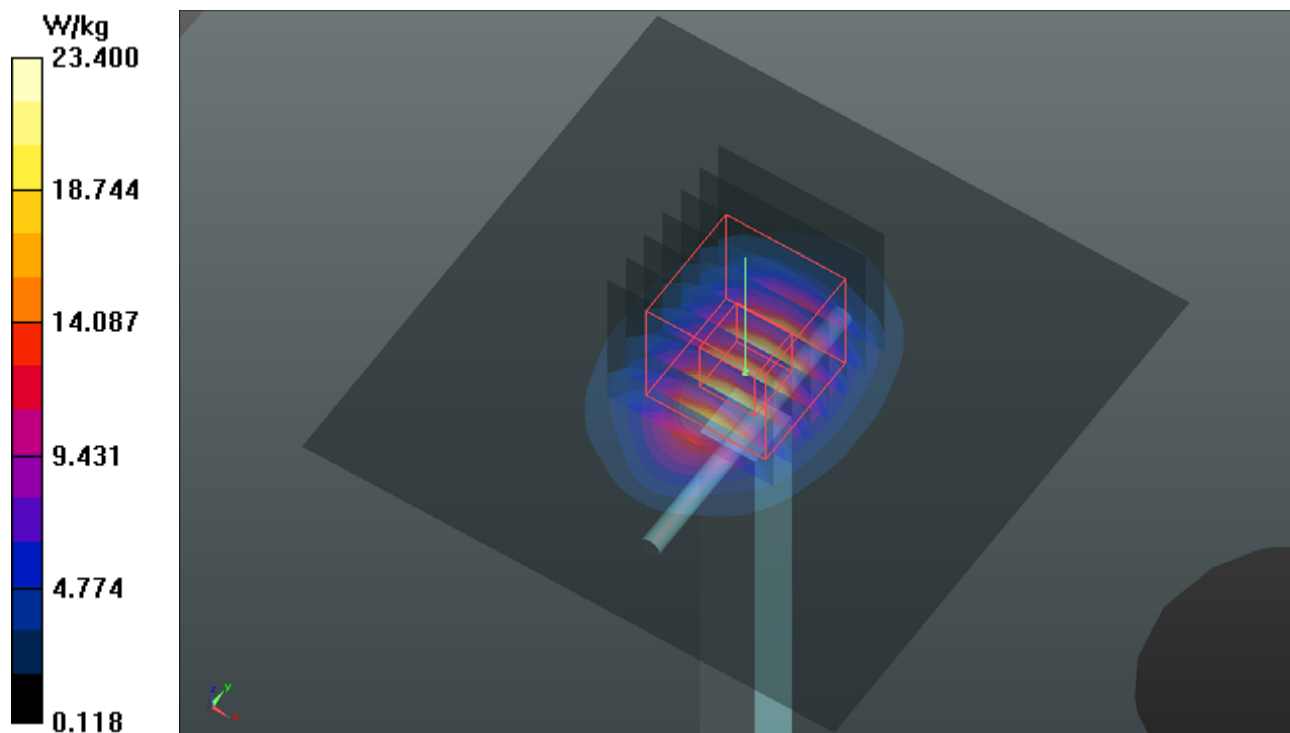
Ambient Temperature : 23.6 °C ; Liquid Temperature : 23.3 °C

DASY5 Configuration:

- Probe: EX3DV4 - SN3898; ConvF(7.59, 7.59, 7.59); Calibrated: 2018/06/26
- Sensor-Surface: 1.4mm (Mechanical Surface Detection)
- Electronics: DAE4 Sn1277; Calibrated: 2018/01/18
- Phantom: Twin SAM Phantom\_1496; Type: QD000P40CA;
- Measurement SW: DASY52, Version 52.10 (2); SEMCAD X Version 14.6.12 (7450)

**Pin=250mW/Area Scan (81x81x1):** Interpolated grid: dx=1.200 mm, dy=1.200 mm  
Maximum value of SAR (interpolated) = 23.6 W/kg

**Pin=250mW/Zoom Scan (7x7x7)/Cube 0:** Measurement grid: dx=5mm, dy=5mm, dz=5mm  
Reference Value = 108.4 V/m; Power Drift = -0.01 dB  
Peak SAR (extrapolated) = 29.2 W/kg  
**SAR(1 g) = 13.7 W/kg; SAR(10 g) = 6.28 W/kg**  
Maximum value of SAR (measured) = 23.4 W/kg



## System Check\_H2600\_181107

**DUT: Dipole 2600 MHz; Type: D2600V2; SN: 1020**

Communication System: CW; Frequency: 2600 MHz; Duty Cycle: 1:1

Medium: H19T27N1\_1107 Medium parameters used:  $f = 2600$  MHz;  $\sigma = 2.043$  S/m;  $\epsilon_r = 37.822$ ;  $\rho = 1000$  kg/m<sup>3</sup>

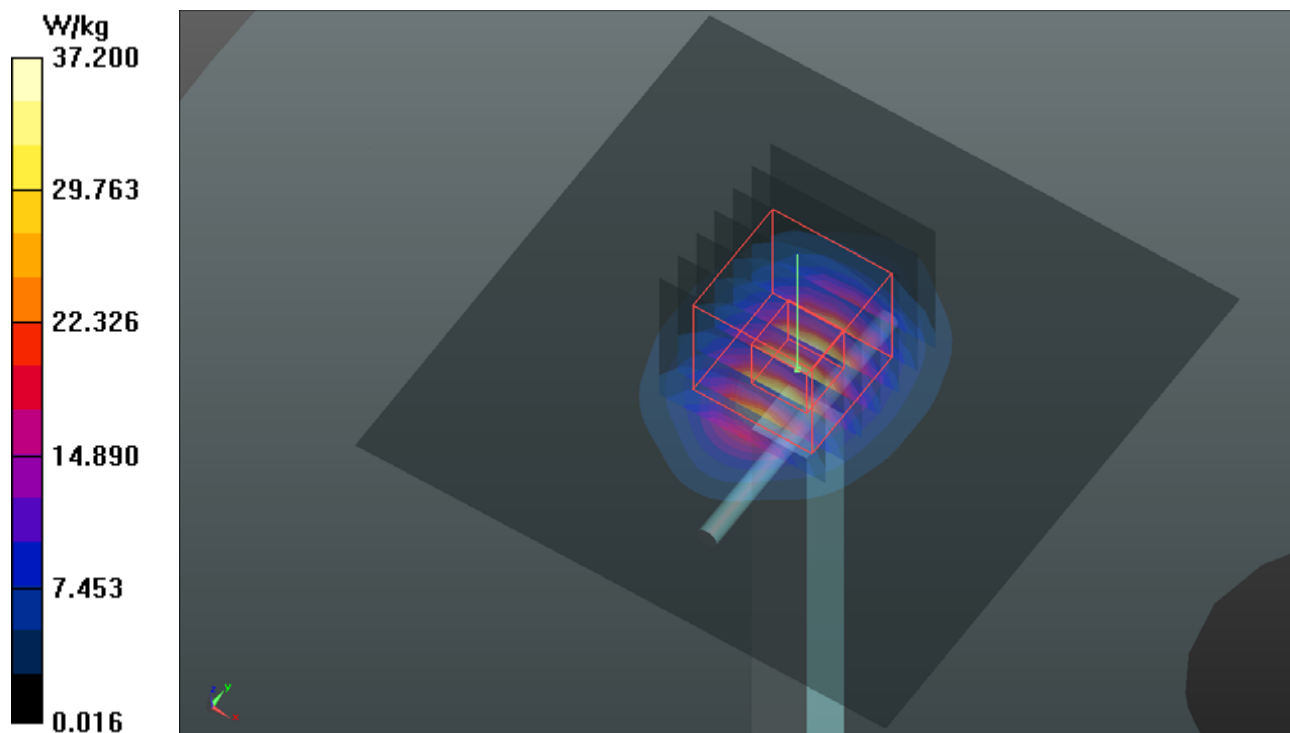
Ambient Temperature : 23.6 °C ; Liquid Temperature : 23.3 °C

DASY5 Configuration:

- Probe: EX3DV4 - SN3898; ConvF(7.37, 7.37, 7.37); Calibrated: 2018/06/26
- Sensor-Surface: 1.4mm (Mechanical Surface Detection)
- Electronics: DAE4 Sn1277; Calibrated: 2018/01/18
- Phantom: Twin SAM Phantom\_1496; Type: QD000P40CA;
- Measurement SW: DASY52, Version 52.10 (2); SEMCAD X Version 14.6.12 (7450)

**Pin=250mW/Area Scan (81x81x1):** Interpolated grid: dx=1.200 mm, dy=1.200 mm  
Maximum value of SAR (interpolated) = 37.2 W/kg

**Pin=250mW/Zoom Scan (7x7x7)/Cube 0:** Measurement grid: dx=5mm, dy=5mm, dz=5mm  
Reference Value = 130.0 V/m; Power Drift = 0.00 dB  
Peak SAR (extrapolated) = 46.5 W/kg  
**SAR(1 g) = 13.4 W/kg; SAR(10 g) = 6.59 W/kg**  
Maximum value of SAR (measured) = 37.0 W/kg



## System Check\_H5250\_181120

**DUT: Dipole 5 GHz; Type: D5GHzV2; SN: 1019**

Communication System: CW; Frequency: 5250 MHz; Duty Cycle: 1:1

Medium: H34T60N1\_1120 Medium parameters used:  $f = 5250$  MHz;  $\sigma = 4.633$  S/m;  $\epsilon_r = 37.466$ ;  $\rho = 1000$  kg/m<sup>3</sup>

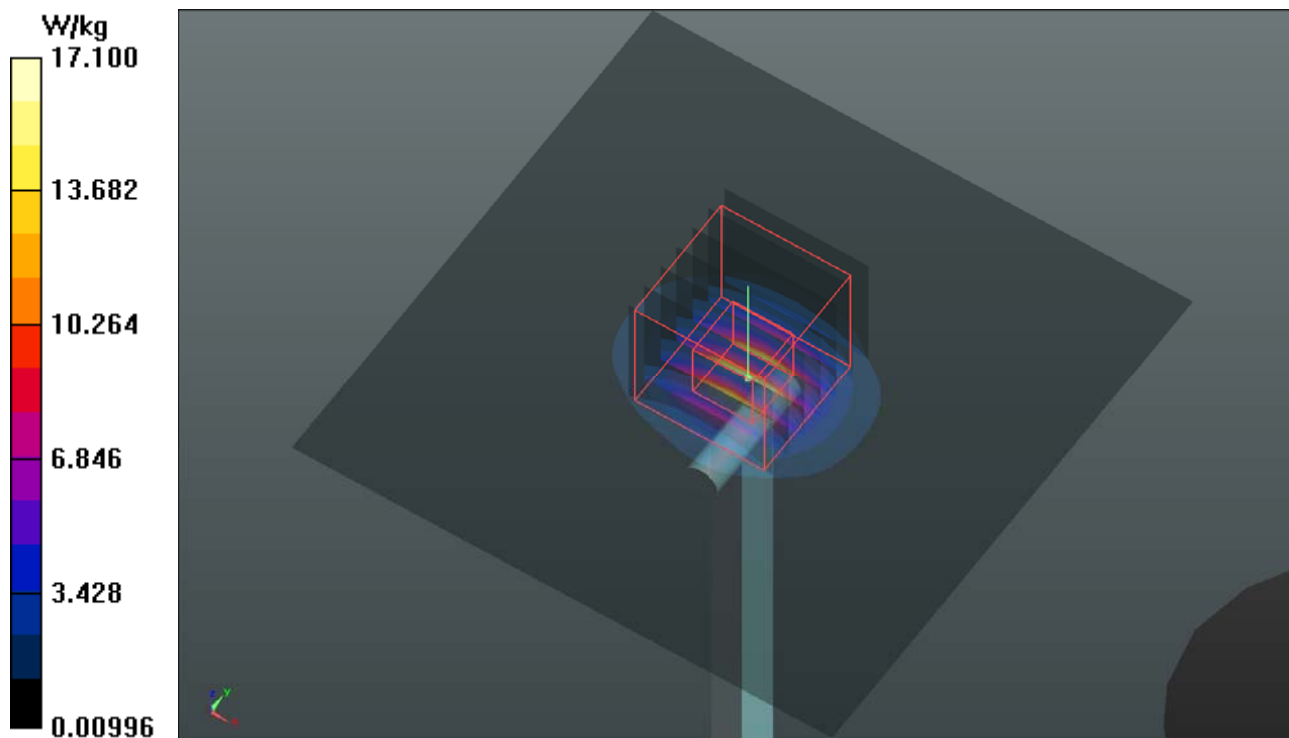
Ambient Temperature : 23.8 °C ; Liquid Temperature : 23.3 °C

DASY5 Configuration:

- Probe: EX3DV4 - SN3650; ConvF(5.46, 5.46, 5.46); Calibrated: 2018/07/27
- Sensor-Surface: 1.4mm (Mechanical Surface Detection)
- Electronics: DAE3 Sn579; Calibrated: 2018/08/27
- Phantom: Twin SAM Phantom\_1654; Type: QD000P40;
- Measurement SW: DASY52, Version 52.10 (2); SEMCAD X Version 14.6.12 (7450)

**Pin=100mW/Area Scan (91x91x1):** Interpolated grid: dx=1.000 mm, dy=1.000 mm  
Maximum value of SAR (interpolated) = 17.1 W/kg

**Pin=100mW/Zoom Scan (7x7x12)/Cube 0:** Measurement grid: dx=4mm, dy=4mm, dz=2mm  
Reference Value = 65.34 V/m; Power Drift = -0.09 dB  
Peak SAR (extrapolated) = 33.2 W/kg  
**SAR(1 g) = 8.41 W/kg; SAR(10 g) = 2.43 W/kg**  
Maximum value of SAR (measured) = 17.5 W/kg





## System Check\_H5600\_181120

**DUT: Dipole 5 GHz; Type: D5GHzV2; SN: 1019**

Communication System: CW; Frequency: 5600 MHz; Duty Cycle: 1:1

Medium: H34T60N1\_1120 Medium parameters used:  $f = 5600$  MHz;  $\sigma = 4.995$  S/m;  $\epsilon_r = 36.992$ ;  $\rho = 1000$  kg/m<sup>3</sup>

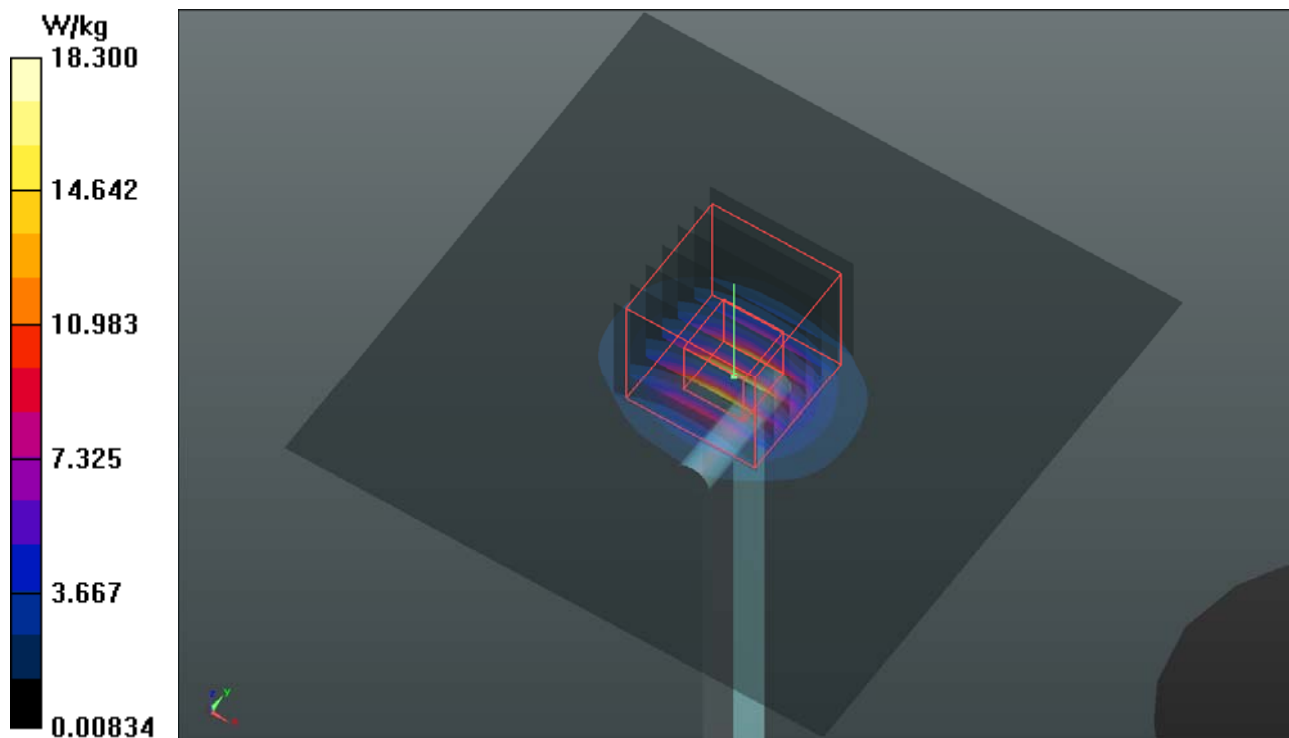
Ambient Temperature : 23.8 °C ; Liquid Temperature : 23.3 °C

DASY5 Configuration:

- Probe: EX3DV4 - SN3650; ConvF(5.05, 5.05, 5.05); Calibrated: 2018/07/27
- Sensor-Surface: 1.4mm (Mechanical Surface Detection)
- Electronics: DAE3 Sn579; Calibrated: 2018/08/27
- Phantom: Twin SAM Phantom\_1654; Type: QD000P40;
- Measurement SW: DASY52, Version 52.10 (2); SEMCAD X Version 14.6.12 (7450)

**Pin=100mW/Area Scan (91x91x1):** Interpolated grid: dx=1.000 mm, dy=1.000 mm  
Maximum value of SAR (interpolated) = 18.3 W/kg

**Pin=100mW/Zoom Scan (7x7x12)/Cube 0:** Measurement grid: dx=4mm, dy=4mm, dz=2mm  
Reference Value = 69.30 V/m; Power Drift = -0.03 dB  
Peak SAR (extrapolated) = 31.2 W/kg  
**SAR(1 g) = 7.99 W/kg; SAR(10 g) = 2.56 W/kg**  
Maximum value of SAR (measured) = 19.0 W/kg



## System Check\_H5750\_181115

**DUT: Dipole 5 GHz; Type: D5GHzV2; SN: 1019**

Communication System: CW; Frequency: 5750 MHz; Duty Cycle: 1:1

Medium: H34T60N2\_1115 Medium parameters used:  $f = 5750$  MHz;  $\sigma = 5.298$  S/m;  $\epsilon_r = 35.4$ ;  $\rho = 1000$  kg/m<sup>3</sup>

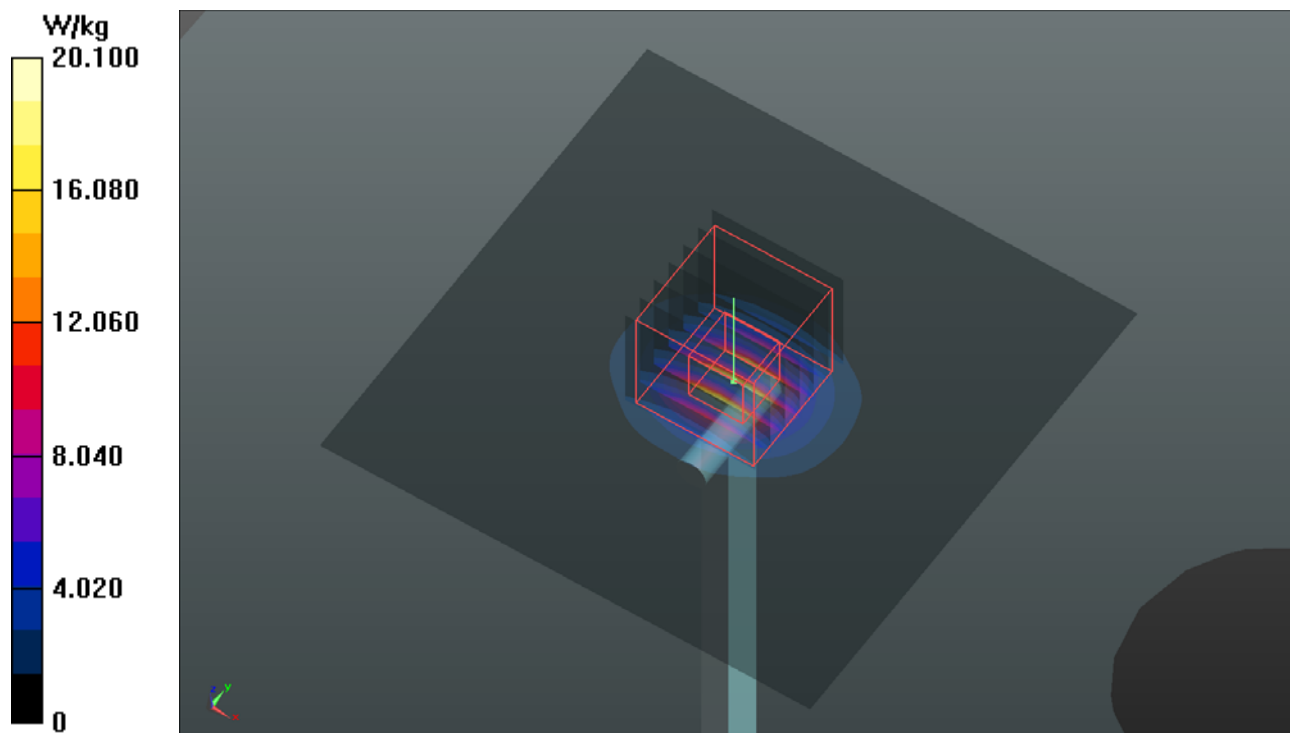
Ambient Temperature : 23.5 °C ; Liquid Temperature : 23.1 °C

DASY5 Configuration:

- Probe: EX3DV4 - SN3898; ConvF(5.09, 5.09, 5.09); Calibrated: 2018/06/26
- Sensor-Surface: 1.4mm (Mechanical Surface Detection)
- Electronics: DAE4 Sn1277; Calibrated: 2018/01/18
- Phantom: Twin SAM Phantom\_1496; Type: QD000P40CA;
- Measurement SW: DASY52, Version 52.10 (2); SEMCAD X Version 14.6.12 (7450)

**Pin=100mW/Area Scan (91x91x1):** Interpolated grid: dx=1.000 mm, dy=1.000 mm  
Maximum value of SAR (interpolated) = 20.1 W/kg

**Pin=100mW/Zoom Scan (7x7x12)/Cube 0:** Measurement grid: dx=4mm, dy=4mm, dz=2mm  
Reference Value = 61.69 V/m; Power Drift = -0.13 dB  
Peak SAR (extrapolated) = 38.2 W/kg  
**SAR(1 g) = 8.26 W/kg; SAR(10 g) = 2.36 W/kg**  
Maximum value of SAR (measured) = 21.7 W/kg



### System Check\_B750\_181208

**DUT: Dipole 750 MHz; Type: D750V3; SN: 1013**

Communication System: CW; Frequency: 750 MHz; Duty Cycle: 1:1

Medium: B06T09N1\_1208 Medium parameters used:  $f = 750 \text{ MHz}$ ;  $\sigma = 0.96 \text{ S/m}$ ;  $\epsilon_r = 56.416$ ;  $\rho = 1000 \text{ kg/m}^3$

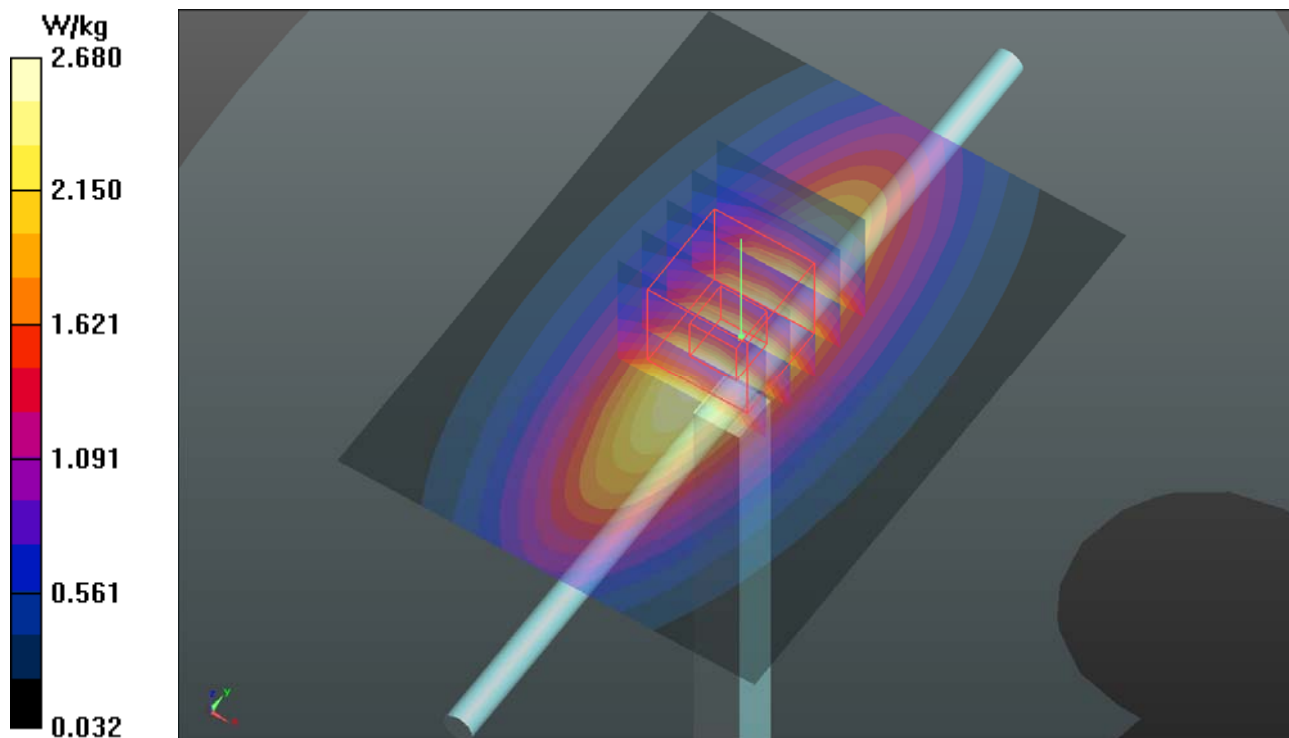
Ambient Temperature :  $23.4 \text{ }^\circ\text{C}$  ; Liquid Temperature :  $23.1 \text{ }^\circ\text{C}$

DASY5 Configuration:

- Probe: EX3DV4 - SN3650; ConvF(9.91, 9.91, 9.91); Calibrated: 2018/07/27
- Sensor-Surface: 1.4mm (Mechanical Surface Detection)
- Electronics: DAE3 Sn579; Calibrated: 2018/08/27
- Phantom: Twin SAM Phantom\_1654; Type: QD000P40CD;
- Measurement SW: DASY52, Version 52.10 (2); SEMCAD X Version 14.6.12 (7450)

**Pin=250mW/Area Scan (61x81x1):** Interpolated grid:  $dx=1.500 \text{ mm}$ ,  $dy=1.500 \text{ mm}$   
Maximum value of SAR (interpolated) =  $2.68 \text{ W/kg}$

**Pin=250mW/Zoom Scan (5x5x7)/Cube 0:** Measurement grid:  $dx=8\text{mm}$ ,  $dy=8\text{mm}$ ,  $dz=5\text{mm}$   
Reference Value =  $55.33 \text{ V/m}$ ; Power Drift =  $0.00 \text{ dB}$   
Peak SAR (extrapolated) =  $3.03 \text{ W/kg}$   
**SAR(1 g) =  $2.02 \text{ W/kg}$ ; SAR(10 g) =  $1.34 \text{ W/kg}$**   
Maximum value of SAR (measured) =  $2.69 \text{ W/kg}$



## System Check\_B835\_181122

**DUT: Dipole 835 MHz; Type: D835V2; SN: 4d121**

Communication System: CW; Frequency: 835 MHz; Duty Cycle: 1:1

Medium: B07T10N1\_1122 Medium parameters used:  $f = 835 \text{ MHz}$ ;  $\sigma = 0.985 \text{ S/m}$ ;  $\epsilon_r = 53.787$ ;  $\rho = 1000 \text{ kg/m}^3$

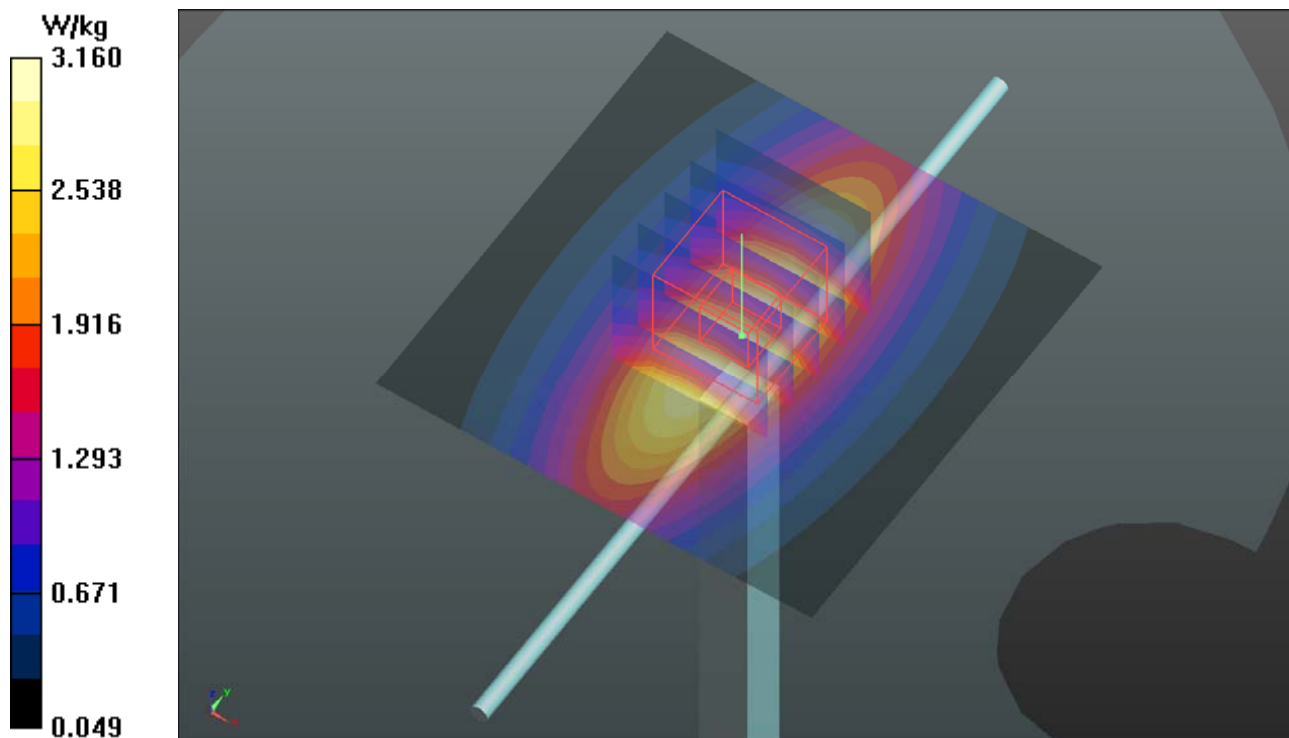
Ambient Temperature :  $23.7 \text{ }^\circ\text{C}$  ; Liquid Temperature :  $23.3 \text{ }^\circ\text{C}$

DASY5 Configuration:

- Probe: EX3DV4 - SN3650; ConvF(9.74, 9.74, 9.74); Calibrated: 2018/07/27
- Sensor-Surface: 1.4mm (Mechanical Surface Detection)
- Electronics: DAE3 Sn579; Calibrated: 2018/08/27
- Phantom: Twin SAM Phantom\_1822; Type: QD000P40CD;
- Measurement SW: DASY52, Version 52.10 (2); SEMCAD X Version 14.6.12 (7450)

**Pin=250mW/Area Scan (61x61x1):** Interpolated grid:  $dx=1.500 \text{ mm}$ ,  $dy=1.500 \text{ mm}$   
Maximum value of SAR (interpolated) =  $3.16 \text{ W/kg}$

**Pin=250mW/Zoom Scan (5x5x7)/Cube 0:** Measurement grid:  $dx=8\text{mm}$ ,  $dy=8\text{mm}$ ,  $dz=5\text{mm}$   
Reference Value =  $59.02 \text{ V/m}$ ; Power Drift =  $-0.07 \text{ dB}$   
Peak SAR (extrapolated) =  $3.54 \text{ W/kg}$   
**SAR(1 g) =  $2.35 \text{ W/kg}$ ; SAR(10 g) =  $1.55 \text{ W/kg}$**   
Maximum value of SAR (measured) =  $3.14 \text{ W/kg}$



## System Check\_B1750\_181206

**DUT: Dipole 1750 MHz; Type: D1750V2; SN: 1055**

Communication System: CW; Frequency: 1750 MHz; Duty Cycle: 1:1

Medium: B16T20N2\_1206 Medium parameters used:  $f = 1750$  MHz;  $\sigma = 1.461$  S/m;  $\epsilon_r = 52.03$ ;  $\rho = 1000$  kg/m<sup>3</sup>

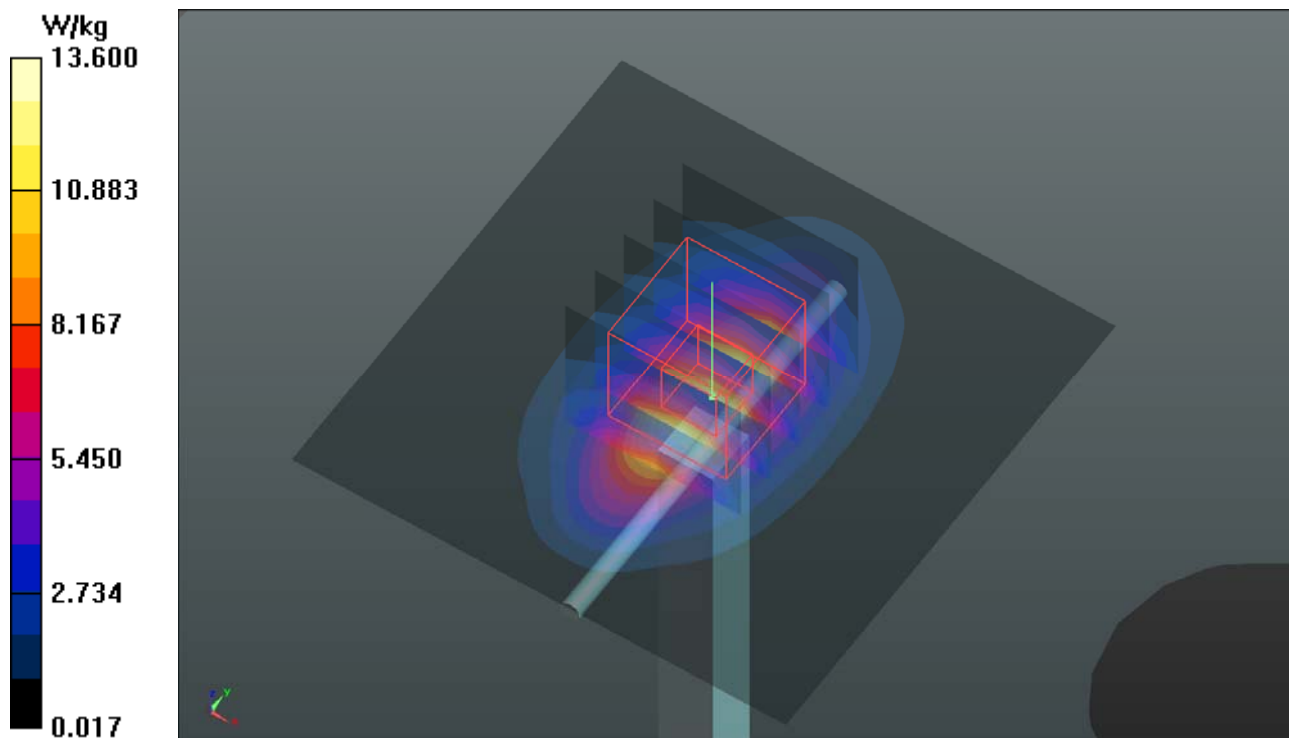
Ambient Temperature : 23.4 °C ; Liquid Temperature : 23.1 °C

DASY5 Configuration:

- Probe: EX3DV4 - SN3650; ConvF(8.2, 8.2, 8.2); Calibrated: 2018/07/27
- Sensor-Surface: 1.4mm (Mechanical Surface Detection)
- Electronics: DAE3 Sn579; Calibrated: 2018/08/27
- Phantom: Twin SAM Phantom\_1822; Type: QD000P40CD;
- Measurement SW: DASY52, Version 52.10 (2); SEMCAD X Version 14.6.12 (7450)

**Pin=250mW/Area Scan (61x61x1):** Interpolated grid: dx=1.500 mm, dy=1.500 mm  
Maximum value of SAR (interpolated) = 13.6 W/kg

**Pin=250mW/Zoom Scan (5x5x7)/Cube 0:** Measurement grid: dx=8mm, dy=8mm, dz=5mm  
Reference Value = 99.80 V/m; Power Drift = -0.10 dB  
Peak SAR (extrapolated) = 15.7 W/kg  
**SAR(1 g) = 8.87 W/kg; SAR(10 g) = 4.73 W/kg**  
Maximum value of SAR (measured) = 13.4 W/kg



## System Check\_B1900\_181121

**DUT: Dipole 1900 MHz; Type: D1900V2; SN: 5d036**

Communication System: CW; Frequency: 1900 MHz; Duty Cycle: 1:1

Medium: B16T20N1\_1121 Medium parameters used:  $f = 1900$  MHz;  $\sigma = 1.551$  S/m;  $\epsilon_r = 52.039$ ;  $\rho = 1000$  kg/m<sup>3</sup>

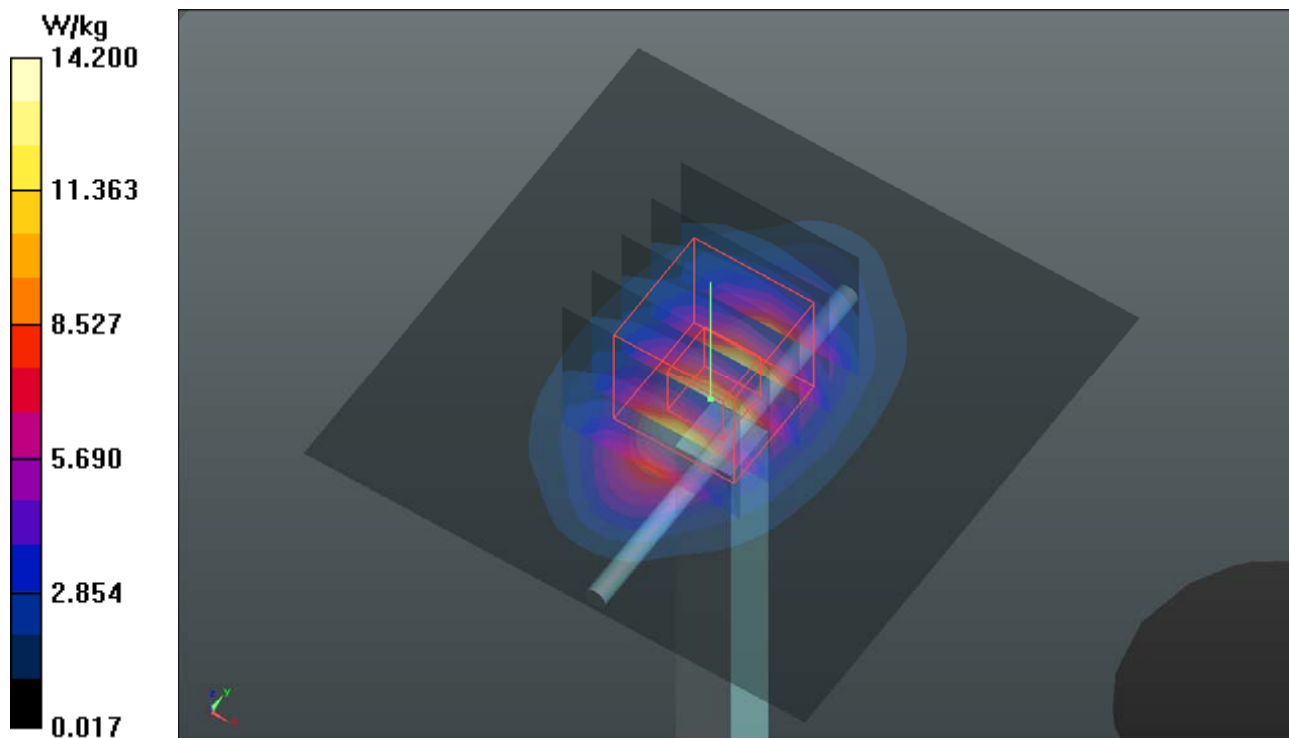
Ambient Temperature : 23.5 °C ; Liquid Temperature : 23.2 °C

DASY5 Configuration:

- Probe: EX3DV4 - SN3650; ConvF(7.89, 7.89, 7.89); Calibrated: 2018/07/27
- Sensor-Surface: 1.4mm (Mechanical Surface Detection)
- Electronics: DAE3 Sn579; Calibrated: 2018/08/27
- Phantom: Twin SAM Phantom\_1822; Type: QD000P40CD;
- Measurement SW: DASY52, Version 52.10 (2); SEMCAD X Version 14.6.12 (7450)

**Pin=250mW/Area Scan (61x61x1):** Interpolated grid: dx=1.500 mm, dy=1.500 mm  
Maximum value of SAR (interpolated) = 14.2 W/kg

**Pin=250mW/Zoom Scan (5x5x7)/Cube 0:** Measurement grid: dx=8mm, dy=8mm, dz=5mm  
Reference Value = 97.03 V/m; Power Drift = -0.08 dB  
Peak SAR (extrapolated) = 17.7 W/kg  
**SAR(1 g) = 9.91 W/kg; SAR(10 g) = 5.22 W/kg**  
Maximum value of SAR (measured) = 14.1 W/kg



## System Check\_B2450\_181126

**DUT: Dipole 2450 MHz; Type: D2450V2; SN: 737**

Communication System: CW; Frequency: 2450 MHz; Duty Cycle: 1:1

Medium: B19T27N4\_1126 Medium parameters used:  $f = 2450$  MHz;  $\sigma = 2.022$  S/m;  $\epsilon_r = 51.416$ ;  $\rho = 1000$  kg/m<sup>3</sup>

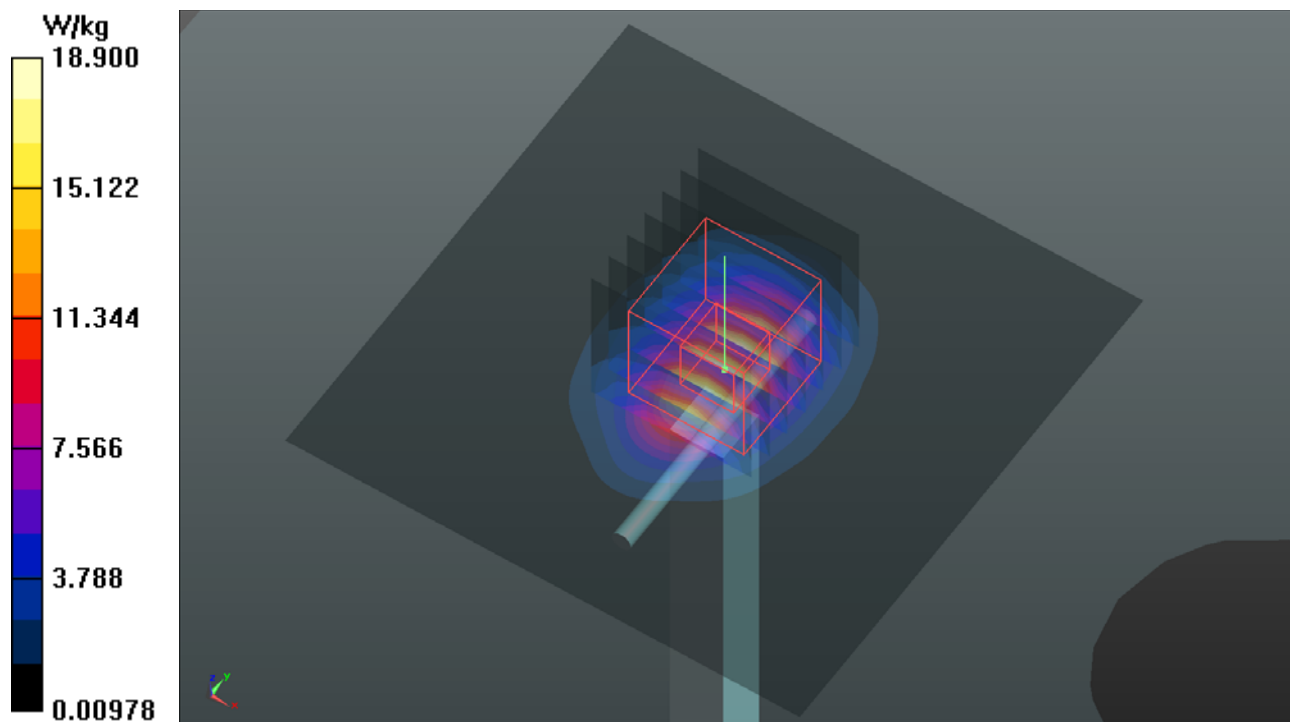
Ambient Temperature : 23.6 °C ; Liquid Temperature : 23.2 °C

DASY5 Configuration:

- Probe: EX3DV4 - SN3898; ConvF(7.61, 7.61, 7.61); Calibrated: 2018/06/26
- Sensor-Surface: 1.4mm (Mechanical Surface Detection)
- Electronics: DAE4 Sn1277; Calibrated: 2018/01/18
- Phantom: Twin SAM Phantom\_1496; Type: QD000P40CB;
- Measurement SW: DASY52, Version 52.10 (2); SEMCAD X Version 14.6.12 (7450)

**Pin=250mW/Area Scan (81x81x1):** Interpolated grid: dx=1.200 mm, dy=1.200 mm  
Maximum value of SAR (interpolated) = 18.9 W/kg

**Pin=250mW/Zoom Scan (7x7x7)/Cube 0:** Measurement grid: dx=5mm, dy=5mm, dz=5mm  
Reference Value = 98.35 V/m; Power Drift = -0.11 dB  
Peak SAR (extrapolated) = 25.5 W/kg  
**SAR(1 g) = 12.4 W/kg; SAR(10 g) = 5.69 W/kg**  
Maximum value of SAR (measured) = 19.0 W/kg



### System Check\_B2600\_181121

**DUT: Dipole 2600 MHz; Type: D2600V2; SN: 1020**

Communication System: CW; Frequency: 2600 MHz; Duty Cycle: 1:1

Medium: B19T27N3\_1121 Medium parameters used:  $f = 2600$  MHz;  $\sigma = 2.227$  S/m;  $\epsilon_r = 53.288$ ;  $\rho = 1000$  kg/m<sup>3</sup>

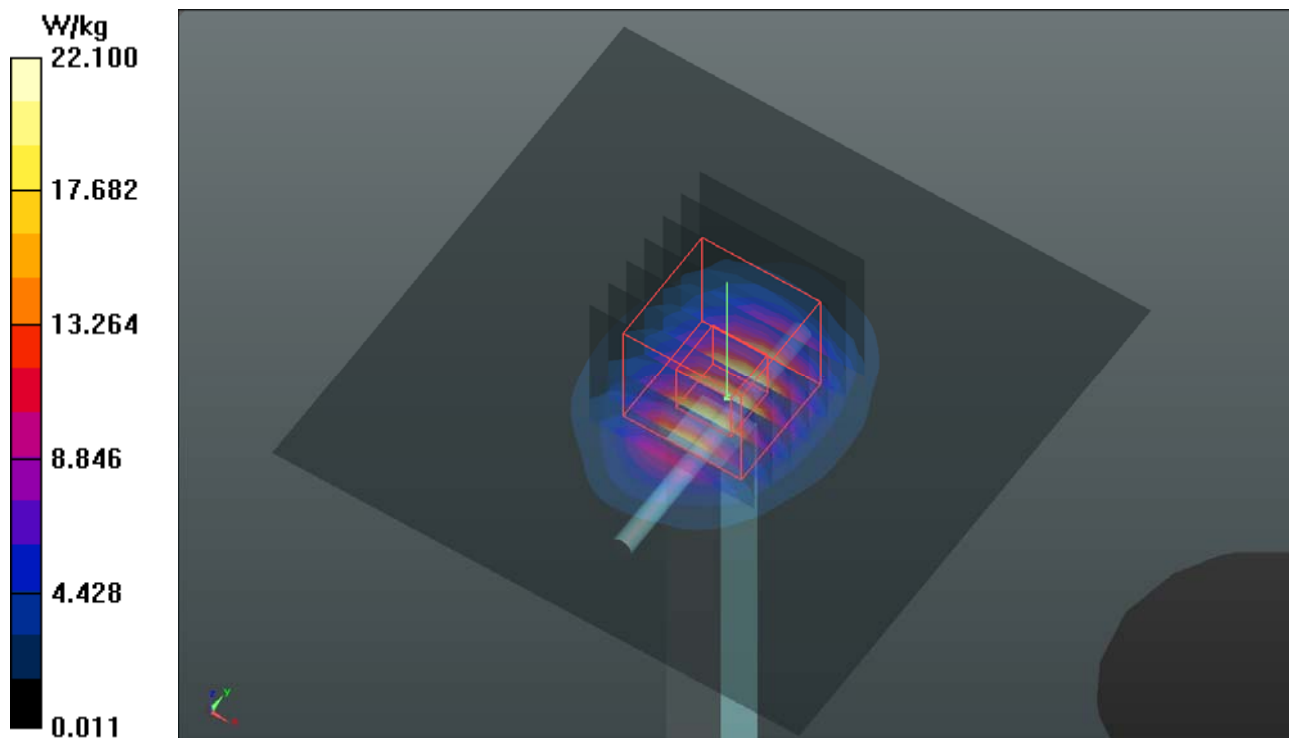
Ambient Temperature : 23.5 °C ; Liquid Temperature : 23.2 °C

DASY5 Configuration:

- Probe: EX3DV4 - SN3650; ConvF(7.48, 7.48, 7.48); Calibrated: 2018/07/27
- Sensor-Surface: 1.4mm (Mechanical Surface Detection)
- Electronics: DAE3 Sn579; Calibrated: 2018/08/27
- Phantom: Twin SAM Phantom\_1822; Type: QD000P40CD;
- Measurement SW: DASY52, Version 52.10 (2); SEMCAD X Version 14.6.12 (7450)

**Pin=250mW/Area Scan (81x81x1):** Interpolated grid: dx=1.200 mm, dy=1.200 mm  
Maximum value of SAR (interpolated) = 22.1 W/kg

**Pin=250mW/Zoom Scan (7x7x7)/Cube 0:** Measurement grid: dx=5mm, dy=5mm, dz=5mm  
Reference Value = 98.17 V/m; Power Drift = -0.19 dB  
Peak SAR (extrapolated) = 28.8 W/kg  
**SAR(1 g) = 13.1 W/kg; SAR(10 g) = 5.87 W/kg**  
Maximum value of SAR (measured) = 22.7 W/kg





## System Check\_B5250\_181122

**DUT: Dipole 5 GHz; Type: D5GHzV2; SN: 1019**

Communication System: CW; Frequency: 5250 MHz; Duty Cycle: 1:1

Medium: B34T60N1\_1122 Medium parameters used:  $f = 5250$  MHz;  $\sigma = 5.366$  S/m;  $\epsilon_r = 49.229$ ;  $\rho = 1000$  kg/m<sup>3</sup>

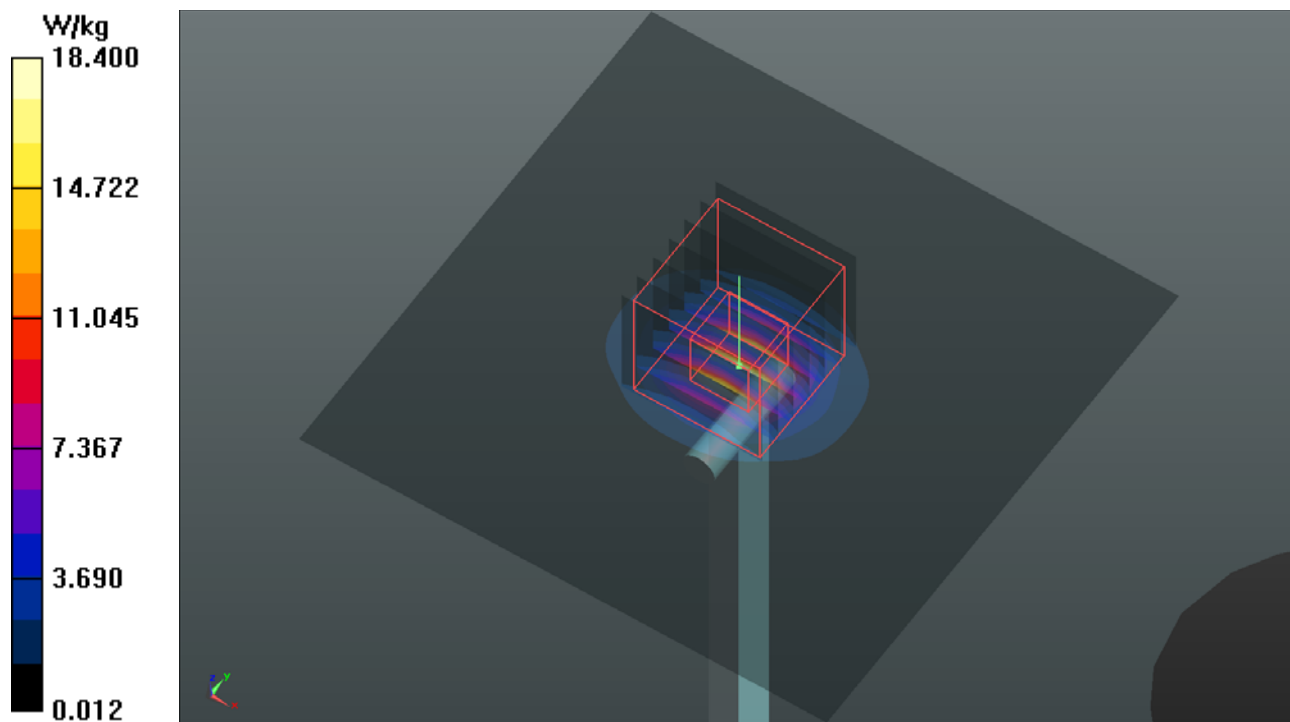
Ambient Temperature : 23.7 °C ; Liquid Temperature : 23.4 °C

DASY5 Configuration:

- Probe: EX3DV4 - SN3898; ConvF(4.95, 4.95, 4.95); Calibrated: 2018/06/26
- Sensor-Surface: 1.4mm (Mechanical Surface Detection)
- Electronics: DAE4 Sn1277; Calibrated: 2018/01/18
- Phantom: Twin SAM Phantom\_1496; Type: QD000P40CA;
- Measurement SW: DASY52, Version 52.10 (2); SEMCAD X Version 14.6.12 (7450)

**Pin=100mW/Area Scan (91x91x1):** Interpolated grid: dx=1.000 mm, dy=1.000 mm  
Maximum value of SAR (interpolated) = 18.4 W/kg

**Pin=100mW/Zoom Scan (7x7x12)/Cube 0:** Measurement grid: dx=4mm, dy=4mm, dz=2mm  
Reference Value = 69.82 V/m; Power Drift = -0.01 dB  
Peak SAR (extrapolated) = 32.1 W/kg  
**SAR(1 g) = 7.85 W/kg; SAR(10 g) = 2.21 W/kg**  
Maximum value of SAR (measured) = 19.9 W/kg



## System Check\_B5600\_181126

**DUT: Dipole 5 GHz; Type: D5GHzV2; SN: 1019**

Communication System: CW; Frequency: 5600 MHz; Duty Cycle: 1:1

Medium: B34T60N1\_1126 Medium parameters used:  $f = 5600$  MHz;  $\sigma = 5.885$  S/m;  $\epsilon_r = 46.679$ ;  $\rho = 1000$  kg/m<sup>3</sup>

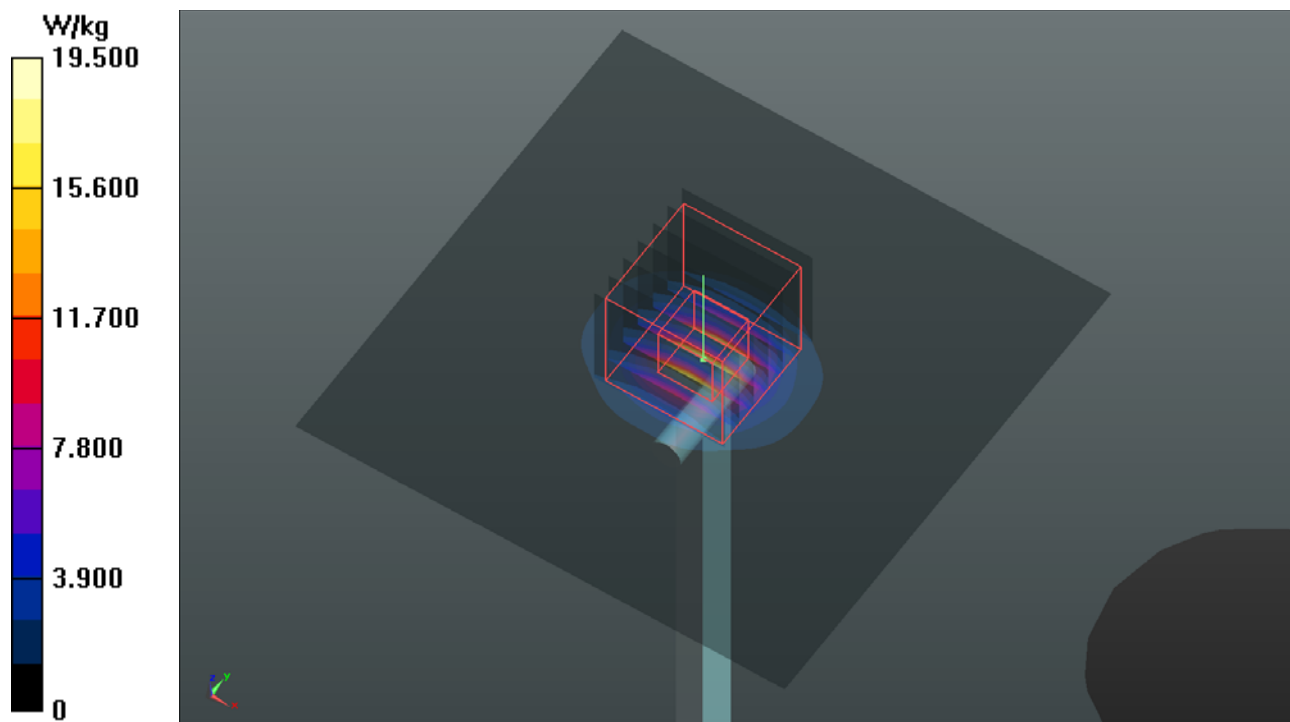
Ambient Temperature : 23.6 °C ; Liquid Temperature : 23.2 °C

DASY5 Configuration:

- Probe: EX3DV4 - SN3898; ConvF(4.17, 4.17, 4.17); Calibrated: 2018/06/26
- Sensor-Surface: 1.4mm (Mechanical Surface Detection)
- Electronics: DAE4 Sn1277; Calibrated: 2018/01/18
- Phantom: Twin SAM Phantom\_1496; Type: QD000P40CB;
- Measurement SW: DASY52, Version 52.10 (2); SEMCAD X Version 14.6.12 (7450)

**Pin=100mW/Area Scan (91x91x1):** Interpolated grid: dx=1.000 mm, dy=1.000 mm  
Maximum value of SAR (interpolated) = 19.5 W/kg

**Pin=100mW/Zoom Scan (7x7x12)/Cube 0:** Measurement grid: dx=4mm, dy=4mm, dz=2mm  
Reference Value = 69.03 V/m; Power Drift = -0.08 dB  
Peak SAR (extrapolated) = 35.4 W/kg  
**SAR(1 g) = 8.01 W/kg; SAR(10 g) = 2.24 W/kg**  
Maximum value of SAR (measured) = 21.0 W/kg



## System Check\_B5750\_181126

**DUT: Dipole 5 GHz; Type: D5GHzV2; SN: 1019**

Communication System: CW; Frequency: 5750 MHz; Duty Cycle: 1:1

Medium: B34T60N1\_1126 Medium parameters used:  $f = 5750$  MHz;  $\sigma = 6.115$  S/m;  $\epsilon_r = 46.433$ ;  $\rho = 1000$  kg/m<sup>3</sup>

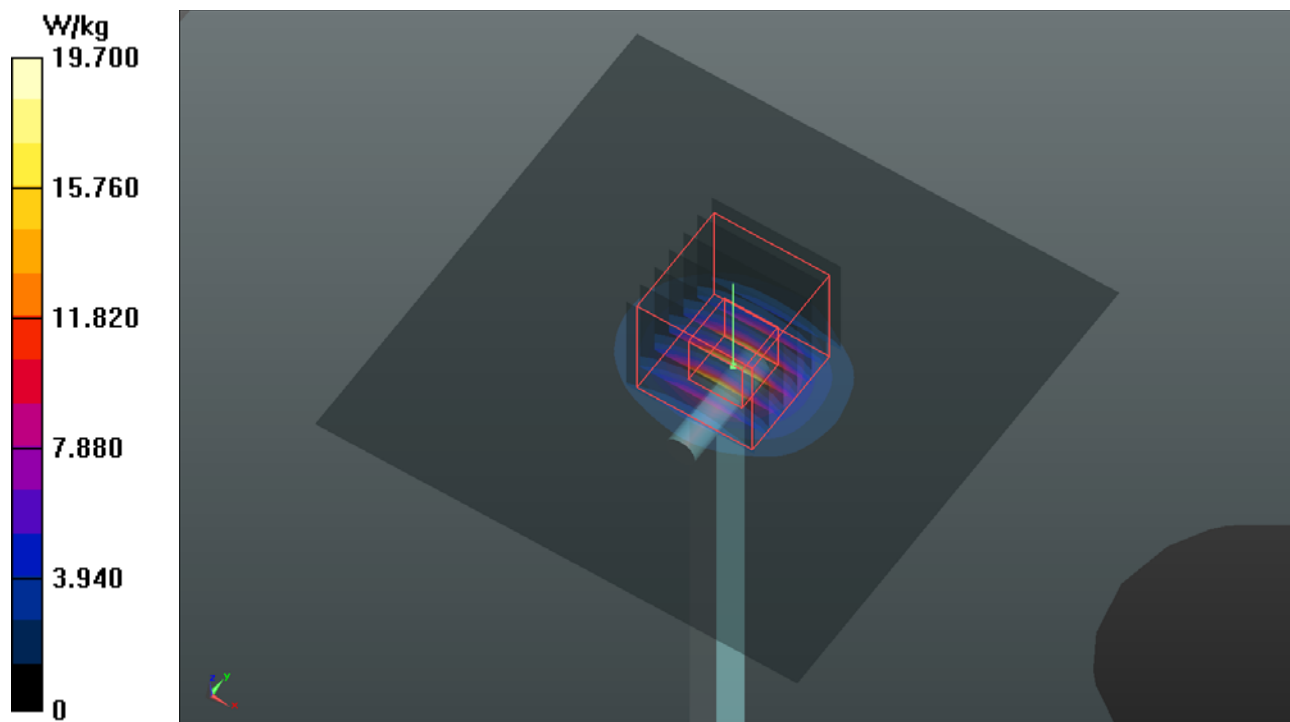
Ambient Temperature : 23.6 °C ; Liquid Temperature : 23.2 °C

DASY5 Configuration:

- Probe: EX3DV4 - SN3898; ConvF(4.45, 4.45, 4.45); Calibrated: 2018/06/26
- Sensor-Surface: 1.4mm (Mechanical Surface Detection)
- Electronics: DAE4 Sn1277; Calibrated: 2018/01/18
- Phantom: Twin SAM Phantom\_1496; Type: QD000P40CB;
- Measurement SW: DASY52, Version 52.10 (2); SEMCAD X Version 14.6.12 (7450)

**Pin=100mW/Area Scan (91x91x1):** Interpolated grid: dx=1.000 mm, dy=1.000 mm  
Maximum value of SAR (interpolated) = 19.7 W/kg

**Pin=100mW/Zoom Scan (7x7x12)/Cube 0:** Measurement grid: dx=4mm, dy=4mm, dz=2mm  
Reference Value = 62.70 V/m; Power Drift = -0.17 dB  
Peak SAR (extrapolated) = 35.9 W/kg  
**SAR(1 g) = 7.93 W/kg; SAR(10 g) = 2.26 W/kg**  
Maximum value of SAR (measured) = 20.5 W/kg



## System Check\_B5250\_181126

**DUT: Dipole 5 GHz; Type: D5GHzV2; SN: 1019**

Communication System: CW; Frequency: 5250 MHz; Duty Cycle: 1:1

Medium: B34T60N1\_1126 Medium parameters used:  $f = 5250$  MHz;  $\sigma = 5.398$  S/m;  $\epsilon_r = 47.416$ ;  $\rho = 1000$  kg/m<sup>3</sup>

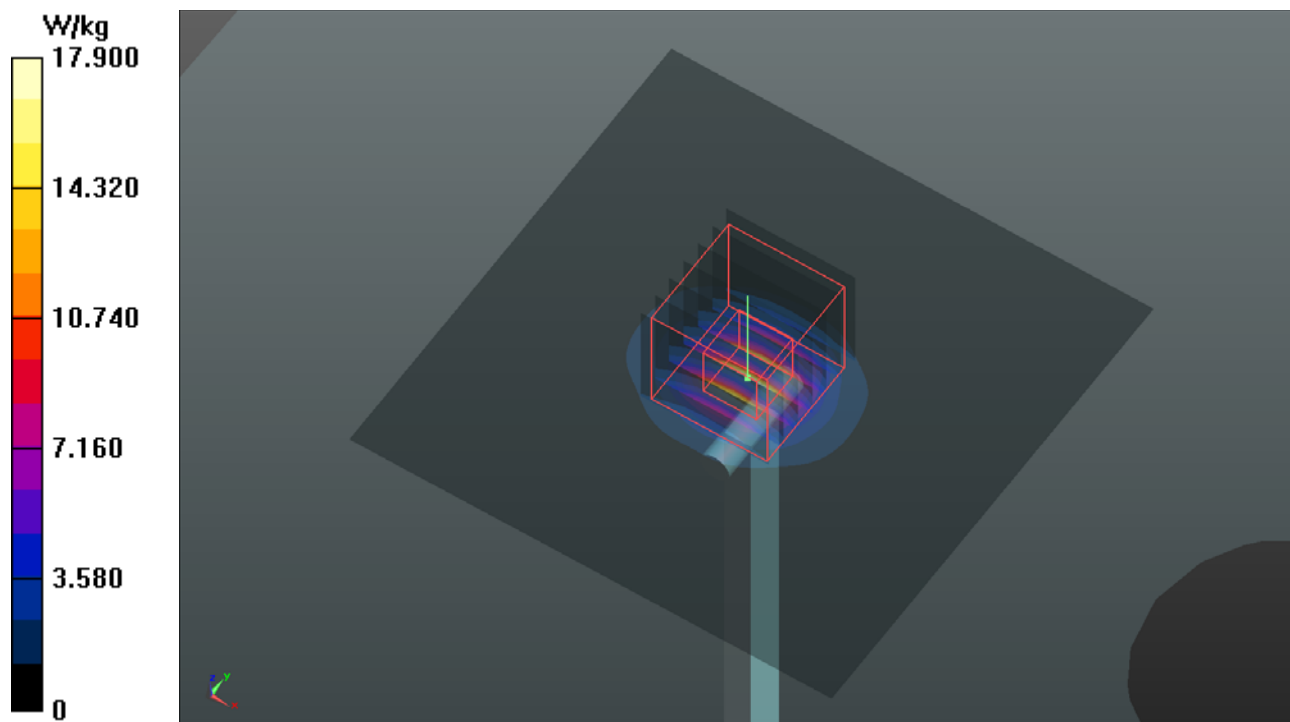
Ambient Temperature : 23.6 °C ; Liquid Temperature : 23.2 °C

DASY5 Configuration:

- Probe: EX3DV4 - SN3898; ConvF(4.95, 4.95, 4.95); Calibrated: 2018/06/26
- Sensor-Surface: 1.4mm (Mechanical Surface Detection)
- Electronics: DAE4 Sn1277; Calibrated: 2018/01/18
- Phantom: Twin SAM Phantom\_1496; Type: QD000P40CB;
- Measurement SW: DASY52, Version 52.10 (2); SEMCAD X Version 14.6.12 (7450)

**Pin=100mW/Area Scan (91x91x1):** Interpolated grid: dx=1.000 mm, dy=1.000 mm  
Maximum value of SAR (interpolated) = 17.9 W/kg

**Pin=100mW/Zoom Scan (7x7x12)/Cube 0:** Measurement grid: dx=4mm, dy=4mm, dz=2mm  
Reference Value = 66.63 V/m; Power Drift = -0.03 dB  
Peak SAR (extrapolated) = 34.8 W/kg  
**SAR(1 g) = 7.7 W/kg; SAR(10 g) = 2.17 W/kg**  
Maximum value of SAR (measured) = 20.0 W/kg



## System Check\_B5600\_181126

**DUT: Dipole 5 GHz; Type: D5GHzV2; SN: 1019**

Communication System: CW; Frequency: 5600 MHz; Duty Cycle: 1:1

Medium: B34T60N1\_1126 Medium parameters used:  $f = 5600$  MHz;  $\sigma = 5.885$  S/m;  $\epsilon_r = 46.679$ ;  $\rho = 1000$  kg/m<sup>3</sup>

Ambient Temperature : 23.6 °C ; Liquid Temperature : 23.2 °C

DASY5 Configuration:

- Probe: EX3DV4 - SN3898; ConvF(4.17, 4.17, 4.17); Calibrated: 2018/06/26
- Sensor-Surface: 1.4mm (Mechanical Surface Detection)
- Electronics: DAE4 Sn1277; Calibrated: 2018/01/18
- Phantom: Twin SAM Phantom\_1496; Type: QD000P40CB;
- Measurement SW: DASY52, Version 52.10 (2); SEMCAD X Version 14.6.12 (7450)

**Pin=100mW/Area Scan (91x91x1):** Interpolated grid: dx=1.000 mm, dy=1.000 mm  
Maximum value of SAR (interpolated) = 19.5 W/kg

**Pin=100mW/Zoom Scan (7x7x12)/Cube 0:** Measurement grid: dx=4mm, dy=4mm, dz=2mm  
Reference Value = 69.03 V/m; Power Drift = -0.08 dB  
Peak SAR (extrapolated) = 35.4 W/kg  
**SAR(1 g) = 8.01 W/kg; SAR(10 g) = 2.24 W/kg**  
Maximum value of SAR (measured) = 21.0 W/kg

