

PHOTOGRAPHS OF THE TEST CONFIGURATION

WLAN / BT / BT LE

Conducted Emission Test



Radiated Emission Test (Above 1GHz) (X-plane)




Radiated Emission Test (Above 1GHz) (Z-plane)



Radiated Emission Test (Below 1GHz) (X-plane)





Radiated Emission Test (Below 1GHz) (Z-plane)





NFC
Conducted Emission Test



Radiated Emission Test (9kHz ~ 30MHz)




Radiated Emission Test (30MHz ~ 1GHz)




DFS


Set UUT as Client without radar detection mode (Radar injected into Master)



WWAN
Radiated Emission Test below 1GHz
(X-Plane)



Radiated Emission Test below 1GHz
(Y-Plane)



Radiated Emission Test below 1GHz
(Z-Plane)




Radiated Emission Test above 1GHz
(X-Plane)



Radiated Emission Test above 1GHz
(Y-Plane)



Radiated Emission Test above 1GHz
(Z-Plane)



ERP Power Test
(Y-Plane)



EIRP Power Test
(X-Plane)



EIRP Power Test
(Y-Plane)

