



1 Pictures of Test Arrangements

1.1 Conducted Emissions at Mains Ports


<Adapter Mode>



<USB Link Mode>





<Receiver Mode>




1.2 Radiated Emissions up to 1 GHz



<Adapter Mode>



<USB Link Mode>




<Receiver Mode>




1.3 Radiated Emissions above 1 GHz

<Adapter Mode>



<USB Link Mode>



<Receiver Mode>

