



FCC Test Report

Equipment : Dual band WiFi Router
Brand Name : Google
Model No. : AC-1304
FCC ID : A4RAC-1304
Standard : 47 CFR FCC Part 15.407
Operating Band : 5150 MHz – 5250 MHz
5725 MHz – 5850 MHz
Applicant : Google Inc.
1600 Amphitheater Parkway, Mountain View, CA 94043
Manufacturer : Wistron NeWeb Corporation
20 Park Ave. II, Hsinchu Science Park, Hsinchu 308,
Taiwan
Function : Outdoor; Indoor; Fixed P2P
 Client

The product sample received on Sep. 14, 2016 and completely tested on Mar. 22, 2017. We, SPORTON, would like to declare that the tested sample has been evaluated in accordance with the procedures given in ANSI C63.10-2013 and shown compliance with the applicable technical standards.

The test results in this report apply exclusively to the tested model / sample. Without written approval of SPORTON INTERNATIONAL INC., the test report shall not be reproduced except in full.


Cliff Chang
SPORTON INTERNATIONAL INC.





Table of Contents

- 1 GENERAL DESCRIPTION5**
- 1.1 Information.....5
- 1.2 Testing Applied Standards8
- 1.3 Testing Location Information8
- 1.4 Measurement Uncertainty8
- 2 TEST CONFIGURATION OF EUT9**
- 2.1 Test Channel Mode9
- 2.2 The Worst Case Measurement Configuration11
- 2.3 EUT Operation during Test12
- 2.4 Accessories13
- 2.5 Support Equipment.....13
- 2.6 Test Setup Diagram14
- 3 TRANSMITTER TEST RESULT18**
- 3.1 AC Power-line Conducted Emissions18
- 3.2 Emission Bandwidth20
- 3.3 Maximum Conducted Output Power21
- 3.4 Peak Power Spectral Density.....23
- 3.5 Unwanted Emissions.....26
- 3.6 Frequency Stability.....30
- 4 TEST EQUIPMENT AND CALIBRATION DATA31**

APPENDIX A. TEST RESULTS OF AC POWER-LINE CONDUCTED EMISSIONS

APPENDIX B. TEST RESULTS OF EMISSION BANDWIDTH

APPENDIX C. TEST RESULTS OF MAXIMUM CONDUCTED OUTPUT POWER

APPENDIX D. TEST RESULTS OF PEAK POWER SPECTRAL DENSITY

APPENDIX E. TEST RESULTS OF UNWANTED EMISSIONS

APPENDIX F. TEST RESULTS OF FREQUENCY STABILITY

APPENDIX G. TEST RESULTS OF RADIATED EMISSION CO-LOCATION

TEST PHOTO OF EUT

PHOTOGRAPHS OF EUT V01



Summary of Test Result

Conformance Test Specifications			
Report Clause	Ref. Std. Clause	Description	Result
1.1.2	15.203	Antenna Requirement	Complied
3.1	15.207	AC Power-line Conducted Emissions	Complied
3.2	15.407(a)	Emission Bandwidth	Complied
3.3	15.407(a)	Maximum Conducted Output Power	Complied
3.4	15.407(a)	Peak Power Spectral Density	Complied
3.5	15.407(b)	Unwanted Emissions	Complied
3.6	15.407(g)	Frequency Stability	Complied

Note: This application is for a new FCC ID by removing the Zigbee module from original case, FCC ID: A4RNLS-1304-25. Based on the validation results on the new case, there is no significant difference between original case and the new case. So, no tests performed above 1GHz RSE for the new case.



1 General Description

1.1 Information

1.1.1 RF General Information

Frequency Range (MHz)	IEEE Std. 802.11	Ch. Frequency (MHz)	Channel Number
5150-5250	a, n (HT20), ac (VHT20)	5180-5240	36-48 [4]
5725-5850		5745-5825	149-165 [5]
5150-5250	n (HT40), ac (VHT40)	5190-5230	38-46 [2]
5725-5850		5755-5795	151-159 [2]
5150-5250	ac (VHT80)	5210	42 [1]
5725-5850		5775	155 [1]

Band	Mode	BWch (MHz)	Nant
5.2G	11a	20	2
5.8G	11a	20	2
5.2G	HT20	20	2
5.8G	HT20	20	2
5.2G	HT20,BF	20	2
5.8G	HT20,BF	20	2
5.2G	VHT20	20	2
5.8G	VHT20	20	2
5.2G	VHT20,BF	20	2
5.8G	VHT20,BF	20	2
5.2G	HT40	40	2
5.8G	HT40	40	2
5.2G	HT40,BF	40	2
5.8G	HT40,BF	40	2
5.2G	VHT40	40	2
5.8G	VHT40	40	2
5.2G	VHT40,BF	40	2
5.8G	VHT40,BF	40	2
5.2G	VHT80	80	2
5.8G	VHT80	80	2
5.2G	VHT80,BF	80	2
5.8G	VHT80,BF	80	2

Note:

- ♦ 5.2G/5.2G-I(IC) is the 5.2GHz Band (5.15-5.25GHz).
- ♦ 5.8G/5.8G-I(IC) is the 5.8GHz Band (5.725-5.850GHz).
- ♦ 11a, HT20 and HT40 use a combination of OFDM-BPSK, QPSK, 16QAM, 64QAM modulation.
- ♦ VHT20, VHT40 and VHT80 use a combination of OFDM-BPSK, QPSK, 16QAM, 64QAM, 256QAM modulation.
- ♦ BWch is the nominal channel bandwidth.
- ♦ Nss-Min is the minimum number of spatial streams.
- ♦ Nant is the number of outputs. e.g., 2(2,3) means have 2 outputs for port 2 and port 3. 2 means have 2 outputs for port 1 and port 2.

1.1.2 Antenna Information

Ant.	Chain		Brand	Model No.	Antenna Type	Connector	Gain (dBi)		
	2.4 GHz	5 GHz					2.4 GHz	5 GHz	BT
1	1	2	WNC	N/A	LG material	I-PEX	3.53	4.56	-
2	2	-	WNC	N/A	LG material	I-PEX	3.53	-	-
3	-	1	WNC	N/A	LG material	I-PEX	-	4.56	-
4	3	-	WNC	N/A	LG material	I-PEX	-	-	5.46

Note: The EUT has four antennas.

For 2.4GHz function:

For IEEE 802.11b/g/n/ac mode (2TX/2RX):

Chain 1 and Chain 2 can be used as transmitting/receiving antenna.

Chain 1 and Chain 2 could transmit/receive simultaneously.

For 5GHz function:

For IEEE 802.11a/n/ac mode (2TX/2RX):

Chain 1 and Chain 2 can be use as transmitting antenna.

Chain 1 and Chain 2 could transmit/receive simultaneously.

For Bluetooth function:

Only Chain 3 can be used as transmitting/receiving antenna.



1.1.3 Mode Test Duty Cycle

Mode	DC	DCF(dB)
11a	0.962	0.168
VHT20	0.985	0.066
VHT20,BF	0.946	0.241
VHT40	0.969	0.137
VHT40,BF	0.869	0.61
VHT80	0.936	0.287
VHT80,BF	0.84	0.757

1.1.4 EUT Operational Condition

EUT Power Type	From Power Adapter		
Beamforming Function	<input checked="" type="checkbox"/>	With beamforming for 802.11n/ac in 2.4GHz and 5GHz.	<input type="checkbox"/> Without beamforming

1.1.5 Table for Multiple source Listing

The EUT has three types, which are identical to each other in all aspects except for the following table:

EUT	PHY	U2
EUT 1	Main source	Second source (samsung)
EUT 2	Second source	Second source (samsung)
EUT 3	Main source	Main source (toshiba)

The PHY and U2 detail information as below:

Source	Model Name
PHY Main source	QCA8072
PHY Second source	QCA8075
U2 main source	Toshiba EMMC, THGBMDG5D1LBAIT
U2 second source	Samsung EMMC, KLM4G1FEPD-B031



1.2 Testing Applied Standards

According to the specifications of the manufacturer, the EUT must comply with the requirements of the following standards:

- ◆ 47 CFR FCC Part 15
- ◆ ANSI C63.10-2013
- ◆ FCC KDB 789033 D02 v01r03
- ◆ FCC KDB 644545 D03 v01
- ◆ FCC KDB 662911 D01 v02r01

1.3 Testing Location Information

Testing Location		
<input type="checkbox"/>	HWA YA	ADD : No. 52, Hwa Ya 1st Rd., Kwei-Shan Hsiang, Tao Yuan Hsien, Taiwan, R.O.C. TEL : 886-3-327-3456 FAX : 886-3-318-0055
<input checked="" type="checkbox"/>	JHUBEI	ADD : No.8, Lane 724, Bo-ai St., Jhubei City, HsinChu County 302, Taiwan, R.O.C. TEL : 886-3-656-9065 FAX : 886-3-656-9085

Test Condition	Test Site No.	Test Engineer	Test Environment	Test Date
RF Conducted	TH01-CB	Ron Huang	22.2°C / 47%	Feb. 24, 2017
Radiated	03CH01-CB (Below 1GHz)	Joy Luo	22°C / 54%	Mar. 16, 2017
Radiated	03CH01-CB (Above 1GHz)	Stim Sung / Jay Lo	22°C / 54%	Sep. 19, 2016 Oct. 09, 2016
Radiated	03CH01-CB (Radiated Emission Co-location)	Joy Luo	22°C / 54%	Mar. 16, 2017
AC Conduction	CO01-CB	Deven Huang	22°C / 57%	Mar. 22, 2017

Test site Designation No. TW0006 with FCC
Test site registered number IC 4086D with Industry Canada.

1.4 Measurement Uncertainty

ISO/IEC 17025 requires that an estimate of the measurement uncertainties associated with the emissions test results be included in the report. The measurement uncertainties given below are based on a 95% confidence level (based on a coverage factor (k=2))

Test Items	Uncertainty	Remark
Conducted Emission (150kHz ~ 30MHz)	3.2 dB	Confidence levels of 95%
Radiated Emission (30MHz ~ 1,000MHz)	3.6 dB	Confidence levels of 95%
Radiated Emission (1GHz ~ 18GHz)	3.7 dB	Confidence levels of 95%
Radiated Emission (18GHz ~ 40GHz)	3.5 dB	Confidence levels of 95%
Conducted Emission	1.7 dB	Confidence levels of 95%



2 Test Configuration of EUT

2.1 Test Channel Mode

Mode	Power Setting
802.11a_Nss1_2TX	-
5180MHz	19.5
5200MHz	24
5240MHz	23
802.11ac VHT20_Nss1,(MCS0)_2TX	-
5180MHz	20
5200MHz	24
5240MHz	24.5
802.11ac VHT40_Nss1,(MCS0)_2TX	-
5190MHz	17
5230MHz	22
802.11ac VHT80_Nss1,(MCS0)_2TX	-
5210MHz	16
802.11a_Nss1_2TX	-
5745MHz	22.5
5785MHz	22
5825MHz	24
802.11ac VHT20_Nss1,(MCS0)_2TX	-
5745MHz	25
5785MHz	25
5825MHz	25
802.11ac VHT40_Nss1,(MCS0)_2TX	-
5755MHz	25
5795MHz	25
802.11ac VHT80_Nss1,(MCS0)_2TX	-
5775MHz	21
802.11ac VHT20-BF_Nss1,(MCS0)_2TX	-
5180MHz	2200
5200MHz	2500
5240MHz	2500
802.11ac VHT40-BF_Nss1,(MCS0)_2TX	-
5190MHz	2200
5230MHz	2500



Mode	Power Setting
802.11ac VHT80-BF_Nss1,(MCS0)_2TX	-
5210MHz	2100
802.11ac VHT20-BF_Nss1,(MCS0)_2TX	-
5745MHz	2500
5785MHz	2500
5825MHz	2500
802.11ac VHT40-BF_Nss1,(MCS0)_2TX	-
5755MHz	2500
5795MHz	2500
802.11ac VHT80-BF_Nss1,(MCS0)_2TX	-
5775MHz	2500

Note:

- ♦ VHT20/VHT40 covers HT20/HT40, due to same modulation. The power setting for 802.11n HT20 and HT40 are the same or lower than 802.11ac VHT20 and VHT40.
- ♦ There are two modes of EUT, one is beamforming mode, and the other is non-beamforming mode for 802.11n/ac. All test results were recorded in the report.

2.2 The Worst Case Measurement Configuration

The Worst Case Mode for Following Conformance Tests	
Tests Item	AC power-line conducted emissions
Condition	AC power-line conducted measurement for line and neutral
Operating Mode	Normal Link
1	PHY Main source + U2 second source (samsung)
2	PHY Second source + U2 second source (samsung)
3	PHY Main source + U2 main source (toshiba)

The Worst Case Mode for Following Conformance Tests	
Tests Item	Emission Bandwidth Maximum Conducted Output Power Peak Power Spectral Density Frequency Stability
Test Condition	Conducted measurement at transmit chains
There are three source for the EUT. It has no influence for RF results. And the EUT1 with main source was selected to test and record in the report.	

The Worst Case Mode for Following Conformance Tests	
Tests Item	Unwanted Emissions
Test Condition	Radiated measurement If EUT consist of multiple antenna assembly (multiple antenna are used in EUT regardless of spatial multiplexing MIMO configuration), the radiated test should be performed with highest antenna gain of each antenna type.
Operating Mode < 1GHz	Normal Link
1	PHY Main source + U2 second source (samsung)
2	PHY Second source + U2 second source (samsung)
3	PHY Main source + U2 main source (toshiba)
Operating Mode > 1GHz	CTX - PHY Main source + U2 second source (samsung)
There are three source for the EUT. It has no influence for RF results. And the EUT1 with main source was selected to test and record in the report.	



The Worst Case Mode for Following Conformance Tests	
Tests Item	Simultaneous Transmission Analysis
Test Condition	Radiated measurement
Operating Mode	Normal Link
For Co-location RF Exposure Evaluation	
1	WLAN 2.4GHz + WLAN 5GHz + Bluetooth - PHY Main source + U2 second source (samsung)
For Radiated Emission Co-location.	
1	WLAN 2.4GHz + WLAN 5GHz (Common antenna) - PHY Main source + U2 second source (samsung)
Refer to Sporton Test Report No.: FA690910-03 for Co-location RF Exposure Evaluation and Appendix G for Radiated Emission Co-location.	

Note: The EUT can be used at Z-axis only.

2.3 EUT Operation during Test

For CTX

For non-beamforming mode:

The EUT was programmed to be in continuously transmitting mode.

For beamforming mode:

For Conducted Mode:

The EUT was programmed to be in continuously transmitting mode.

For Radiated Mode:

During the test, the following programs under WIN 7 were executed.

The program was executed as follows:

1. During the test, the EUT operation to normal function.
2. Executed command fixed test channel under DOS.
3. Executed "Lantest.exe " to link with the remote workstation to receive and transmit packet by RX Device and transmit duty cycle no less 98%

For Normal Link:

During the test, the EUT operation to normal function.



2.4 Accessories

Accessories				
No.	Equipment Name	Brand Name	Model Name	Rating
1	Adapter	Salcomp	GL0102	Input: 100-240V~50/60Hz, 0.4A Output: 5V, 3A
Other				
RJ-45 cable*1, Non-shielded, 2m				

2.5 Support Equipment

For Test Site No: CO01-CB

Support Equipment				
No.	Equipment	Brand Name	Model Name	FCC ID
1	NB*4	DELL	E6430	DoC
2	iPad	Apple	A1430	DoC

For Test Site No: 03CH01-CB (below 1GHz)

Support Equipment				
No.	Equipment	Brand Name	Model Name	FCC ID
1	NB*2	DELL	E4300	DoC
2	NB*2	Apple	Mac Book	DoC
3	iPad	Apple	A1430	DoC

For Test Site No: 03CH01-CB (above 1GHz) / <For Non-Beamforming Mode>

Support Equipment				
No.	Equipment	Brand Name	Model Name	FCC ID
1	NB	DELL	E4300	DoC

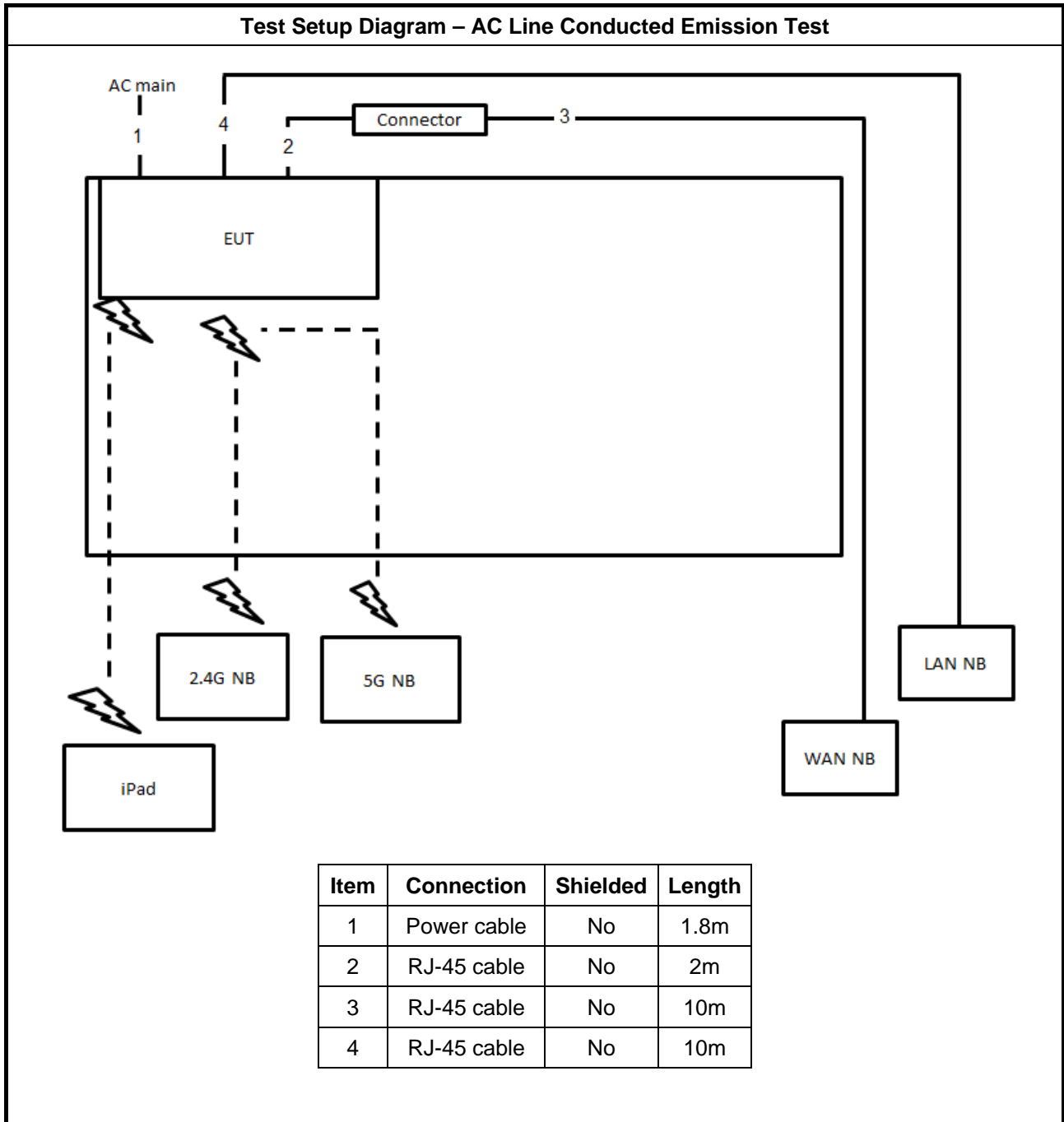
For Test Site No: 03CH01-CB (above 1GHz) / <For Beamforming Mode>

Support Equipment				
No.	Equipment	Brand Name	Model Name	FCC ID
1	NB*2	DELL	E4300	DoC
2	RX Device	LINKSYS	WUSB6100M	3839A-WUSB6100M

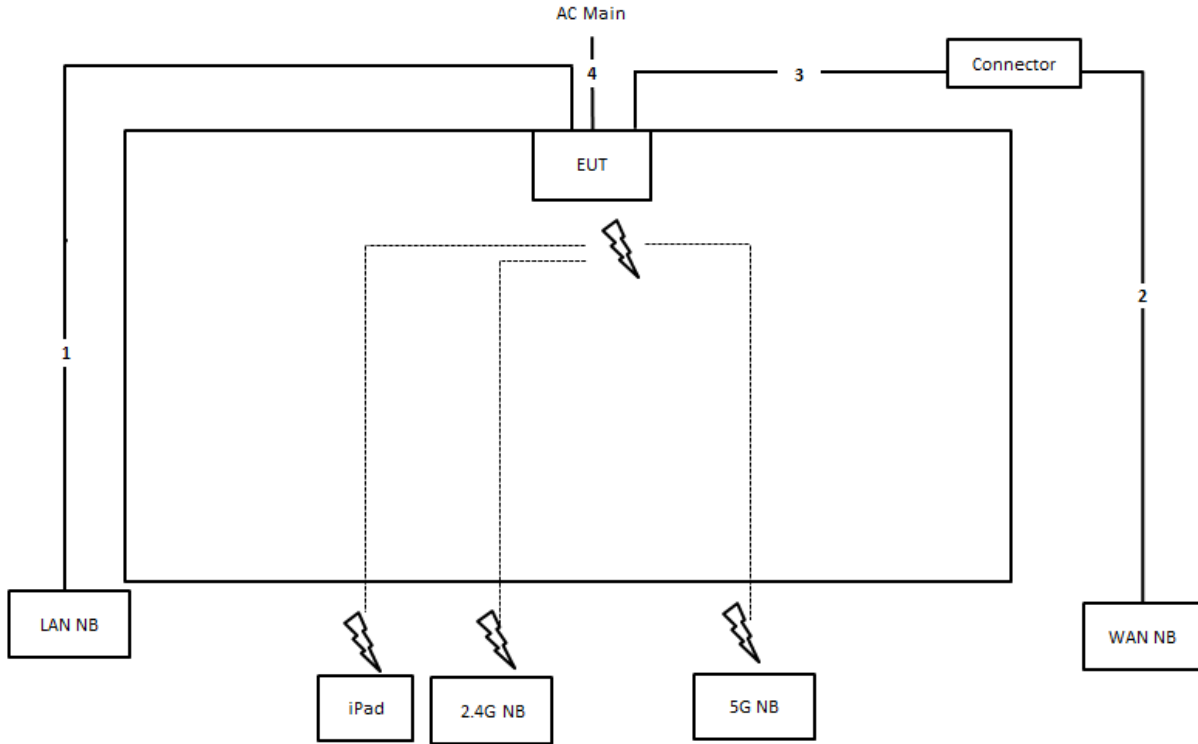
For Test Site No: TH01-CB

Support Equipment				
No.	Equipment	Brand Name	Model Name	FCC ID
1	NB	DELL	E4300	DoC

2.6 Test Setup Diagram

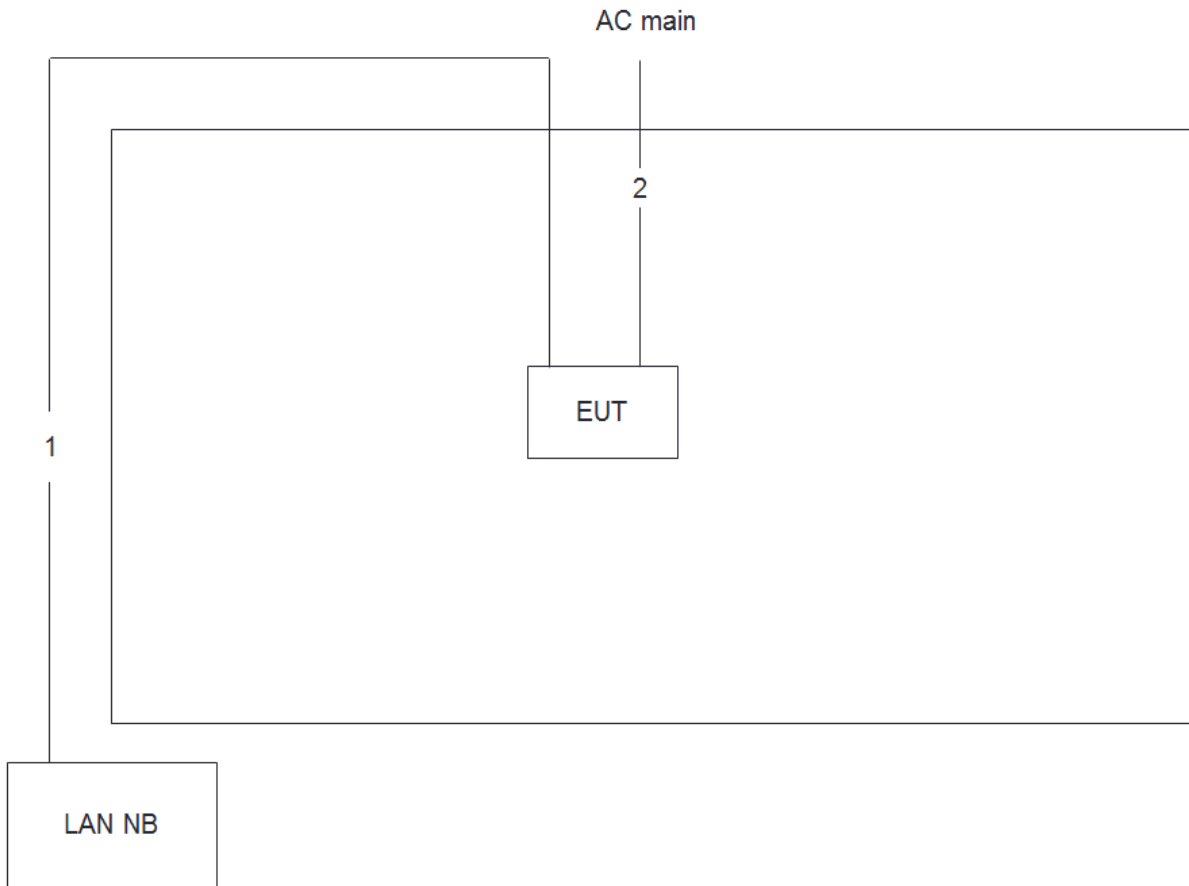


Test Setup Diagram - Radiated Test < 1GHz



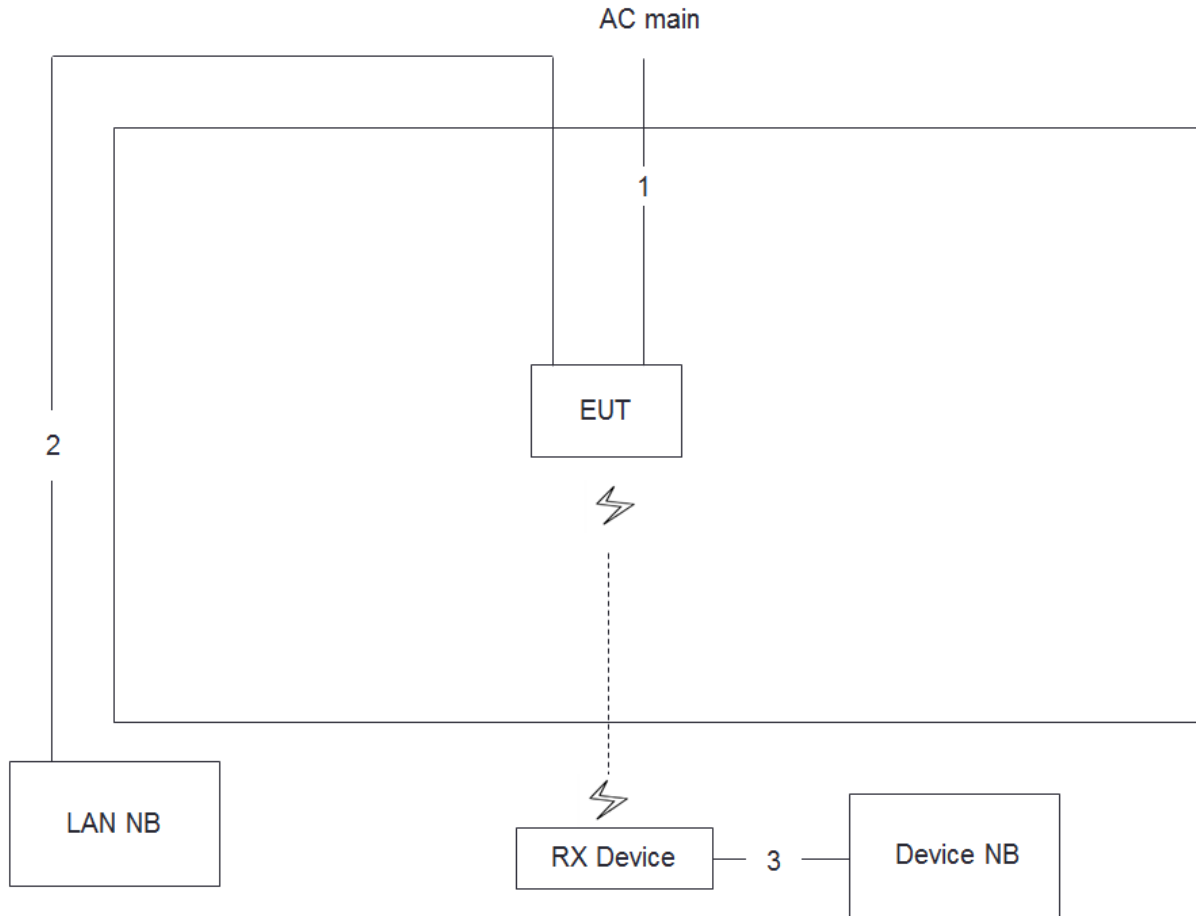
Item	Connection	Shielded	Length
1	RJ-45 cable	No	10m
2	RJ-45 cable	No	10m
3	RJ-45 cable	No	2m
4	Power cable	No	1.8m

Test Setup Diagram - Radiated Test > 1GHz / <For Non-Beamforming Mode>



Item	Connection	Shielded	Length
1	RJ-45 cable	No	10m
2	Power cable	No	1.8m

Test Setup Diagram - Radiated Test > 1GHz / <For Beamforming Mode>



Item	Connection	Shielded	Length
1	Power cable	No	1.8m
2	RJ-45 cable	No	10m
3	RJ-45 cable	No	1.5m



3.1.5 Test Result of AC Power-line Conducted Emissions

Refer as Appendix A

3.2 Emission Bandwidth

3.2.1 Emission Bandwidth Limit

Emission Bandwidth Limit	
UNII Devices	
<input checked="" type="checkbox"/>	For the 5.15-5.25 GHz band, N/A
<input type="checkbox"/>	For the 5.25-5.35 GHz band, the maximum conducted output power shall not exceed the lesser of 250 mW or 11 dBm + 10 log B, where B is the 26 dB emission bandwidth in MHz.
<input type="checkbox"/>	For the 5.47-5.725 GHz band, the maximum conducted output power shall not exceed the lesser of 250 mW or 11 dBm + 10 log B, where B is the 26 dB emission bandwidth in MHz.
<input checked="" type="checkbox"/>	For the 5.725-5.85 GHz band, 6 dB emission bandwidth \geq 500kHz.
LE-LAN Devices	
<input type="checkbox"/>	For the band 5.15-5.25 GHz, the maximum e.i.r.p. shall not exceed 200 mW or 10 + 10 log B, dBm, whichever power is less. B is the 99% emission bandwidth in MHz.
<input type="checkbox"/>	For the 5.25-5.35 GHz band, the maximum e.i.r.p. shall not exceed 1.0 W or 17 + 10 log B, dBm, whichever power is less. B is the 99% emission bandwidth in MHz
<input type="checkbox"/>	For the 5.47-5.6 GHz band and 5.65-5.725 GHz band, the maximum e.i.r.p. shall not exceed 1.0 W or 17 + 10 log B, dBm, whichever power is less. B is the 99% emission bandwidth in MHz
<input type="checkbox"/>	For the 5.725-5.85 GHz band, 6 dB emission bandwidth \geq 500kHz.

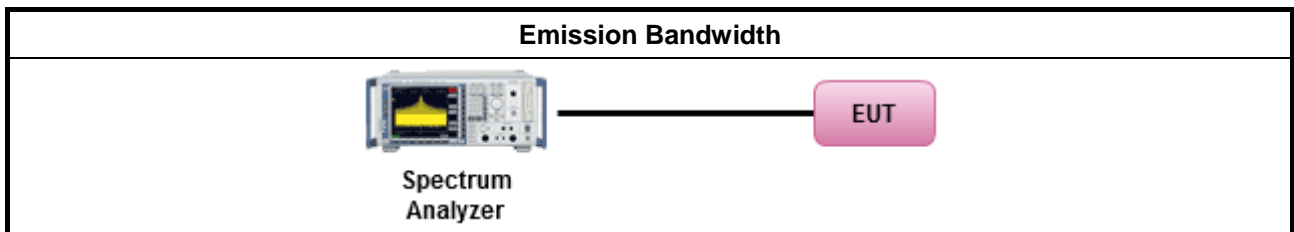
3.2.2 Measuring Instruments

Refer a test equipment and calibration data table in this test report.

3.2.3 Test Procedures

Test Method	
<ul style="list-style-type: none"> ▪ For the emission bandwidth shall be measured using one of the options below: 	
<input checked="" type="checkbox"/>	Refer as FCC KDB 789033, clause C for EBW and clause D for OBW measurement.
<input type="checkbox"/>	Refer as ANSI C63.10, clause 6.9.1 for occupied bandwidth testing.
<input checked="" type="checkbox"/>	Refer as IC RSS-Gen, clause 4.6 for bandwidth testing.

3.2.4 Test Setup



3.2.5 Test Result of Emission Bandwidth

Refer as Appendix B



3.3 Maximum Conducted Output Power

3.3.1 Maximum Conducted Output Power Limit

Maximum Conducted Output Power Limit	
UNII Devices	
<input checked="" type="checkbox"/> For the 5.15-5.25 GHz band:	
	<ul style="list-style-type: none"> ▪ Outdoor AP: the maximum conducted output power (P_{Out}) shall not exceed the lesser of 1 W. If $G_{TX} > 6$ dBi, then $P_{Out} = 30 - (G_{TX} - 6)$. e.i.r.p. at any elevation angle above 30 degrees ≤ 125mW [21dBm] ▪ Indoor AP: the maximum conducted output power (P_{Out}) shall not exceed the lesser of 1 W. If $G_{TX} > 6$ dBi, then $P_{Out} = 30 - (G_{TX} - 6)$ ▪ Point-to-point AP: the maximum conducted output power (P_{Out}) shall not exceed the lesser of 1 W. If $G_{TX} > 23$ dBi, then $P_{Out} = 30 - (G_{TX} - 23)$. ▪ Mobile or Portable Client: the maximum conducted output power (P_{Out}) shall not exceed the lesser of 250 mW. If $G_{TX} > 6$ dBi, then $P_{Out} = 24 - (G_{TX} - 6)$.
<input type="checkbox"/> For the 5.25-5.35 GHz band, the maximum conducted output power (P_{Out}) shall not exceed the lesser of 250 mW or 11 dBm + 10 log B, where B is the 26 dB emission bandwidth in MHz. If $G_{TX} > 6$ dBi, then $P_{Out} = 24 - (G_{TX} - 6)$.	
<input type="checkbox"/> For the 5.47-5.725 GHz band, the maximum conducted output power (P_{Out}) shall not exceed the lesser of 250 mW or 11 dBm + 10 log B, where B is the 26 dB emission bandwidth in MHz. If $G_{TX} > 6$ dBi, then $P_{Out} = 24 - (G_{TX} - 6)$.	
<input checked="" type="checkbox"/> For the 5.725-5.85 GHz band:	
	<ul style="list-style-type: none"> ▪ Point-to-multipoint systems (P2M): the maximum conducted output power (P_{Out}) shall not exceed the lesser of 1 W. If $G_{TX} > 6$ dBi, then $P_{Out} = 30 - (G_{TX} - 6)$. ▪ Point-to-point systems (P2P): the maximum conducted output power (P_{Out}) shall not exceed the lesser of 1 W.
LE-LAN Devices	
<input type="checkbox"/> For the 5.15-5.25 GHz band, the maximum e.i.r.p. shall not exceed 200 mW or 10 + 10 log B, dBm, whichever power is less. B is the 99% emission bandwidth in MHz.	
<input type="checkbox"/> For the 5.25-5.35 GHz band, the maximum e.i.r.p. shall not exceed 1.0 W or 17 + 10 log B, dBm, whichever power is less. B is the 99% emission bandwidth in MHz	
<input type="checkbox"/> For the 5.47-5.6 GHz band and 5.65-5.725 GHz band, the maximum e.i.r.p. shall not exceed 1.0 W or 17 + 10 log B, dBm, whichever power is less. B is the 99% emission bandwidth in MHz	
<input type="checkbox"/> For the 5.725-5.85 GHz band:	
	<ul style="list-style-type: none"> ▪ Point-to-multipoint systems (P2M): the maximum conducted output power (P_{Out}) shall not exceed the lesser of 1 W. If $G_{TX} > 6$ dBi, then $P_{Out} = 30 - (G_{TX} - 6)$. ▪ Point-to-point systems (P2P): the maximum conducted output power (P_{Out}) shall not exceed the lesser of 1 W.
P_{Out} = maximum conducted output power in dBm, G_{TX} = the maximum transmitting antenna directional gain in dBi.	


3.3.2 Measuring Instruments

Refer a test equipment and calibration data table in this test report.

3.3.3 Test Procedures

Test Method	
<ul style="list-style-type: none"> Maximum Conducted Output Power 	
[duty cycle ≥ 98% or external video / power trigger]	
<input type="checkbox"/>	Refer as FCC KDB 789033, clause E Method SA-1 (spectral trace averaging).
<input type="checkbox"/>	Refer as FCC KDB 789033, clause E Method SA-1 Alt. (RMS detection with slow sweep speed)
duty cycle < 98% and average over on/off periods with duty factor	
<input type="checkbox"/>	Refer as FCC KDB 789033, clause E Method SA-2 (spectral trace averaging).
<input type="checkbox"/>	Refer as FCC KDB 789033, clause E Method SA-2 Alt. (RMS detection with slow sweep speed)
Wideband RF power meter and average over on/off periods with duty factor	
<input checked="" type="checkbox"/>	Refer as FCC KDB 789033, clause E Method PM-G (using an RF average power meter).
<ul style="list-style-type: none"> For conducted measurement. 	
<ul style="list-style-type: none"> If the EUT supports multiple transmit chains using options given below: Refer as FCC KDB 662911, In-band power measurements. Using the measure-and-sum approach, measured all transmit ports individually. Sum the power (in linear power units e.g., mW) of all ports for each individual sample and save them. 	
<ul style="list-style-type: none"> If multiple transmit chains, EIRP calculation could be following as methods: $P_{total} = P_1 + P_2 + \dots + P_n$ (calculated in linear unit [mW] and transfer to log unit [dBm]) $EIRP_{total} = P_{total} + DG$ 	

3.3.4 Test Setup



3.3.5 Test Result of Maximum Conducted Output Power

Refer as Appendix C

3.4 Peak Power Spectral Density

3.4.1 Peak Power Spectral Density Limit

Peak Power Spectral Density Limit	
UNII Devices	
<input checked="" type="checkbox"/> For the 5.15-5.25 GHz band:	
<input type="checkbox"/>	<ul style="list-style-type: none"> ▪ Outdoor AP: the peak power spectral density (PPSD) shall not exceed the lesser of 17dBm/MHz. If $G_{TX} > 6$ dBi, then $P_{Out} = 17 - (G_{TX} - 6)$. ▪ Indoor AP: the peak power spectral density (PPSD) shall not exceed the lesser of 17dBm/MHz. If $G_{TX} > 6$ dBi, then $P_{Out} = 17 - (G_{TX} - 6)$. ▪ Point-to-point AP: the peak power spectral density (PPSD) shall not exceed the lesser of 17dBm/MHz. If $G_{TX} > 23$ dBi, then $P_{Out} = 17 - (G_{TX} - 23)$. ▪ Mobile or Portable Client: the peak power spectral density (PPSD) ≤ 11 dBm/MHz. If $G_{TX} > 6$ dBi, then $PPSD = 11 - (G_{TX} - 6)$.
<input type="checkbox"/> For the 5.25-5.35 GHz band, the peak power spectral density (PPSD) ≤ 11 dBm/MHz. If $G_{TX} > 6$ dBi, then $PPSD = 11 - (G_{TX} - 6)$.	
<input type="checkbox"/> For the 5.47-5.725 GHz band, the peak power spectral density (PPSD) ≤ 11 dBm/MHz. If $G_{TX} > 6$ dBi, then $PPSD = 11 - (G_{TX} - 6)$.	
<input checked="" type="checkbox"/> For the 5.725-5.85 GHz band:	
<input type="checkbox"/>	<ul style="list-style-type: none"> ▪ Point-to-multipoint systems (P2M): the peak power spectral density (PPSD) ≤ 30 dBm/500kHz. If $G_{TX} > 6$ dBi, then $PPSD = 30 - (G_{TX} - 6)$. ▪ Point-to-point systems (P2P): the peak power spectral density (PPSD) ≤ 30 dBm/500kHz.
LE-LAN Devices	
<input type="checkbox"/> For the 5.15-5.25 GHz band, the peak power spectral density (PPSD) ≤ 4 dBm/MHz and the e.i.r.p. peak power spectral density (PPSD) ≤ 10 dBm/MHz.	
<input type="checkbox"/> For the 5.25-5.35 GHz band, the peak power spectral density (PPSD) ≤ 11 dBm/MHz and the e.i.r.p. peak power spectral density (PPSD) ≤ 17 dBm/MHz.	
<input type="checkbox"/>	<ul style="list-style-type: none"> ▪ e.i.r.p. greater than 200 mW shall comply with the following e.i.r.p. at different elevations, where θ is the angle above the local horizontal plane (of the Earth) as shown below: -13 dBW/MHz for $0^\circ \leq \theta < 8^\circ$; -13 - 0.716 ($\theta-8$) dBW/MHz for $8^\circ \leq \theta < 40^\circ$ -35.9 - 1.22 ($\theta-40$) dBW/MHz for $40^\circ \leq \theta \leq 45^\circ$; -42 dBW/MHz for $\theta > 45^\circ$
<input type="checkbox"/> For the 5.47-5.6 GHz band and 5.65-5.725 GHz band, the peak power spectral density (PPSD) ≤ 11 dBm/MHz and the e.i.r.p. peak power spectral density (PPSD) ≤ 17 dBm/MHz.	
<input type="checkbox"/> For the 5.725-5.85 GHz band:	
<input type="checkbox"/>	<ul style="list-style-type: none"> ▪ Point-to-multipoint systems (P2M): the peak power spectral density (PPSD) ≤ 30 dBm/500kHz. If $G_{TX} > 6$ dBi, then $PPSD = 30 - (G_{TX} - 6)$. ▪ Point-to-point systems (P2P): the peak power spectral density (PPSD) ≤ 30 dBm/500kHz.
<p>PPSD = peak power spectral density that he same method as used to determine the conducted output power shall be used to determine the power spectral density. And power spectral density in dBm/MHz G_{TX} = the maximum transmitting antenna directional gain in dBi.</p>	

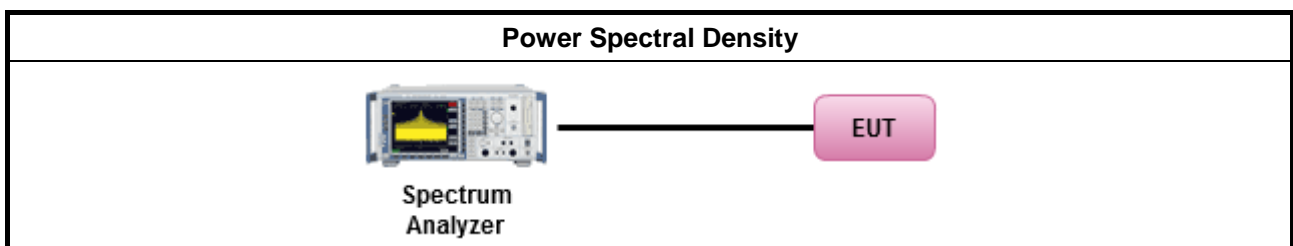
3.4.2 Measuring Instruments

Refer a test equipment and calibration data table in this test report.

3.4.3 Test Procedures

Test Method	
<ul style="list-style-type: none"> ▪ Peak power spectral density procedures that the same method as used to determine the conducted output power shall be used to determine the peak power spectral density and use the peak search function on the spectrum analyzer to find the peak of the spectrum. For the peak power spectral density shall be measured using below options: 	
<input type="checkbox"/>	Refer as FCC KDB 789033, F5) power spectral density can be measured using resolution bandwidths < 1 MHz provided that the results are integrated over 1 MHz bandwidth
[duty cycle ≥ 98% or external video / power trigger]	
<input checked="" type="checkbox"/>	Refer as FCC KDB 789033, clause E Method SA-1 (spectral trace averaging).
<input type="checkbox"/>	Refer as FCC KDB 789033, clause E Method SA-1 Alt. (RMS detection with slow sweep speed)
duty cycle < 98% and average over on/off periods with duty factor	
<input checked="" type="checkbox"/>	Refer as FCC KDB 789033, clause E Method SA-2 (spectral trace averaging).
<input type="checkbox"/>	Refer as FCC KDB 789033, clause E Method SA-2 Alt. (RMS detection with slow sweep speed)
<ul style="list-style-type: none"> ▪ For conducted measurement. 	
<ul style="list-style-type: none"> ▪ If the EUT supports multiple transmit chains using options given below: 	
<input checked="" type="checkbox"/>	Option 1: Measure and sum the spectra across the outputs. Refer as FCC KDB 662911, In-band power spectral density (PSD). Sample all transmit ports simultaneously using a spectrum analyzer for each transmit port. Where the trace bin-by-bin of each transmit port summing can be performed. (i.e., in the first spectral bin of output 1 is summed with that in the first spectral bin of output 2 and that from the first spectral bin of output 3, and so on up to the NTX output to obtain the value for the first frequency bin of the summed spectrum.). Add up the amplitude (power) values for the different transmit chains and use this as the new data trace.
<input type="checkbox"/>	Option 2: Measure and sum spectral maxima across the outputs. With this technique, spectra are measured at each output of the device at the required resolution bandwidth. The maximum value (peak) of each spectrum is determined. These maximum values are then summed mathematically in linear power units across the outputs. These operations shall be performed separately over frequency spans that have different out-of-band or spurious emission limits,
<input type="checkbox"/>	Option 3: Measure and add 10 log(N) dB, where N is the number of transmit chains. Refer as FCC KDB 662911, In-band power spectral density (PSD). Performed at each transmit chains and each transmit chains shall be compared with the limit have been reduced with 10 log(N). Or each transmit chains shall be add 10 log(N) to compared with the limit.
<ul style="list-style-type: none"> ▪ If multiple transmit chains, EIRP PPSD calculation could be following as methods: $PPSD_{total} = PPSD_1 + PPSD_2 + \dots + PPSD_n$ (calculated in linear unit [mW] and transfer to log unit [dBm]) $EIRP_{total} = PPSD_{total} + DG$ 	

3.4.4 Test Setup





3.4.5 Test Result of Peak Power Spectral Density

Refer as Appendix D



3.5 Unwanted Emissions

3.5.1 Transmitter Radiated Unwanted Emissions Limit

Unwanted emissions below 1 GHz and restricted band emissions above 1GHz limit			
Frequency Range (MHz)	Field Strength (uV/m)	Field Strength (dBuV/m)	Measure Distance (m)
0.009~0.490	2400/F(kHz)	48.5 - 13.8	300
0.490~1.705	24000/F(kHz)	33.8 - 23	30
1.705~30.0	30	29	30
30~88	100	40	3
88~216	150	43.5	3
216~960	200	46	3
Above 960	500	54	3

Note 1: Test distance for frequencies at or above 30 MHz, measurements may be performed at a distance other than the limit distance provided they are not performed in the near field and the emissions to be measured can be detected by the measurement equipment. When performing measurements at a distance other than that specified, the results shall be extrapolated to the specified distance using an extrapolation factor of 20 dB/decade (inverse of linear distance for field-strength measurements, inverse of linear distance-squared for power-density measurements).

Note 2: Test distance for frequencies at below 30 MHz, measurements may be performed at a distance closer than the EUT limit distance; however, an attempt should be made to avoid making measurements in the near field. When performing measurements below 30 MHz at a closer distance than the limit distance, the results shall be extrapolated to the specified distance by either making measurements at a minimum of two or more distances on at least one radial to determine the proper extrapolation factor or by using the square of an inverse linear distance extrapolation factor (40 dB/decade). The test report shall specify the extrapolation method used to determine compliance of the EUT.

Un-restricted band emissions above 1GHz Limit	
Operating Band	Limit
5.15 - 5.25 GHz	e.i.r.p. -27 dBm [68.2 dBuV/m@3m]
5.25 - 5.35 GHz	e.i.r.p. -27 dBm [68.2 dBuV/m@3m]
5.47 - 5.725 GHz	e.i.r.p. -27 dBm [68.2 dBuV/m@3m]
5.725 - 5.85 GHz	all emissions shall be limited to a level of -27 dBm/MHz at 75 MHz or more above or below the band edge increasing linearly to 10 dBm/MHz at 25 MHz above or below the band edge, and from 25 MHz above or below the band edge increasing linearly to a level of 15.6 dBm/MHz at 5 MHz above or below the band edge, and from 5 MHz above or below the band edge increasing linearly to a level of 27 dBm/MHz at the band edge.

Note 1: Measurements may be performed at a distance other than the limit distance provided they are not performed in the near field and the emissions to be measured can be detected by the measurement equipment. When performing measurements at a distance other than that specified, the results shall be extrapolated to the specified distance using an extrapolation factor of 20 dB/decade (inverse of linear distance for field-strength measurements, inverse of linear distance-squared for power-density measurements).



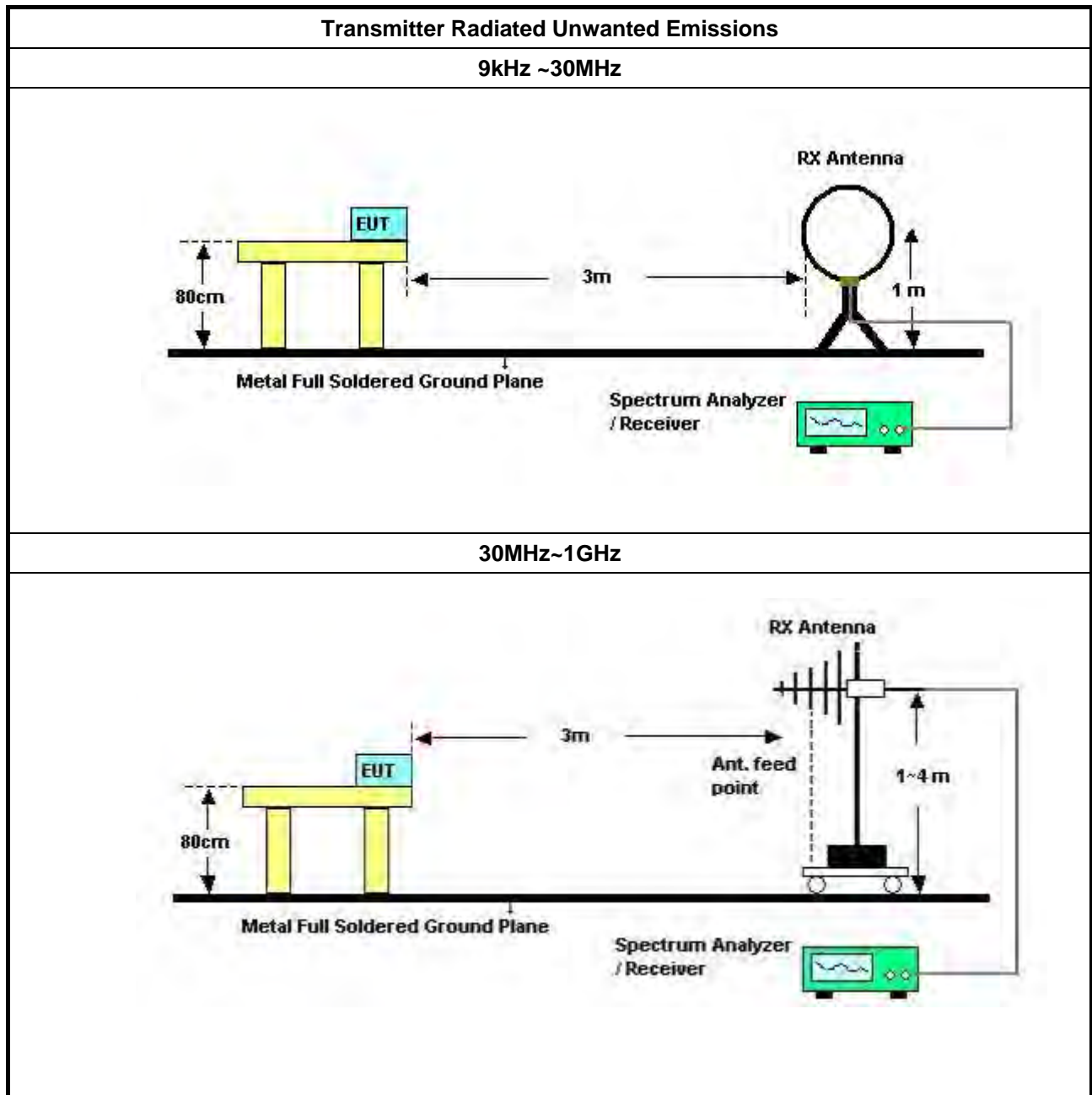
3.5.2 Measuring Instruments

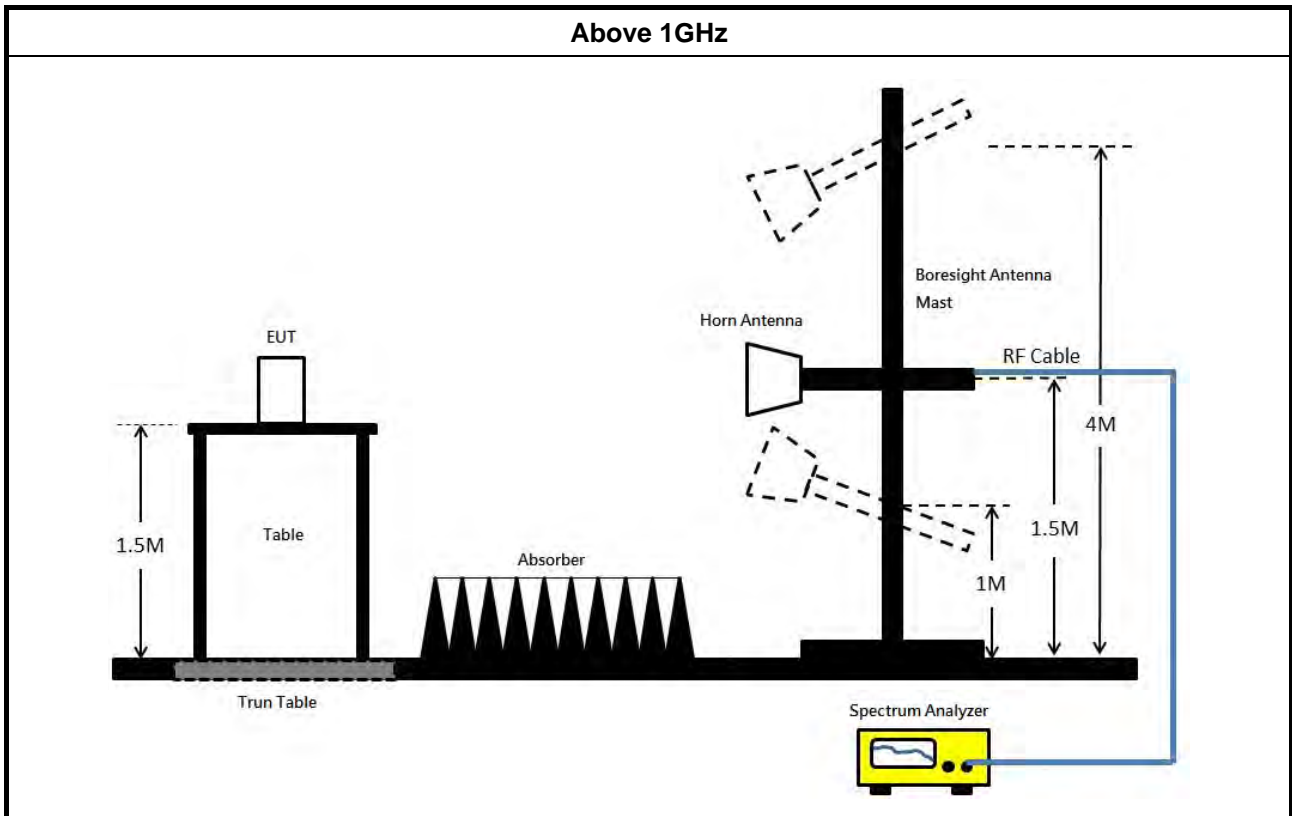
Refer a test equipment and calibration data table in this test report.

3.5.3 Test Procedures

Test Method	
	<ul style="list-style-type: none"> ▪ Measurements may be performed at a distance other than the limit distance provided they are not performed in the near field and the emissions to be measured can be detected by the measurement equipment. Measurements shall not be performed at a distance greater than 30 m for frequencies above 30 MHz, unless it can be further demonstrated that measurements at a distance of 30 m or less are impractical. When performing measurements at a distance other than that specified, the results shall be extrapolated to the specified distance using an extrapolation factor of 20 dB/decade (inverse of linear distance for field-strength measurements, inverse of linear distance-squared for power-density measurements).
	<ul style="list-style-type: none"> ▪ The average emission levels shall be measured in [duty cycle \geq 98 or duty factor].
	<ul style="list-style-type: none"> ▪ For the transmitter unwanted emissions shall be measured using following options below: <ul style="list-style-type: none"> ▪ Refer as FCC KDB 789033, clause H)2) for unwanted emissions into non-restricted bands. ▪ Refer as FCC KDB 789033, clause H)1) for unwanted emissions into restricted bands. <ul style="list-style-type: none"> <input type="checkbox"/> Refer as FCC KDB 789033, H)6) Method AD (Trace Averaging). <input checked="" type="checkbox"/> Refer as FCC KDB 789033, H)6) Method VB (Reduced VBW). <input type="checkbox"/> Refer as ANSI C63.10, clause 4.2.3.2.3 (Reduced VBW). VBW \geq 1/T, where T is pulse time. <input type="checkbox"/> Refer as ANSI C63.10, clause 4.2.3.2.4 average value of pulsed emissions. <input checked="" type="checkbox"/> Refer as FCC KDB 789033, clause H)5) measurement procedure peak limit. <input type="checkbox"/> Refer as ANSI C63.10, clause 4.2.3.2.2 measurement procedure peak limit.
	<ul style="list-style-type: none"> ▪ For radiated measurement. <ul style="list-style-type: none"> ▪ Refer as ANSI C63.10, clause 6.4 for radiated emissions below 30 MHz and test distance is 3m. ▪ Refer as ANSI C63.10, clause 6.5 for radiated emissions 30 MHz to 1 GHz and test distance is 3m. ▪ Refer as ANSI C63.10, clause 6.6 for radiated emissions above 1GHz.
	<ul style="list-style-type: none"> ▪ The any unwanted emissions level shall not exceed the fundamental emission level.
	<ul style="list-style-type: none"> ▪ All amplitude of spurious emissions that are attenuated by more than 20 dB below the permissible value has no need to be reported.

3.5.4 Test Setup





3.5.5 Transmitter Unwanted Emissions (Below 30MHz)

All amplitude of spurious emissions that are attenuated by more than 20 dB below the permissible value has no need to be reported.

3.5.6 Test Result of Transmitter Unwanted Emissions

Refer as Appendix E

3.6 Frequency Stability

3.6.1 Frequency Stability Limit

Frequency Stability Limit
UNII Devices
<ul style="list-style-type: none"> In-band emission is maintained within the band of operation under all conditions of normal operation as specified in the user's manual.
LE-LAN Devices
<ul style="list-style-type: none"> N/A
IEEE Std. 802.11
<ul style="list-style-type: none"> The transmitter center frequency tolerance shall be ± 20 ppm maximum for the 5 GHz band and ± 25 ppm maximum for the 2.4 GHz band.

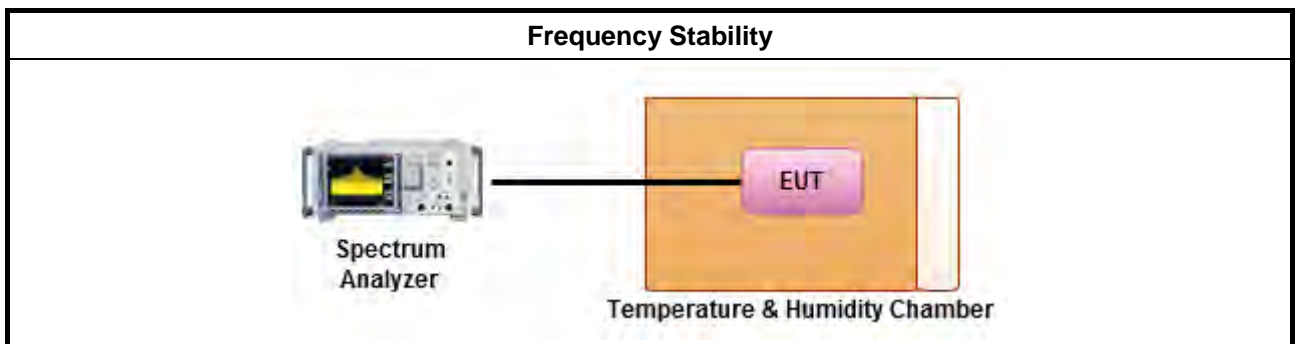
3.6.2 Measuring Instruments

Refer a test equipment and calibration data table in this test report.

3.6.3 Test Procedures

Test Method
<ul style="list-style-type: none"> Refer as ANSI C63.10, clause 6.8 for frequency stability tests
<ul style="list-style-type: none"> Frequency stability with respect to ambient temperature
<ul style="list-style-type: none"> Frequency stability when varying supply voltage
<ul style="list-style-type: none"> Extreme temperature is $-30^{\circ}\text{C}\sim 50^{\circ}\text{C}$.

3.6.4 Test Setup



3.6.5 Test Result of Frequency Stability

Refer as Appendix F



4 Test Equipment and Calibration Data

Instrument	Manufacturer	Model No.	Serial No.	Characteristics	Calibration Date	Remark
EMI Receiver	Agilent	N9038A	My52260123	9kHz ~ 8.45GHz	Jan. 23, 2017	Conduction (CO01-CB)
LISN	F.C.C.	FCC-LISN-50-16-2	04083	150kHz ~ 100MHz	Dec. 14, 2016	Conduction (CO01-CB)
LISN	Schwarzbeck	NSLK 8127	8127647	9kHz ~ 30MHz	Dec. 21, 2016	Conduction (CO01-CB)
COND Cable	Woken	Cable	01	150kHz ~ 30MHz	May 24, 2016	Conduction (CO01-CB)
Software	Audix	E3	6.120210n	-	N.C.R.	Conduction (CO01-CB)
BILOG ANTENNA with 6dB Attenuator	TESEQ & EMCI	CBL6112D & N-6-06	37880 & AT-N0609	20MHz ~ 2GHz	Aug. 30, 2016	Radiation (03CH01-CB)
Loop Antenna	Teseq	HLA 6120	24155	9kHz - 30 MHz	Mar. 16, 2016*	Radiation (03CH01-CB)
Horn Antenna	EMCO	3115	00075790	750MHz ~ 18GHz	Oct. 22, 2015	Radiation (03CH01-CB)
Horn Antenna	EMCO	3115	00075790	750MHz ~ 18GHz	Nov. 10, 2016	Radiation (03CH01-CB)
Horn Antenna	Schwarzbeck	BBHA 9170	BBHA9170252	15GHz ~ 40GHz	Jul. 25, 2016	Radiation (03CH01-CB)
Pre-Amplifier	Agilent	8447D	2944A10991	0.1MHz ~ 1.3GHz	Mar. 13, 2017	Radiation (03CH01-CB)
Pre-Amplifier	Agilent	8449B	3008A02310	1GHz ~ 26.5GHz	Jan. 18, 2016	Radiation (03CH01-CB)
Pre-Amplifier	Agilent	8449B	3008A02310	1GHz ~ 26.5GHz	Jan. 16, 2017	Radiation (03CH01-CB)
Pre-Amplifier	WM	TF-130N-R1	923365	26GHz ~ 40GHz	Nov. 13, 2015	Radiation (03CH01-CB)
Pre-Amplifier	MITEQ	TTA1840-35-HG	1864479	18GHz ~ 40GHz	Jun. 28, 2016	Radiation (03CH01-CB)
Spectrum Analyzer	R&S	FSP40	100056	9kHz ~ 40GHz	Oct. 27, 2015	Radiation (03CH01-CB)
Spectrum Analyzer	R&S	FSP40	100056	9kHz ~ 40GHz	Nov. 21, 2016	Radiation (03CH01-CB)
EMI Test	R&S	ESCS	100355	9kHz ~ 2.75GHz	May 16, 2016	Radiation (03CH01-CB)
RF Cable-low	Woken	Low Cable-16+17	N/A	30 MHz ~ 1 GHz	Oct. 24, 2016	Radiation (03CH01-CB)
RF Cable-high	Woken	High Cable-16	N/A	1 GHz ~ 18 GHz	Nov. 02, 2015	Radiation (03CH01-CB)
RF Cable-high	Woken	High Cable-16	N/A	1 GHz ~ 18 GHz	Oct. 24, 2016	Radiation (03CH01-CB)
RF Cable-high	Woken	High Cable-17	N/A	1 GHz ~ 18 GHz	Nov. 02, 2015	Radiation (03CH01-CB)
RF Cable-high	Woken	High Cable-16+17	N/A	1 GHz ~ 18 GHz	Oct. 24, 2016	Radiation (03CH01-CB)
RF Cable-high	Woken	High Cable-40G-1	N/A	18GHz ~ 40 GHz	Nov. 02, 2015	Radiation (03CH01-CB)

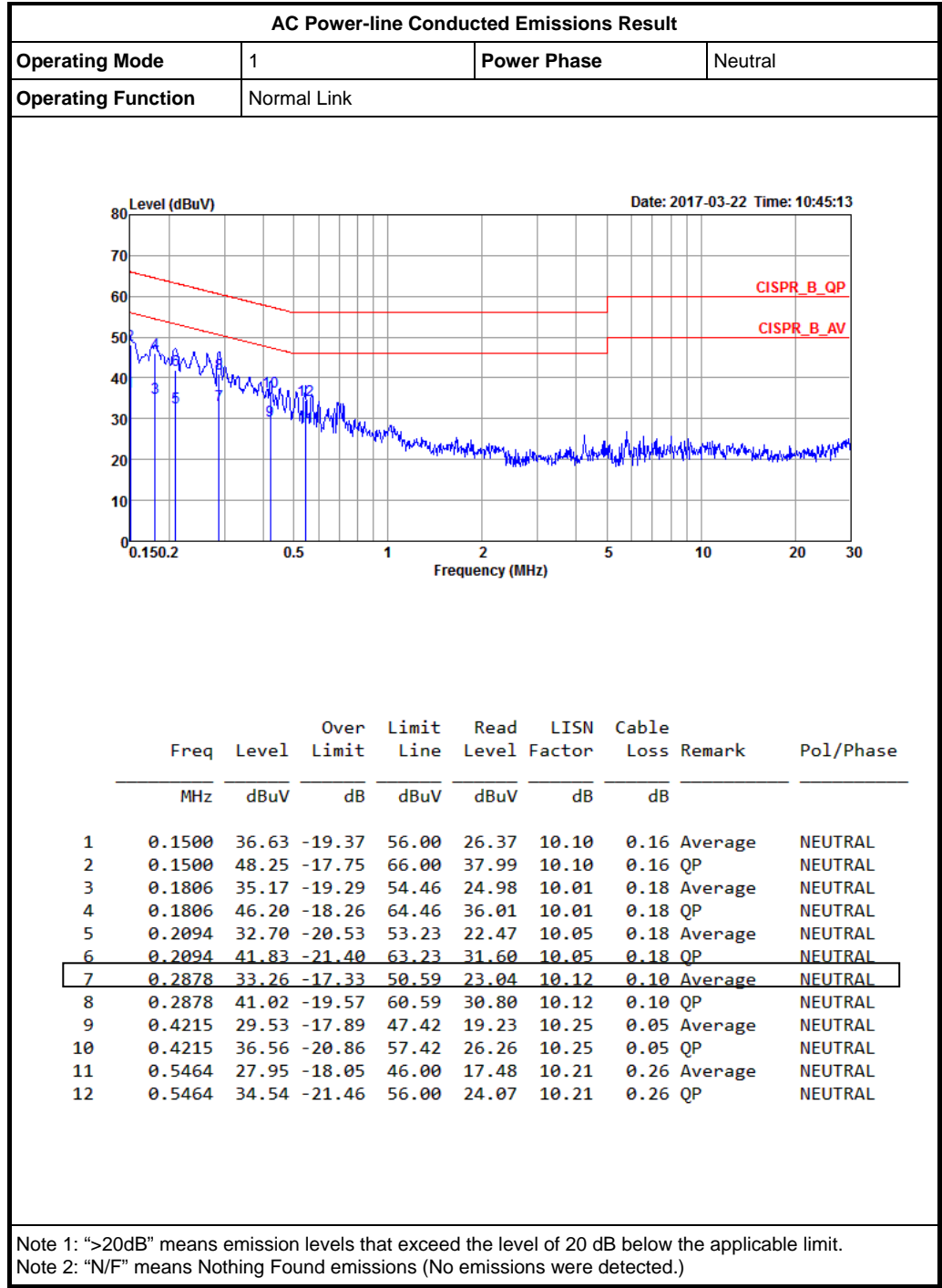
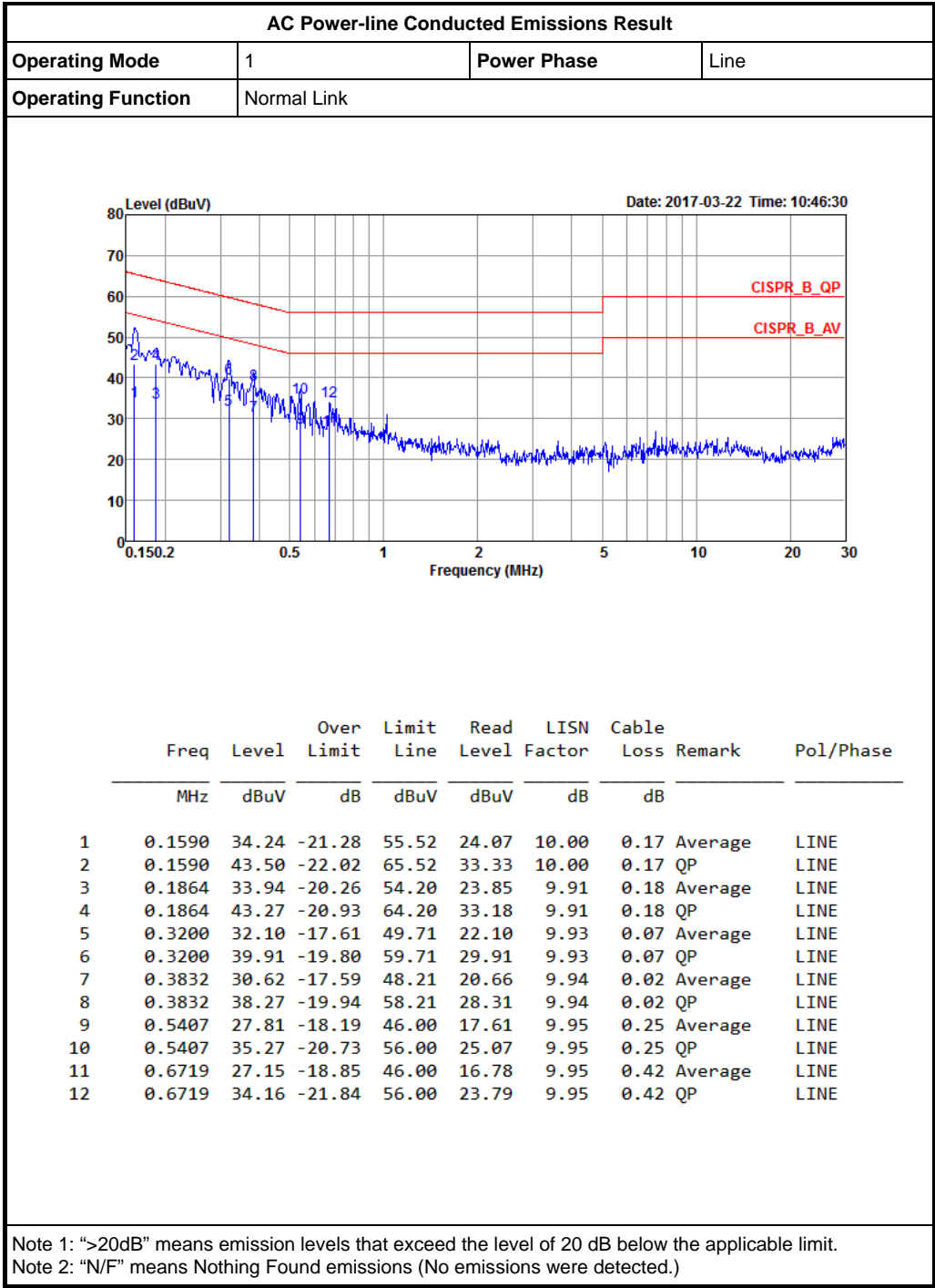


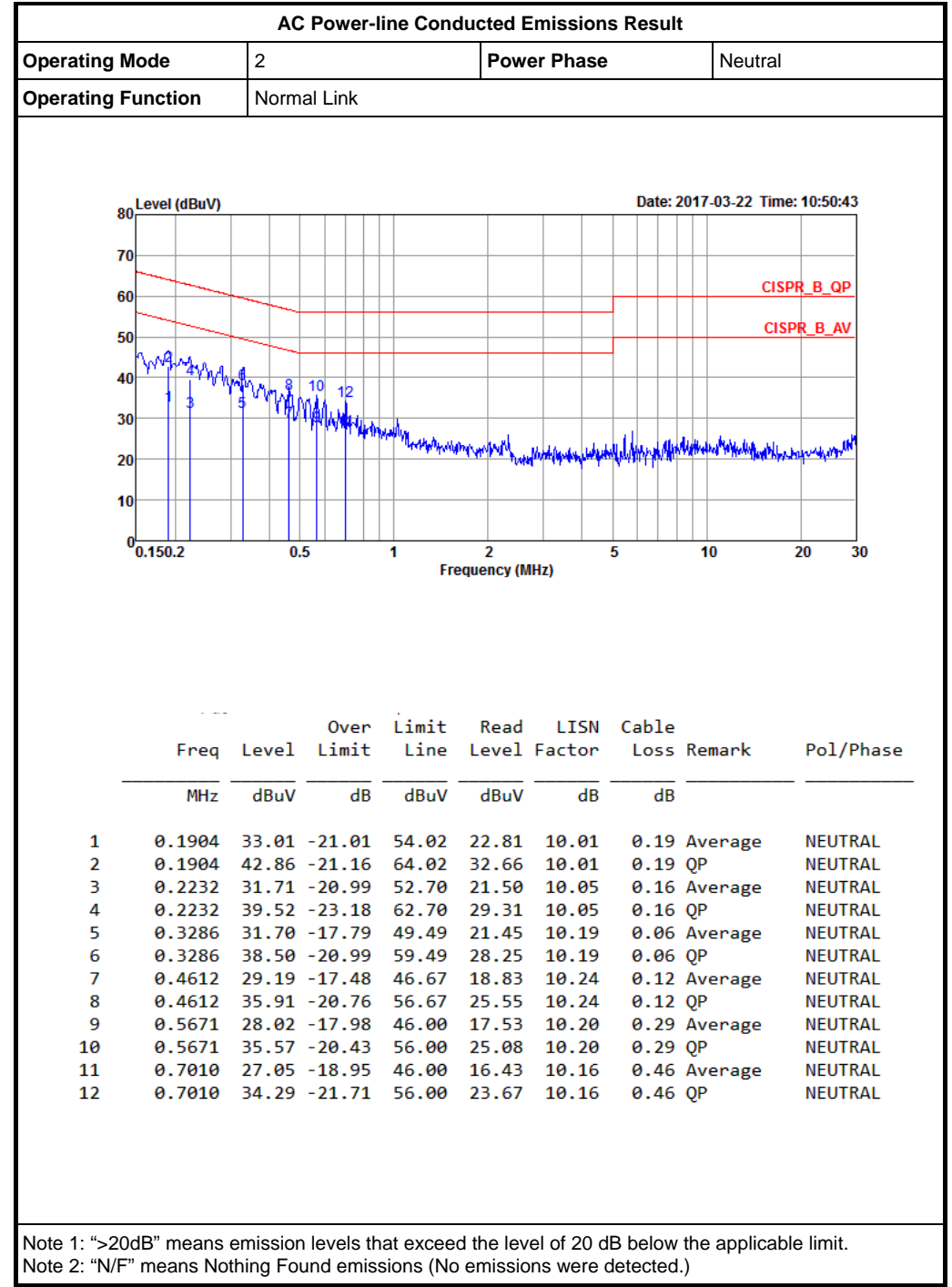
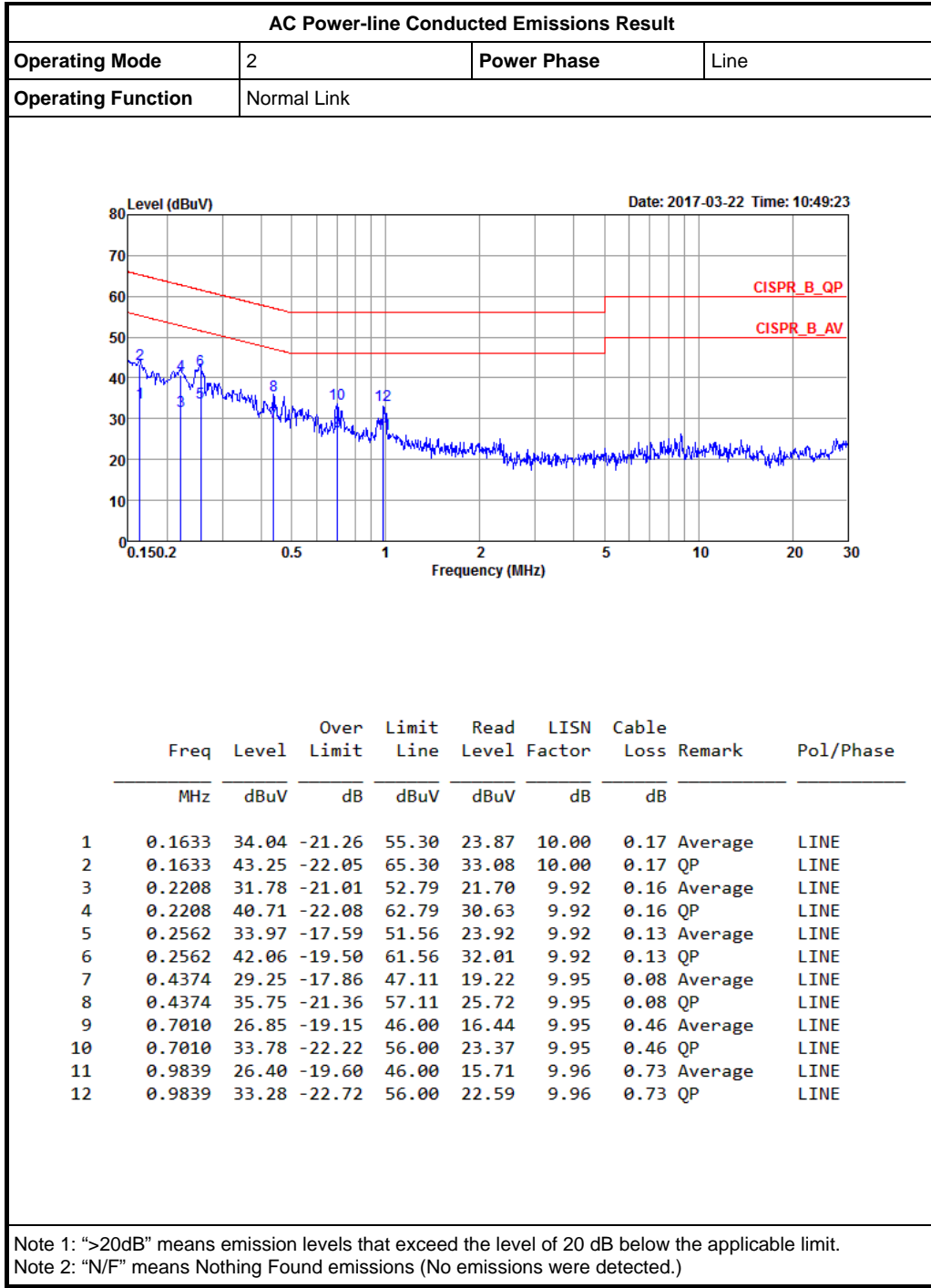
Instrument	Manufacturer	Model No.	Serial No.	Characteristics	Calibration Date	Remark
RF Cable-high	Woken	High Cable-40G#1	N/A	18GHz ~ 40 GHz	Oct. 24, 2016	Radiation (03CH01-CB)
RF Cable-high	Woken	High Cable-40G-2	N/A	18GHz ~ 40 GHz	Nov. 02, 2015	Radiation (03CH01-CB)
RF Cable-high	Woken	High Cable-40G#2	N/A	18GHz ~ 40 GHz	Oct. 24, 2016	Radiation (03CH01-CB)
Test Software	Audix	E3	6.2009-10-7	N/A	N/A	Radiation (03CH01-CB)
Spectrum analyzer	R&S	FSV40	100979	9kHz-40GHz	Dec. 26, 2016	Conducted (TH01-CB)
Temp. and Humidity Chamber	Ten Billion	TTH-D3SP	TBN-931011	-30~100 degree	Jun. 03, 2016	Conducted (TH01-CB)
RF Cable-high	Woken	RG402	High Cable-6	1 GHz – 26.5 GHz	Oct. 24, 2016	Conducted (TH01-CB)
RF Cable-high	Woken	RG402	High Cable-7	1 GHz –26.5 GHz	Oct. 24, 2016	Conducted (TH01-CB)
RF Cable-high	Woken	RG402	High Cable-8	1 GHz –26.5 GHz	Oct. 24, 2016	Conducted (TH01-CB)
RF Cable-high	Woken	RG402	High Cable-9	1 GHz –26.5 GHz	Oct. 24, 2016	Conducted (TH01-CB)
RF Cable-high	Woken	RG402	High Cable-10	1 GHz –26.5 GHz	Oct. 24, 2016	Conducted (TH01-CB)
Power Sensor	Agilent	U2021XA	MY53410001	50MHz~18GHz	Nov. 22, 2016	Conducted (TH01-CB)

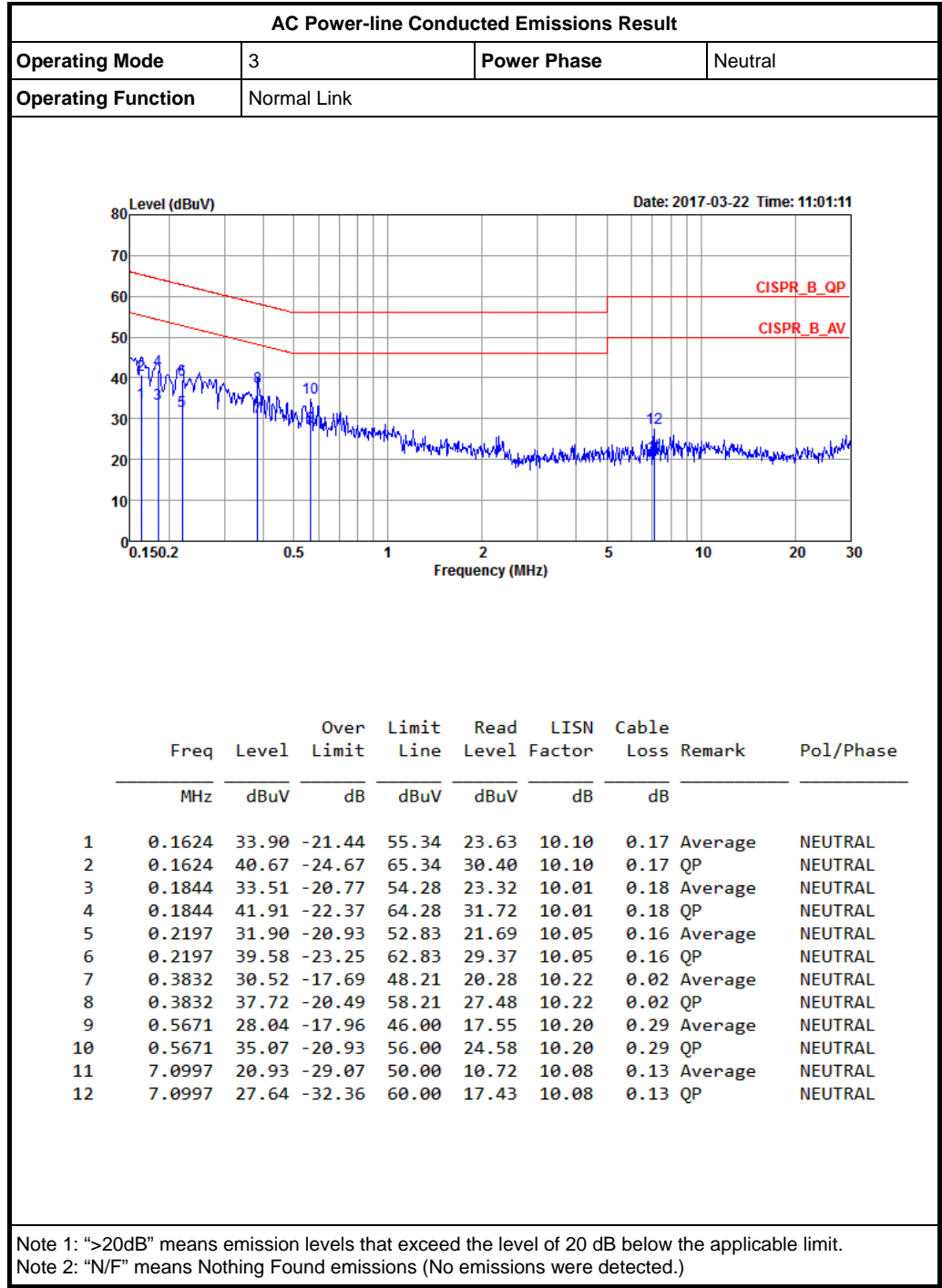
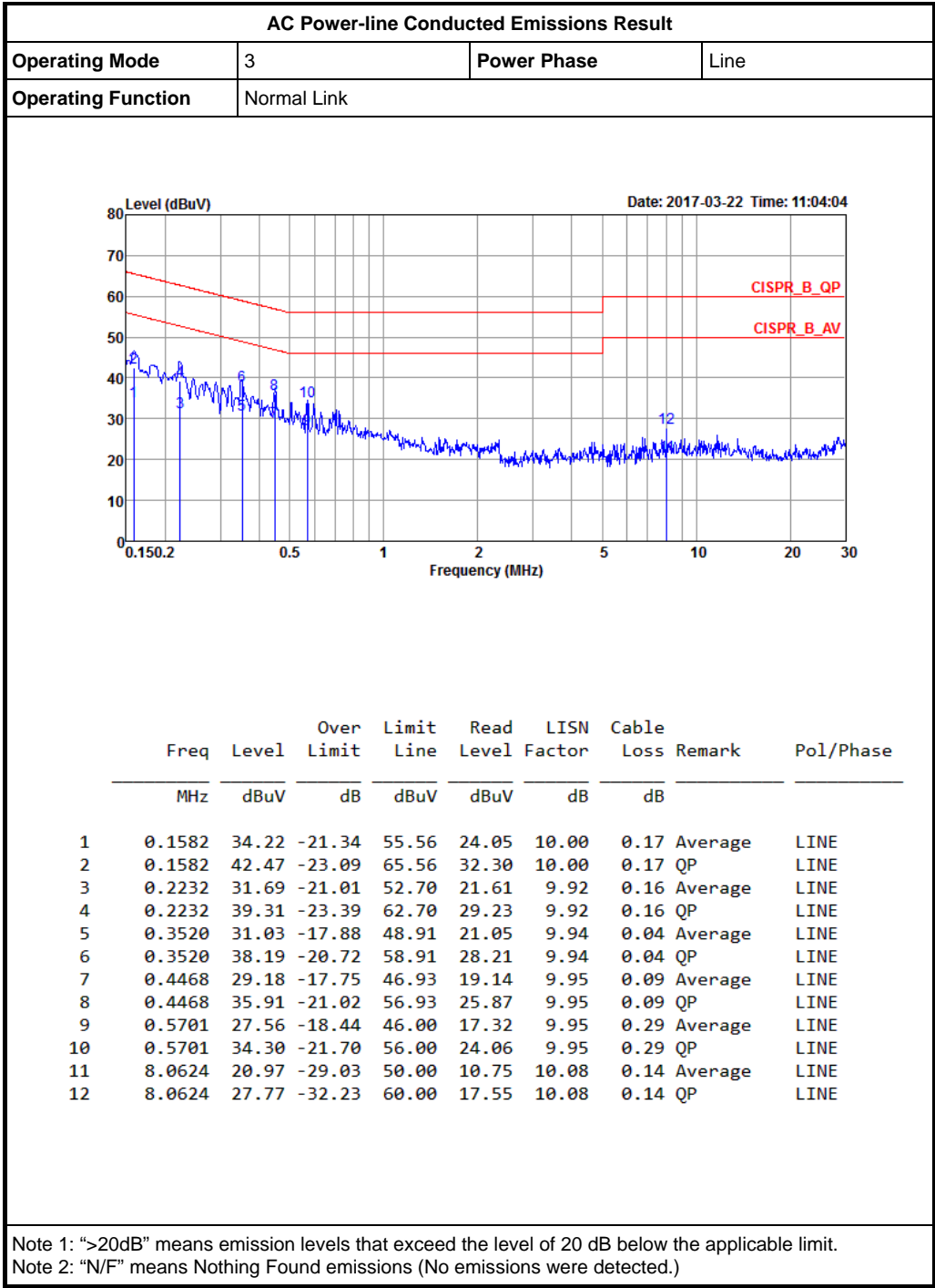
Note: Calibration Interval of instruments listed above is one year.

“**” Calibration Interval of instruments listed above is two years.

N.C.R means Non-Calibration required.







Summary

Mode	Max-N dB (Hz)	Max-OBW (Hz)	ITU-Code	Min-N dB (Hz)	Min-OBW (Hz)
802.11a_Nss1_2TX	-	-	-	-	-
5.15-5.25GHz	41.025M	21.764M	21M8D1D	19.425M	16.417M
802.11ac VHT20_Nss1,(MCS0)_2TX	-	-	-	-	-
5.15-5.25GHz	47.725M	27.861M	27M9D1D	20.6M	17.616M
802.11ac VHT40_Nss1,(MCS0)_2TX	-	-	-	-	-
5.15-5.25GHz	77.45M	36.632M	36M6D1D	39.65M	35.982M
802.11ac VHT80_Nss1,(MCS0)_2TX	-	-	-	-	-
5.15-5.25GHz	83.3M	75.762M	75M8D1D	83.2M	75.562M
802.11a_Nss1_2TX	-	-	-	-	-
5.725-5.85GHz	16.325M	27.786M	27M8D1D	15.6M	16.617M
802.11ac VHT20_Nss1,(MCS0)_2TX	-	-	-	-	-
5.725-5.85GHz	17.6M	34.158M	34M2D1D	16.15M	28.111M
802.11ac VHT40_Nss1,(MCS0)_2TX	-	-	-	-	-
5.725-5.85GHz	35.05M	62.369M	62M4D1D	33.15M	56.922M
802.11ac VHT80_Nss1,(MCS0)_2TX	-	-	-	-	-
5.725-5.85GHz	75.5M	76.262M	76M3D1D	73.2M	76.062M
802.11ac VHT20-BF_Nss1,(MCS0)_2TX	-	-	-	-	-
5.15-5.25GHz	37.7M	17.916M	17M9D1D	20.55M	17.616M
802.11ac VHT40-BF_Nss1,(MCS0)_2TX	-	-	-	-	-
5.15-5.25GHz	78.35M	36.382M	36M4D1D	39.8M	35.982M
802.11ac VHT80-BF_Nss1,(MCS0)_2TX	-	-	-	-	-
5.15-5.25GHz	83.4M	75.762M	75M8D1D	83M	75.562M
802.11ac VHT20-BF_Nss1,(MCS0)_2TX	-	-	-	-	-
5.725-5.85GHz	17.6M	17.666M	17M7D1D	17.525M	17.616M
802.11ac VHT40-BF_Nss1,(MCS0)_2TX	-	-	-	-	-
5.725-5.85GHz	35.05M	36.682M	36M7D1D	32.6M	36.332M
802.11ac VHT80-BF_Nss1,(MCS0)_2TX	-	-	-	-	-
5.725-5.85GHz	75.2M	76.462M	76M5D1D	75.1M	76.162M

Max-N dB = Maximum 6dB down bandwidth for 5.725-5.85GHz band / Maximum 26dB down bandwidth for other band;

Max-OBW = Maximum 99% occupied bandwidth;

Min-N dB = Minimum 6dB down bandwidth for 5.725-5.85GHz band / Maximum 26dB down bandwidth for other band;

Min-OBW = Minimum 99% occupied bandwidth;

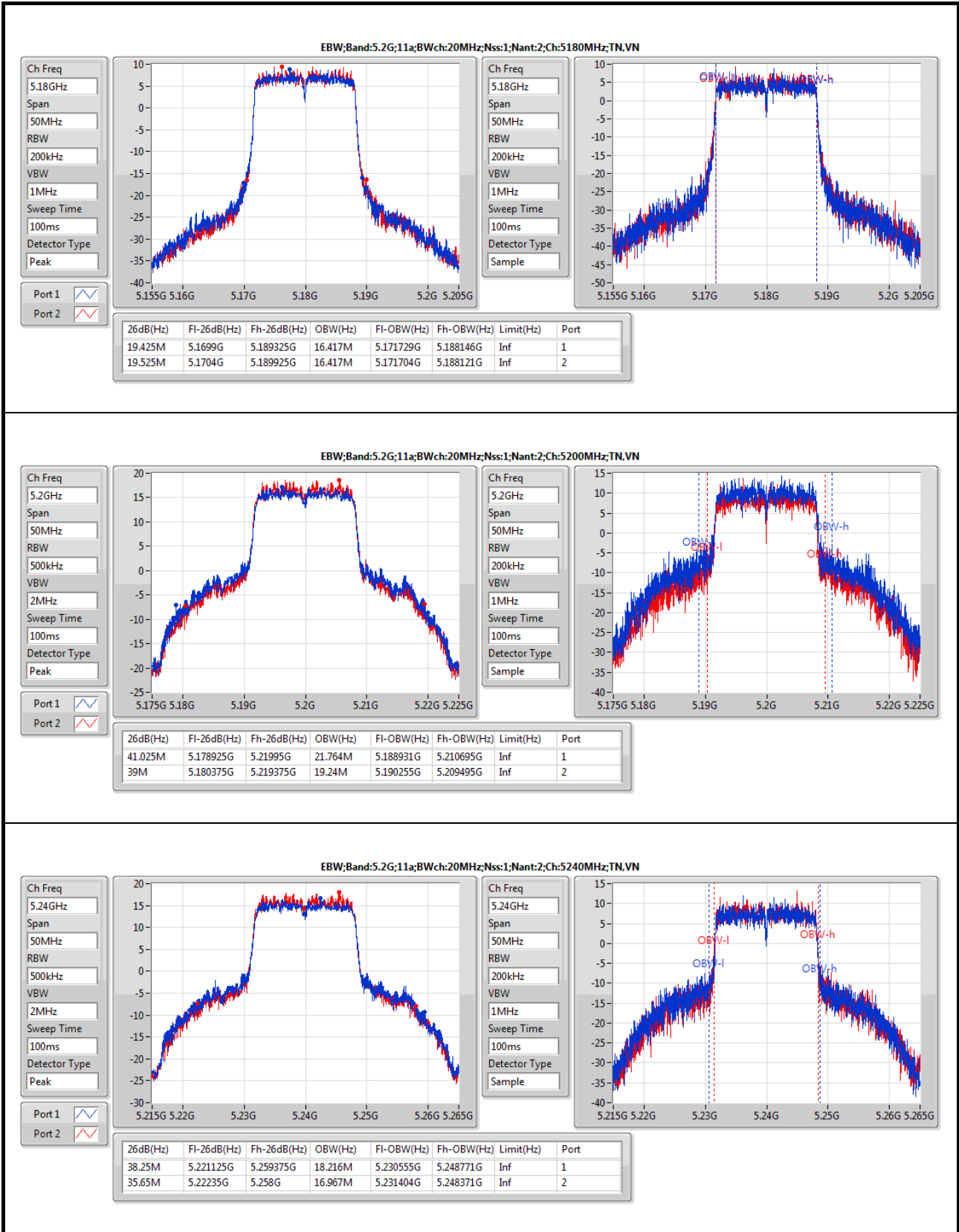


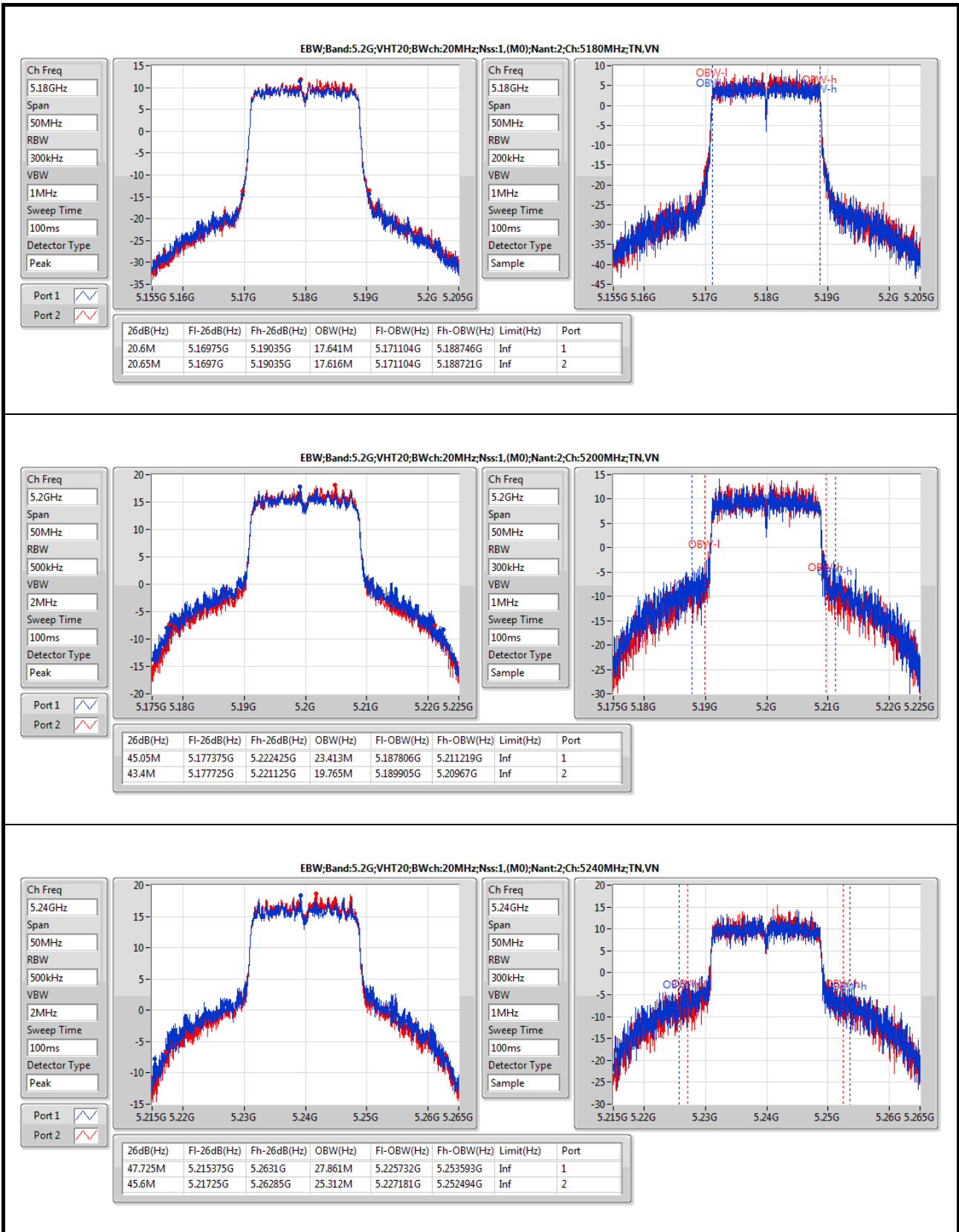
Result

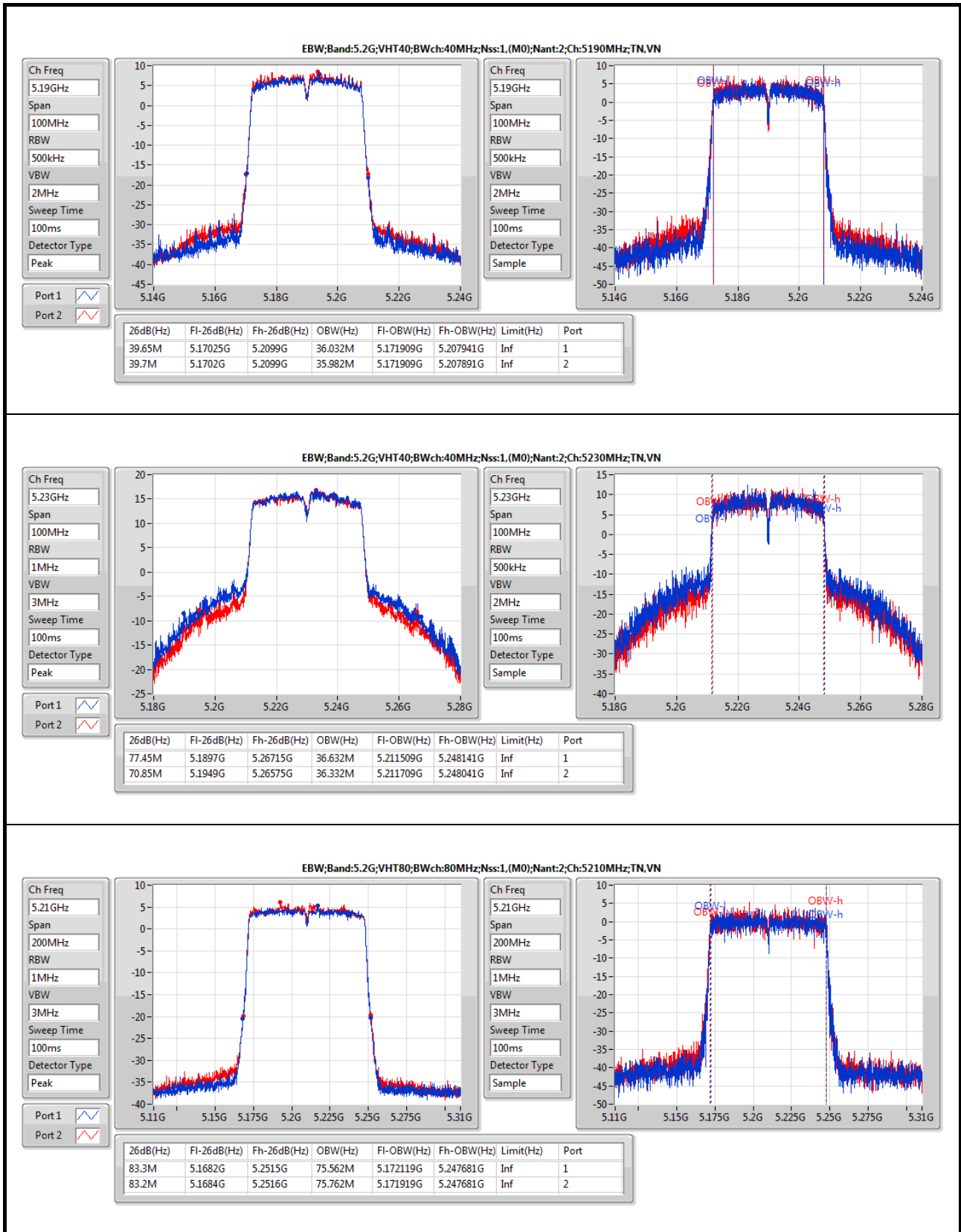
Mode	Result	Limit (Hz)	Port 1-N dB (Hz)	Port 1-OBW (Hz)	Port 2-N dB (Hz)	Port 2-OBW (Hz)
802.11a_Nss1_2TX	-	-	-	-	-	-
5180MHz	Pass	Inf	19.425M	16.417M	19.525M	16.417M
5200MHz	Pass	Inf	41.025M	21.764M	39M	19.24M
5240MHz	Pass	Inf	38.25M	18.216M	35.65M	16.967M
802.11ac_VHT20_Nss1,(MCS0)_2TX	-	-	-	-	-	-
5180MHz	Pass	Inf	20.6M	17.641M	20.65M	17.616M
5200MHz	Pass	Inf	45.05M	23.413M	43.4M	19.765M
5240MHz	Pass	Inf	47.725M	27.861M	45.6M	25.312M
802.11ac_VHT40_Nss1,(MCS0)_2TX	-	-	-	-	-	-
5190MHz	Pass	Inf	39.65M	36.032M	39.7M	35.982M
5230MHz	Pass	Inf	77.45M	36.632M	70.85M	36.332M
802.11ac_VHT80_Nss1,(MCS0)_2TX	-	-	-	-	-	-
5210MHz	Pass	Inf	83.3M	75.562M	83.2M	75.762M
802.11a_Nss1_2TX	-	-	-	-	-	-
5745MHz	Pass	500k	16.275M	16.792M	16.325M	18.141M
5785MHz	Pass	500k	16.3M	16.617M	16.3M	17.141M
5825MHz	Pass	500k	15.6M	20.865M	16.025M	27.786M
802.11ac_VHT20_Nss1,(MCS0)_2TX	-	-	-	-	-	-
5745MHz	Pass	500k	16.15M	29.51M	17.6M	33.133M
5785MHz	Pass	500k	17.55M	30.185M	17.175M	34.158M
5825MHz	Pass	500k	17.5M	28.111M	17.5M	32.934M
802.11ac_VHT40_Nss1,(MCS0)_2TX	-	-	-	-	-	-
5755MHz	Pass	500k	33.8M	56.922M	35.05M	62.369M
5795MHz	Pass	500k	33.15M	57.821M	33.45M	59.87M
802.11ac_VHT80_Nss1,(MCS0)_2TX	-	-	-	-	-	-
5775MHz	Pass	500k	75.5M	76.062M	73.2M	76.262M
802.11ac_VHT20-BF_Nss1,(MCS0)_2TX	-	-	-	-	-	-
5180MHz	Pass	Inf	20.55M	17.666M	20.75M	17.616M
5200MHz	Pass	Inf	34.25M	17.791M	31.8M	17.741M
5240MHz	Pass	Inf	37.7M	17.916M	34.525M	17.766M
802.11ac_VHT40-BF_Nss1,(MCS0)_2TX	-	-	-	-	-	-
5190MHz	Pass	Inf	39.8M	35.982M	39.9M	36.032M
5230MHz	Pass	Inf	78.35M	36.382M	72.4M	36.182M
802.11ac_VHT80-BF_Nss1,(MCS0)_2TX	-	-	-	-	-	-
5210MHz	Pass	Inf	83M	75.562M	83.4M	75.762M
802.11ac_VHT20-BF_Nss1,(MCS0)_2TX	-	-	-	-	-	-
5745MHz	Pass	500k	17.525M	17.641M	17.55M	17.641M
5785MHz	Pass	500k	17.525M	17.641M	17.6M	17.666M
5825MHz	Pass	500k	17.55M	17.616M	17.55M	17.641M
802.11ac_VHT40-BF_Nss1,(MCS0)_2TX	-	-	-	-	-	-
5755MHz	Pass	500k	33.8M	36.432M	32.6M	36.682M
5795MHz	Pass	500k	35.05M	36.332M	33.8M	36.582M
802.11ac_VHT80-BF_Nss1,(MCS0)_2TX	-	-	-	-	-	-
5775MHz	Pass	500k	75.2M	76.162M	75.1M	76.462M

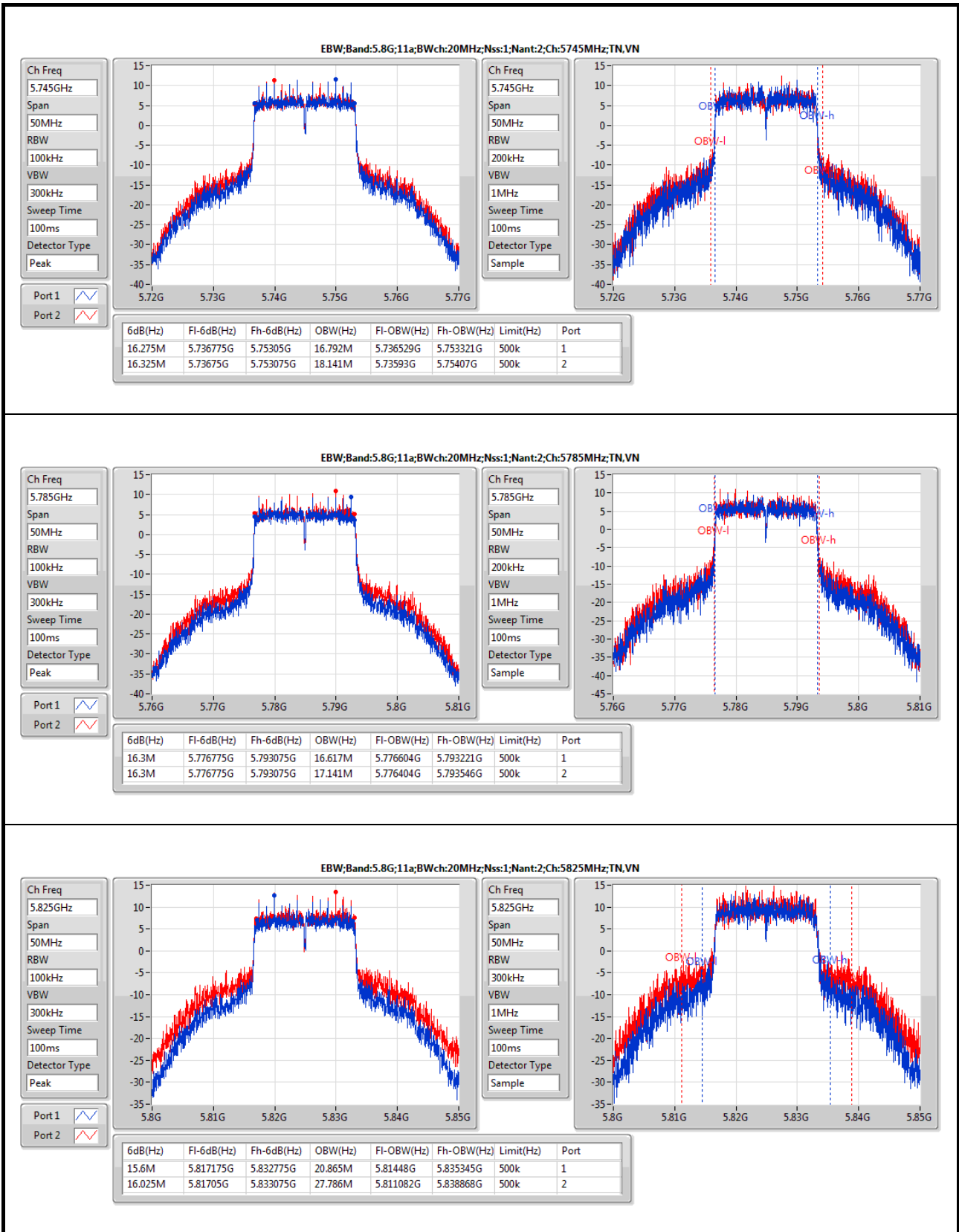
Port X-N dB = Port X 6dB down bandwidth for 5.725-5.85GHz band / 26dB down bandwidth for other band

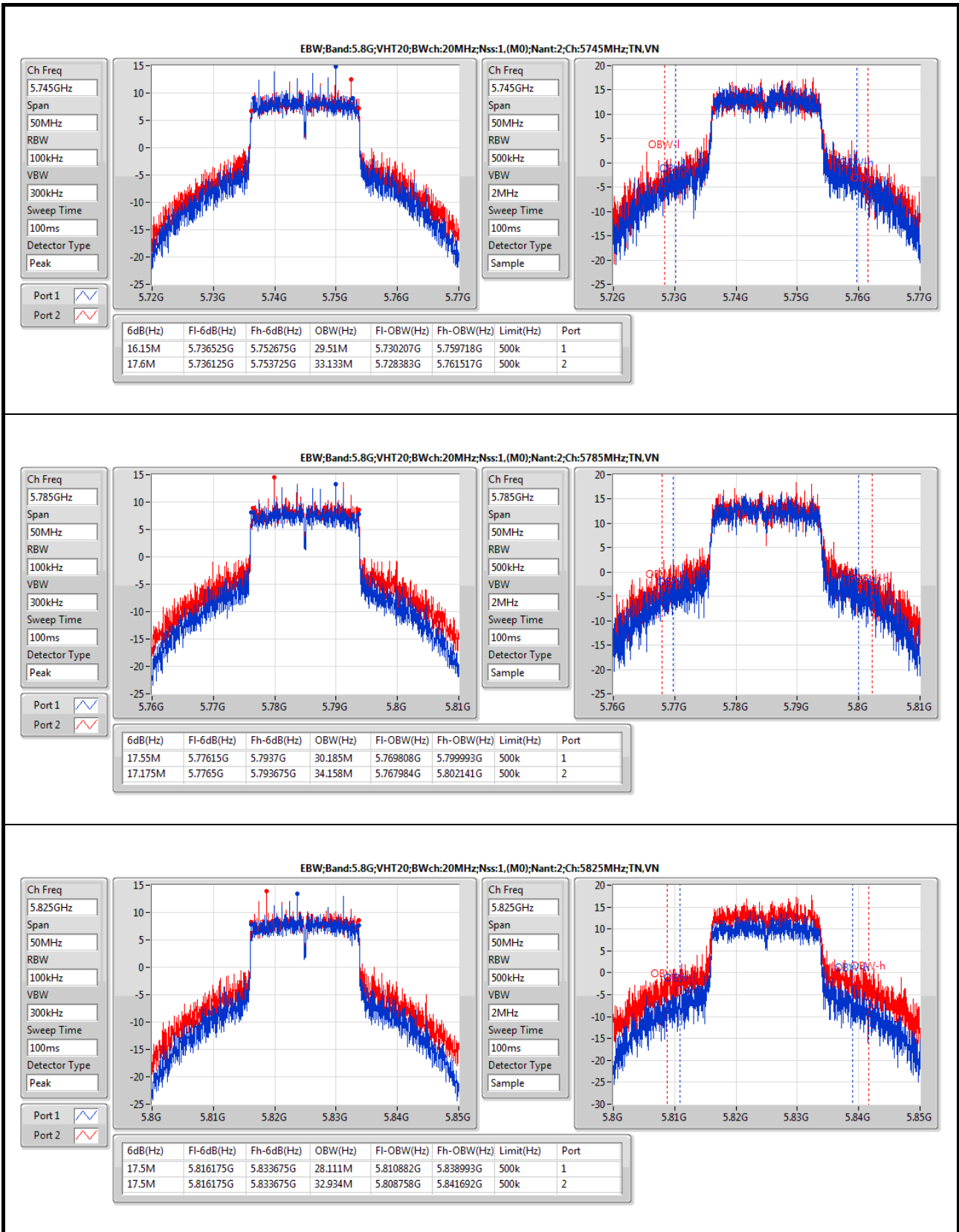
Port X-OBW = Port X 99% occupied bandwidth;

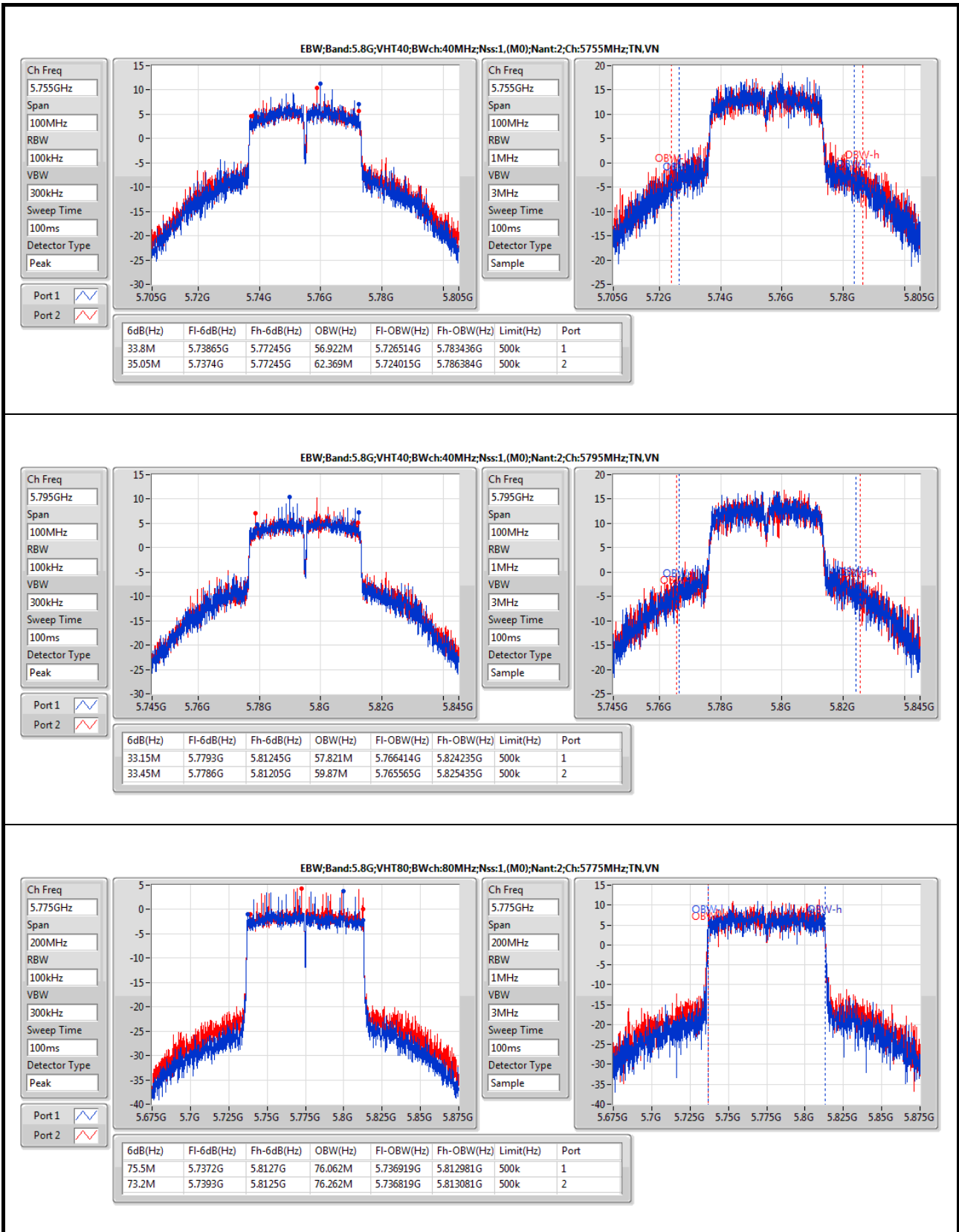


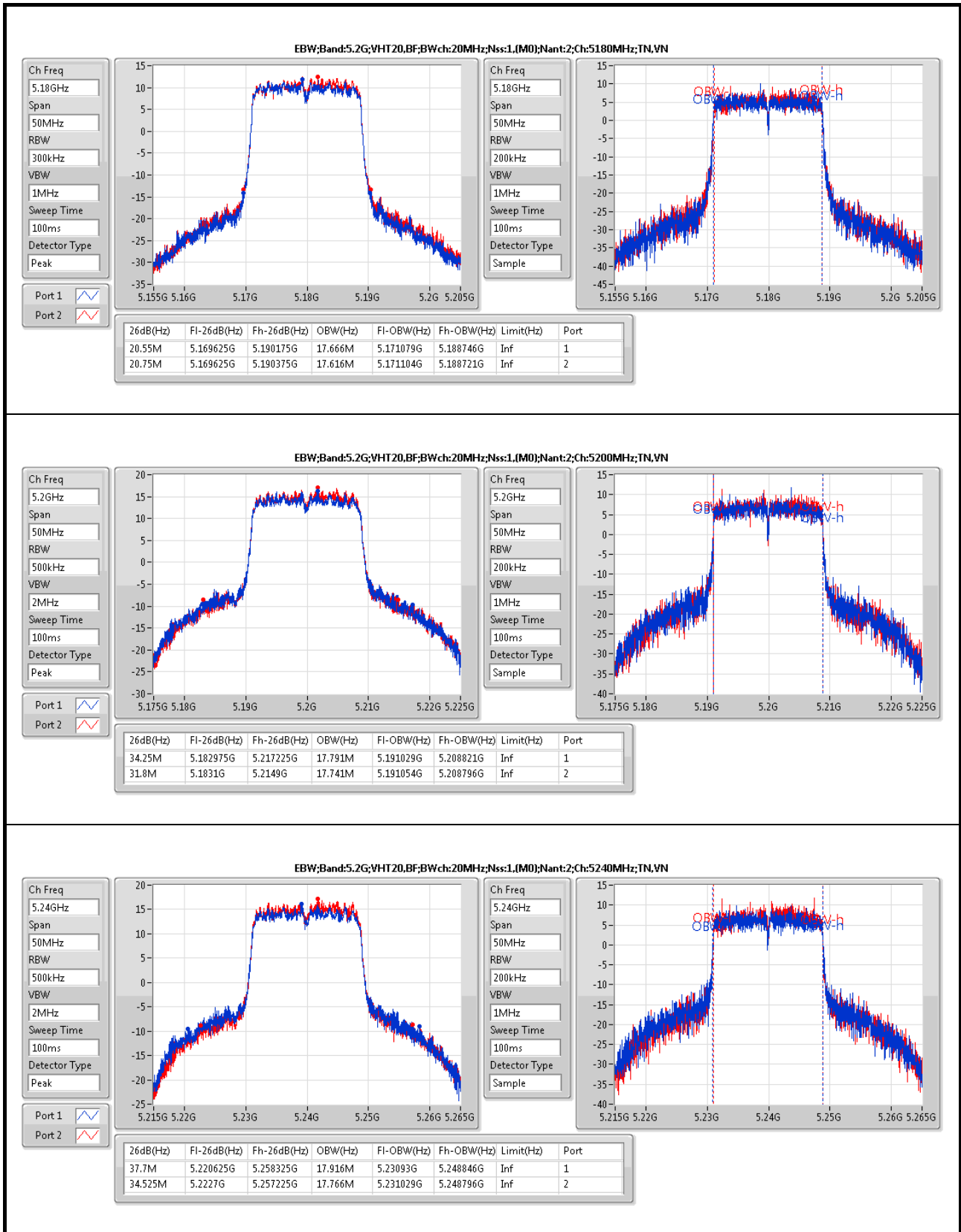


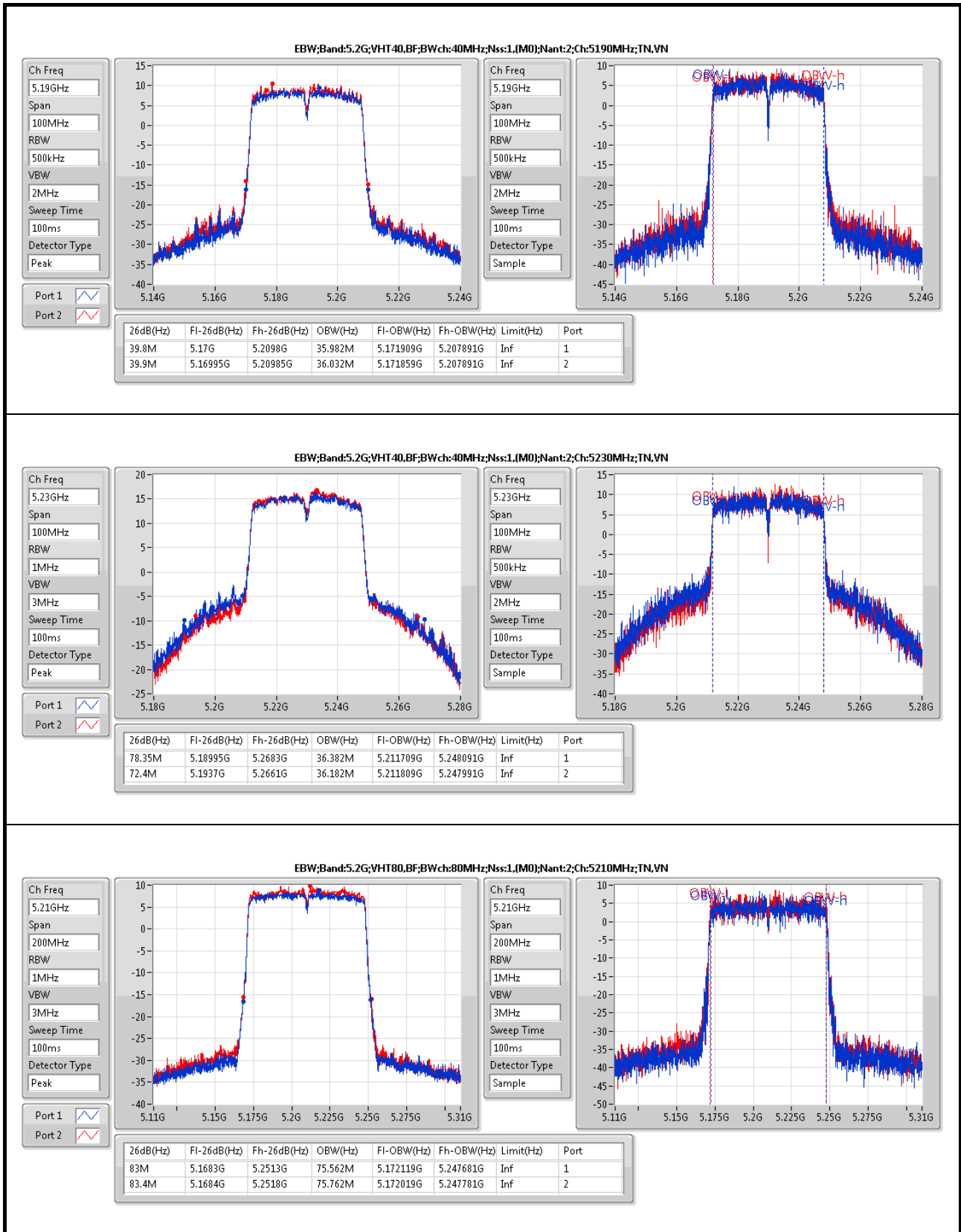


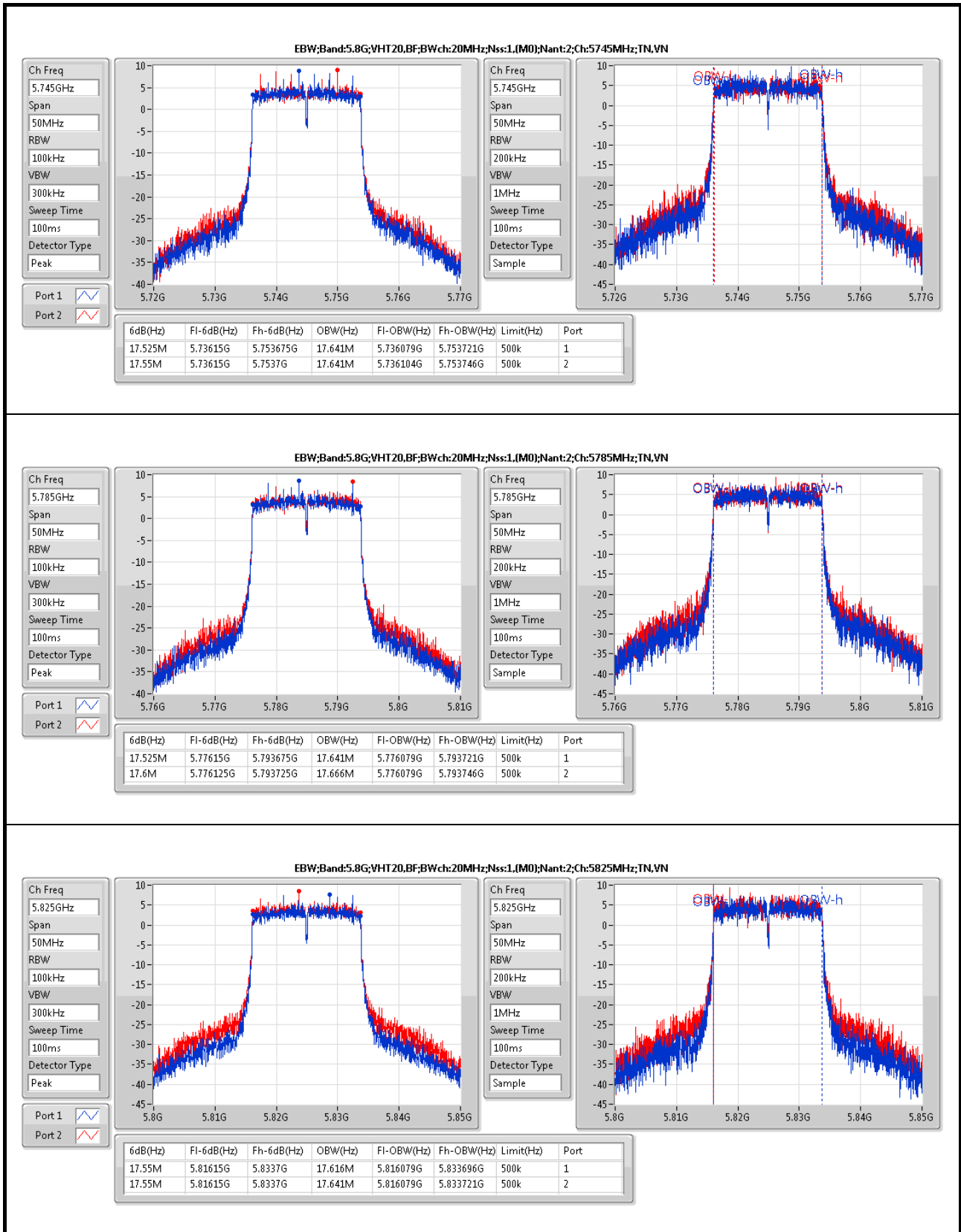


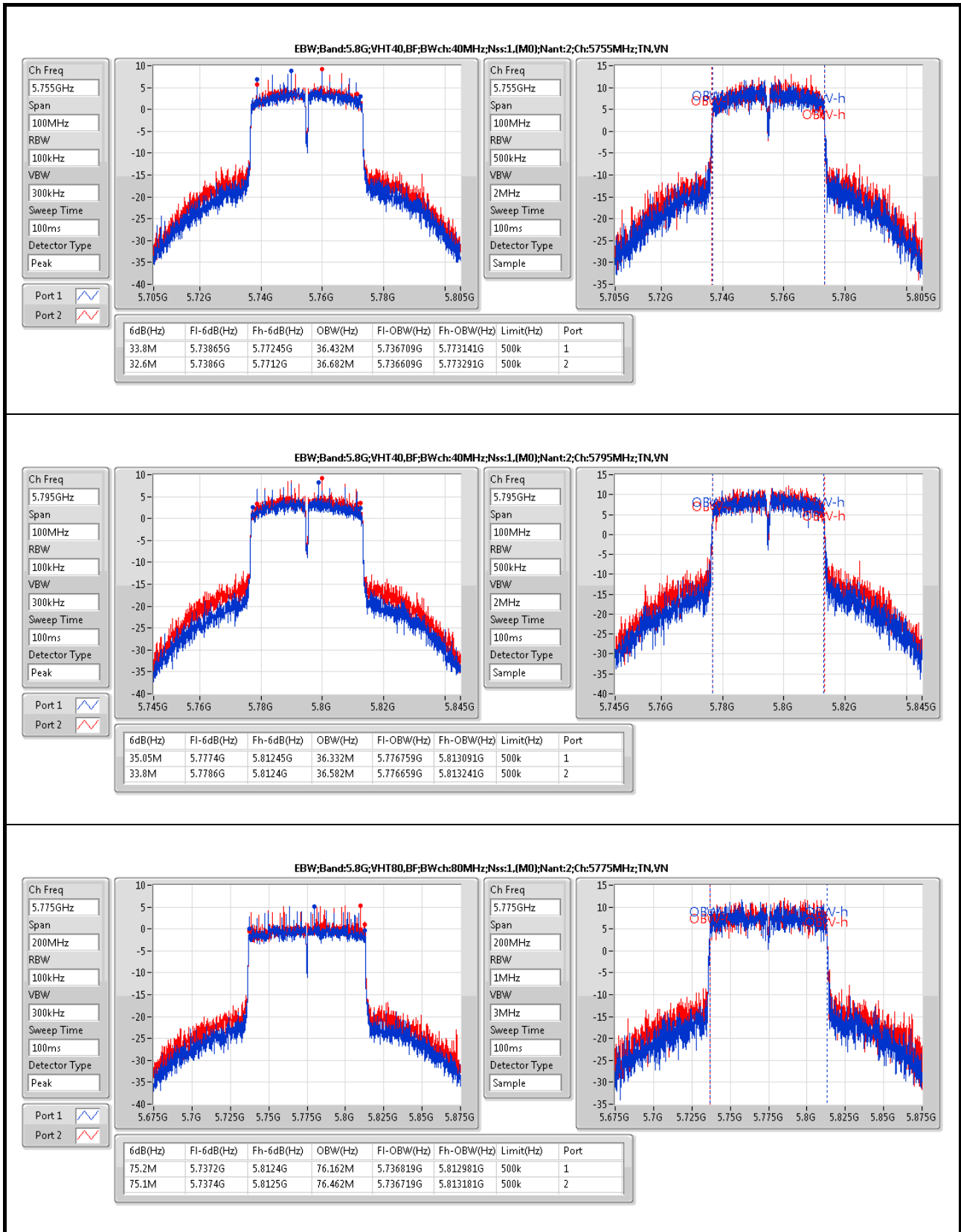














Summary

Mode	Sum (dBm)	Total Power (W)	EIRP (dBm)	EIRP (W)
802.11a_Nss1_2TX	-	-	-	-
5.15-5.25GHz	26.38	0.43451	30.94	1.24165
802.11ac VHT20_Nss1,(MCS0)_2TX	-	-	-	-
5.15-5.25GHz	26.94	0.49431	31.50	1.41254
802.11ac VHT40_Nss1,(MCS0)_2TX	-	-	-	-
5.15-5.25GHz	25.19	0.33037	29.75	0.94406
802.11ac VHT80_Nss1,(MCS0)_2TX	-	-	-	-
5.15-5.25GHz	19.19	0.08299	23.75	0.23714
802.11a_Nss1_2TX	-	-	-	-
5.725-5.85GHz	26.09	0.40644	30.65	1.16145
802.11ac VHT20_Nss1,(MCS0)_2TX	-	-	-	-
5.725-5.85GHz	27.28	0.53456	31.84	1.52757
802.11ac VHT40_Nss1,(MCS0)_2TX	-	-	-	-
5.725-5.85GHz	27.02	0.50350	31.58	1.43880
802.11ac VHT80_Nss1,(MCS0)_2TX	-	-	-	-
5.725-5.85GHz	23.60	0.22909	28.16	0.65464
802.11ac VHT20-BF_Nss1,(MCS0)_2TX	-	-	-	-
5.15-5.25GHz	25.59	0.36224	33.16	2.07014
802.11ac VHT40-BF_Nss1,(MCS0)_2TX	-	-	-	-
5.15-5.25GHz	25.27	0.33651	32.84	1.92309
802.11ac VHT80-BF_Nss1,(MCS0)_2TX	-	-	-	-
5.15-5.25GHz	21.02	0.12647	28.59	0.72277
802.11ac VHT20-BF_Nss1,(MCS0)_2TX	-	-	-	-
5.725-5.85GHz	25.11	0.32434	32.68	1.85353
802.11ac VHT40-BF_Nss1,(MCS0)_2TX	-	-	-	-
5.725-5.85GHz	25.21	0.33189	32.78	1.89671
802.11ac VHT80-BF_Nss1,(MCS0)_2TX	-	-	-	-
5.725-5.85GHz	25.11	0.32434	32.68	1.85353



Result

Mode	Result	DG (dBi)	Sum (dBm)	Sum Lim. (dBm)	EIRP (dBm)	EIRP Lim. (dBm)	P1 (dBm)	P2 (dBm)
802.11a_Nss1_2TX	-	-	-	-	-	-	-	-
5180MHz	Pass	4.56	22.50	30.00	27.06	36.00	19.31	19.66
5200MHz	Pass	4.56	26.38	30.00	30.94	36.00	23.23	23.50
5240MHz	Pass	4.56	25.49	30.00	30.05	36.00	22.25	22.69
802.11ac VHT20_Nss1,(MCS0)_2TX	-	-	-	-	-	-	-	-
5180MHz	Pass	4.56	23.07	30.00	27.63	36.00	19.78	20.33
5200MHz	Pass	4.56	26.42	30.00	30.98	36.00	23.23	23.59
5240MHz	Pass	4.56	26.94	30.00	31.50	36.00	23.74	24.11
802.11ac VHT40_Nss1,(MCS0)_2TX	-	-	-	-	-	-	-	-
5190MHz	Pass	4.56	20.34	30.00	24.90	36.00	17.16	17.49
5230MHz	Pass	4.56	25.19	30.00	29.75	36.00	22.23	22.13
802.11ac VHT80_Nss1,(MCS0)_2TX	-	-	-	-	-	-	-	-
5210MHz	Pass	4.56	19.19	30.00	23.75	36.00	15.97	16.38
802.11a_Nss1_2TX	-	-	-	-	-	-	-	-
5745MHz	Pass	4.56	24.69	30.00	29.25	36.00	21.92	21.43
5785MHz	Pass	4.56	24.21	30.00	28.77	36.00	21.00	21.39
5825MHz	Pass	4.56	26.09	30.00	30.65	36.00	22.80	23.35
802.11ac VHT20_Nss1,(MCS0)_2TX	-	-	-	-	-	-	-	-
5745MHz	Pass	4.56	27.28	30.00	31.84	36.00	24.16	24.38
5785MHz	Pass	4.56	26.89	30.00	31.45	36.00	23.59	24.16
5825MHz	Pass	4.56	26.93	30.00	31.49	36.00	23.73	24.10
802.11ac VHT40_Nss1,(MCS0)_2TX	-	-	-	-	-	-	-	-
5755MHz	Pass	4.56	27.02	30.00	31.58	36.00	23.90	24.11
5795MHz	Pass	4.56	26.53	30.00	31.09	36.00	23.51	23.52
802.11ac VHT80_Nss1,(MCS0)_2TX	-	-	-	-	-	-	-	-
5775MHz	Pass	4.56	23.60	30.00	28.16	36.00	20.36	20.80
802.11ac VHT20-BF_Nss1,(MCS0)_2TX	-	-	-	-	-	-	-	-
5180MHz	Pass	7.57	23.13	28.43	30.70	36.00	19.84	20.38
5200MHz	Pass	7.57	25.55	28.43	33.12	36.00	22.41	22.66
5240MHz	Pass	7.57	25.59	28.43	33.16	36.00	22.31	22.84
802.11ac VHT40-BF_Nss1,(MCS0)_2TX	-	-	-	-	-	-	-	-
5190MHz	Pass	7.57	22.56	28.43	30.13	36.00	19.51	19.58
5230MHz	Pass	7.57	25.27	28.43	32.84	36.00	22.24	22.28
802.11ac VHT80-BF_Nss1,(MCS0)_2TX	-	-	-	-	-	-	-	-
5210MHz	Pass	7.57	21.02	28.43	28.59	36.00	17.91	18.11
802.11ac VHT20-BF_Nss1,(MCS0)_2TX	-	-	-	-	-	-	-	-
5745MHz	Pass	7.57	25.11	28.43	32.68	36.00	22.08	22.12
5785MHz	Pass	7.57	25.09	28.43	32.66	36.00	22.06	22.09
5825MHz	Pass	7.57	25.11	28.43	32.68	36.00	22.04	22.16
802.11ac VHT40-BF_Nss1,(MCS0)_2TX	-	-	-	-	-	-	-	-
5755MHz	Pass	7.57	25.21	28.43	32.78	36.00	22.18	22.21
5795MHz	Pass	7.57	25.14	28.43	32.71	36.00	22.07	22.18
802.11ac VHT80-BF_Nss1,(MCS0)_2TX	-	-	-	-	-	-	-	-
5775MHz	Pass	7.57	25.11	28.43	32.68	36.00	22.07	22.13

DG = Directional Gain; Port X = Port X output power



Summary

Mode	PD (dBm/RBW)	EIRP.PD (dBm/RBW)
802.11a_Nss1_2TX	-	-
5.15-5.25GHz	13.88	21.45
802.11ac VHT20_Nss1,(MCS0)_2TX	-	-
5.15-5.25GHz	14.25	21.82
802.11ac VHT40_Nss1,(MCS0)_2TX	-	-
5.15-5.25GHz	9.90	17.47
802.11ac VHT80_Nss1,(MCS0)_2TX	-	-
5.15-5.25GHz	-0.06	7.51
802.11a_Nss1_2TX	-	-
5.725-5.85GHz	11.92	19.49
802.11ac VHT20_Nss1,(MCS0)_2TX	-	-
5.725-5.85GHz	12.82	20.39
802.11ac VHT40_Nss1,(MCS0)_2TX	-	-
5.725-5.85GHz	9.89	17.46
802.11ac VHT80_Nss1,(MCS0)_2TX	-	-
5.725-5.85GHz	3.20	10.77
802.11ac VHT20-BF_Nss1,(MCS0)_2TX	-	-
5.15-5.25GHz	12.41	19.98
802.11ac VHT40-BF_Nss1,(MCS0)_2TX	-	-
5.15-5.25GHz	9.51	17.08
802.11ac VHT80-BF_Nss1,(MCS0)_2TX	-	-
5.15-5.25GHz	1.86	9.43
802.11ac VHT20-BF_Nss1,(MCS0)_2TX	-	-
5.725-5.85GHz	9.03	16.60
802.11ac VHT40-BF_Nss1,(MCS0)_2TX	-	-
5.725-5.85GHz	8.19	15.76
802.11ac VHT80-BF_Nss1,(MCS0)_2TX	-	-
5.725-5.85GHz	4.50	12.07

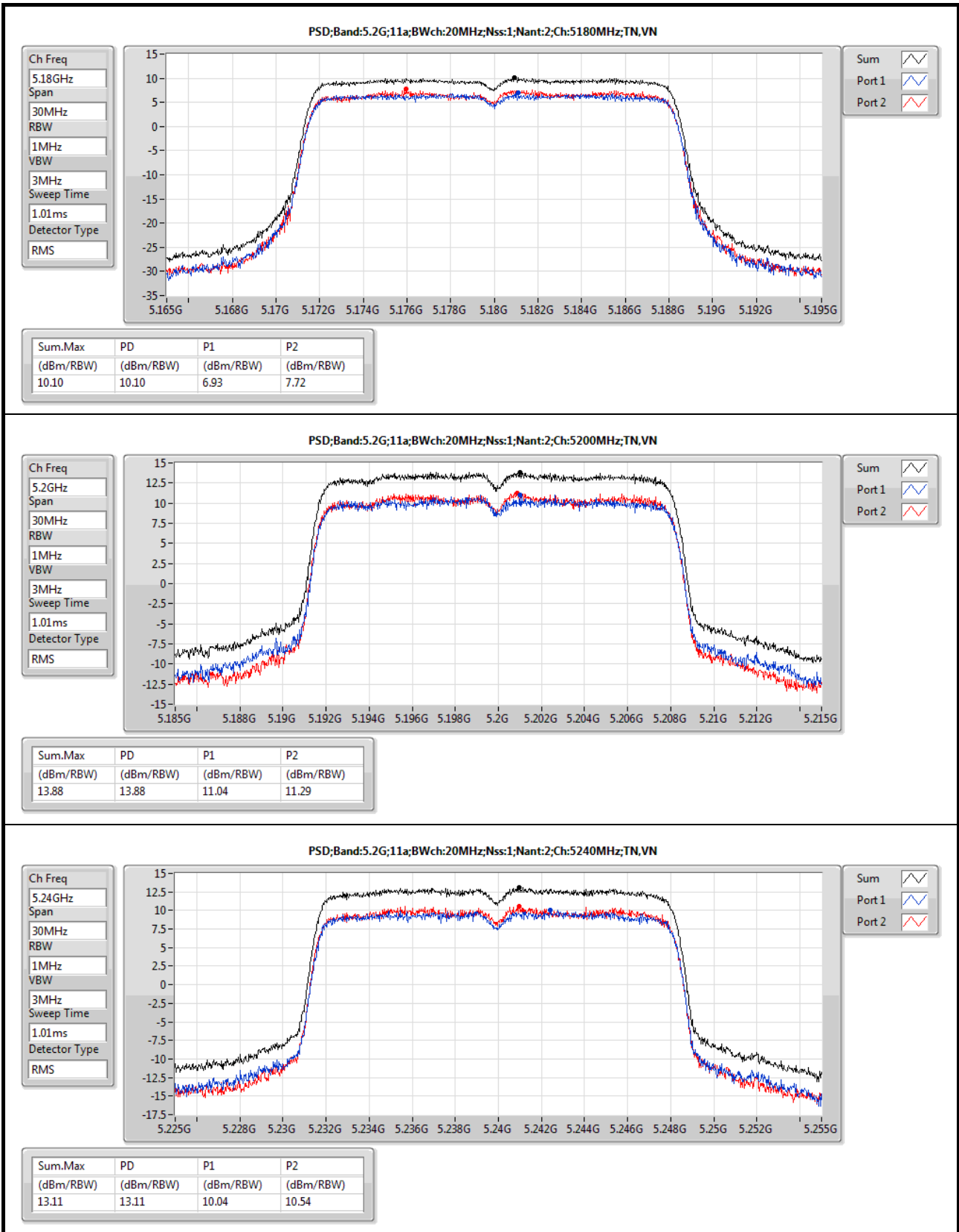
RBW = 500kHz for 5.725-5.85GHz band / 1MHz for other band;

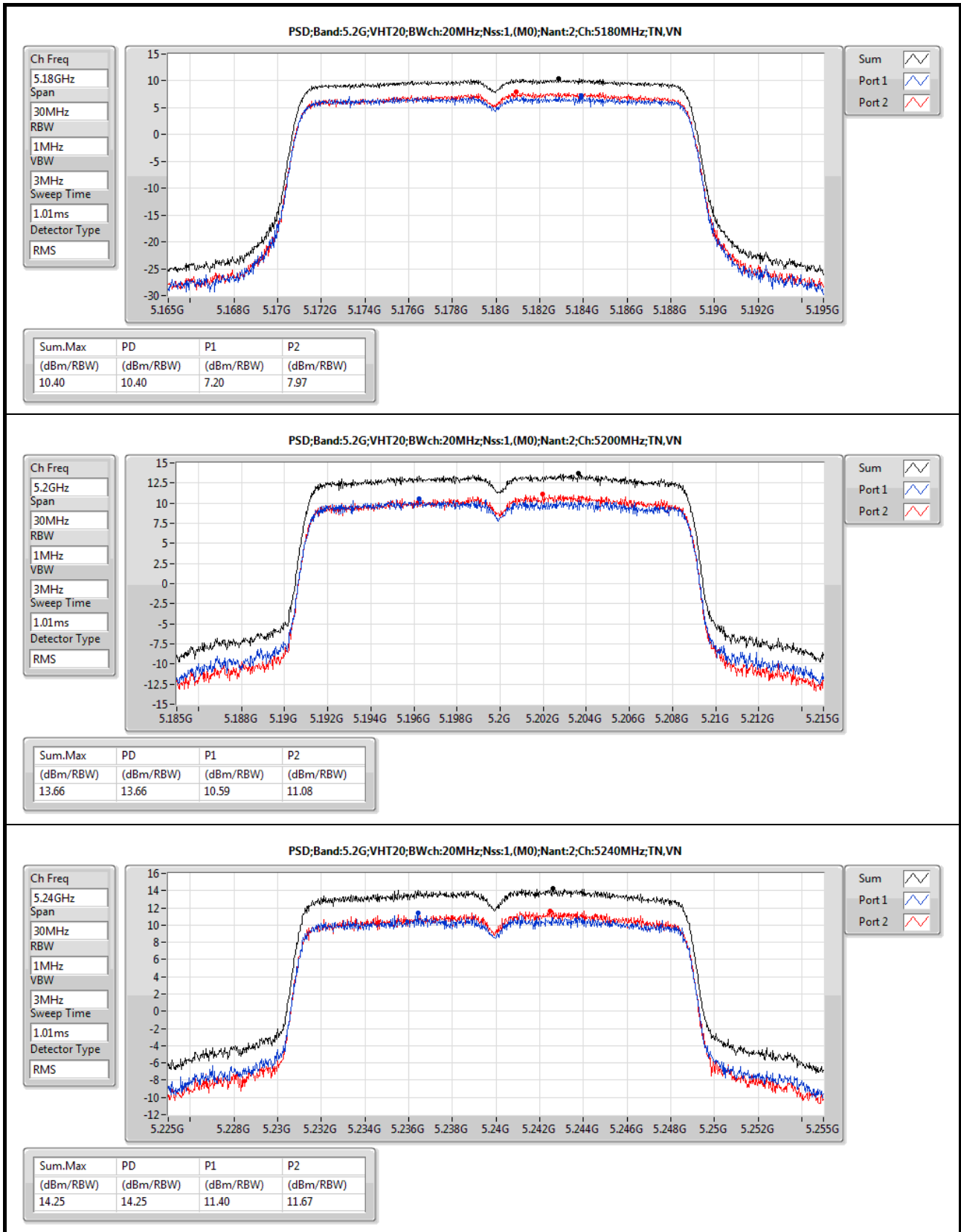


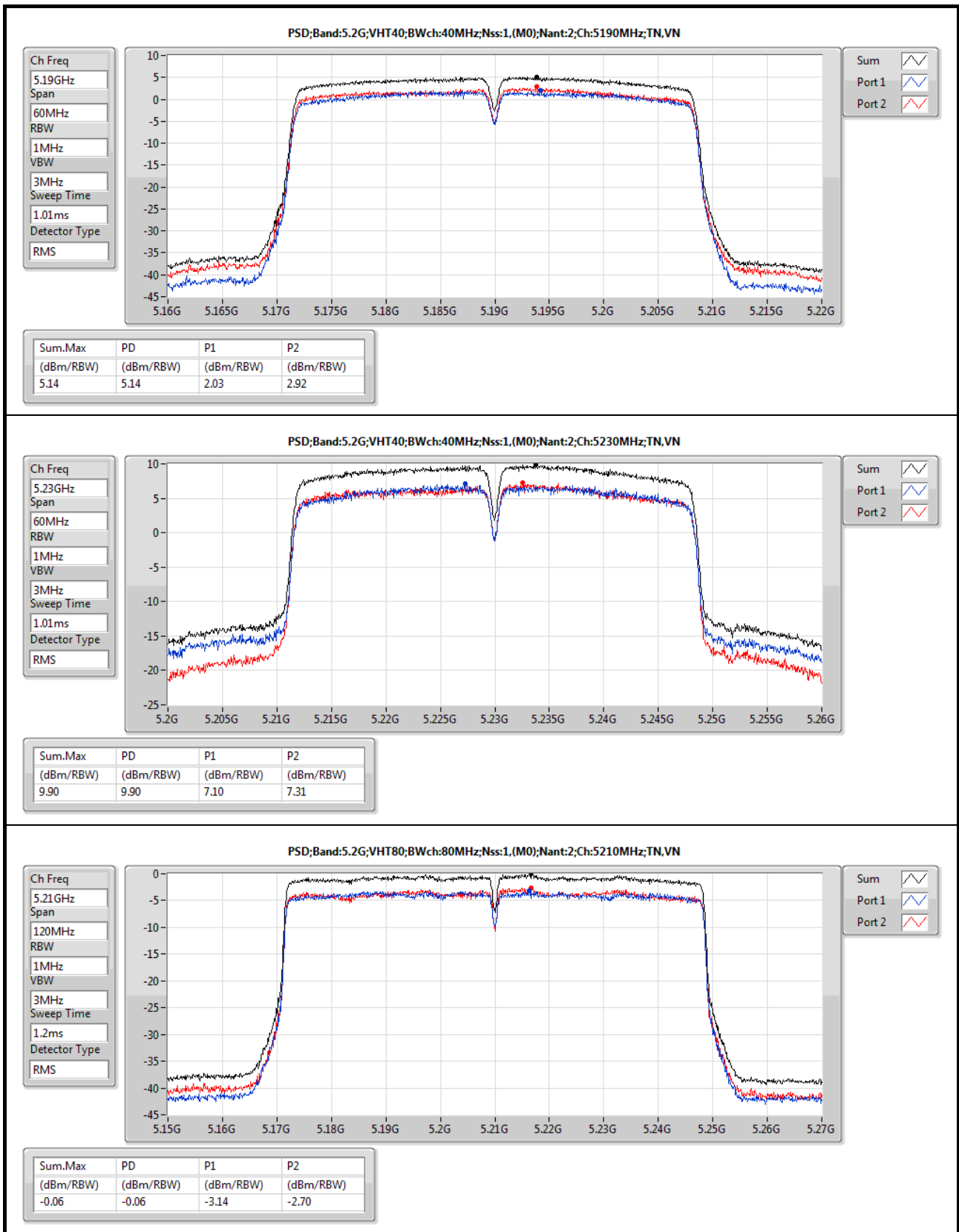
Result

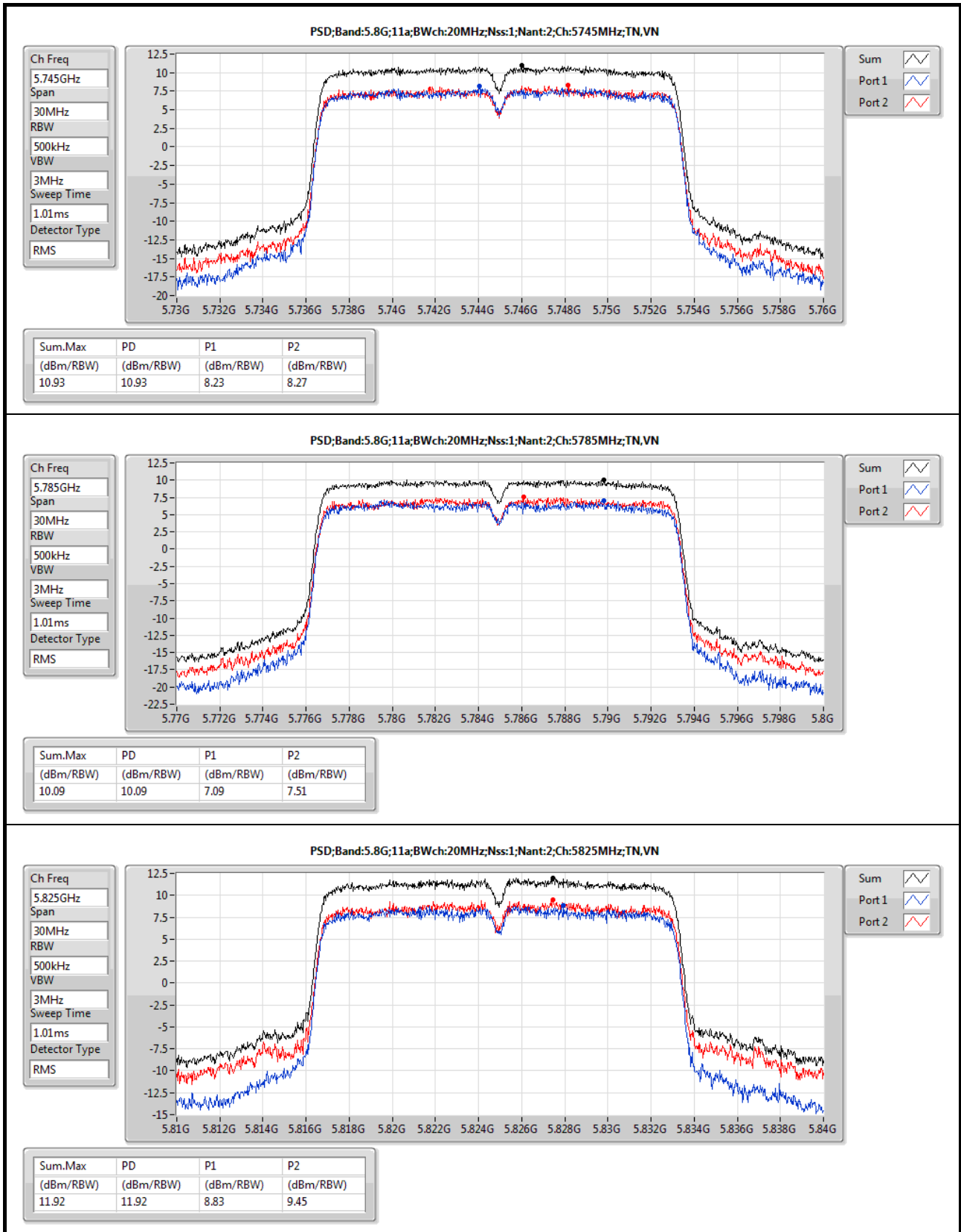
Mode	Result	DG (dBi)	PD (dBm/RBW)	PD.Limit (dBm/RBW)	P1 (dBm/RBW)	P2 (dBm/RBW)
802.11a_Nss1_2TX	-	-	-	-	-	-
5180MHz	Pass	7.57	10.10	15.43	6.93	7.72
5200MHz	Pass	7.57	13.88	15.43	11.04	11.29
5240MHz	Pass	7.57	13.11	15.43	10.04	10.54
802.11ac VHT20_Nss1,(MCS0)_2TX	-	-	-	-	-	-
5180MHz	Pass	7.57	10.40	15.43	7.20	7.97
5200MHz	Pass	7.57	13.66	15.43	10.59	11.08
5240MHz	Pass	7.57	14.25	15.43	11.40	11.67
802.11ac VHT40_Nss1,(MCS0)_2TX	-	-	-	-	-	-
5190MHz	Pass	7.57	5.14	15.43	2.03	2.92
5230MHz	Pass	7.57	9.90	15.43	7.10	7.31
802.11ac VHT80_Nss1,(MCS0)_2TX	-	-	-	-	-	-
5210MHz	Pass	7.57	-0.06	15.43	-3.14	-2.70
802.11a_Nss1_2TX	-	-	-	-	-	-
5745MHz	Pass	7.57	10.93	28.43	8.23	8.27
5785MHz	Pass	7.57	10.09	28.43	7.09	7.51
5825MHz	Pass	7.57	11.92	28.43	8.83	9.45
802.11ac VHT20_Nss1,(MCS0)_2TX	-	-	-	-	-	-
5745MHz	Pass	7.57	12.82	28.43	10.35	10.19
5785MHz	Pass	7.57	12.52	28.43	9.55	9.81
5825MHz	Pass	7.57	12.70	28.43	9.80	10.00
802.11ac VHT40_Nss1,(MCS0)_2TX	-	-	-	-	-	-
5755MHz	Pass	7.57	9.89	28.43	7.13	7.05
5795MHz	Pass	7.57	9.59	28.43	6.95	7.01
802.11ac VHT80_Nss1,(MCS0)_2TX	-	-	-	-	-	-
5775MHz	Pass	7.57	3.20	28.43	0.58	0.77
802.11ac VHT20-BF_Nss1,(MCS0)_2TX	-	-	-	-	-	-
5180MHz	Pass	7.57	9.98	15.43	6.66	7.57
5200MHz	Pass	7.57	12.28	15.43	9.20	9.96
5240MHz	Pass	7.57	12.41	15.43	9.17	10.10
802.11ac VHT40-BF_Nss1,(MCS0)_2TX	-	-	-	-	-	-
5190MHz	Pass	7.57	6.63	15.43	3.48	4.18
5230MHz	Pass	7.57	9.51	15.43	6.35	7.22
802.11ac VHT80-BF_Nss1,(MCS0)_2TX	-	-	-	-	-	-
5210MHz	Pass	7.57	1.86	15.43	-1.32	-0.58
802.11ac VHT20-BF_Nss1,(MCS0)_2TX	-	-	-	-	-	-
5745MHz	Pass	7.57	8.83	28.43	6.29	6.26
5785MHz	Pass	7.57	9.02	28.43	6.17	6.62
5825MHz	Pass	7.57	9.03	28.43	5.87	6.17
802.11ac VHT40-BF_Nss1,(MCS0)_2TX	-	-	-	-	-	-
5755MHz	Pass	7.57	8.06	28.43	5.34	5.68
5795MHz	Pass	7.57	8.19	28.43	5.06	5.86
802.11ac VHT80-BF_Nss1,(MCS0)_2TX	-	-	-	-	-	-
5775MHz	Pass	7.57	4.50	28.43	1.42	2.03

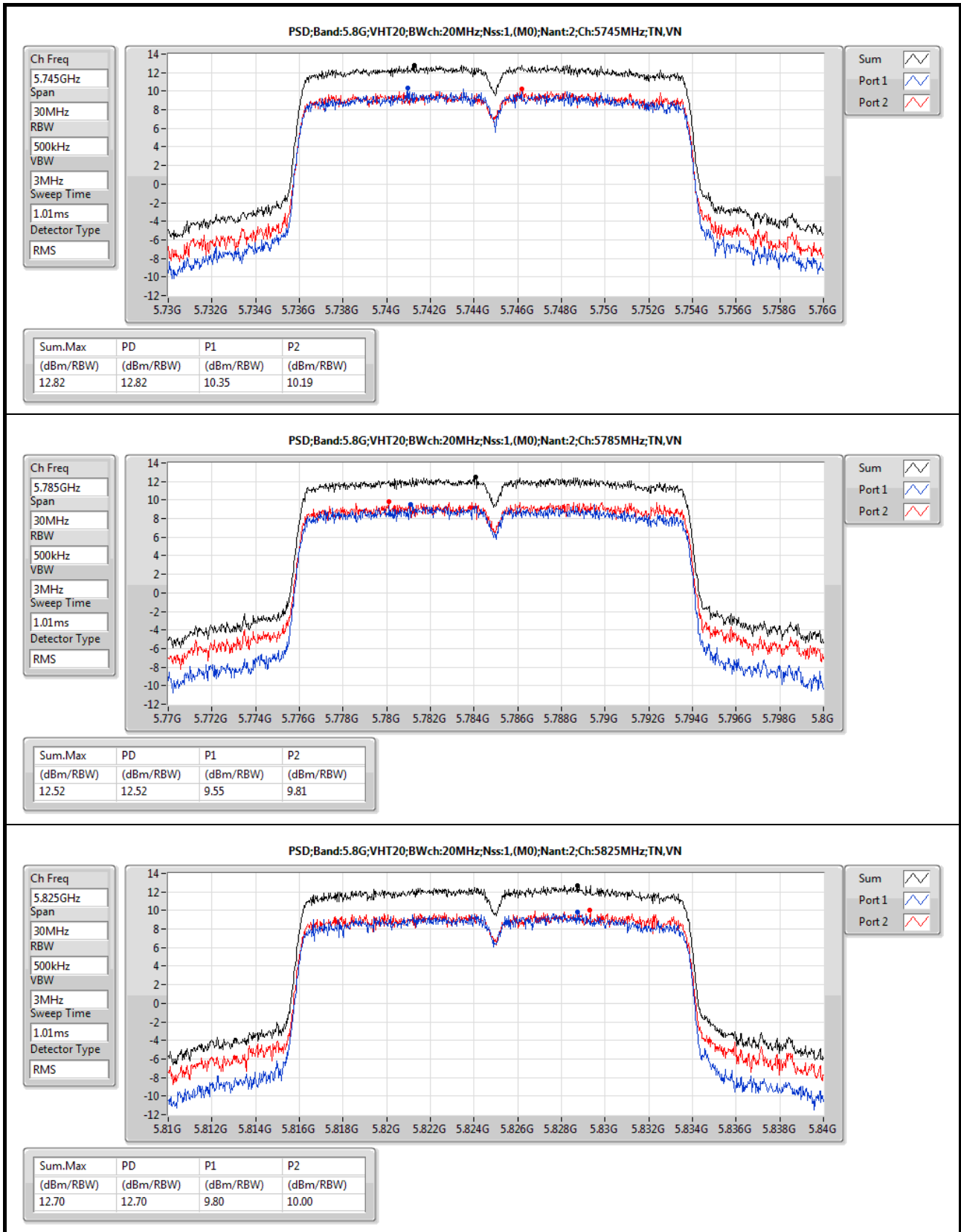
DG = Directional Gain; RBW = 500kHz for 5.725-5.85GHz band / 1MHz for other band;
 PD = trace bin-by-bin of each transmits port summing can be performed maximum power density; Port X = Port X power density;

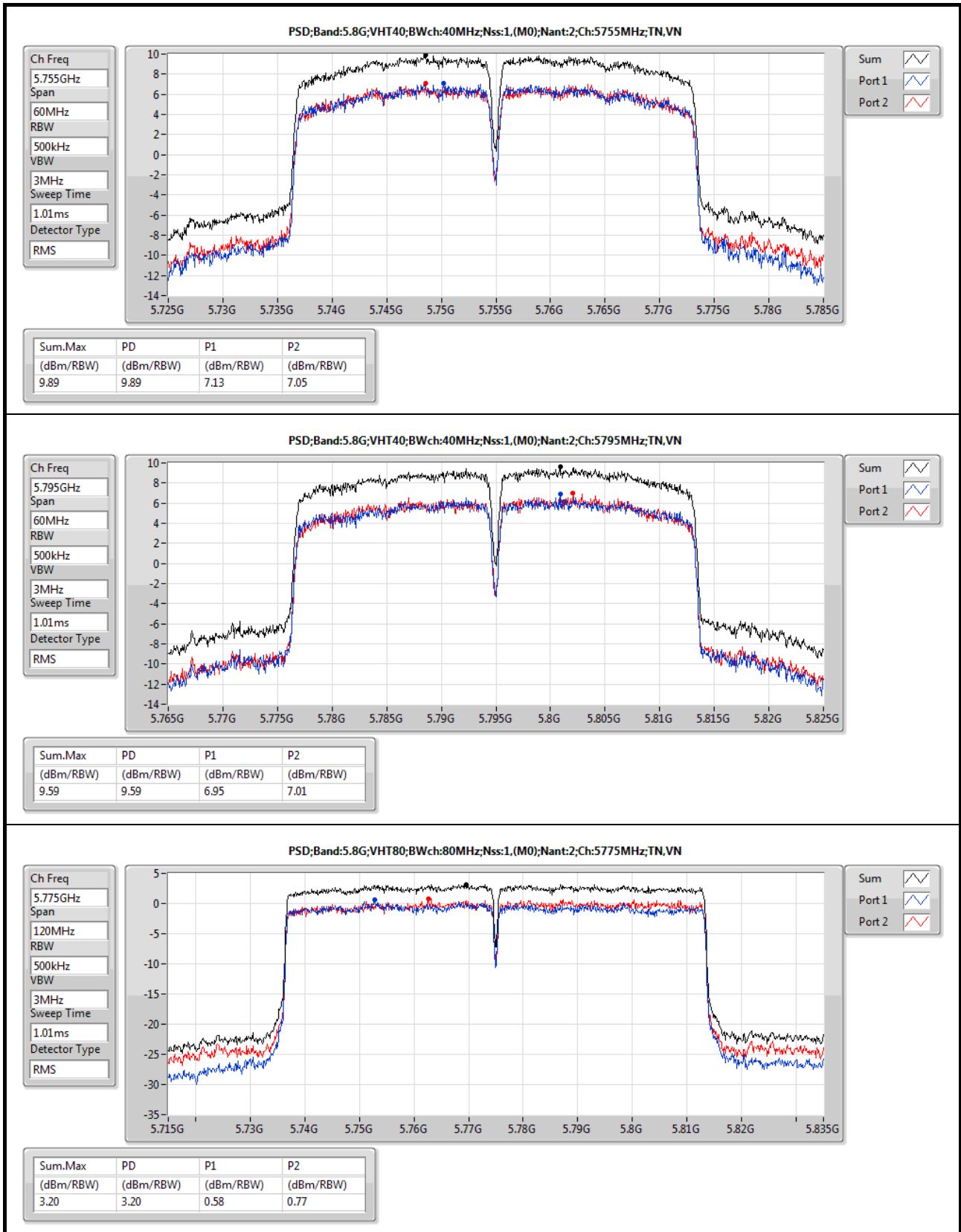


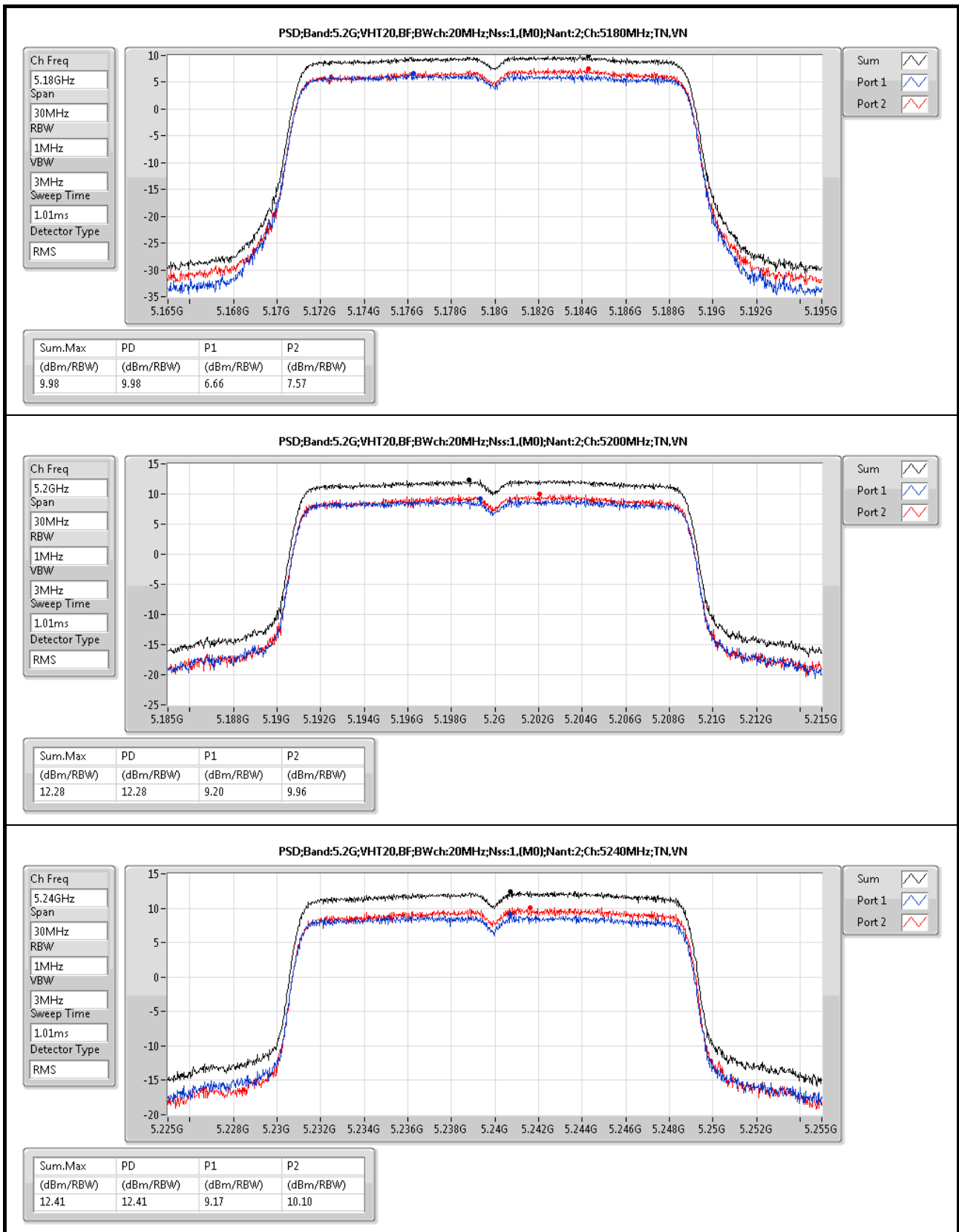


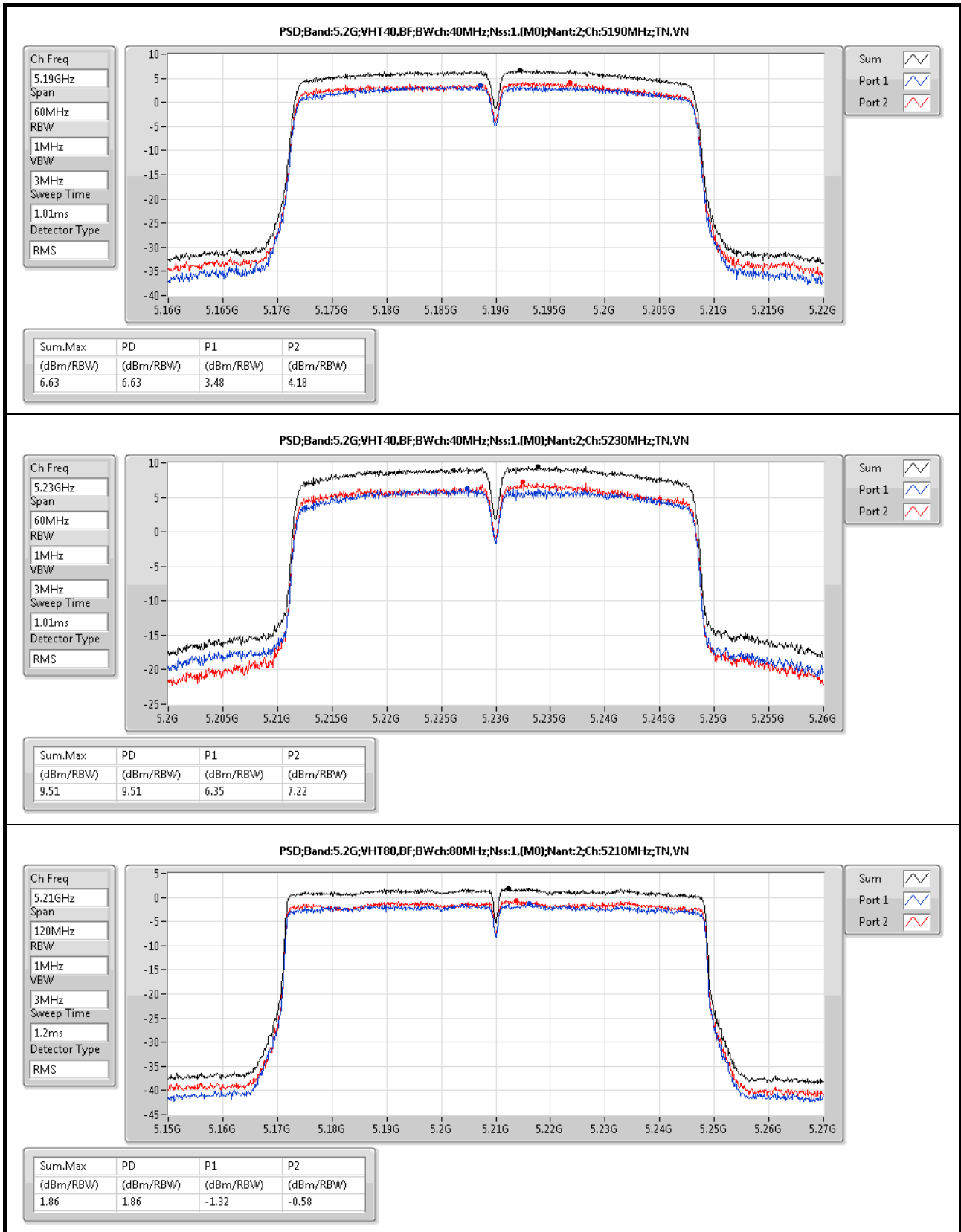


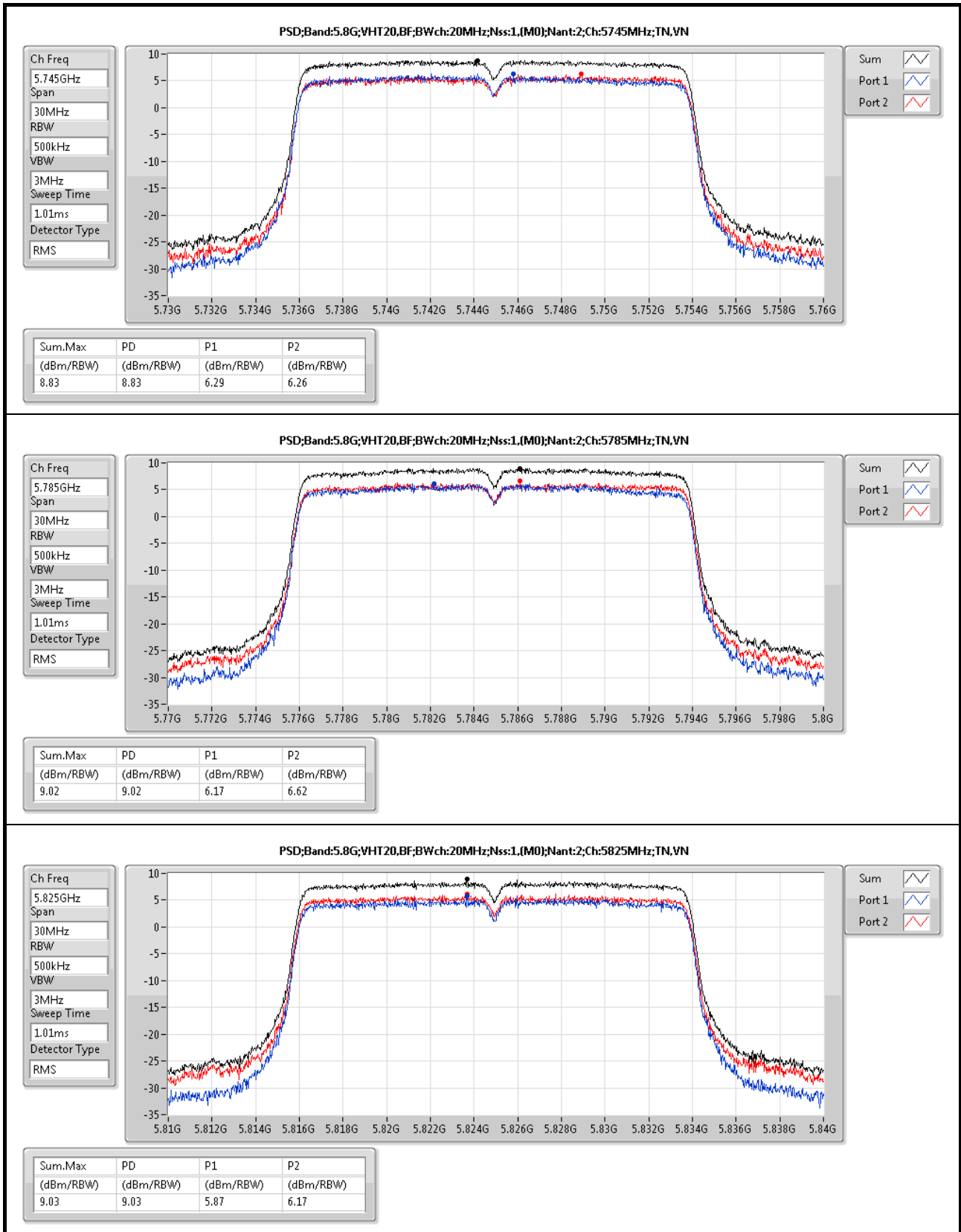


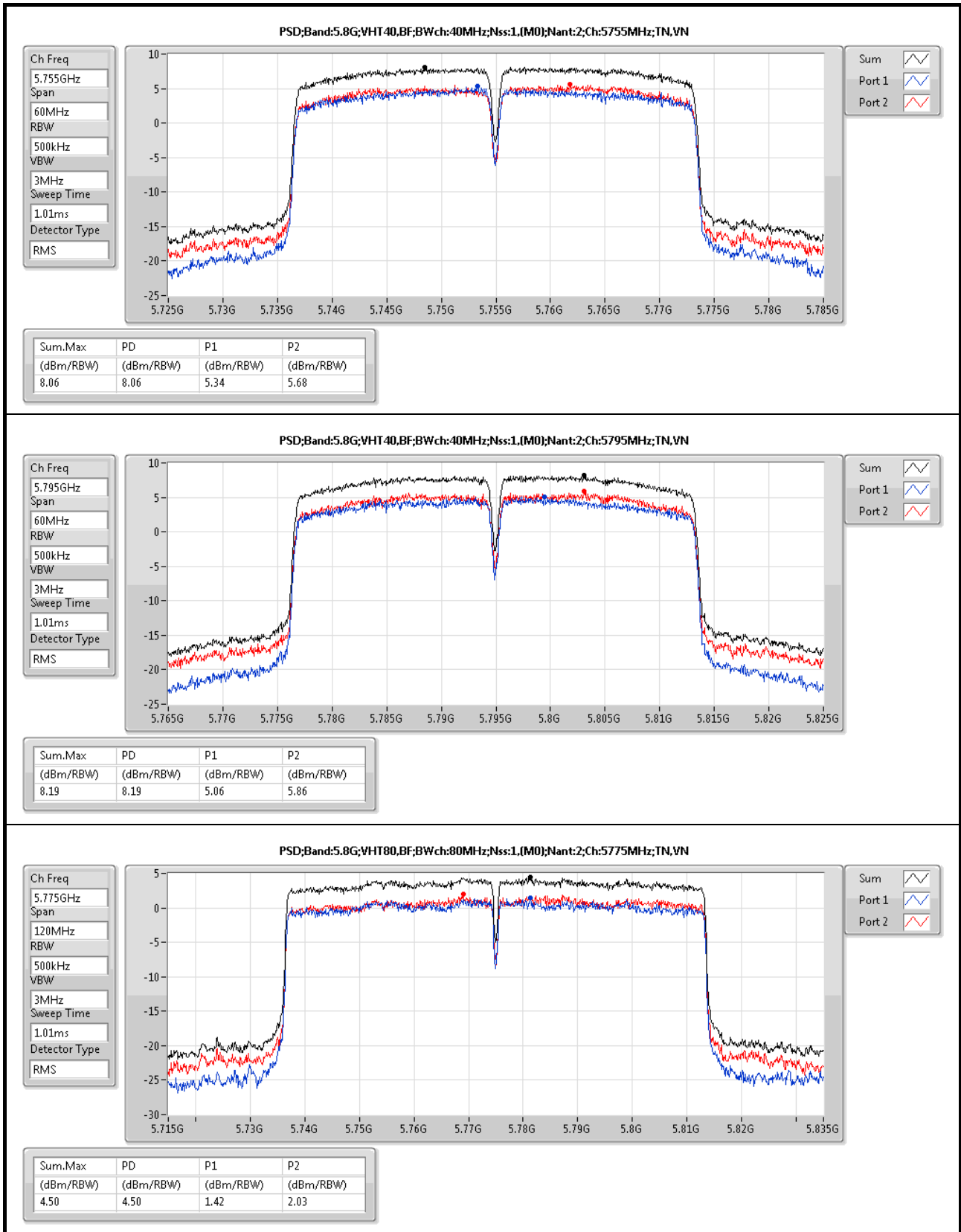


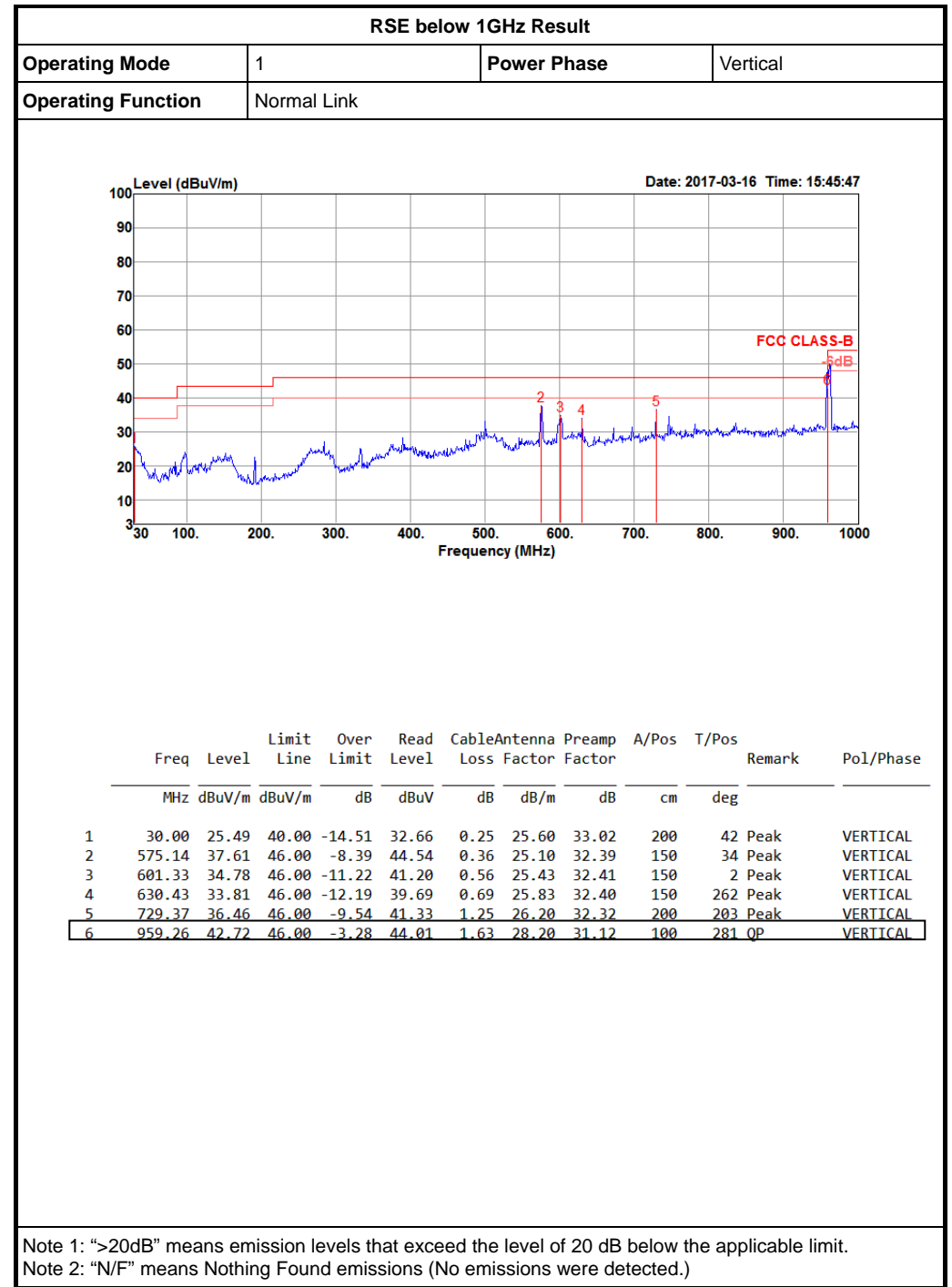
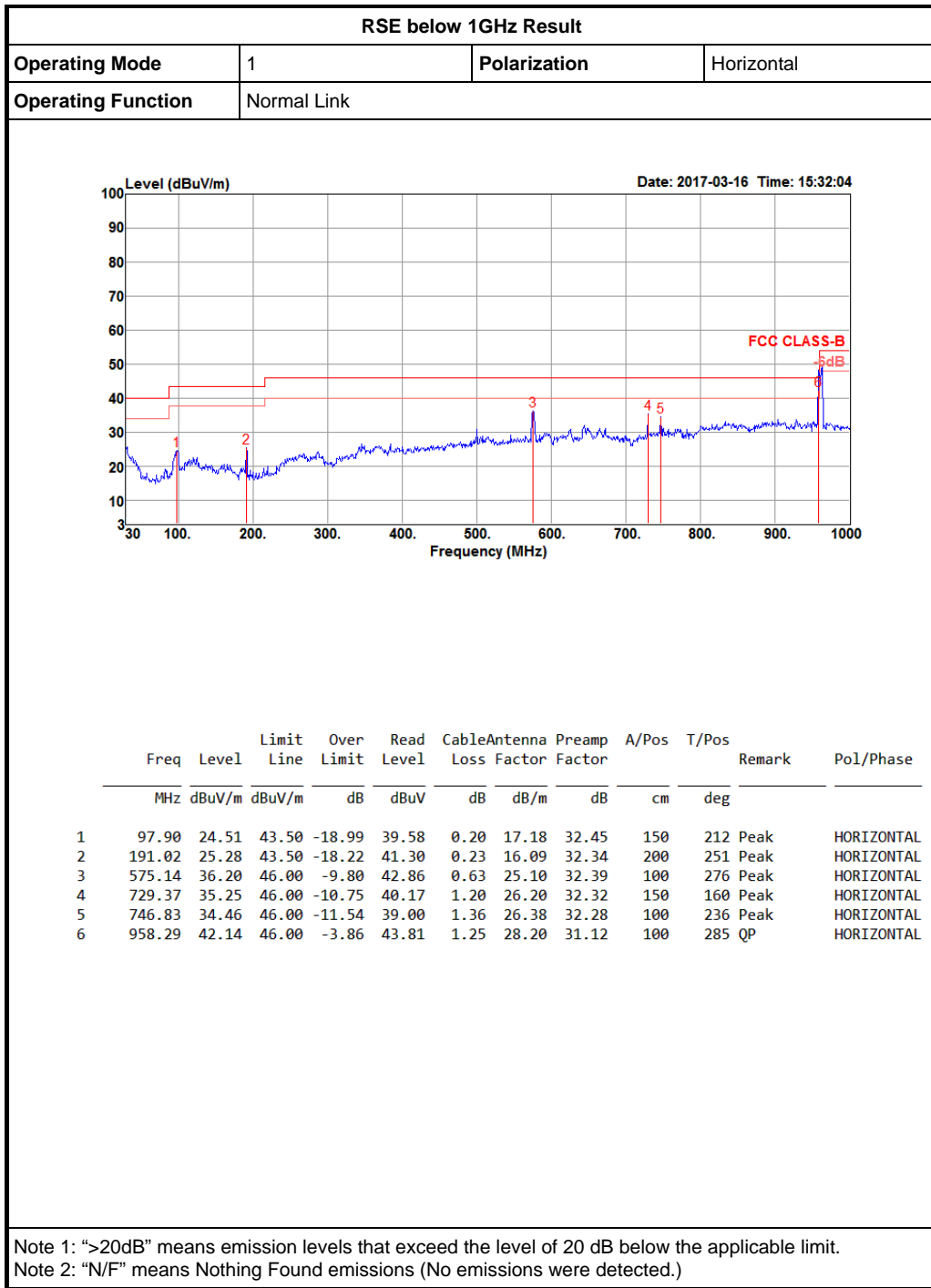


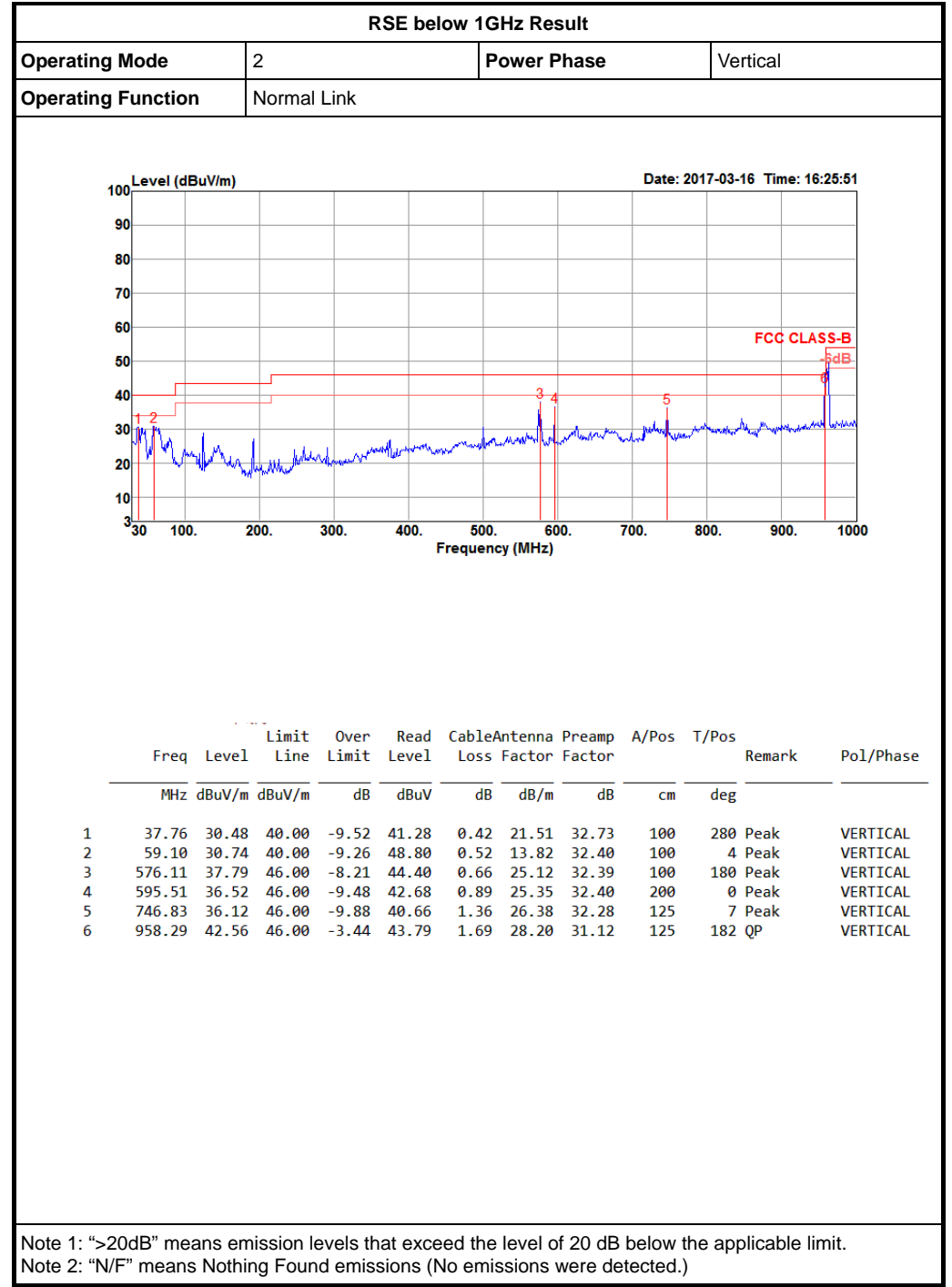
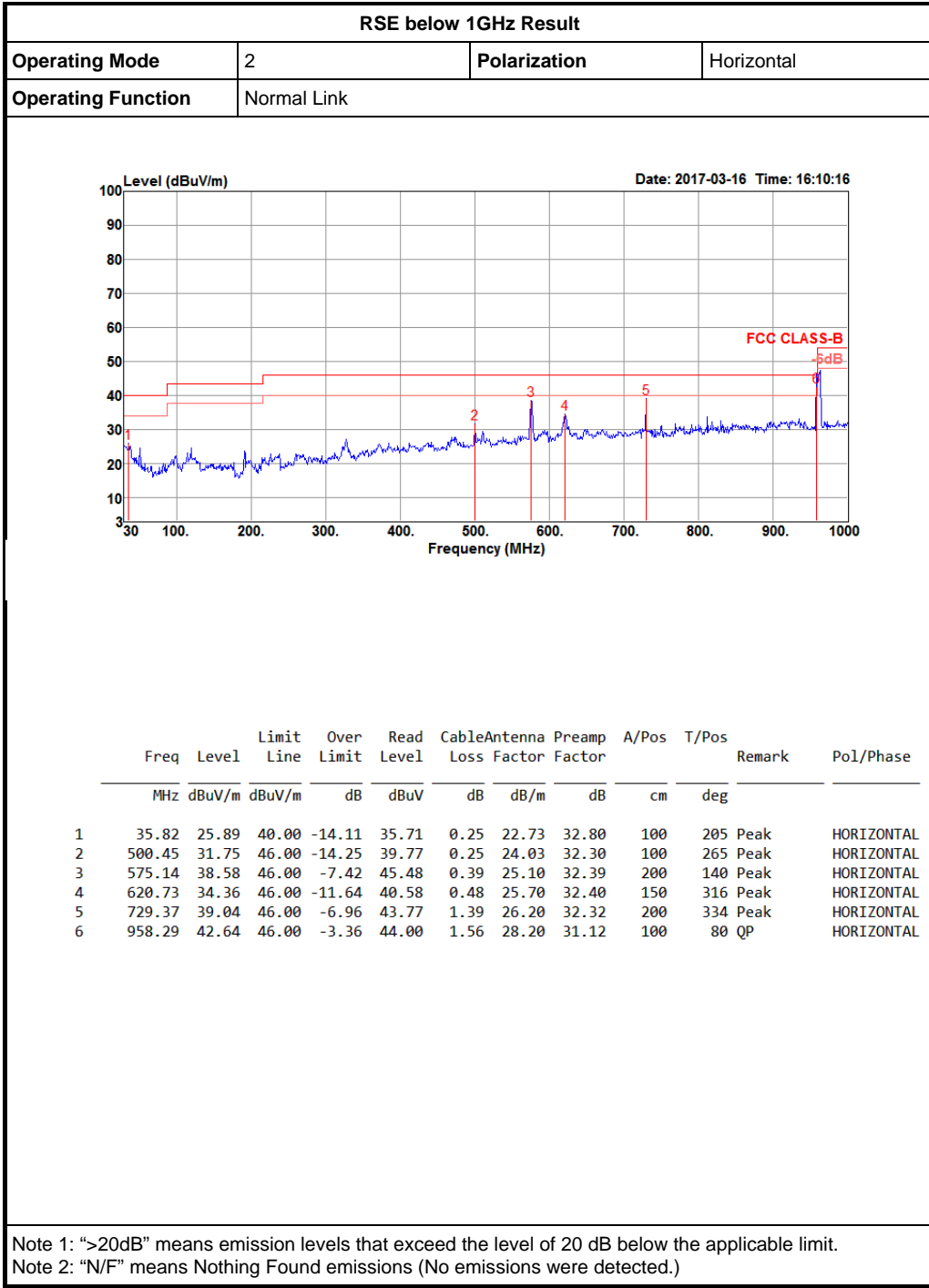


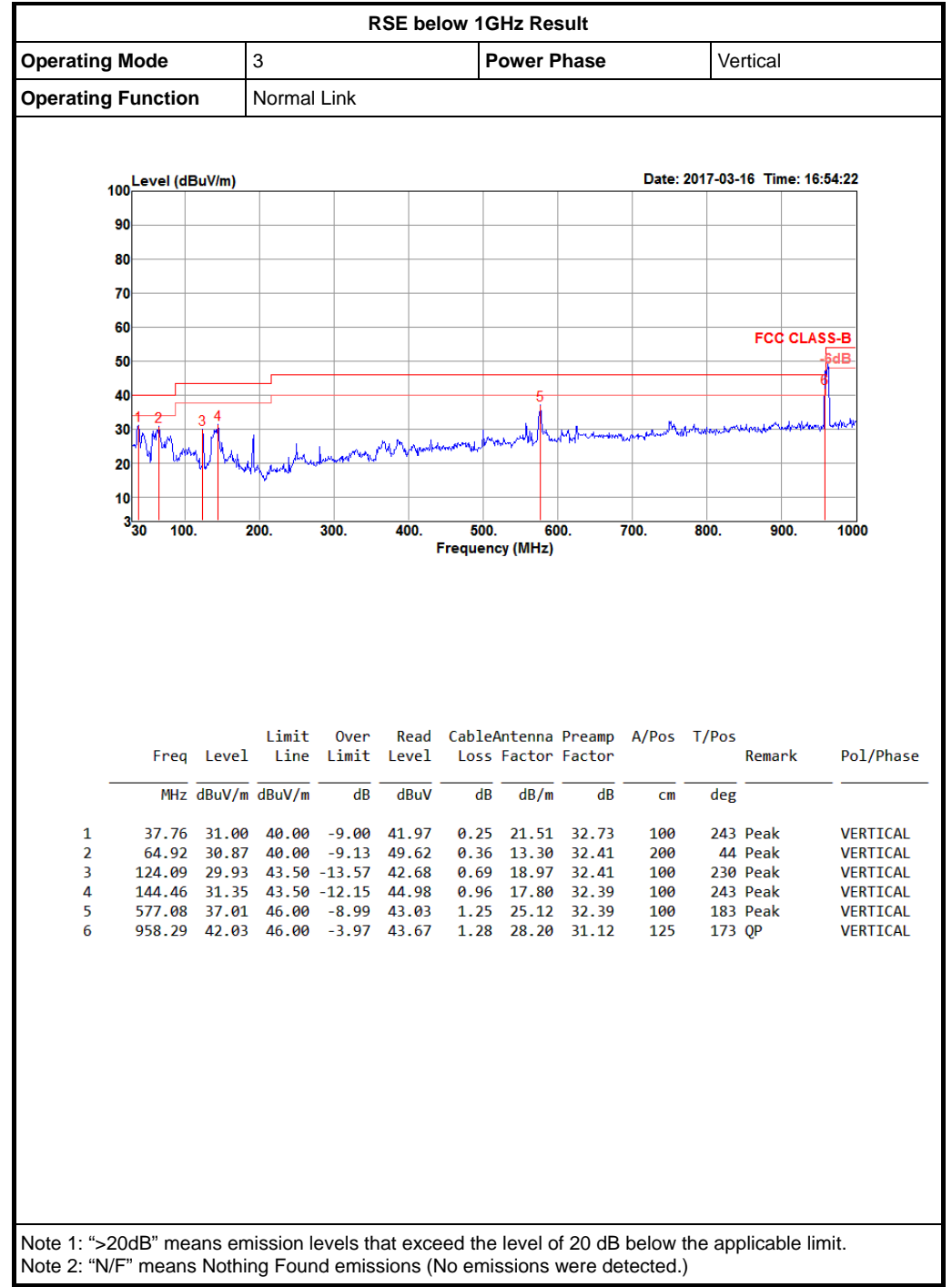
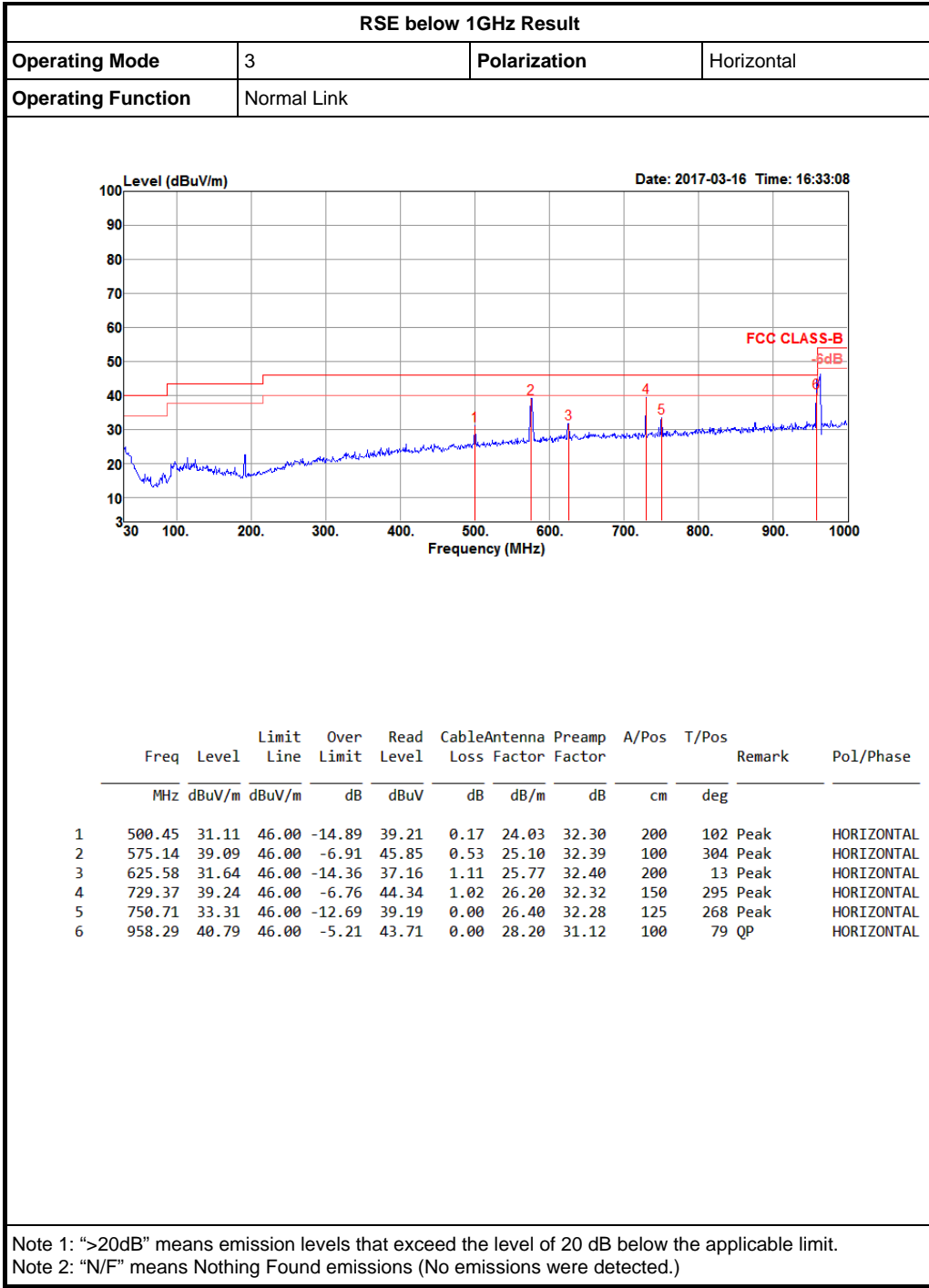














Summary

Mode	Result	Type	Freq (Hz)	Level (dBuV/m)	Limit (dBuV/m)	Margin (dB)	Factor (dB)	Dist (m)	Pol. (H/V)	Azimuth (°)	Height (m)	Comments
5.2G:VHT40,BF:Nss1,(M0):Ntx2:5190;TX	Pass	AV	5.1496G	53.96	54.00	-0.04	3.90	3	V	63	2.30	-
5.8G:11a:Nss1:Ntx2:5745;TX	Pass	AV	11.49004G	53.83	54.00	-0.17	11.78	3	H	38	1.89	-



Result

Mode	Result	Type	Freq (Hz)	Level (dBuV/m)	Limit (dBuV/m)	Margin (dB)	Factor (dB)	Dist (m)	Pol. (H/V)	Azimuth (°)	Height (m)	Comments
5.2G:11a:Nss1:Ntx2:5180:TX	Pass	AV	5.1498G	53.72	54.00	-0.28	3.90	3	H	181	2.24	-
5.2G:11a:Nss1:Ntx2:5180:TX	Pass	AV	5.1768G	105.10	Inf	-Inf	3.95	3	H	181	2.24	-
5.2G:11a:Nss1:Ntx2:5180:TX	Pass	AV	15.5368G	47.14	54.00	-6.86	13.59	3	H	257	1.57	-
5.2G:11a:Nss1:Ntx2:5180:TX	Pass	PK	5.1496G	71.26	74.00	-2.74	3.90	3	H	181	2.24	-
5.2G:11a:Nss1:Ntx2:5180:TX	Pass	PK	5.1766G	115.26	Inf	-Inf	3.95	3	H	181	2.24	-
5.2G:11a:Nss1:Ntx2:5180:TX	Pass	PK	15.54616G	59.99	74.00	-14.01	13.58	3	H	257	1.57	-
5.2G:11a:Nss1:Ntx2:5180:TX	Pass	AV	5.1498G	50.46	54.00	-3.54	3.90	3	V	360	2.14	-
5.2G:11a:Nss1:Ntx2:5180:TX	Pass	AV	5.184G	101.41	Inf	-Inf	3.97	3	V	360	2.14	-
5.2G:11a:Nss1:Ntx2:5180:TX	Pass	AV	15.53728G	47.54	54.00	-6.46	13.59	3	V	294	1.80	-
5.2G:11a:Nss1:Ntx2:5180:TX	Pass	PK	5.1488G	68.76	74.00	-5.24	3.90	3	V	360	2.14	-
5.2G:11a:Nss1:Ntx2:5180:TX	Pass	PK	5.1744G	111.38	Inf	-Inf	3.95	3	V	360	2.14	-
5.2G:11a:Nss1:Ntx2:5180:TX	Pass	PK	15.53632G	60.96	74.00	-13.04	13.59	3	V	294	1.80	-
5.2G:11a:Nss1:Ntx2:5200:TX	Pass	AV	5.1496G	53.95	54.00	-0.05	3.90	3	H	183	2.22	-
5.2G:11a:Nss1:Ntx2:5200:TX	Pass	AV	5.2012G	107.49	Inf	-Inf	4.00	3	H	183	2.22	-
5.2G:11a:Nss1:Ntx2:5200:TX	Pass	AV	15.60168G	49.65	54.00	-4.35	13.51	3	H	33	1.79	-
5.2G:11a:Nss1:Ntx2:5200:TX	Pass	PK	5.1468G	71.69	74.00	-2.31	3.89	3	H	183	2.22	-
5.2G:11a:Nss1:Ntx2:5200:TX	Pass	PK	5.1968G	119.75	Inf	-Inf	3.99	3	H	183	2.22	-
5.2G:11a:Nss1:Ntx2:5200:TX	Pass	PK	15.5948G	63.22	74.00	-10.78	13.52	3	H	33	1.79	-
5.2G:11a:Nss1:Ntx2:5200:TX	Pass	AV	5.1488G	53.53	54.00	-0.47	3.90	3	V	0	2.12	-
5.2G:11a:Nss1:Ntx2:5200:TX	Pass	AV	5.1988G	105.89	Inf	-Inf	4.00	3	V	0	2.12	-
5.2G:11a:Nss1:Ntx2:5200:TX	Pass	AV	15.5984G	50.07	54.00	-3.93	13.52	3	V	295	1.79	-
5.2G:11a:Nss1:Ntx2:5200:TX	Pass	PK	5.1492G	70.17	74.00	-3.83	3.90	3	V	0	2.12	-
5.2G:11a:Nss1:Ntx2:5200:TX	Pass	PK	5.204G	116.03	Inf	-Inf	4.01	3	V	0	2.12	-
5.2G:11a:Nss1:Ntx2:5200:TX	Pass	PK	15.59904G	63.42	74.00	-10.58	13.52	3	V	295	1.79	-
5.2G:11a:Nss1:Ntx2:5240:TX	Pass	AV	5.1404G	44.82	54.00	-9.18	3.88	3	H	183	2.20	-
5.2G:11a:Nss1:Ntx2:5240:TX	Pass	AV	5.237G	108.54	Inf	-Inf	4.08	3	H	183	2.20	-
5.2G:11a:Nss1:Ntx2:5240:TX	Pass	AV	5.387G	44.12	54.00	-9.88	4.38	3	H	183	2.20	-
5.2G:11a:Nss1:Ntx2:5240:TX	Pass	AV	15.71736G	48.50	54.00	-5.50	13.38	3	H	242	1.78	-
5.2G:11a:Nss1:Ntx2:5240:TX	Pass	PK	5.1362G	56.75	74.00	-17.25	3.87	3	H	183	2.20	-
5.2G:11a:Nss1:Ntx2:5240:TX	Pass	PK	5.237G	119.55	Inf	-Inf	4.08	3	H	183	2.20	-
5.2G:11a:Nss1:Ntx2:5240:TX	Pass	PK	5.3594G	56.11	74.00	-17.89	4.32	3	H	183	2.20	-
5.2G:11a:Nss1:Ntx2:5240:TX	Pass	PK	15.71904G	61.53	74.00	-12.47	13.38	3	H	242	1.78	-
5.2G:11a:Nss1:Ntx2:5240:TX	Pass	AV	5.1182G	44.35	54.00	-9.65	3.84	3	V	0	2.12	-
5.2G:11a:Nss1:Ntx2:5240:TX	Pass	AV	5.2388G	106.00	Inf	-Inf	4.08	3	V	0	2.12	-
5.2G:11a:Nss1:Ntx2:5240:TX	Pass	AV	5.3846G	44.05	54.00	-9.95	4.37	3	V	0	2.12	-
5.2G:11a:Nss1:Ntx2:5240:TX	Pass	AV	15.7176G	46.69	54.00	-7.31	13.38	3	V	279	1.49	-
5.2G:11a:Nss1:Ntx2:5240:TX	Pass	PK	5.1206G	56.29	74.00	-17.71	3.84	3	V	0	2.12	-
5.2G:11a:Nss1:Ntx2:5240:TX	Pass	PK	5.234G	116.20	Inf	-Inf	4.07	3	V	0	2.12	-
5.2G:11a:Nss1:Ntx2:5240:TX	Pass	PK	5.384G	56.52	74.00	-17.48	4.37	3	V	0	2.12	-
5.2G:11a:Nss1:Ntx2:5240:TX	Pass	PK	15.72304G	60.06	74.00	-13.94	13.37	3	V	279	1.49	-
5.8G:11a:Nss1:Ntx2:5745:TX	Pass	AV	5.746G	109.15	Inf	-Inf	5.39	3	H	196	2.35	-
5.8G:11a:Nss1:Ntx2:5745:TX	Pass	AV	11.49004G	53.83	54.00	-0.17	11.78	3	H	38	1.89	-
5.8G:11a:Nss1:Ntx2:5745:TX	Pass	PK	5.652G	61.72	69.68	-7.96	5.00	3	H	196	2.35	-
5.8G:11a:Nss1:Ntx2:5745:TX	Pass	PK	5.742G	119.67	Inf	-Inf	5.38	3	H	196	2.35	-
5.8G:11a:Nss1:Ntx2:5745:TX	Pass	PK	5.928G	58.63	68.20	-9.57	5.99	3	H	196	2.35	-
5.8G:11a:Nss1:Ntx2:5745:TX	Pass	PK	11.49156G	66.99	74.00	-7.01	11.78	3	H	38	1.89	-
5.8G:11a:Nss1:Ntx2:5745:TX	Pass	AV	5.744G	106.37	Inf	-Inf	5.38	3	V	41	2.43	-
5.8G:11a:Nss1:Ntx2:5745:TX	Pass	AV	11.492G	45.83	54.00	-8.17	11.78	3	V	327	1.69	-
5.8G:11a:Nss1:Ntx2:5745:TX	Pass	PK	5.65G	60.00	68.20	-8.20	4.99	3	V	41	2.43	-
5.8G:11a:Nss1:Ntx2:5745:TX	Pass	PK	5.739G	116.35	Inf	-Inf	5.36	3	V	41	2.43	-
5.8G:11a:Nss1:Ntx2:5745:TX	Pass	PK	5.937G	58.13	68.20	-10.07	6.02	3	V	41	2.43	-
5.8G:11a:Nss1:Ntx2:5745:TX	Pass	PK	11.487G	57.70	74.00	-16.30	11.78	3	V	327	1.69	-
5.8G:11a:Nss1:Ntx2:5785:TX	Pass	AV	5.786G	108.67	Inf	-Inf	5.56	3	H	202	2.35	-
5.8G:11a:Nss1:Ntx2:5785:TX	Pass	AV	11.57008G	53.73	54.00	-0.27	11.82	3	H	17	1.89	-
5.8G:11a:Nss1:Ntx2:5785:TX	Pass	PK	5.621G	57.83	68.20	-10.37	4.87	3	H	202	2.35	-
5.8G:11a:Nss1:Ntx2:5785:TX	Pass	PK	5.786G	118.22	Inf	-Inf	5.56	3	H	202	2.35	-
5.8G:11a:Nss1:Ntx2:5785:TX	Pass	PK	5.932G	58.10	68.20	-10.10	6.00	3	H	202	2.35	-
5.8G:11a:Nss1:Ntx2:5785:TX	Pass	PK	11.57048G	66.56	74.00	-7.44	11.82	3	H	17	1.89	-
5.8G:11a:Nss1:Ntx2:5785:TX	Pass	AV	5.786G	104.36	Inf	-Inf	5.56	3	V	4	2.87	-
5.8G:11a:Nss1:Ntx2:5785:TX	Pass	AV	11.57008G	46.17	54.00	-7.83	11.82	3	V	0	1.89	-
5.8G:11a:Nss1:Ntx2:5785:TX	Pass	PK	5.571G	58.04	68.20	-10.16	4.70	3	V	4	2.87	-



RSE above 1GHz Result

Mode	Result	Type	Freq (Hz)	Level (dBuV/m)	Limit (dBuV/m)	Margin (dB)	Factor (dB)	Dist (m)	Pol. (H/V)	Azimuth (°)	Height (m)	Comments
5.8G:11a:Nss1:Ntx2:5785;TX	Pass	PK	5.782G	114.63	Inf	-Inf	5.54	3	V	4	2.87	-
5.8G:11a:Nss1:Ntx2:5785;TX	Pass	PK	5.958G	58.40	68.20	-9.80	6.08	3	V	4	2.87	-
5.8G:11a:Nss1:Ntx2:5785;TX	Pass	PK	11.57072G	59.81	74.00	-14.19	11.82	3	V	0	1.89	-
5.8G:11a:Nss1:Ntx2:5825;TX	Pass	AV	5.822G	108.73	Inf	-Inf	5.68	3	H	194	2.31	-
5.8G:11a:Nss1:Ntx2:5825;TX	Pass	AV	11.64976G	53.82	54.00	-0.18	11.86	3	H	15	1.86	-
5.8G:11a:Nss1:Ntx2:5825;TX	Pass	PK	5.61G	57.77	68.20	-10.43	4.82	3	H	194	2.31	-
5.8G:11a:Nss1:Ntx2:5825;TX	Pass	PK	5.822G	118.95	Inf	-Inf	5.68	3	H	194	2.31	-
5.8G:11a:Nss1:Ntx2:5825;TX	Pass	PK	5.928G	58.91	68.20	-9.29	5.99	3	H	194	2.31	-
5.8G:11a:Nss1:Ntx2:5825;TX	Pass	PK	11.65032G	67.15	74.00	-6.85	11.86	3	H	15	1.86	-
5.8G:11a:Nss1:Ntx2:5825;TX	Pass	AV	5.82G	105.90	Inf	-Inf	5.68	3	V	43	2.17	-
5.8G:11a:Nss1:Ntx2:5825;TX	Pass	AV	11.6512G	47.36	54.00	-6.64	11.87	3	V	0	1.86	-
5.8G:11a:Nss1:Ntx2:5825;TX	Pass	PK	5.626G	58.16	68.20	-10.04	4.89	3	V	43	2.17	-
5.8G:11a:Nss1:Ntx2:5825;TX	Pass	PK	5.819G	116.39	Inf	-Inf	5.68	3	V	43	2.17	-
5.8G:11a:Nss1:Ntx2:5825;TX	Pass	PK	5.943G	58.66	68.20	-9.54	6.03	3	V	43	2.17	-
5.8G:11a:Nss1:Ntx2:5825;TX	Pass	PK	11.65048G	60.36	74.00	-13.64	11.86	3	V	0	1.86	-
5.2G:VHT20:Nss1,(M0):Ntx2:5180;TX	Pass	AV	5.1488G	53.44	54.00	-0.56	3.90	3	H	172	2.37	-
5.2G:VHT20:Nss1,(M0):Ntx2:5180;TX	Pass	AV	5.1856G	105.17	Inf	-Inf	3.97	3	H	172	2.37	-
5.2G:VHT20:Nss1,(M0):Ntx2:5180;TX	Pass	AV	15.53532G	46.83	54.00	-7.17	13.59	3	H	255	2.10	-
5.2G:VHT20:Nss1,(M0):Ntx2:5180;TX	Pass	PK	5.144G	72.60	74.00	-1.40	3.89	3	H	172	2.37	-
5.2G:VHT20:Nss1,(M0):Ntx2:5180;TX	Pass	PK	5.184G	116.21	Inf	-Inf	3.97	3	H	172	2.37	-
5.2G:VHT20:Nss1,(M0):Ntx2:5180;TX	Pass	PK	15.547G	60.17	74.00	-13.83	13.58	3	H	255	2.10	-
5.2G:VHT20:Nss1,(M0):Ntx2:5180;TX	Pass	AV	5.1484G	53.42	54.00	-0.58	3.90	3	V	49	1.00	-
5.2G:VHT20:Nss1,(M0):Ntx2:5180;TX	Pass	AV	5.1856G	104.16	Inf	-Inf	3.97	3	V	49	1.00	-
5.2G:VHT20:Nss1,(M0):Ntx2:5180;TX	Pass	AV	15.54708G	46.63	54.00	-7.37	13.58	3	V	239	1.69	-
5.2G:VHT20:Nss1,(M0):Ntx2:5180;TX	Pass	PK	5.144G	70.87	74.00	-3.13	3.89	3	V	49	1.00	-
5.2G:VHT20:Nss1,(M0):Ntx2:5180;TX	Pass	PK	5.1852G	114.51	Inf	-Inf	3.97	3	V	49	1.00	-
5.2G:VHT20:Nss1,(M0):Ntx2:5180;TX	Pass	PK	15.53688G	59.98	74.00	-14.02	13.59	3	V	239	1.69	-
5.2G:VHT20:Nss1,(M0):Ntx2:5200;TX	Pass	AV	5.1452G	52.43	54.00	-1.57	3.89	3	H	181	2.22	-
5.2G:VHT20:Nss1,(M0):Ntx2:5200;TX	Pass	AV	5.2028G	108.11	Inf	-Inf	4.01	3	H	181	2.22	-
5.2G:VHT20:Nss1,(M0):Ntx2:5200;TX	Pass	AV	15.5956G	50.42	54.00	-3.58	13.52	3	H	241	1.79	-
5.2G:VHT20:Nss1,(M0):Ntx2:5200;TX	Pass	PK	5.1464G	71.12	74.00	-2.88	3.89	3	H	181	2.22	-
5.2G:VHT20:Nss1,(M0):Ntx2:5200;TX	Pass	PK	5.2016G	119.32	Inf	-Inf	4.00	3	H	181	2.22	-
5.2G:VHT20:Nss1,(M0):Ntx2:5200;TX	Pass	PK	15.59552G	64.95	74.00	-9.05	13.52	3	H	241	1.79	-
5.2G:VHT20:Nss1,(M0):Ntx2:5200;TX	Pass	AV	5.1448G	50.65	54.00	-3.35	3.89	3	V	49	2.27	-
5.2G:VHT20:Nss1,(M0):Ntx2:5200;TX	Pass	AV	5.2028G	106.67	Inf	-Inf	4.01	3	V	49	2.27	-
5.2G:VHT20:Nss1,(M0):Ntx2:5200;TX	Pass	AV	15.59792G	50.39	54.00	-3.61	13.52	3	V	291	1.81	-
5.2G:VHT20:Nss1,(M0):Ntx2:5200;TX	Pass	PK	5.1428G	68.82	74.00	-5.18	3.89	3	V	49	2.27	-
5.2G:VHT20:Nss1,(M0):Ntx2:5200;TX	Pass	PK	5.202G	117.53	Inf	-Inf	4.00	3	V	49	2.27	-
5.2G:VHT20:Nss1,(M0):Ntx2:5200;TX	Pass	PK	15.60652G	65.09	74.00	-8.91	13.51	3	V	291	1.81	-
5.2G:VHT20:Nss1,(M0):Ntx2:5240;TX	Pass	AV	5.1356G	44.83	54.00	-9.17	3.87	3	H	174	2.37	-
5.2G:VHT20:Nss1,(M0):Ntx2:5240;TX	Pass	AV	5.2454G	107.90	Inf	-Inf	4.10	3	H	174	2.37	-
5.2G:VHT20:Nss1,(M0):Ntx2:5240;TX	Pass	AV	5.3894G	44.20	54.00	-9.80	4.38	3	H	174	2.37	-
5.2G:VHT20:Nss1,(M0):Ntx2:5240;TX	Pass	AV	15.71612G	48.37	54.00	-5.63	13.38	3	H	241	1.68	-
5.2G:VHT20:Nss1,(M0):Ntx2:5240;TX	Pass	PK	5.141G	58.58	74.00	-15.42	3.88	3	H	174	2.37	-
5.2G:VHT20:Nss1,(M0):Ntx2:5240;TX	Pass	PK	5.246G	118.96	Inf	-Inf	4.10	3	H	174	2.37	-
5.2G:VHT20:Nss1,(M0):Ntx2:5240;TX	Pass	PK	5.3882G	56.99	74.00	-17.01	4.38	3	H	174	2.37	-
5.2G:VHT20:Nss1,(M0):Ntx2:5240;TX	Pass	PK	15.7184G	62.83	74.00	-11.17	13.38	3	H	241	1.68	-
5.2G:VHT20:Nss1,(M0):Ntx2:5240;TX	Pass	AV	5.1356G	44.22	54.00	-9.78	3.87	3	V	337	2.25	-
5.2G:VHT20:Nss1,(M0):Ntx2:5240;TX	Pass	AV	5.2376G	106.61	Inf	-Inf	4.08	3	V	337	2.25	-
5.2G:VHT20:Nss1,(M0):Ntx2:5240;TX	Pass	AV	5.3888G	43.97	54.00	-10.03	4.38	3	V	337	2.25	-
5.2G:VHT20:Nss1,(M0):Ntx2:5240;TX	Pass	AV	15.7178G	47.28	54.00	-6.72	13.38	3	V	349	1.78	-
5.2G:VHT20:Nss1,(M0):Ntx2:5240;TX	Pass	PK	5.093G	56.94	74.00	-17.06	3.78	3	V	337	2.25	-
5.2G:VHT20:Nss1,(M0):Ntx2:5240;TX	Pass	PK	5.237G	116.95	Inf	-Inf	4.08	3	V	337	2.25	-
5.2G:VHT20:Nss1,(M0):Ntx2:5240;TX	Pass	PK	5.3816G	57.25	74.00	-16.75	4.37	3	V	337	2.25	-
5.2G:VHT20:Nss1,(M0):Ntx2:5240;TX	Pass	PK	15.72604G	60.67	74.00	-13.33	13.37	3	V	349	1.78	-
5.8G:VHT20:Nss1,(M0):Ntx2:5745;TX	Pass	AV	5.7498G	108.21	Inf	-Inf	5.41	3	H	183	2.18	-
5.8G:VHT20:Nss1,(M0):Ntx2:5745;TX	Pass	AV	11.4896G	52.50	54.00	-1.50	11.78	3	H	8	1.60	-
5.8G:VHT20:Nss1,(M0):Ntx2:5745;TX	Pass	PK	5.6502G	59.24	68.35	-9.10	4.99	3	H	183	2.18	-
5.8G:VHT20:Nss1,(M0):Ntx2:5745;TX	Pass	PK	5.7498G	118.94	Inf	-Inf	5.41	3	H	183	2.18	-
5.8G:VHT20:Nss1,(M0):Ntx2:5745;TX	Pass	PK	5.9598G	58.38	68.20	-9.82	6.08	3	H	183	2.18	-
5.8G:VHT20:Nss1,(M0):Ntx2:5745;TX	Pass	PK	11.4924G	66.37	74.00	-7.63	11.78	3	H	8	1.60	-
5.8G:VHT20:Nss1,(M0):Ntx2:5745;TX	Pass	AV	5.742G	106.71	Inf	-Inf	5.38	3	V	33	2.44	-



RSE above 1GHz Result

Mode	Result	Type	Freq (Hz)	Level (dBuV/m)	Limit (dBuV/m)	Margin (dB)	Factor (dB)	Dist (m)	Pol. (H/V)	Azimuth (°)	Height (m)	Comments
5.8G-VHT20:Nss1,(MO):Ntx2:5745:TX	Pass	AV	11.48944G	47.66	54.00	-6.34	11.78	3	V	326	2.73	-
5.8G-VHT20:Nss1,(MO):Ntx2:5745:TX	Pass	PK	5.643G	60.81	68.20	-7.39	4.96	3	V	33	2.44	-
5.8G-VHT20:Nss1,(MO):Ntx2:5745:TX	Pass	PK	5.743G	117.21	Inf	-Inf	5.38	3	V	33	2.44	-
5.8G-VHT20:Nss1,(MO):Ntx2:5745:TX	Pass	PK	5.974G	58.59	68.20	-9.61	6.12	3	V	33	2.44	-
5.8G-VHT20:Nss1,(MO):Ntx2:5745:TX	Pass	PK	11.48624G	61.33	74.00	-12.67	11.78	3	V	326	2.73	-
5.8G-VHT20:Nss1,(MO):Ntx2:5785:TX	Pass	AV	5.79G	109.31	Inf	-Inf	5.58	3	H	188	2.40	-
5.8G-VHT20:Nss1,(MO):Ntx2:5785:TX	Pass	AV	11.56964G	53.62	54.00	-0.38	11.82	3	H	43	1.88	-
5.8G-VHT20:Nss1,(MO):Ntx2:5785:TX	Pass	PK	5.585G	58.43	68.20	-9.77	4.74	3	H	188	2.40	-
5.8G-VHT20:Nss1,(MO):Ntx2:5785:TX	Pass	PK	5.791G	119.62	Inf	-Inf	5.58	3	H	188	2.40	-
5.8G-VHT20:Nss1,(MO):Ntx2:5785:TX	Pass	PK	5.942G	58.92	68.20	-9.28	6.03	3	H	188	2.40	-
5.8G-VHT20:Nss1,(MO):Ntx2:5785:TX	Pass	PK	11.57252G	67.29	74.00	-6.71	11.82	3	H	43	1.88	-
5.8G-VHT20:Nss1,(MO):Ntx2:5785:TX	Pass	AV	5.782G	106.18	Inf	-Inf	5.54	3	V	29	2.35	-
5.8G-VHT20:Nss1,(MO):Ntx2:5785:TX	Pass	AV	11.56944G	48.81	54.00	-5.19	11.82	3	V	272	2.96	-
5.8G-VHT20:Nss1,(MO):Ntx2:5785:TX	Pass	PK	5.635G	57.92	68.20	-10.28	4.93	3	V	29	2.35	-
5.8G-VHT20:Nss1,(MO):Ntx2:5785:TX	Pass	PK	5.782G	116.23	Inf	-Inf	5.54	3	V	29	2.35	-
5.8G-VHT20:Nss1,(MO):Ntx2:5785:TX	Pass	PK	5.978G	58.94	68.20	-9.26	6.14	3	V	29	2.35	-
5.8G-VHT20:Nss1,(MO):Ntx2:5785:TX	Pass	PK	11.57232G	62.58	74.00	-11.42	11.82	3	V	272	2.96	-
5.8G-VHT20:Nss1,(MO):Ntx2:5825:TX	Pass	AV	5.83G	109.06	Inf	-Inf	5.71	3	H	188	2.28	-
5.8G-VHT20:Nss1,(MO):Ntx2:5825:TX	Pass	AV	11.64936G	53.30	54.00	-0.70	11.86	3	H	17	1.86	-
5.8G-VHT20:Nss1,(MO):Ntx2:5825:TX	Pass	PK	5.6G	58.10	68.20	-10.10	4.78	3	H	188	2.28	-
5.8G-VHT20:Nss1,(MO):Ntx2:5825:TX	Pass	PK	5.832G	119.61	Inf	-Inf	5.71	3	H	188	2.28	-
5.8G-VHT20:Nss1,(MO):Ntx2:5825:TX	Pass	PK	5.933G	60.54	68.20	-7.66	6.01	3	H	188	2.28	-
5.8G-VHT20:Nss1,(MO):Ntx2:5825:TX	Pass	PK	11.65252G	67.14	74.00	-6.86	11.87	3	H	17	1.86	-
5.8G-VHT20:Nss1,(MO):Ntx2:5825:TX	Pass	AV	5.822G	105.96	Inf	-Inf	5.68	3	V	30	2.40	-
5.8G-VHT20:Nss1,(MO):Ntx2:5825:TX	Pass	AV	11.65336G	45.06	54.00	-8.94	11.87	3	V	0	1.86	-
5.8G-VHT20:Nss1,(MO):Ntx2:5825:TX	Pass	PK	5.627G	57.88	68.20	-10.32	4.89	3	V	30	2.40	-
5.8G-VHT20:Nss1,(MO):Ntx2:5825:TX	Pass	PK	5.822G	116.32	Inf	-Inf	5.68	3	V	30	2.40	-
5.8G-VHT20:Nss1,(MO):Ntx2:5825:TX	Pass	PK	5.925G	61.56	68.20	-6.64	5.98	3	V	30	2.40	-
5.8G-VHT20:Nss1,(MO):Ntx2:5825:TX	Pass	PK	11.65332G	58.41	74.00	-15.59	11.87	3	V	0	1.86	-
5.2G-VHT40:Nss1,(MO):Ntx2:5190:TX	Pass	AV	5.1496G	52.34	54.00	-1.66	3.90	3	H	170	2.21	-
5.2G-VHT40:Nss1,(MO):Ntx2:5190:TX	Pass	AV	5.1952G	100.32	Inf	-Inf	3.99	3	H	170	2.21	-
5.2G-VHT40:Nss1,(MO):Ntx2:5190:TX	Pass	AV	15.5568G	46.11	54.00	-7.89	13.56	3	H	114	1.58	-
5.2G-VHT40:Nss1,(MO):Ntx2:5190:TX	Pass	PK	5.1348G	66.01	74.00	-7.99	3.87	3	H	170	2.21	-
5.2G-VHT40:Nss1,(MO):Ntx2:5190:TX	Pass	PK	5.194G	109.67	Inf	-Inf	3.99	3	H	170	2.21	-
5.2G-VHT40:Nss1,(MO):Ntx2:5190:TX	Pass	PK	15.58368G	59.31	74.00	-14.69	13.53	3	H	114	1.58	-
5.2G-VHT40:Nss1,(MO):Ntx2:5190:TX	Pass	AV	5.1496G	52.41	54.00	-1.59	3.90	3	V	48	1.00	-
5.2G-VHT40:Nss1,(MO):Ntx2:5190:TX	Pass	AV	5.1956G	99.04	Inf	-Inf	3.99	3	V	48	1.00	-
5.2G-VHT40:Nss1,(MO):Ntx2:5190:TX	Pass	AV	15.56656G	46.34	54.00	-7.66	13.55	3	V	113	1.00	-
5.2G-VHT40:Nss1,(MO):Ntx2:5190:TX	Pass	PK	5.1344G	65.28	74.00	-8.72	3.87	3	V	48	1.00	-
5.2G-VHT40:Nss1,(MO):Ntx2:5190:TX	Pass	PK	5.1964G	108.43	Inf	-Inf	3.99	3	V	48	1.00	-
5.2G-VHT40:Nss1,(MO):Ntx2:5190:TX	Pass	PK	15.55464G	59.70	74.00	-14.30	13.57	3	V	113	1.00	-
5.2G-VHT40:Nss1,(MO):Ntx2:5230:TX	Pass	AV	5.1496G	53.50	54.00	-0.50	3.90	3	H	178	2.36	-
5.2G-VHT40:Nss1,(MO):Ntx2:5230:TX	Pass	AV	5.2356G	105.22	Inf	-Inf	4.07	3	H	178	2.36	-
5.2G-VHT40:Nss1,(MO):Ntx2:5230:TX	Pass	AV	15.68512G	47.16	54.00	-6.84	13.42	3	H	55	2.08	-
5.2G-VHT40:Nss1,(MO):Ntx2:5230:TX	Pass	PK	5.1488G	65.91	74.00	-8.09	3.90	3	H	178	2.36	-
5.2G-VHT40:Nss1,(MO):Ntx2:5230:TX	Pass	PK	5.236G	114.23	Inf	-Inf	4.08	3	H	178	2.36	-
5.2G-VHT40:Nss1,(MO):Ntx2:5230:TX	Pass	PK	15.6788G	60.00	74.00	-14.00	13.42	3	H	55	2.08	-
5.2G-VHT40:Nss1,(MO):Ntx2:5230:TX	Pass	AV	5.1492G	52.79	54.00	-1.21	3.90	3	V	50	2.36	-
5.2G-VHT40:Nss1,(MO):Ntx2:5230:TX	Pass	AV	5.2344G	102.83	Inf	-Inf	4.07	3	V	50	2.36	-
5.2G-VHT40:Nss1,(MO):Ntx2:5230:TX	Pass	AV	15.6812G	45.97	54.00	-8.03	13.42	3	V	0	0.00	-
5.2G-VHT40:Nss1,(MO):Ntx2:5230:TX	Pass	PK	5.1488G	65.64	74.00	-8.36	3.90	3	V	50	2.36	-
5.2G-VHT40:Nss1,(MO):Ntx2:5230:TX	Pass	PK	5.2336G	112.84	Inf	-Inf	4.07	3	V	50	2.36	-
5.2G-VHT40:Nss1,(MO):Ntx2:5230:TX	Pass	PK	15.70776G	58.77	74.00	-15.23	13.39	3	V	0	0.00	-
5.8G-VHT40:Nss1,(MO):Ntx2:5755:TX	Pass	AV	5.76G	106.71	Inf	-Inf	5.45	3	H	188	2.31	-
5.8G-VHT40:Nss1,(MO):Ntx2:5755:TX	Pass	AV	11.51008G	50.91	54.00	-3.09	11.79	3	H	10	2.41	-
5.8G-VHT40:Nss1,(MO):Ntx2:5755:TX	Pass	PK	5.642G	67.36	68.20	-0.84	4.96	3	H	188	2.31	-
5.8G-VHT40:Nss1,(MO):Ntx2:5755:TX	Pass	PK	5.759G	116.91	Inf	-Inf	5.45	3	H	188	2.31	-
5.8G-VHT40:Nss1,(MO):Ntx2:5755:TX	Pass	PK	5.925G	61.18	68.20	-7.02	5.98	3	H	188	2.31	-
5.8G-VHT40:Nss1,(MO):Ntx2:5755:TX	Pass	PK	11.50888G	64.13	74.00	-9.87	11.79	3	H	10	2.41	-
5.8G-VHT40:Nss1,(MO):Ntx2:5755:TX	Pass	AV	5.759G	103.64	Inf	-Inf	5.45	3	V	60	2.45	-
5.8G-VHT40:Nss1,(MO):Ntx2:5755:TX	Pass	AV	11.50944G	47.11	54.00	-6.89	11.79	3	V	305	2.41	-
5.8G-VHT40:Nss1,(MO):Ntx2:5755:TX	Pass	PK	5.639G	65.26	68.20	-2.94	4.94	3	V	60	2.45	-



RSE above 1GHz Result

Mode	Result	Type	Freq (Hz)	Level (dBuV/m)	Limit (dBuV/m)	Margin (dB)	Factor (dB)	Dist (m)	Pol. (H/V)	Azimuth (°)	Height (m)	Comments
5.8G:VHT40:Nss1,(M0):Ntx2:5755:TX	Pass	PK	5.762G	114.18	Inf	-Inf	5.46	3	V	60	2.45	-
5.8G:VHT40:Nss1,(M0):Ntx2:5755:TX	Pass	PK	5.928G	59.78	68.20	-8.42	5.99	3	V	60	2.45	-
5.8G:VHT40:Nss1,(M0):Ntx2:5755:TX	Pass	PK	11.51008G	58.82	74.00	-15.18	11.79	3	V	305	2.41	-
5.8G:VHT40:Nss1,(M0):Ntx2:5795:TX	Pass	AV	5.798G	106.17	Inf	-Inf	5.61	3	H	190	2.28	-
5.8G:VHT40:Nss1,(M0):Ntx2:5795:TX	Pass	AV	11.58984G	53.12	54.00	-0.88	11.83	3	H	21	1.90	-
5.8G:VHT40:Nss1,(M0):Ntx2:5795:TX	Pass	PK	5.637G	61.34	68.20	-6.86	4.94	3	H	190	2.28	-
5.8G:VHT40:Nss1,(M0):Ntx2:5795:TX	Pass	PK	5.798G	116.52	Inf	-Inf	5.61	3	H	190	2.28	-
5.8G:VHT40:Nss1,(M0):Ntx2:5795:TX	Pass	PK	5.926G	65.54	68.20	-2.66	5.99	3	H	190	2.28	-
5.8G:VHT40:Nss1,(M0):Ntx2:5795:TX	Pass	PK	11.5896G	64.86	74.00	-9.14	11.83	3	H	21	1.90	-
5.8G:VHT40:Nss1,(M0):Ntx2:5795:TX	Pass	AV	5.8G	101.69	Inf	-Inf	5.62	3	V	208	2.16	-
5.8G:VHT40:Nss1,(M0):Ntx2:5795:TX	Pass	AV	11.59G	46.88	54.00	-7.12	11.83	3	V	248	2.95	-
5.8G:VHT40:Nss1,(M0):Ntx2:5795:TX	Pass	PK	5.636G	59.74	68.20	-8.46	4.93	3	V	208	2.16	-
5.8G:VHT40:Nss1,(M0):Ntx2:5795:TX	Pass	PK	5.799G	111.87	Inf	-Inf	5.62	3	V	208	2.16	-
5.8G:VHT40:Nss1,(M0):Ntx2:5795:TX	Pass	PK	5.941G	61.60	68.20	-6.60	6.03	3	V	208	2.16	-
5.8G:VHT40:Nss1,(M0):Ntx2:5795:TX	Pass	PK	11.59552G	59.31	74.00	-14.69	11.84	3	V	248	2.95	-
5.2G:VHT80:Nss1,(M0):Ntx2:5210:TX	Pass	AV	5.137G	50.90	54.00	-3.10	3.87	3	H	171	2.11	-
5.2G:VHT80:Nss1,(M0):Ntx2:5210:TX	Pass	AV	5.216G	94.59	Inf	-Inf	4.03	3	H	171	2.11	-
5.2G:VHT80:Nss1,(M0):Ntx2:5210:TX	Pass	AV	5.424G	45.39	54.00	-8.61	4.43	3	H	171	2.11	-
5.2G:VHT80:Nss1,(M0):Ntx2:5210:TX	Pass	AV	15.63008G	45.92	54.00	-8.08	13.48	3	H	35	1.27	-
5.2G:VHT80:Nss1,(M0):Ntx2:5210:TX	Pass	PK	5.137G	63.39	74.00	-10.61	3.87	3	H	171	2.11	-
5.2G:VHT80:Nss1,(M0):Ntx2:5210:TX	Pass	PK	5.216G	104.32	Inf	-Inf	4.03	3	H	171	2.11	-
5.2G:VHT80:Nss1,(M0):Ntx2:5210:TX	Pass	PK	5.418G	57.57	74.00	-16.43	4.42	3	H	171	2.11	-
5.2G:VHT80:Nss1,(M0):Ntx2:5210:TX	Pass	PK	15.63308G	59.57	74.00	-14.43	13.48	3	H	35	1.27	-
5.2G:VHT80:Nss1,(M0):Ntx2:5210:TX	Pass	AV	5.145G	53.16	54.00	-0.84	3.89	3	V	0	2.28	-
5.2G:VHT80:Nss1,(M0):Ntx2:5210:TX	Pass	AV	5.203G	93.30	Inf	-Inf	4.01	3	V	0	2.28	-
5.2G:VHT80:Nss1,(M0):Ntx2:5210:TX	Pass	AV	5.431G	45.21	54.00	-8.79	4.44	3	V	0	2.28	-
5.2G:VHT80:Nss1,(M0):Ntx2:5210:TX	Pass	AV	15.6224G	45.94	54.00	-8.06	13.49	3	V	289	2.01	-
5.2G:VHT80:Nss1,(M0):Ntx2:5210:TX	Pass	PK	5.145G	65.69	74.00	-8.31	3.89	3	V	0	2.28	-
5.2G:VHT80:Nss1,(M0):Ntx2:5210:TX	Pass	PK	5.204G	103.57	Inf	-Inf	4.01	3	V	0	2.28	-
5.2G:VHT80:Nss1,(M0):Ntx2:5210:TX	Pass	PK	5.46G	57.06	74.00	-16.94	4.47	3	V	0	2.28	-
5.2G:VHT80:Nss1,(M0):Ntx2:5210:TX	Pass	PK	15.62196G	59.22	74.00	-14.78	13.49	3	V	289	2.01	-
5.8G:VHT80:Nss1,(M0):Ntx2:5775:TX	Pass	AV	3.849948G	38.31	54.00	-15.69	1.35	3	H	74	1.01	-
5.8G:VHT80:Nss1,(M0):Ntx2:5775:TX	Pass	AV	4.815904G	40.36	54.00	-13.64	3.24	3	H	165	2.35	-
5.8G:VHT80:Nss1,(M0):Ntx2:5775:TX	Pass	AV	5.799G	100.15	Inf	-Inf	5.62	3	H	191	2.42	-
5.8G:VHT80:Nss1,(M0):Ntx2:5775:TX	Pass	AV	11.54968G	46.15	54.00	-7.85	11.81	3	H	44	2.79	-
5.8G:VHT80:Nss1,(M0):Ntx2:5775:TX	Pass	PK	3.849888G	45.68	74.00	-28.32	1.35	3	H	74	1.01	-
5.8G:VHT80:Nss1,(M0):Ntx2:5775:TX	Pass	PK	4.816024G	48.26	74.00	-25.74	3.24	3	H	165	2.35	-
5.8G:VHT80:Nss1,(M0):Ntx2:5775:TX	Pass	PK	5.64G	67.23	68.20	-0.97	4.95	3	H	191	2.42	-
5.8G:VHT80:Nss1,(M0):Ntx2:5775:TX	Pass	PK	5.799G	110.24	Inf	-Inf	5.62	3	H	191	2.42	-
5.8G:VHT80:Nss1,(M0):Ntx2:5775:TX	Pass	PK	5.926G	66.63	68.20	-1.57	5.99	3	H	191	2.42	-
5.8G:VHT80:Nss1,(M0):Ntx2:5775:TX	Pass	PK	11.57688G	59.98	74.00	-14.02	11.83	3	H	44	2.79	-
5.8G:VHT80:Nss1,(M0):Ntx2:5775:TX	Pass	AV	3.849948G	41.01	54.00	-12.99	1.35	3	V	192	1.75	-
5.8G:VHT80:Nss1,(M0):Ntx2:5775:TX	Pass	AV	4.8161G	40.78	54.00	-13.22	3.24	3	V	51	2.44	-
5.8G:VHT80:Nss1,(M0):Ntx2:5775:TX	Pass	AV	5.753G	97.76	Inf	-Inf	5.42	3	V	35	2.43	-
5.8G:VHT80:Nss1,(M0):Ntx2:5775:TX	Pass	AV	11.54912G	43.41	54.00	-10.59	11.81	3	V	327	2.96	-
5.8G:VHT80:Nss1,(M0):Ntx2:5775:TX	Pass	PK	3.849992G	46.77	74.00	-27.23	1.35	3	V	192	1.75	-
5.8G:VHT80:Nss1,(M0):Ntx2:5775:TX	Pass	PK	4.816136G	48.24	74.00	-25.76	3.24	3	V	51	2.44	-
5.8G:VHT80:Nss1,(M0):Ntx2:5775:TX	Pass	PK	5.65G	66.56	68.20	-1.64	4.99	3	V	35	2.43	-
5.8G:VHT80:Nss1,(M0):Ntx2:5775:TX	Pass	PK	5.773G	107.54	Inf	-Inf	5.51	3	V	35	2.43	-
5.8G:VHT80:Nss1,(M0):Ntx2:5775:TX	Pass	PK	5.938G	63.34	68.20	-4.86	6.02	3	V	35	2.43	-
5.8G:VHT80:Nss1,(M0):Ntx2:5775:TX	Pass	PK	11.54416G	56.92	74.00	-17.08	11.81	3	V	327	2.96	-
5.2G:VHT20,BF:Nss1,(M0):Ntx2:5180:TX	Pass	AV	5.1496G	52.47	54.00	-1.53	3.90	3	H	181	2.43	-
5.2G:VHT20,BF:Nss1,(M0):Ntx2:5180:TX	Pass	AV	5.1744G	106.13	Inf	-Inf	3.95	3	H	181	2.43	-
5.2G:VHT20,BF:Nss1,(M0):Ntx2:5180:TX	Pass	AV	15.53932G	46.84	54.00	-7.16	13.58	3	H	266	1.70	-
5.2G:VHT20,BF:Nss1,(M0):Ntx2:5180:TX	Pass	PK	5.1496G	68.71	74.00	-5.29	3.90	3	H	181	2.43	-
5.2G:VHT20,BF:Nss1,(M0):Ntx2:5180:TX	Pass	PK	5.1748G	116.39	Inf	-Inf	3.95	3	H	181	2.43	-
5.2G:VHT20,BF:Nss1,(M0):Ntx2:5180:TX	Pass	PK	15.54672G	61.75	74.00	-12.25	13.58	3	H	266	1.70	-
5.2G:VHT20,BF:Nss1,(M0):Ntx2:5180:TX	Pass	AV	5.1496G	48.13	54.00	-5.87	3.90	3	V	64	2.43	-
5.2G:VHT20,BF:Nss1,(M0):Ntx2:5180:TX	Pass	AV	5.1824G	103.67	Inf	-Inf	3.96	3	V	64	2.43	-
5.2G:VHT20,BF:Nss1,(M0):Ntx2:5180:TX	Pass	AV	15.53448G	45.25	54.00	-8.75	13.59	3	V	292	1.76	-
5.2G:VHT20,BF:Nss1,(M0):Ntx2:5180:TX	Pass	PK	5.1496G	62.56	74.00	-11.44	3.90	3	V	64	2.43	-
5.2G:VHT20,BF:Nss1,(M0):Ntx2:5180:TX	Pass	PK	5.184G	114.84	Inf	-Inf	3.97	3	V	64	2.43	-



RSE above 1GHz Result

Mode	Result	Type	Freq (Hz)	Level (dBuV/m)	Limit (dBuV/m)	Margin (dB)	Factor (dB)	Dist (m)	Pol. (H/V)	Azimuth (°)	Height (m)	Comments
5.2G:VHT20,BF:Nss1,(M0):Ntx2:5180;TX	Pass	PK	15.5402G	59.83	74.00	-14.17	13.58	3	V	292	1.76	-
5.2G:VHT20,BF:Nss1,(M0):Ntx2:5200;TX	Pass	AV	5.1496G	45.40	54.00	-8.60	3.90	3	H	177	1.04	-
5.2G:VHT20,BF:Nss1,(M0):Ntx2:5200;TX	Pass	AV	5.2052G	107.18	Inf	-Inf	4.01	3	H	177	1.04	-
5.2G:VHT20,BF:Nss1,(M0):Ntx2:5200;TX	Pass	AV	15.5818G	50.57	54.00	-3.43	13.54	3	H	264	1.71	-
5.2G:VHT20,BF:Nss1,(M0):Ntx2:5200;TX	Pass	PK	5.1496G	61.47	74.00	-12.53	3.90	3	H	177	1.04	-
5.2G:VHT20,BF:Nss1,(M0):Ntx2:5200;TX	Pass	PK	5.2064G	118.29	Inf	-Inf	4.01	3	H	177	1.04	-
5.2G:VHT20,BF:Nss1,(M0):Ntx2:5200;TX	Pass	PK	15.5816G	64.99	74.00	-9.01	13.54	3	H	264	1.71	-
5.2G:VHT20,BF:Nss1,(M0):Ntx2:5200;TX	Pass	AV	5.1492G	44.60	54.00	-9.40	3.90	3	V	59	2.28	-
5.2G:VHT20,BF:Nss1,(M0):Ntx2:5200;TX	Pass	AV	5.1916G	104.87	Inf	-Inf	3.98	3	V	59	2.28	-
5.2G:VHT20,BF:Nss1,(M0):Ntx2:5200;TX	Pass	AV	15.5952G	47.39	54.00	-6.61	13.52	3	V	305	1.79	-
5.2G:VHT20,BF:Nss1,(M0):Ntx2:5200;TX	Pass	PK	5.1496G	59.08	74.00	-14.92	3.90	3	V	59	2.28	-
5.2G:VHT20,BF:Nss1,(M0):Ntx2:5200;TX	Pass	PK	5.1928G	114.04	Inf	-Inf	3.99	3	V	59	2.28	-
5.2G:VHT20,BF:Nss1,(M0):Ntx2:5200;TX	Pass	PK	15.5892G	61.13	74.00	-12.87	13.53	3	V	305	1.79	-
5.2G:VHT20,BF:Nss1,(M0):Ntx2:5240;TX	Pass	AV	5.1392G	44.41	54.00	-9.59	3.88	3	H	179	2.43	-
5.2G:VHT20,BF:Nss1,(M0):Ntx2:5240;TX	Pass	AV	5.2334G	107.04	Inf	-Inf	4.07	3	H	179	2.43	-
5.2G:VHT20,BF:Nss1,(M0):Ntx2:5240;TX	Pass	AV	5.3834G	44.28	54.00	-9.72	4.37	3	H	179	2.43	-
5.2G:VHT20,BF:Nss1,(M0):Ntx2:5240;TX	Pass	AV	15.7216G	46.90	54.00	-7.10	13.37	3	H	46	1.82	-
5.2G:VHT20,BF:Nss1,(M0):Ntx2:5240;TX	Pass	PK	5.1416G	56.87	74.00	-17.13	3.88	3	H	179	2.43	-
5.2G:VHT20,BF:Nss1,(M0):Ntx2:5240;TX	Pass	PK	5.234G	118.61	Inf	-Inf	4.07	3	H	179	2.43	-
5.2G:VHT20,BF:Nss1,(M0):Ntx2:5240;TX	Pass	PK	5.3786G	56.60	74.00	-17.40	4.36	3	H	179	2.43	-
5.2G:VHT20,BF:Nss1,(M0):Ntx2:5240;TX	Pass	PK	15.7212G	61.66	74.00	-12.34	13.37	3	H	46	1.82	-
5.2G:VHT20,BF:Nss1,(M0):Ntx2:5240;TX	Pass	AV	5.132G	43.97	54.00	-10.03	3.86	3	V	0	1.94	-
5.2G:VHT20,BF:Nss1,(M0):Ntx2:5240;TX	Pass	AV	5.2322G	104.05	Inf	-Inf	4.07	3	V	0	1.94	-
5.2G:VHT20,BF:Nss1,(M0):Ntx2:5240;TX	Pass	AV	5.375G	44.12	54.00	-9.88	4.35	3	V	0	1.94	-
5.2G:VHT20,BF:Nss1,(M0):Ntx2:5240;TX	Pass	AV	15.705G	46.54	54.00	-7.46	13.39	3	V	304	1.68	-
5.2G:VHT20,BF:Nss1,(M0):Ntx2:5240;TX	Pass	PK	5.1404G	56.54	74.00	-17.46	3.88	3	V	0	1.94	-
5.2G:VHT20,BF:Nss1,(M0):Ntx2:5240;TX	Pass	PK	5.2328G	114.30	Inf	-Inf	4.07	3	V	0	1.94	-
5.2G:VHT20,BF:Nss1,(M0):Ntx2:5240;TX	Pass	PK	5.3828G	56.63	74.00	-17.37	4.37	3	V	0	1.94	-
5.2G:VHT20,BF:Nss1,(M0):Ntx2:5240;TX	Pass	PK	15.7071G	61.19	74.00	-12.81	13.39	3	V	304	1.68	-
5.8G:VHT20,BF:Nss1,(M0):Ntx2:5745;TX	Pass	AV	5.752G	106.71	Inf	-Inf	5.42	3	H	189	2.28	-
5.8G:VHT20,BF:Nss1,(M0):Ntx2:5745;TX	Pass	AV	11.4801G	44.15	54.00	-9.85	11.77	3	H	73	1.73	-
5.8G:VHT20,BF:Nss1,(M0):Ntx2:5745;TX	Pass	PK	5.642G	58.54	68.20	-9.66	4.96	3	H	189	2.28	-
5.8G:VHT20,BF:Nss1,(M0):Ntx2:5745;TX	Pass	PK	5.75G	117.68	Inf	-Inf	5.41	3	H	189	2.28	-
5.8G:VHT20,BF:Nss1,(M0):Ntx2:5745;TX	Pass	PK	5.925G	58.21	68.20	-9.99	5.98	3	H	189	2.28	-
5.8G:VHT20,BF:Nss1,(M0):Ntx2:5745;TX	Pass	PK	11.4764G	56.85	74.00	-17.15	11.77	3	H	73	1.73	-
5.8G:VHT20,BF:Nss1,(M0):Ntx2:5745;TX	Pass	AV	5.752G	105.44	Inf	-Inf	5.42	3	V	4	1.09	-
5.8G:VHT20,BF:Nss1,(M0):Ntx2:5745;TX	Pass	AV	11.4795G	41.34	54.00	-12.66	11.77	3	V	74	1.13	-
5.8G:VHT20,BF:Nss1,(M0):Ntx2:5745;TX	Pass	PK	5.626G	57.64	68.20	-10.56	4.89	3	V	4	1.09	-
5.8G:VHT20,BF:Nss1,(M0):Ntx2:5745;TX	Pass	PK	5.752G	115.47	Inf	-Inf	5.42	3	V	4	1.09	-
5.8G:VHT20,BF:Nss1,(M0):Ntx2:5745;TX	Pass	PK	5.986G	58.21	68.20	-9.99	6.16	3	V	4	1.09	-
5.8G:VHT20,BF:Nss1,(M0):Ntx2:5745;TX	Pass	PK	11.4745G	54.23	74.00	-19.77	11.77	3	V	74	1.13	-
5.8G:VHT20,BF:Nss1,(M0):Ntx2:5785;TX	Pass	AV	5.788G	108.30	Inf	-Inf	5.57	3	H	196	2.16	-
5.8G:VHT20,BF:Nss1,(M0):Ntx2:5785;TX	Pass	AV	11.55912G	41.27	54.00	-12.73	11.82	3	H	194	1.67	-
5.8G:VHT20,BF:Nss1,(M0):Ntx2:5785;TX	Pass	PK	5.626G	58.07	68.20	-10.13	4.89	3	H	196	2.16	-
5.8G:VHT20,BF:Nss1,(M0):Ntx2:5785;TX	Pass	PK	5.789G	118.94	Inf	-Inf	5.57	3	H	196	2.16	-
5.8G:VHT20,BF:Nss1,(M0):Ntx2:5785;TX	Pass	PK	5.928G	58.55	68.20	-9.65	5.99	3	H	196	2.16	-
5.8G:VHT20,BF:Nss1,(M0):Ntx2:5785;TX	Pass	PK	11.55792G	54.05	74.00	-19.95	11.82	3	H	194	1.67	-
5.8G:VHT20,BF:Nss1,(M0):Ntx2:5785;TX	Pass	AV	5.779G	103.47	Inf	-Inf	5.53	3	V	270	2.14	-
5.8G:VHT20,BF:Nss1,(M0):Ntx2:5785;TX	Pass	AV	11.5588G	41.11	54.00	-12.89	11.82	3	V	321	1.23	-
5.8G:VHT20,BF:Nss1,(M0):Ntx2:5785;TX	Pass	PK	5.637G	57.50	68.20	-10.70	4.94	3	V	270	2.14	-
5.8G:VHT20,BF:Nss1,(M0):Ntx2:5785;TX	Pass	PK	5.777G	113.48	Inf	-Inf	5.52	3	V	270	2.14	-
5.8G:VHT20,BF:Nss1,(M0):Ntx2:5785;TX	Pass	PK	5.943G	58.47	68.20	-9.73	6.03	3	V	270	2.14	-
5.8G:VHT20,BF:Nss1,(M0):Ntx2:5785;TX	Pass	PK	11.5712G	55.35	74.00	-18.65	11.82	3	V	321	1.23	-
5.8G:VHT20,BF:Nss1,(M0):Ntx2:5825;TX	Pass	AV	5.824G	107.79	Inf	-Inf	5.69	3	H	207	2.30	-
5.8G:VHT20,BF:Nss1,(M0):Ntx2:5825;TX	Pass	AV	11.6608G	46.44	54.00	-7.56	11.87	3	H	254	1.85	-
5.8G:VHT20,BF:Nss1,(M0):Ntx2:5825;TX	Pass	PK	5.613G	57.36	68.20	-10.84	4.83	3	H	207	2.30	-
5.8G:VHT20,BF:Nss1,(M0):Ntx2:5825;TX	Pass	PK	5.822G	118.01	Inf	-Inf	5.68	3	H	207	2.30	-
5.8G:VHT20,BF:Nss1,(M0):Ntx2:5825;TX	Pass	PK	5.969G	58.72	68.20	-9.48	6.11	3	H	207	2.30	-
5.8G:VHT20,BF:Nss1,(M0):Ntx2:5825;TX	Pass	PK	11.66256G	59.39	74.00	-14.61	11.87	3	H	254	1.85	-
5.8G:VHT20,BF:Nss1,(M0):Ntx2:5825;TX	Pass	AV	5.828G	106.57	Inf	-Inf	5.70	3	V	105	1.10	-
5.8G:VHT20,BF:Nss1,(M0):Ntx2:5825;TX	Pass	AV	11.66104G	46.48	54.00	-7.52	11.87	3	V	215	1.88	-
5.8G:VHT20,BF:Nss1,(M0):Ntx2:5825;TX	Pass	PK	5.582G	57.64	68.20	-10.56	4.73	3	V	105	1.10	-

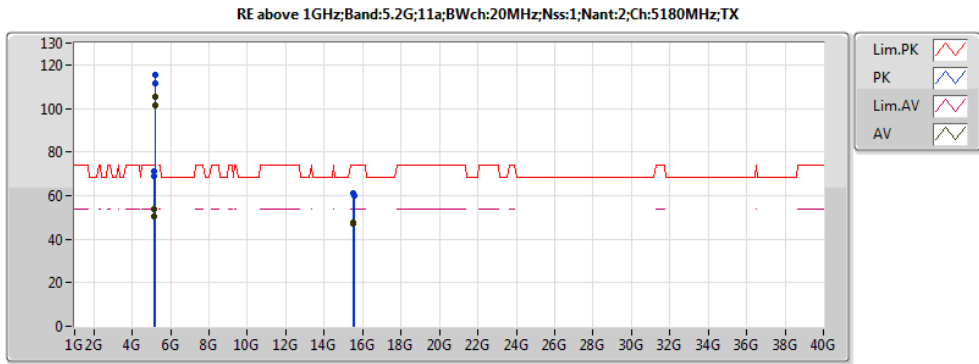


RSE above 1GHz Result

Mode	Result	Type	Freq (Hz)	Level (dBuV/m)	Limit (dBuV/m)	Margin (dB)	Factor (dB)	Dist (m)	Pol. (H/V)	Azimuth (°)	Height (m)	Comments
5.8G:VHT20,BF:Nss1,(M0):Ntx2:5825;TX	Pass	PK	5.829G	116.40	Inf	-Inf	5.70	3	V	105	1.10	-
5.8G:VHT20,BF:Nss1,(M0):Ntx2:5825;TX	Pass	PK	5.975G	58.53	68.20	-9.67	6.13	3	V	105	1.10	-
5.8G:VHT20,BF:Nss1,(M0):Ntx2:5825;TX	Pass	PK	11.65936G	60.86	74.00	-13.14	11.87	3	V	215	1.88	-
5.2G:VHT40,BF:Nss1,(M0):Ntx2:5190;TX	Pass	AV	5.1492G	53.94	54.00	-0.06	3.90	3	H	192	2.55	-
5.2G:VHT40,BF:Nss1,(M0):Ntx2:5190;TX	Pass	AV	5.192G	102.29	Inf	-Inf	3.98	3	H	192	2.55	-
5.2G:VHT40,BF:Nss1,(M0):Ntx2:5190;TX	Pass	AV	15.58512G	43.17	54.00	-10.83	13.53	3	H	219	1.98	-
5.2G:VHT40,BF:Nss1,(M0):Ntx2:5190;TX	Pass	PK	5.1364G	72.60	74.00	-1.40	3.87	3	H	192	2.55	-
5.2G:VHT40,BF:Nss1,(M0):Ntx2:5190;TX	Pass	PK	5.2024G	112.20	Inf	-Inf	4.01	3	H	192	2.55	-
5.2G:VHT40,BF:Nss1,(M0):Ntx2:5190;TX	Pass	PK	15.56032G	56.07	74.00	-17.93	13.56	3	H	219	1.98	-
5.2G:VHT40,BF:Nss1,(M0):Ntx2:5190;TX	Pass	AV	5.1496G	53.96	54.00	-0.04	3.90	3	V	63	2.30	-
5.2G:VHT40,BF:Nss1,(M0):Ntx2:5190;TX	Pass	AV	5.188G	100.92	Inf	-Inf	3.98	3	V	63	2.30	-
5.2G:VHT40,BF:Nss1,(M0):Ntx2:5190;TX	Pass	AV	15.56096G	43.19	54.00	-10.81	13.56	3	V	62	2.13	-
5.2G:VHT40,BF:Nss1,(M0):Ntx2:5190;TX	Pass	PK	5.146G	69.94	74.00	-4.06	3.89	3	V	63	2.30	-
5.2G:VHT40,BF:Nss1,(M0):Ntx2:5190;TX	Pass	PK	5.1852G	111.62	Inf	-Inf	3.97	3	V	63	2.30	-
5.2G:VHT40,BF:Nss1,(M0):Ntx2:5190;TX	Pass	PK	15.58976G	56.31	74.00	-17.69	13.53	3	V	62	2.13	-
5.2G:VHT40,BF:Nss1,(M0):Ntx2:5230;TX	Pass	AV	5.1492G	49.41	54.00	-4.59	3.90	3	H	185	2.43	-
5.2G:VHT40,BF:Nss1,(M0):Ntx2:5230;TX	Pass	AV	5.234G	104.78	Inf	-Inf	4.07	3	H	185	2.43	-
5.2G:VHT40,BF:Nss1,(M0):Ntx2:5230;TX	Pass	AV	15.68448G	44.39	54.00	-9.61	13.42	3	H	247	2.04	-
5.2G:VHT40,BF:Nss1,(M0):Ntx2:5230;TX	Pass	PK	5.1368G	64.53	74.00	-9.47	3.87	3	H	185	2.43	-
5.2G:VHT40,BF:Nss1,(M0):Ntx2:5230;TX	Pass	PK	5.242G	115.22	Inf	-Inf	4.09	3	H	185	2.43	-
5.2G:VHT40,BF:Nss1,(M0):Ntx2:5230;TX	Pass	PK	15.67776G	57.69	74.00	-16.31	13.42	3	H	247	2.04	-
5.2G:VHT40,BF:Nss1,(M0):Ntx2:5230;TX	Pass	AV	5.1496G	46.13	54.00	-7.87	3.90	3	V	6	1.97	-
5.2G:VHT40,BF:Nss1,(M0):Ntx2:5230;TX	Pass	AV	5.2268G	103.38	Inf	-Inf	4.06	3	V	6	1.97	-
5.2G:VHT40,BF:Nss1,(M0):Ntx2:5230;TX	Pass	AV	15.67992G	44.28	54.00	-9.72	13.42	3	V	232	2.17	-
5.2G:VHT40,BF:Nss1,(M0):Ntx2:5230;TX	Pass	PK	5.1496G	62.07	74.00	-11.93	3.90	3	V	6	1.97	-
5.2G:VHT40,BF:Nss1,(M0):Ntx2:5230;TX	Pass	PK	5.2196G	114.75	Inf	-Inf	4.04	3	V	6	1.97	-
5.2G:VHT40,BF:Nss1,(M0):Ntx2:5230;TX	Pass	PK	15.69984G	57.96	74.00	-16.04	13.40	3	V	232	2.17	-
5.8G:VHT40,BF:Nss1,(M0):Ntx2:5755;TX	Pass	AV	5.758G	105.35	Inf	-Inf	5.44	3	H	190	2.27	-
5.8G:VHT40,BF:Nss1,(M0):Ntx2:5755;TX	Pass	AV	11.506G	41.36	54.00	-12.64	11.79	3	H	248	1.32	-
5.8G:VHT40,BF:Nss1,(M0):Ntx2:5755;TX	Pass	PK	5.651G	60.56	68.94	-8.38	4.99	3	H	190	2.27	-
5.8G:VHT40,BF:Nss1,(M0):Ntx2:5755;TX	Pass	PK	5.738G	116.65	Inf	-Inf	5.36	3	H	190	2.27	-
5.8G:VHT40,BF:Nss1,(M0):Ntx2:5755;TX	Pass	PK	5.942G	58.84	68.20	-9.36	6.03	3	H	190	2.27	-
5.8G:VHT40,BF:Nss1,(M0):Ntx2:5755;TX	Pass	PK	11.51016G	54.88	74.00	-19.12	11.79	3	H	248	1.32	-
5.8G:VHT40,BF:Nss1,(M0):Ntx2:5755;TX	Pass	AV	5.746G	99.97	Inf	-Inf	5.39	3	V	360	2.17	-
5.8G:VHT40,BF:Nss1,(M0):Ntx2:5755;TX	Pass	AV	11.5156G	40.71	54.00	-13.29	11.79	3	V	85	1.77	-
5.8G:VHT40,BF:Nss1,(M0):Ntx2:5755;TX	Pass	PK	5.652G	60.12	69.68	-9.56	5.00	3	V	360	2.17	-
5.8G:VHT40,BF:Nss1,(M0):Ntx2:5755;TX	Pass	PK	5.767G	110.88	Inf	-Inf	5.48	3	V	360	2.17	-
5.8G:VHT40,BF:Nss1,(M0):Ntx2:5755;TX	Pass	PK	5.974G	58.25	68.20	-9.95	6.12	3	V	360	2.17	-
5.8G:VHT40,BF:Nss1,(M0):Ntx2:5755;TX	Pass	PK	11.506G	53.66	74.00	-20.34	11.79	3	V	85	1.77	-
5.8G:VHT40,BF:Nss1,(M0):Ntx2:5795;TX	Pass	AV	5.786G	106.46	Inf	-Inf	5.56	3	H	196	2.06	-
5.8G:VHT40,BF:Nss1,(M0):Ntx2:5795;TX	Pass	AV	11.56584G	40.76	54.00	-13.24	11.82	3	H	174	1.84	-
5.8G:VHT40,BF:Nss1,(M0):Ntx2:5795;TX	Pass	PK	5.591G	58.29	68.20	-9.91	4.76	3	H	196	2.06	-
5.8G:VHT40,BF:Nss1,(M0):Ntx2:5795;TX	Pass	PK	5.783G	116.68	Inf	-Inf	5.55	3	H	196	2.06	-
5.8G:VHT40,BF:Nss1,(M0):Ntx2:5795;TX	Pass	PK	5.984G	59.28	68.20	-8.92	6.15	3	H	196	2.06	-
5.8G:VHT40,BF:Nss1,(M0):Ntx2:5795;TX	Pass	PK	11.56216G	53.98	74.00	-20.02	11.82	3	H	174	1.84	-
5.8G:VHT40,BF:Nss1,(M0):Ntx2:5795;TX	Pass	AV	5.788G	102.95	Inf	-Inf	5.57	3	V	101	1.02	-
5.8G:VHT40,BF:Nss1,(M0):Ntx2:5795;TX	Pass	AV	11.59736G	40.60	54.00	-13.40	11.84	3	V	242	1.66	-
5.8G:VHT40,BF:Nss1,(M0):Ntx2:5795;TX	Pass	PK	5.623G	57.44	68.20	-10.76	4.88	3	V	101	1.02	-
5.8G:VHT40,BF:Nss1,(M0):Ntx2:5795;TX	Pass	PK	5.781G	114.11	Inf	-Inf	5.54	3	V	101	1.02	-
5.8G:VHT40,BF:Nss1,(M0):Ntx2:5795;TX	Pass	PK	5.928G	60.77	68.20	-7.43	5.99	3	V	101	1.02	-
5.8G:VHT40,BF:Nss1,(M0):Ntx2:5795;TX	Pass	PK	11.60936G	54.45	74.00	-19.55	11.84	3	V	242	1.66	-
5.2G:VHT80,BF:Nss1,(M0):Ntx2:5210;TX	Pass	AV	5.148G	52.93	54.00	-1.07	3.90	3	H	181	2.38	-
5.2G:VHT80,BF:Nss1,(M0):Ntx2:5210;TX	Pass	AV	5.204G	97.26	Inf	-Inf	4.01	3	H	181	2.38	-
5.2G:VHT80,BF:Nss1,(M0):Ntx2:5210;TX	Pass	AV	5.353G	45.24	54.00	-8.76	4.31	3	H	181	2.38	-
5.2G:VHT80,BF:Nss1,(M0):Ntx2:5210;TX	Pass	AV	15.66328G	43.45	54.00	-10.55	13.44	3	H	36	2.40	-
5.2G:VHT80,BF:Nss1,(M0):Ntx2:5210;TX	Pass	PK	5.145G	72.93	74.00	-1.07	3.89	3	H	181	2.38	-
5.2G:VHT80,BF:Nss1,(M0):Ntx2:5210;TX	Pass	PK	5.203G	107.09	Inf	-Inf	4.01	3	H	181	2.38	-
5.2G:VHT80,BF:Nss1,(M0):Ntx2:5210;TX	Pass	PK	5.358G	57.39	74.00	-16.61	4.32	3	H	181	2.38	-
5.2G:VHT80,BF:Nss1,(M0):Ntx2:5210;TX	Pass	PK	15.60856G	57.14	74.00	-16.86	13.50	3	H	36	2.40	-
5.2G:VHT80,BF:Nss1,(M0):Ntx2:5210;TX	Pass	AV	5.147G	53.36	54.00	-0.64	3.89	3	V	95	1.10	-
5.2G:VHT80,BF:Nss1,(M0):Ntx2:5210;TX	Pass	AV	5.224G	97.25	Inf	-Inf	4.05	3	V	95	1.10	-
5.2G:VHT80,BF:Nss1,(M0):Ntx2:5210;TX	Pass	AV	5.352G	44.64	54.00	-9.36	4.31	3	V	95	1.10	-

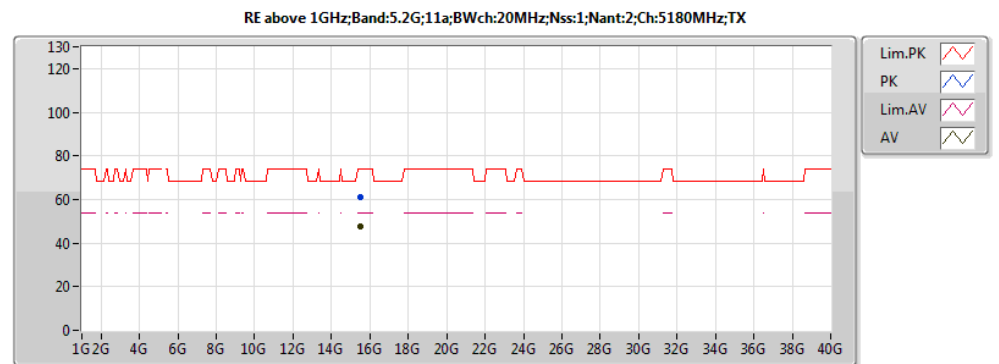


Mode	Result	Type	Freq (Hz)	Level (dBuV/m)	Limit (dBuV/m)	Margin (dB)	Factor (dB)	Dist (m)	Pol. (H/V)	Azimuth (°)	Height (m)	Comments
5.2G:VHT80,BF:Nss1,(M0):Ntx2:5210;TX	Pass	AV	15.63768G	43.26	54.00	-10.74	13.47	3	V	358	2.03	-
5.2G:VHT80,BF:Nss1,(M0):Ntx2:5210;TX	Pass	PK	5.137G	68.66	74.00	-5.34	3.87	3	V	95	1.10	-
5.2G:VHT80,BF:Nss1,(M0):Ntx2:5210;TX	Pass	PK	5.227G	106.28	Inf	-Inf	4.06	3	V	95	1.10	-
5.2G:VHT80,BF:Nss1,(M0):Ntx2:5210;TX	Pass	PK	5.363G	57.35	74.00	-16.65	4.33	3	V	95	1.10	-
5.2G:VHT80,BF:Nss1,(M0):Ntx2:5210;TX	Pass	PK	15.63944G	56.48	74.00	-17.52	13.47	3	V	358	2.03	-
5.8G:VHT80,BF:Nss1,(M0):Ntx2:5775;TX	Pass	AV	5.759G	101.11	Inf	-Inf	5.45	3	H	203	2.14	-
5.8G:VHT80,BF:Nss1,(M0):Ntx2:5775;TX	Pass	AV	11.52632G	41.56	54.00	-12.44	11.80	3	H	158	1.11	-
5.8G:VHT80,BF:Nss1,(M0):Ntx2:5775;TX	Pass	PK	5.651G	68.24	68.94	-0.70	4.99	3	H	203	2.14	-
5.8G:VHT80,BF:Nss1,(M0):Ntx2:5775;TX	Pass	PK	5.761G	111.64	Inf	-Inf	5.46	3	H	203	2.14	-
5.8G:VHT80,BF:Nss1,(M0):Ntx2:5775;TX	Pass	PK	5.933G	64.82	68.20	-3.38	6.01	3	H	203	2.14	-
5.8G:VHT80,BF:Nss1,(M0):Ntx2:5775;TX	Pass	PK	11.57832G	54.92	74.00	-19.08	11.83	3	H	158	1.11	-
5.8G:VHT80,BF:Nss1,(M0):Ntx2:5775;TX	Pass	AV	5.768G	96.07	Inf	-Inf	5.49	3	V	269	2.21	-
5.8G:VHT80,BF:Nss1,(M0):Ntx2:5775;TX	Pass	AV	11.51464G	40.73	54.00	-13.27	11.79	3	V	220	2.19	-
5.8G:VHT80,BF:Nss1,(M0):Ntx2:5775;TX	Pass	PK	5.652G	67.50	69.68	-2.18	5.00	3	V	269	2.21	-
5.8G:VHT80,BF:Nss1,(M0):Ntx2:5775;TX	Pass	PK	5.767G	107.90	Inf	-Inf	5.48	3	V	269	2.21	-
5.8G:VHT80,BF:Nss1,(M0):Ntx2:5775;TX	Pass	PK	5.949G	62.54	68.20	-5.66	6.05	3	V	269	2.21	-
5.8G:VHT80,BF:Nss1,(M0):Ntx2:5775;TX	Pass	PK	11.54936G	54.39	74.00	-19.61	11.81	3	V	220	2.19	-



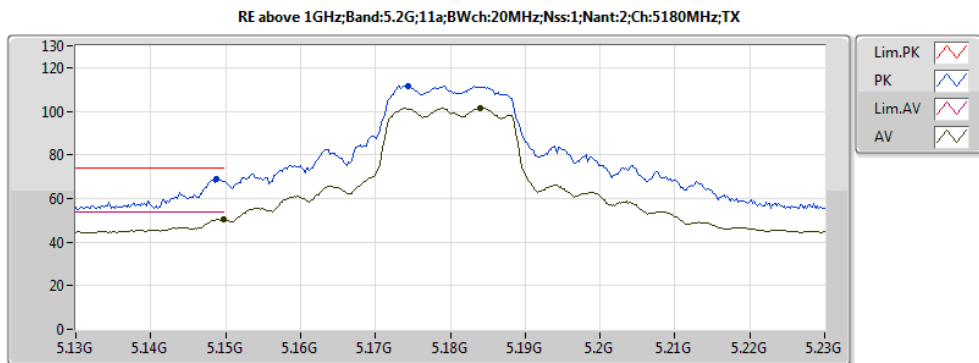
20160919
2TX-Non-TXBF
EUT Z
setting 19.5
Z-1

Type	Freq(Hz)	Level(dBuV/m)	Limit(dBuV/m)	Margin(dB)	Factor(dB)	Dist(m)	Pol.(H/V)	Azimuth(°)	Height(m)	Comments
AV	5.1498G	53.72	54.00	-0.28	3.90	3	H	181	2.24	-
AV	5.1768G	105.10	Inf	-Inf	3.95	3	H	181	2.24	-
AV	5.5368G	47.14	54.00	-6.86	13.59	3	H	257	1.57	-
PK	5.1496G	71.26	74.00	-2.74	3.90	3	H	181	2.24	-
PK	5.1766G	115.26	Inf	-Inf	3.95	3	H	181	2.24	-
PK	5.54616G	59.99	74.00	-14.01	13.58	3	H	257	1.57	-
AV	5.1498G	50.46	54.00	-3.54	3.90	3	V	360	2.14	-
AV	5.184G	101.41	Inf	-Inf	3.97	3	V	360	2.14	-
AV	5.53728G	47.54	54.00	-6.46	13.59	3	V	294	1.80	-
PK	5.1488G	68.76	74.00	-5.24	3.90	3	V	360	2.14	-
PK	5.1744G	111.38	Inf	-Inf	3.95	3	V	360	2.14	-
PK	5.53632G	60.96	74.00	-13.04	13.59	3	V	294	1.80	-



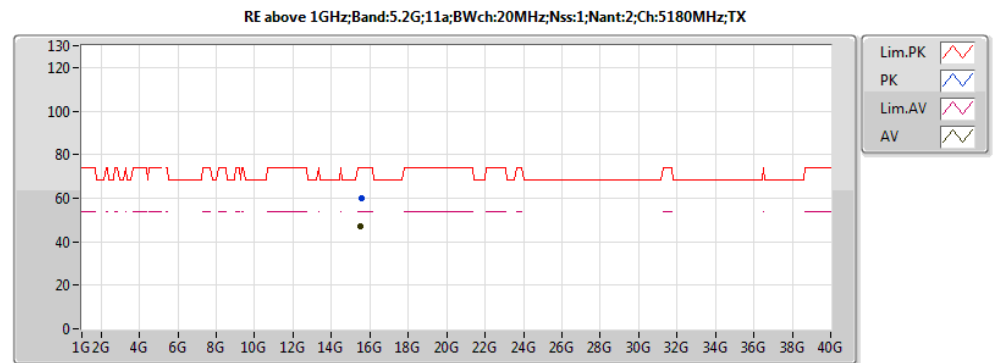
20160919
2TX-Non-TXBF
EUT Z
setting 19.5
Z-1

Type	Freq(Hz)	Level(dBuV/m)	Limit(dBuV/m)	Margin(dB)	Factor(dB)	Dist(m)	Pol.(H/V)	Azimuth(°)	Height(m)	Comments
AV	5.53728G	47.54	54.00	-6.46	13.59	3	V	294	1.80	-
PK	5.53632G	60.96	74.00	-13.04	13.59	3	V	294	1.80	-



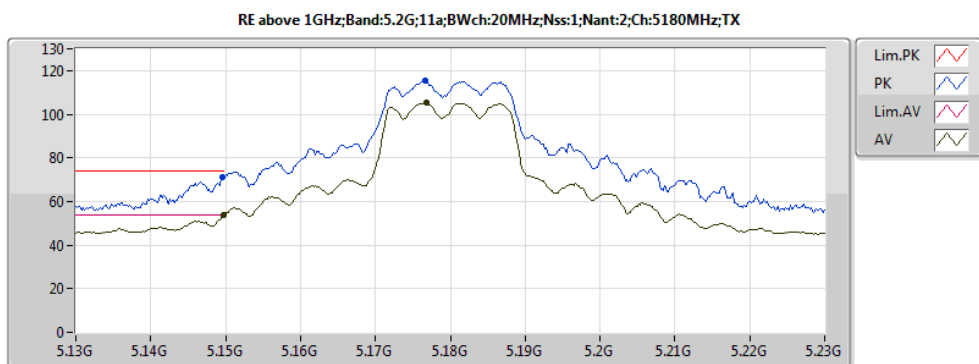
20160919
2TX-Non-TXBF
EUT Z
setting 19.5
Z-1-10

Type	Freq(Hz)	Level(dBuV/m)	Limit(dBuV/m)	Margin(dB)	Factor(dB)	Dist(m)	Pol.(H/V)	Azimuth(°)	Height(m)	Comments
AV	5.1498G	50.46	54.00	-3.54	3.90	3	V	360	2.14	-
AV	5.184G	101.41	Inf	-Inf	3.97	3	V	360	2.14	-
PK	5.1488G	68.76	74.00	-5.24	3.90	3	V	360	2.14	-
PK	5.1744G	111.38	Inf	-Inf	3.95	3	V	360	2.14	-



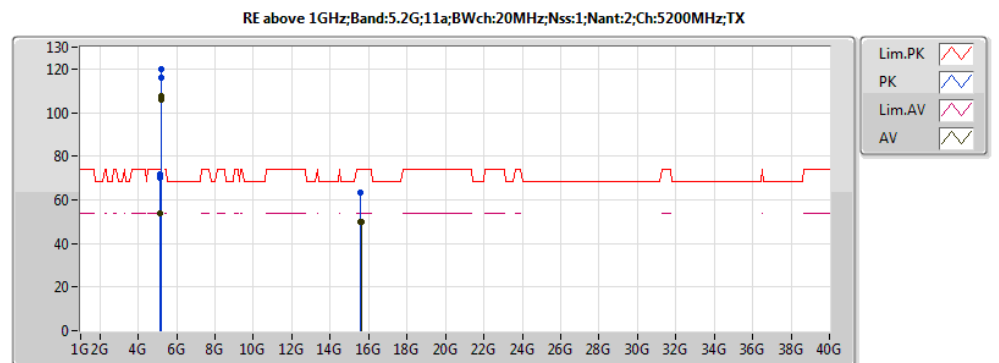
20160919
2TX-Non-TXBF
EUT Z
setting 19.5
Z-1

Type	Freq(Hz)	Level(dBuV/m)	Limit(dBuV/m)	Margin(dB)	Factor(dB)	Dist(m)	Pol.(H/V)	Azimuth(°)	Height(m)	Comments
AV	5.5368G	47.14	54.00	-6.86	13.59	3	H	257	1.57	-
PK	5.54616G	59.99	74.00	-14.01	13.58	3	H	257	1.57	-



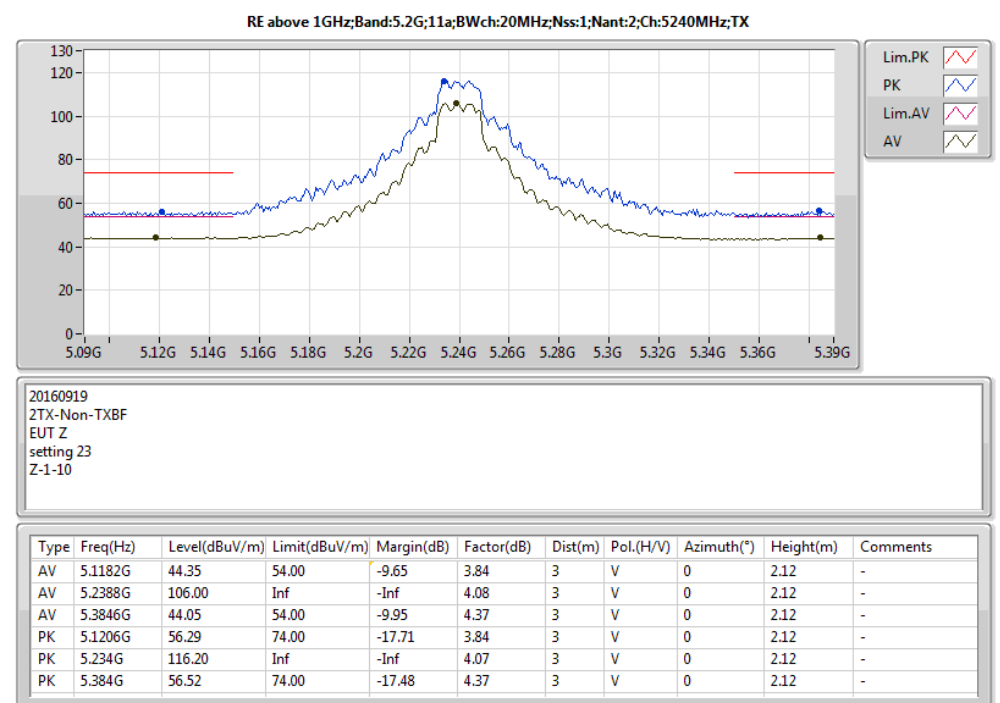
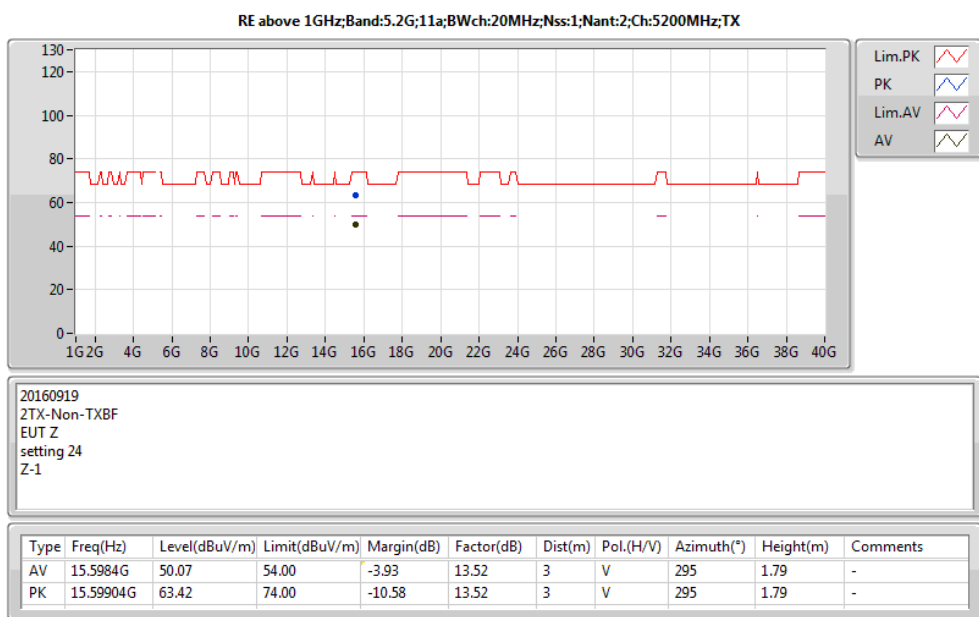
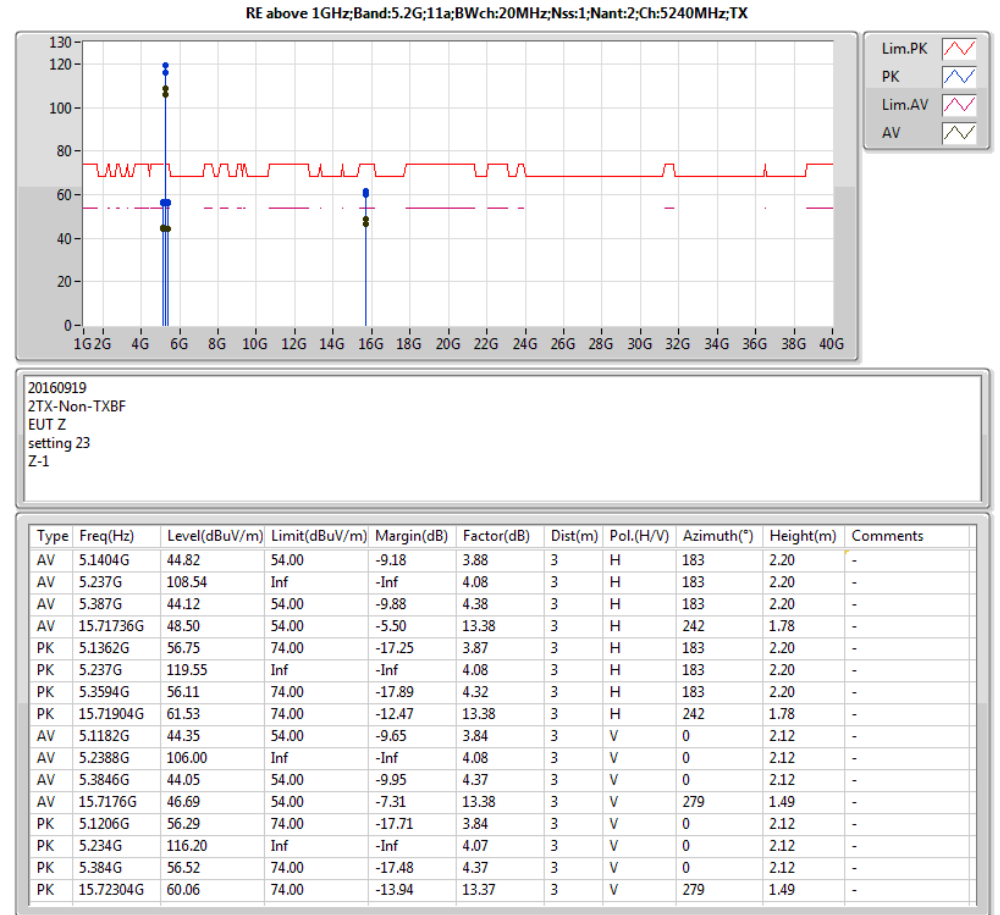
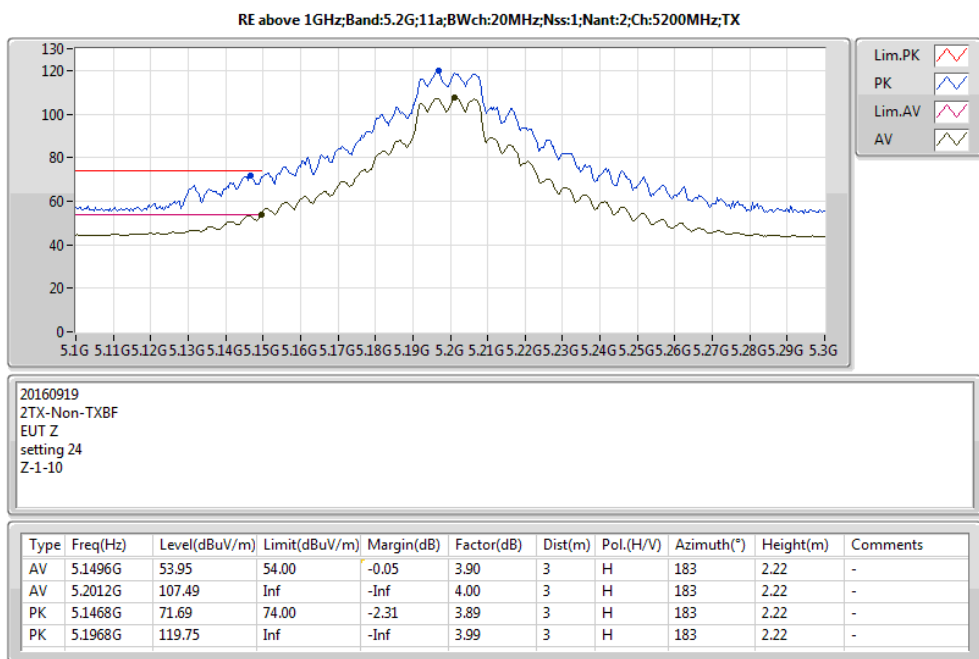
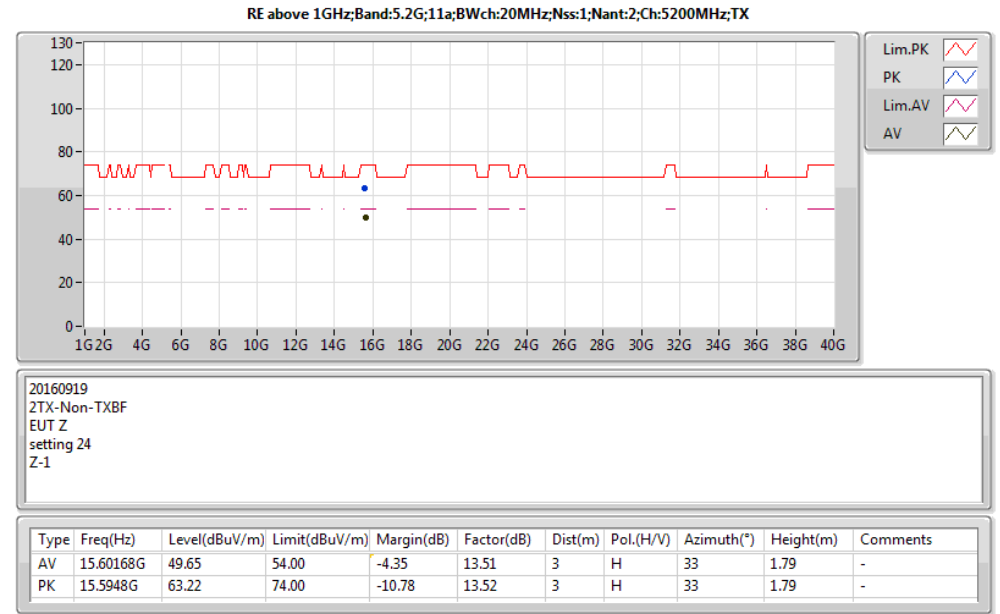
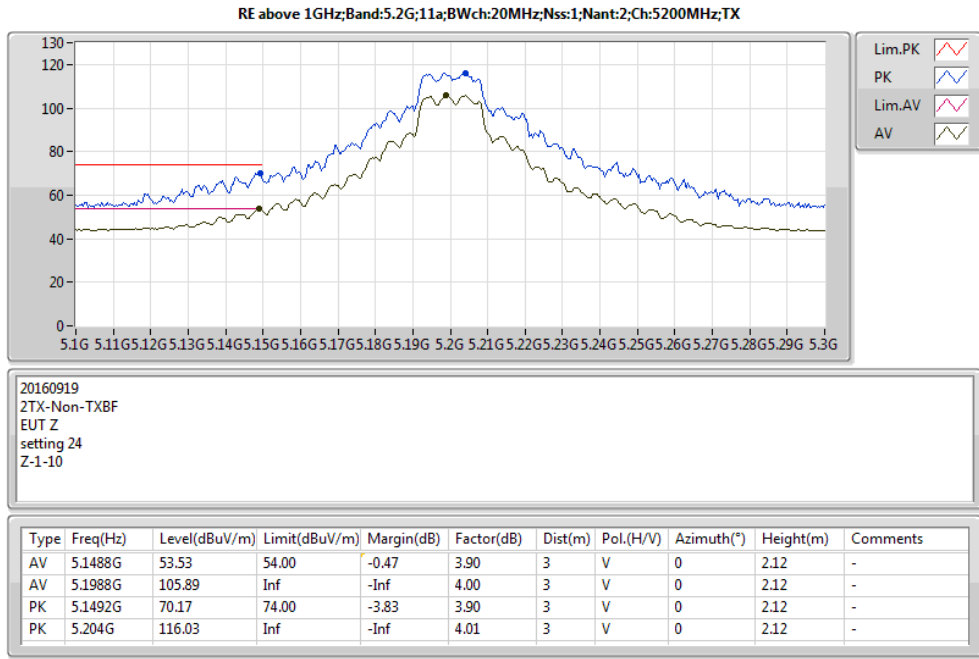
20160919
2TX-Non-TXBF
EUT Z
setting 19.5
Z-1-10

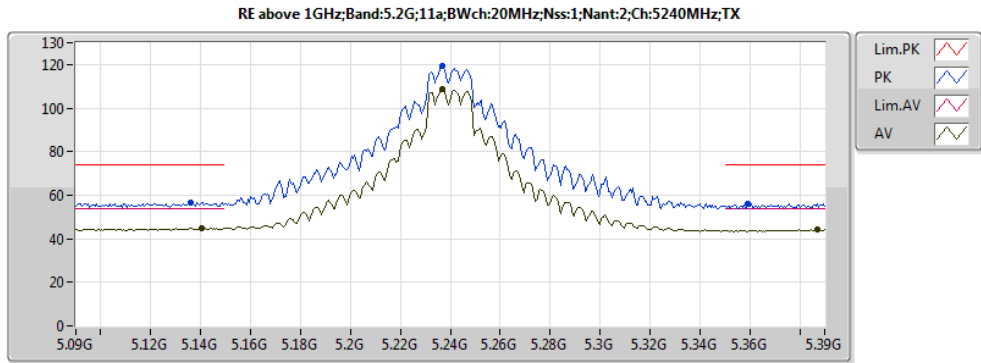
Type	Freq(Hz)	Level(dBuV/m)	Limit(dBuV/m)	Margin(dB)	Factor(dB)	Dist(m)	Pol.(H/V)	Azimuth(°)	Height(m)	Comments
AV	5.1498G	53.72	54.00	-0.28	3.90	3	H	181	2.24	-
AV	5.1768G	105.10	Inf	-Inf	3.95	3	H	181	2.24	-
PK	5.1496G	71.26	74.00	-2.74	3.90	3	H	181	2.24	-
PK	5.1766G	115.26	Inf	-Inf	3.95	3	H	181	2.24	-



20160919
2TX-Non-TXBF
EUT Z
setting 24
Z-1

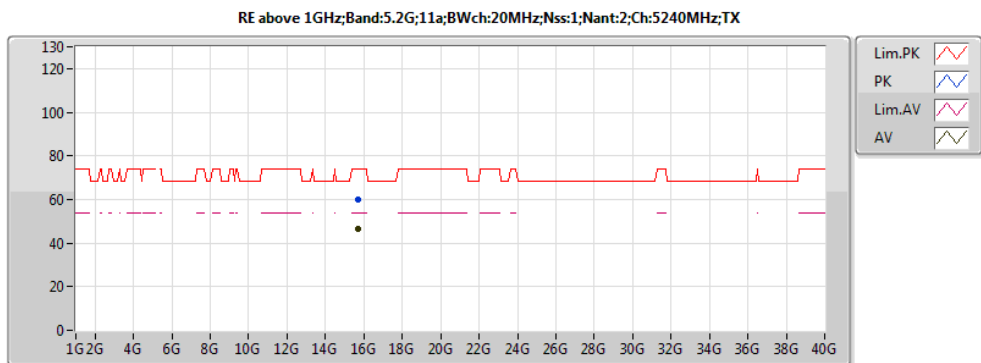
Type	Freq(Hz)	Level(dBuV/m)	Limit(dBuV/m)	Margin(dB)	Factor(dB)	Dist(m)	Pol.(H/V)	Azimuth(°)	Height(m)	Comments
AV	5.1496G	53.95	54.00	-0.05	3.90	3	H	183	2.22	-
AV	5.2012G	107.49	Inf	-Inf	4.00	3	H	183	2.22	-
AV	5.60168G	49.65	54.00	-4.35	13.51	3	H	33	1.79	-
PK	5.1468G	71.69	74.00	-2.31	3.89	3	H	183	2.22	-
PK	5.1968G	119.75	Inf	-Inf	3.99	3	H	183	2.22	-
PK	5.5948G	63.22	74.00	-10.78	13.52	3	H	33	1.79	-
AV	5.1488G	53.53	54.00	-0.47	3.90	3	V	0	2.12	-
AV	5.1988G	105.89	Inf	-Inf	4.00	3	V	0	2.12	-
AV	5.5984G	50.07	54.00	-3.93	13.52	3	V	295	1.79	-
PK	5.1492G	70.17	74.00	-3.83	3.90	3	V	0	2.12	-
AV	5.204G	116.03	Inf	-Inf	4.01	3	V	0	2.12	-
PK	5.59904G	63.42	74.00	-10.58	13.52	3	V	295	1.79	-





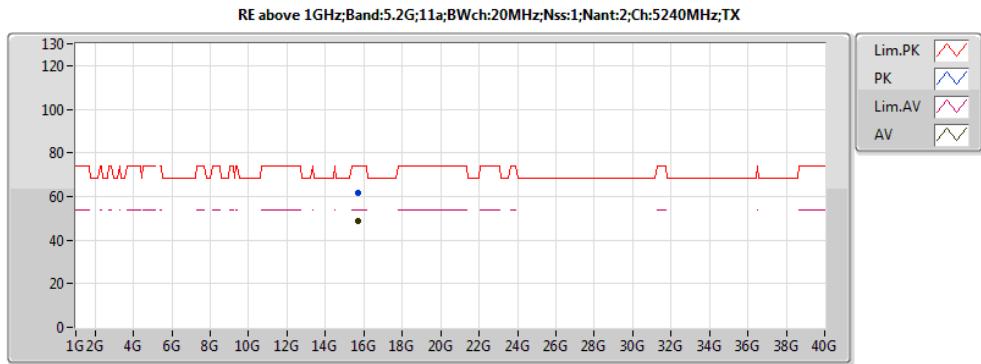
20160919
2TX-Non-TXBF
EUT Z
setting 23
Z-1-10

Type	Freq(Hz)	Level(dBuV/m)	Limit(dBuV/m)	Margin(dB)	Factor(dB)	Dist(m)	Pol.(H/V)	Azimuth(°)	Height(m)	Comments
AV	5.1404G	44.82	54.00	-9.18	3.88	3	H	183	2.20	-
AV	5.237G	108.54	Inf	-Inf	4.08	3	H	183	2.20	-
AV	5.387G	44.12	54.00	-9.88	4.38	3	H	183	2.20	-
PK	5.1362G	56.75	74.00	-17.25	3.87	3	H	183	2.20	-
PK	5.237G	119.55	Inf	-Inf	4.08	3	H	183	2.20	-
PK	5.3594G	56.11	74.00	-17.89	4.32	3	H	183	2.20	-



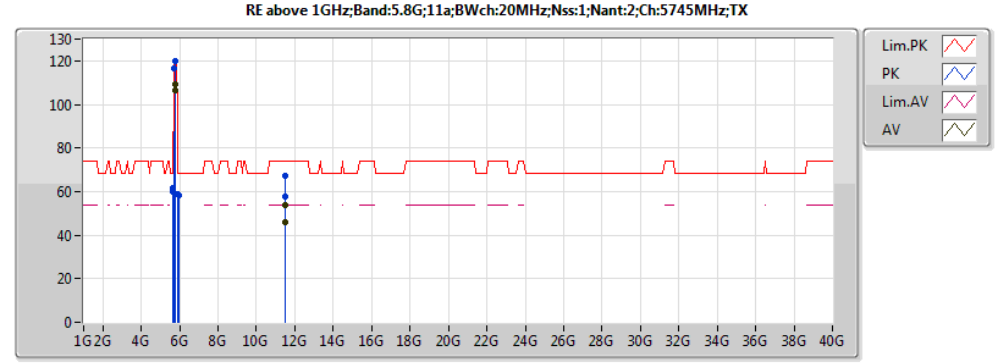
20160919
2TX-Non-TXBF
EUT Z
setting 23
Z-1

Type	Freq(Hz)	Level(dBuV/m)	Limit(dBuV/m)	Margin(dB)	Factor(dB)	Dist(m)	Pol.(H/V)	Azimuth(°)	Height(m)	Comments
AV	15.7176G	46.69	54.00	-7.31	13.38	3	V	279	1.49	-
PK	15.72304G	60.06	74.00	-13.94	13.37	3	V	279	1.49	-



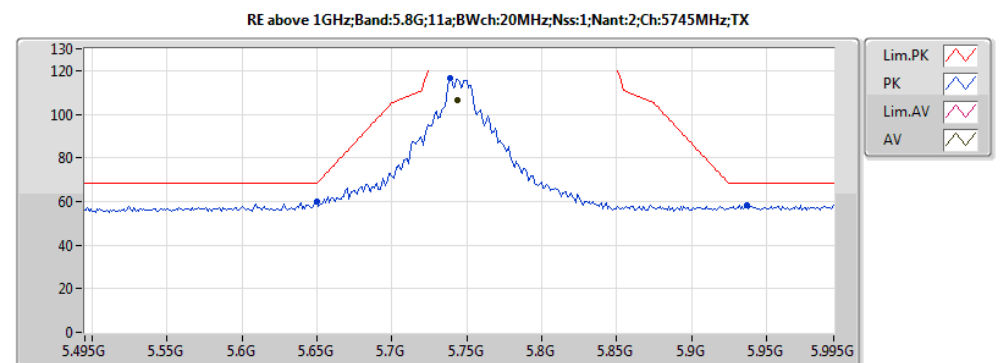
20160919
2TX-Non-TXBF
EUT Z
setting 23
Z-1

Type	Freq(Hz)	Level(dBuV/m)	Limit(dBuV/m)	Margin(dB)	Factor(dB)	Dist(m)	Pol.(H/V)	Azimuth(°)	Height(m)	Comments
AV	15.71736G	48.50	54.00	-5.50	13.38	3	H	242	1.78	-
PK	15.71904G	61.53	74.00	-12.47	13.38	3	H	242	1.78	-



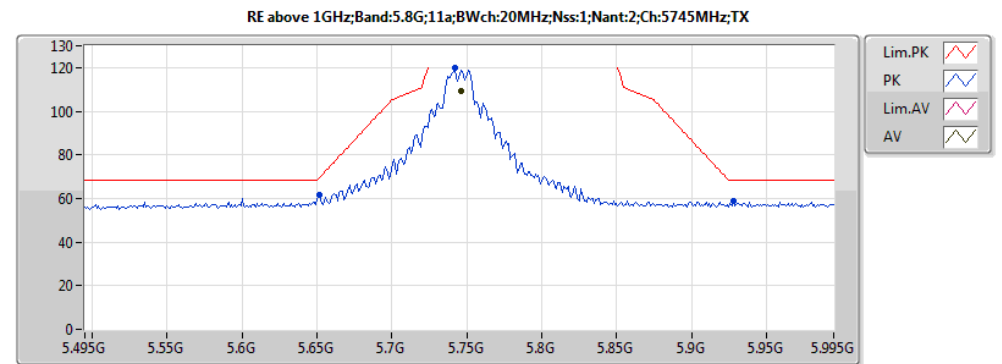
20160919
2TX-Non-TXBF
EUT Z
setting 22.5
Z-1

Type	Freq(Hz)	Level(dBuV/m)	Limit(dBuV/m)	Margin(dB)	Factor(dB)	Dist(m)	Pol.(H/V)	Azimuth(°)	Height(m)	Comments
AV	5.746G	109.15	Inf	-Inf	5.39	3	H	196	2.35	-
AV	11.49004G	53.83	54.00	-0.17	11.78	3	H	38	1.89	-
PK	5.652G	61.72	69.68	-7.96	5.00	3	H	196	2.35	-
PK	5.742G	119.67	Inf	-Inf	5.38	3	H	196	2.35	-
PK	5.928G	58.63	68.20	-9.57	5.99	3	H	196	2.35	-
PK	11.49156G	66.99	74.00	-7.01	11.78	3	H	38	1.89	-
AV	5.744G	106.37	Inf	-Inf	5.38	3	V	41	2.43	-
AV	11.492G	45.83	54.00	-8.17	11.78	3	V	327	1.69	-
PK	5.65G	60.00	68.20	-8.20	4.99	3	V	41	2.43	-
PK	5.739G	116.35	Inf	-Inf	5.36	3	V	41	2.43	-
PK	5.937G	58.13	68.20	-10.07	6.02	3	V	41	2.43	-
PK	11.487G	57.70	74.00	-16.30	11.78	3	V	327	1.69	-



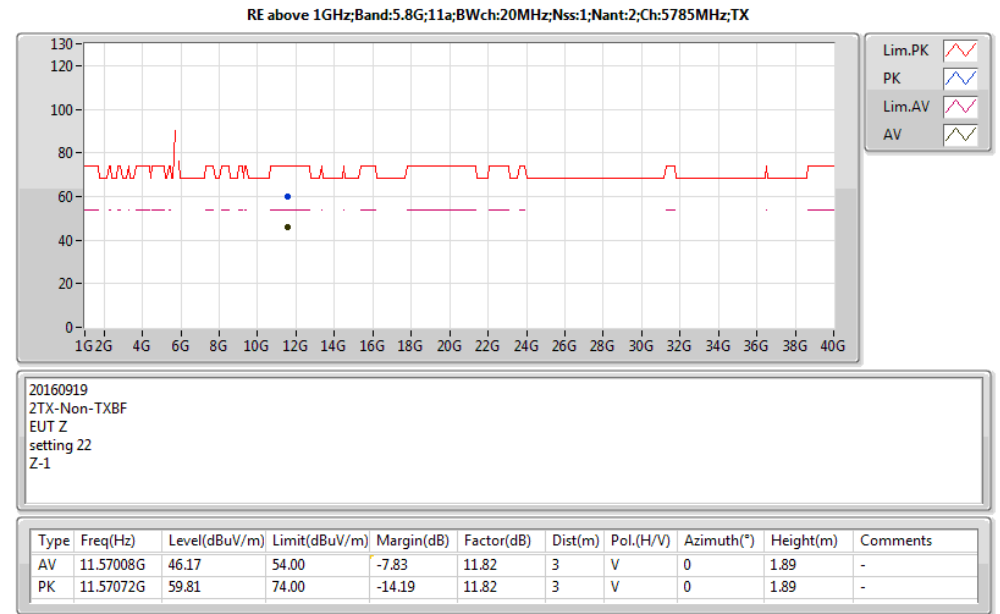
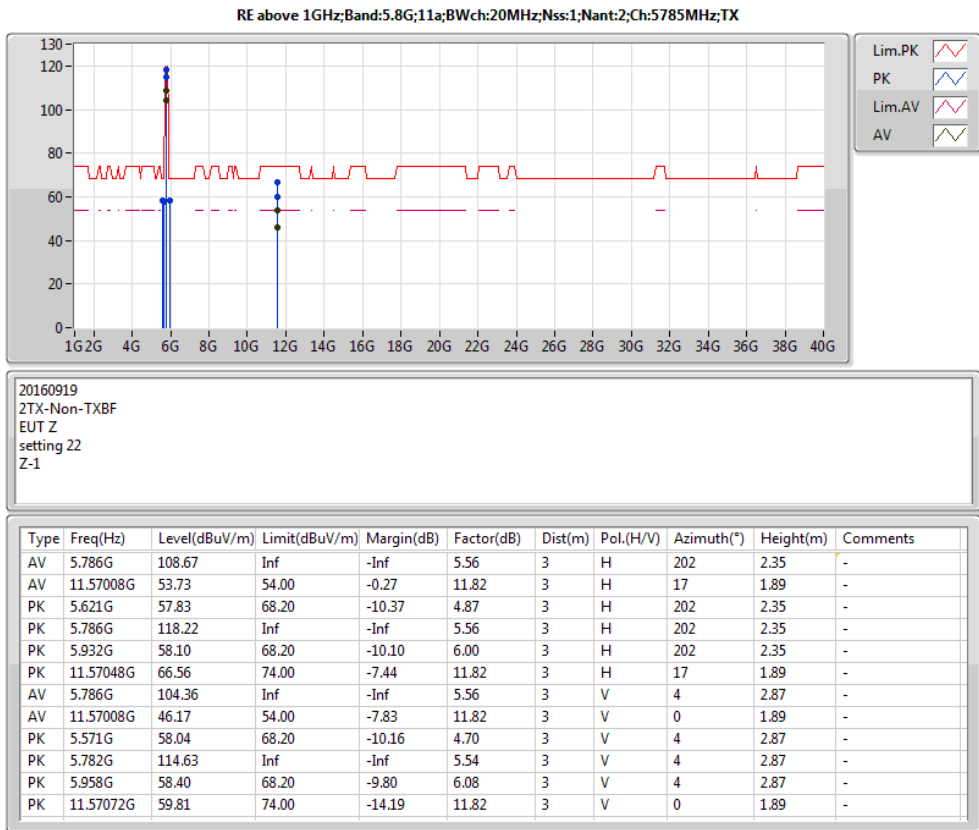
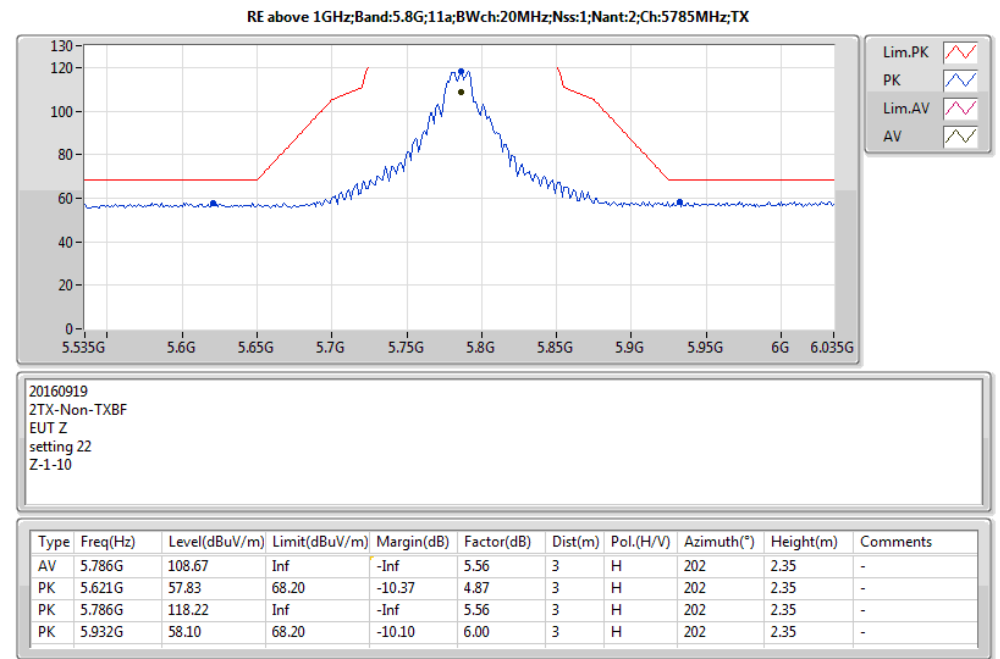
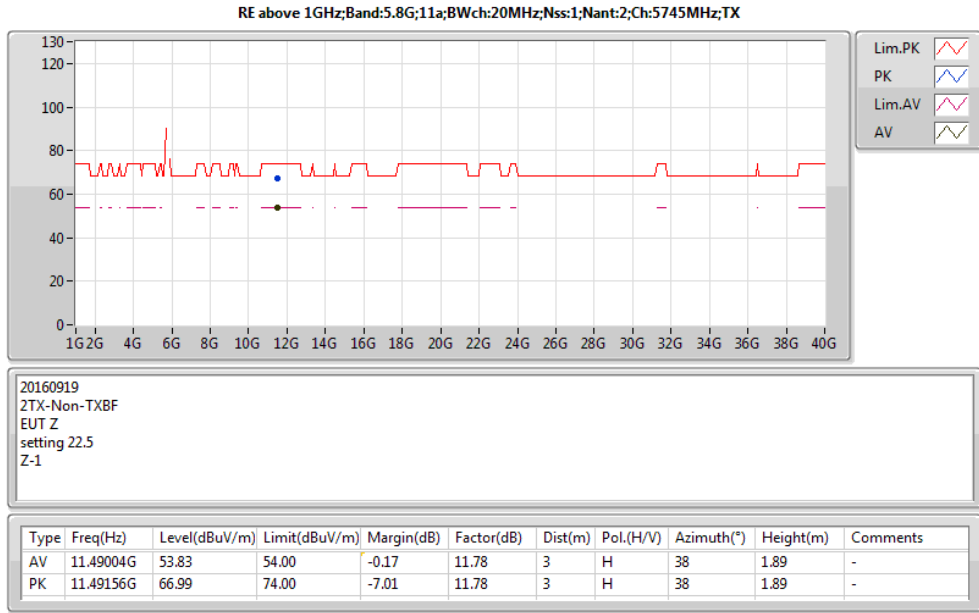
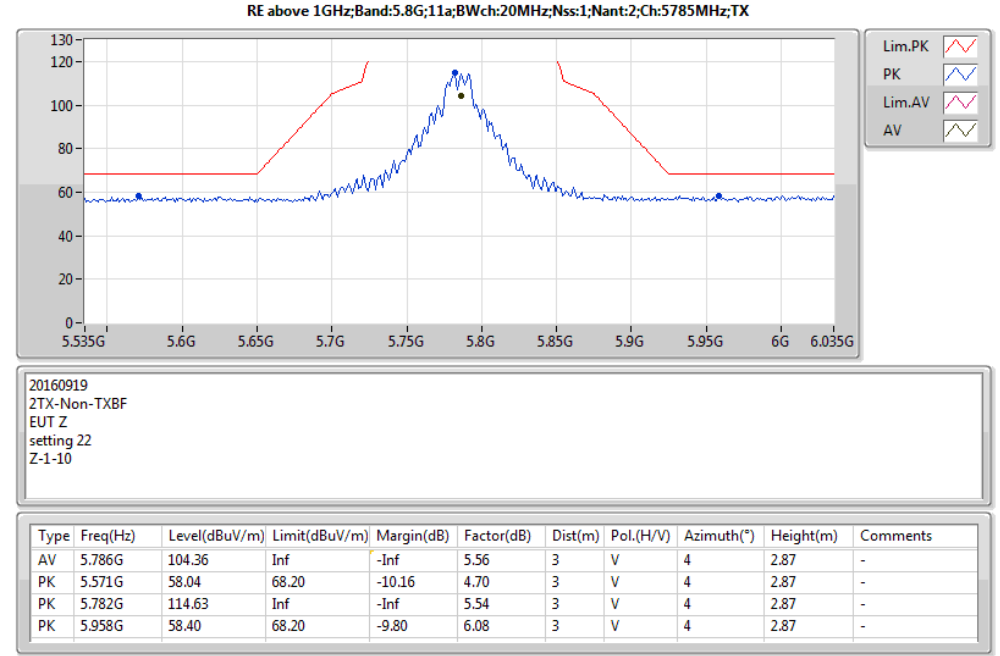
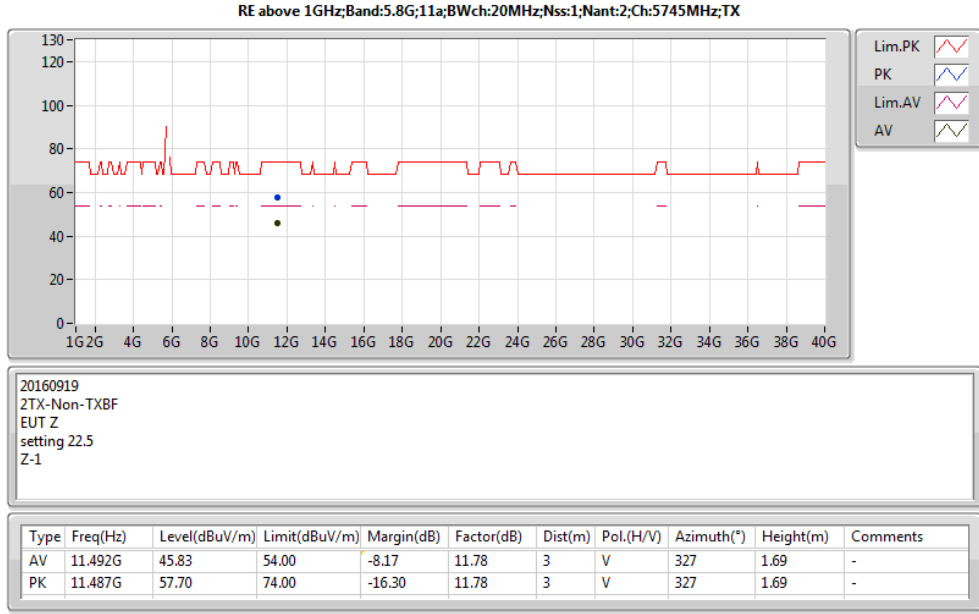
20160919
2TX-Non-TXBF
EUT Z
setting 22.5
Z-1-10

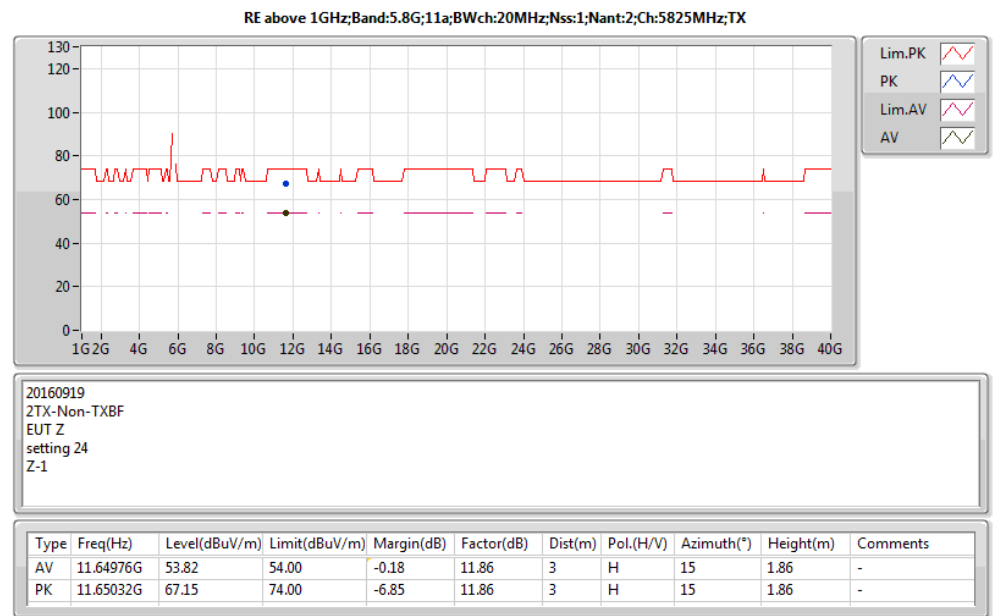
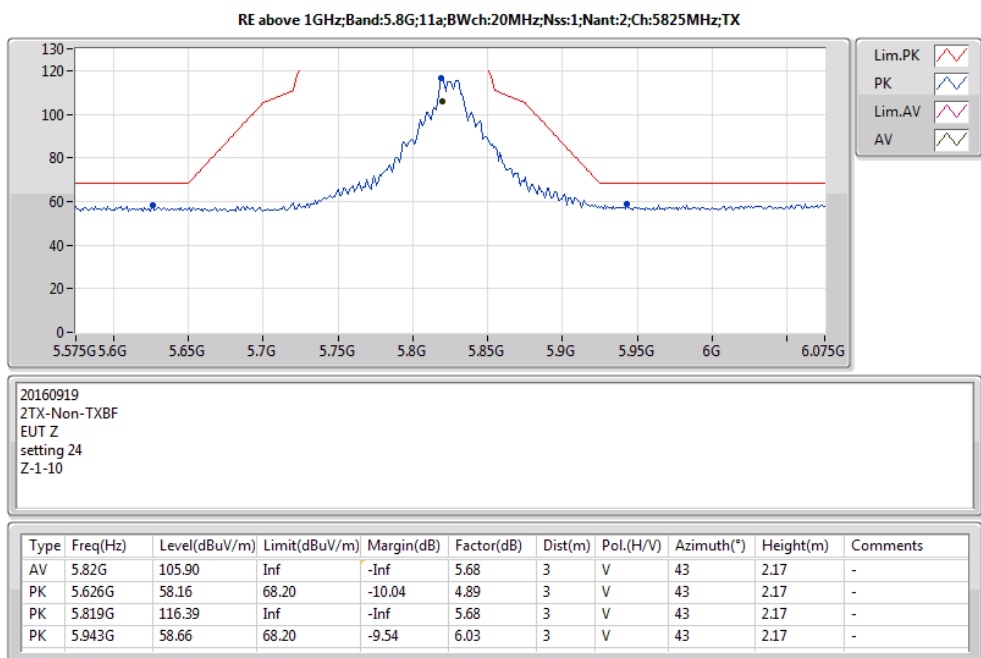
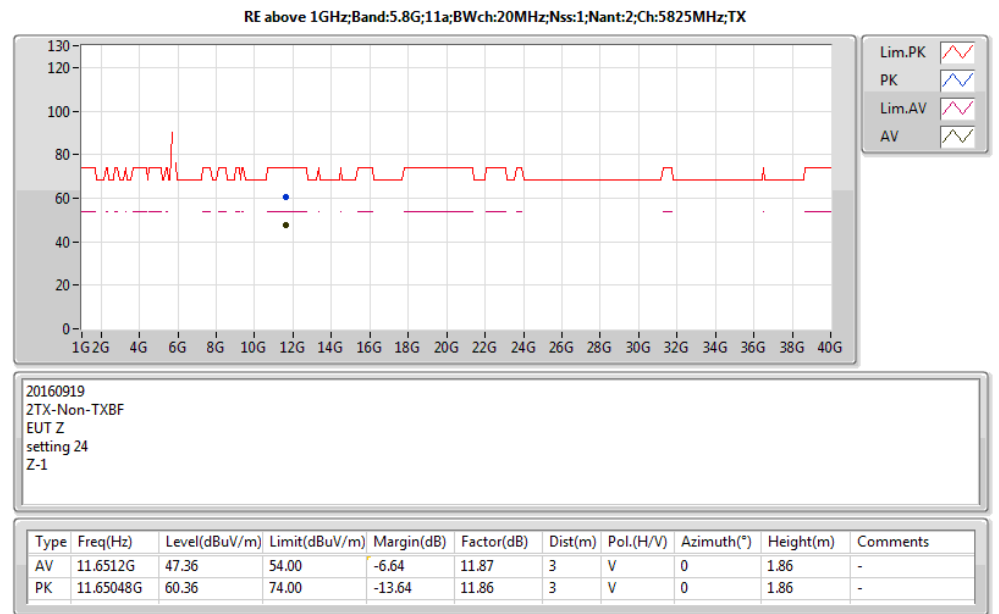
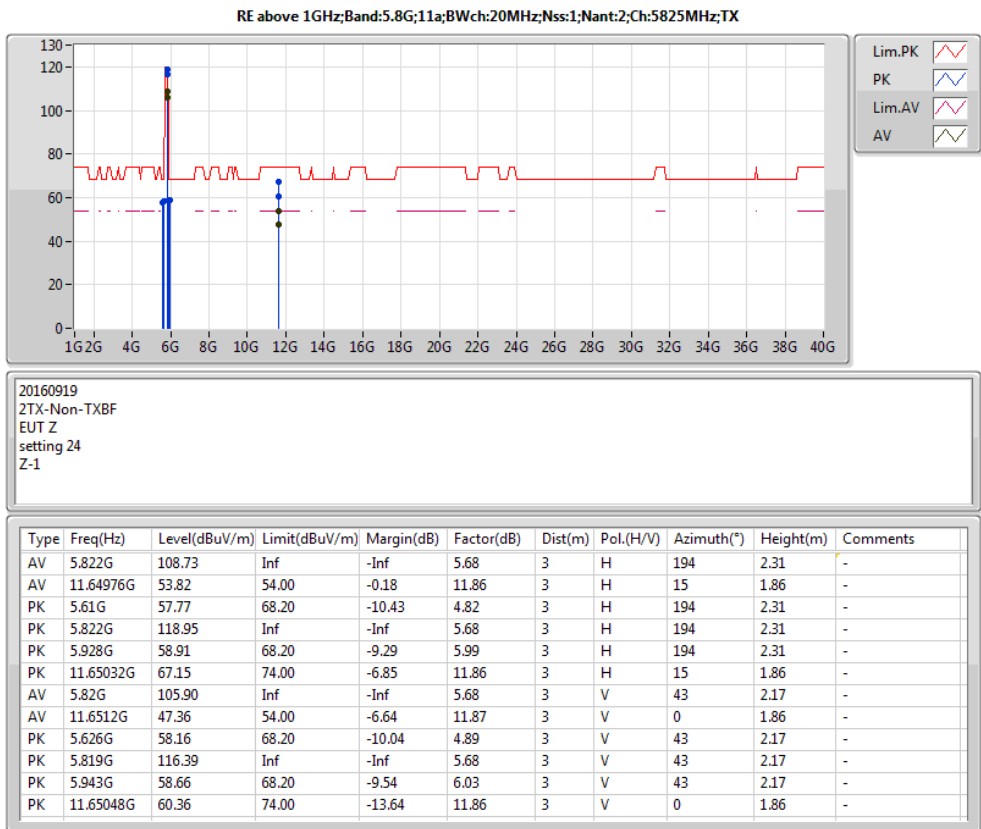
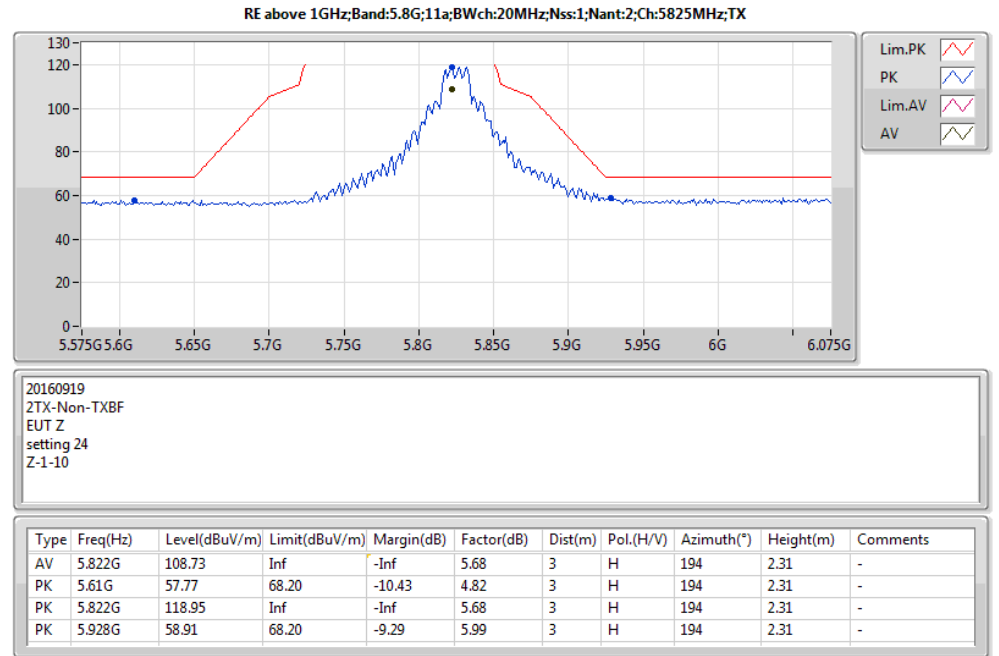
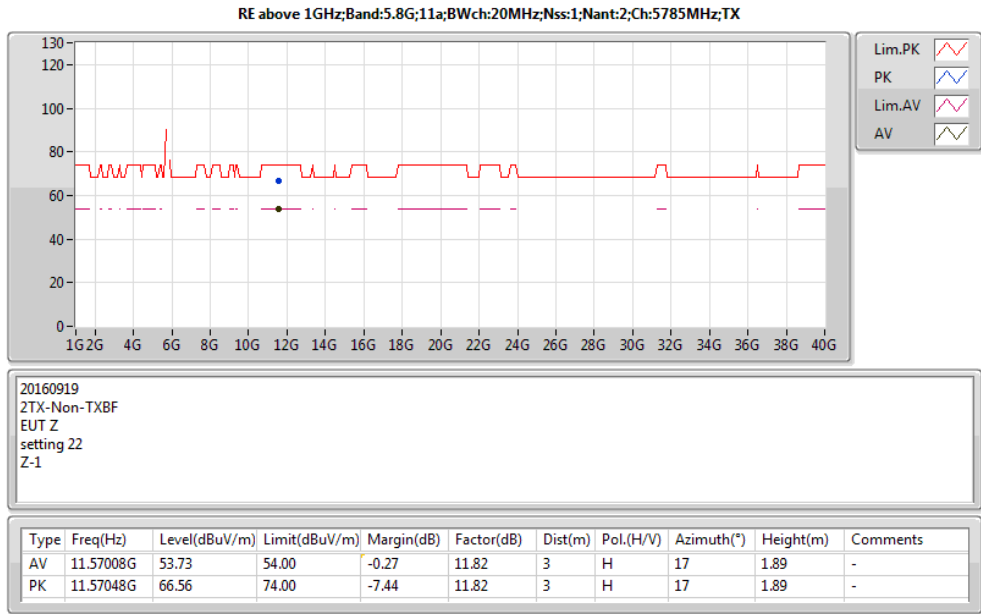
Type	Freq(Hz)	Level(dBuV/m)	Limit(dBuV/m)	Margin(dB)	Factor(dB)	Dist(m)	Pol.(H/V)	Azimuth(°)	Height(m)	Comments
AV	5.744G	106.37	Inf	-Inf	5.38	3	V	41	2.43	-
PK	5.65G	60.00	68.20	-8.20	4.99	3	V	41	2.43	-
PK	5.739G	116.35	Inf	-Inf	5.36	3	V	41	2.43	-
PK	5.937G	58.13	68.20	-10.07	6.02	3	V	41	2.43	-

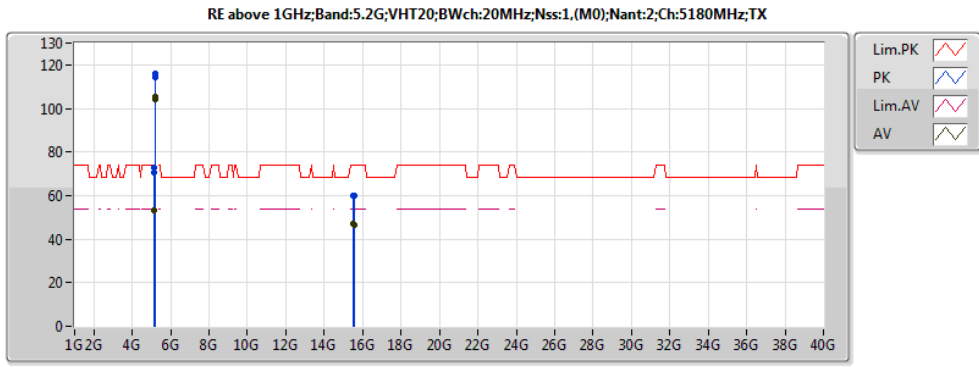


20160919
2TX-Non-TXBF
EUT Z
setting 22.5
Z-1-10

Type	Freq(Hz)	Level(dBuV/m)	Limit(dBuV/m)	Margin(dB)	Factor(dB)	Dist(m)	Pol.(H/V)	Azimuth(°)	Height(m)	Comments
AV	5.746G	109.15	Inf	-Inf	5.39	3	H	196	2.35	-
PK	5.652G	61.72	69.68	-7.96	5.00	3	H	196	2.35	-
PK	5.742G	119.67	Inf	-Inf	5.38	3	H	196	2.35	-
PK	5.928G	58.63	68.20	-9.57	5.99	3	H	196	2.35	-

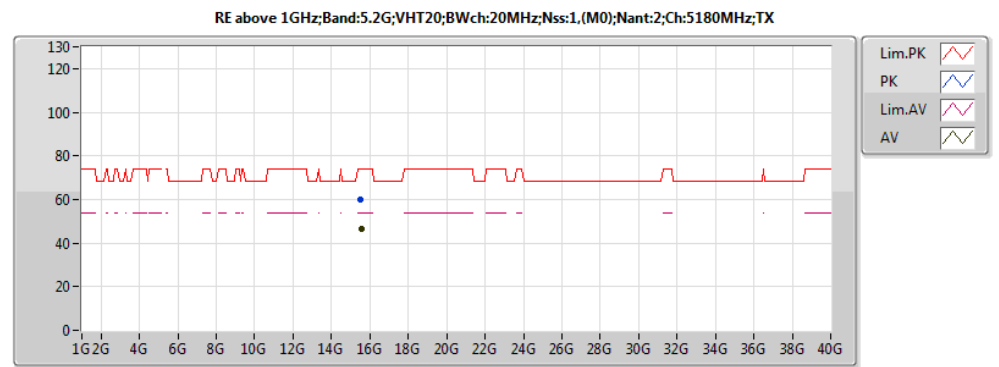






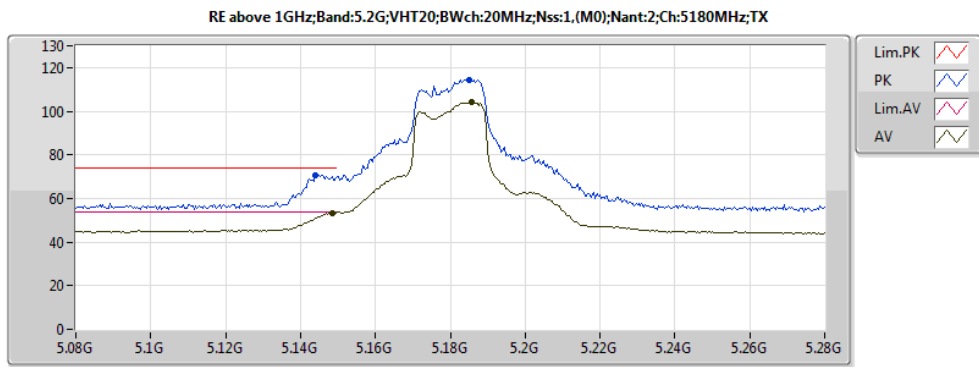
20160921
2TX-Non-TXBF
EUT Z
setting 20
Z-1

Type	Freq(Hz)	Level(dBuV/m)	Limit(dBuV/m)	Margin(dB)	Factor(dB)	Dist(m)	Pol.(H/V)	Azimuth(°)	Height(m)	Comments
AV	5.1488G	53.44	54.00	-0.56	3.90	3	H	172	2.37	-
AV	5.1856G	105.17	Inf	-Inf	3.97	3	H	172	2.37	-
AV	15.53532G	46.83	54.00	-7.17	13.59	3	H	255	2.10	-
PK	5.144G	72.60	74.00	-1.40	3.89	3	H	172	2.37	-
PK	5.184G	116.21	Inf	-Inf	3.97	3	H	172	2.37	-
PK	15.547G	60.17	74.00	-13.83	13.58	3	H	255	2.10	-
AV	5.1484G	53.42	54.00	-0.58	3.90	3	V	49	1.00	-
AV	5.1856G	104.16	Inf	-Inf	3.97	3	V	49	1.00	-
AV	15.54708G	46.63	54.00	-7.37	13.58	3	V	239	1.69	-
PK	5.144G	70.87	74.00	-3.13	3.89	3	V	49	1.00	-
PK	5.1852G	114.51	Inf	-Inf	3.97	3	V	49	1.00	-
PK	15.53688G	59.98	74.00	-14.02	13.59	3	V	239	1.69	-



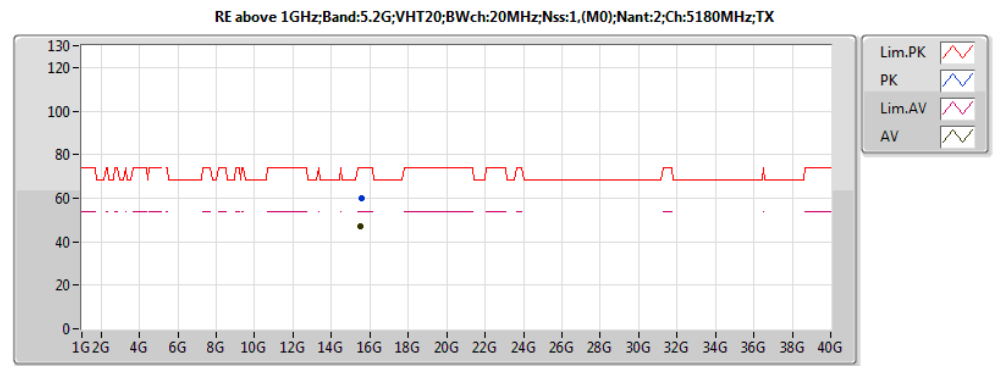
20160921
2TX-Non-TXBF
EUT Z
setting 20
Z-1

Type	Freq(Hz)	Level(dBuV/m)	Limit(dBuV/m)	Margin(dB)	Factor(dB)	Dist(m)	Pol.(H/V)	Azimuth(°)	Height(m)	Comments
AV	15.54708G	46.63	54.00	-7.37	13.58	3	V	239	1.69	-
PK	15.53688G	59.98	74.00	-14.02	13.59	3	V	239	1.69	-



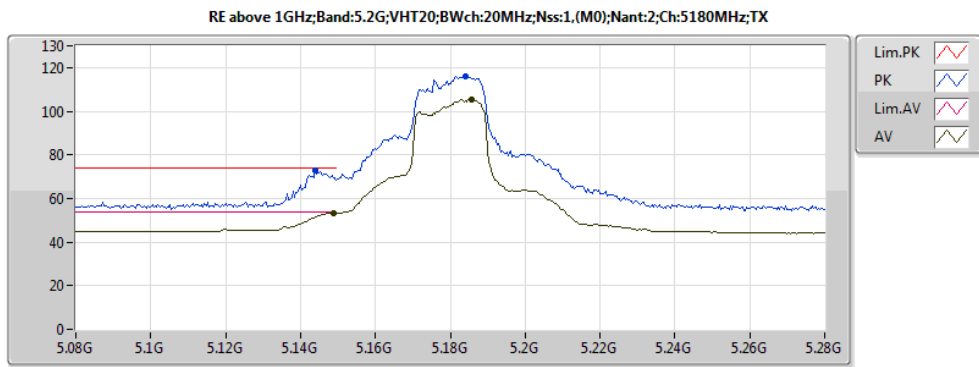
20160919
2TX-Non-TXBF
EUT Z
setting 20
N-2-10

Type	Freq(Hz)	Level(dBuV/m)	Limit(dBuV/m)	Margin(dB)	Factor(dB)	Dist(m)	Pol.(H/V)	Azimuth(°)	Height(m)	Comments
AV	5.1484G	53.42	54.00	-0.58	3.90	3	V	49	1.00	-
AV	5.1856G	104.16	Inf	-Inf	3.97	3	V	49	1.00	-
PK	5.144G	70.87	74.00	-3.13	3.89	3	V	49	1.00	-
PK	5.1852G	114.51	Inf	-Inf	3.97	3	V	49	1.00	-



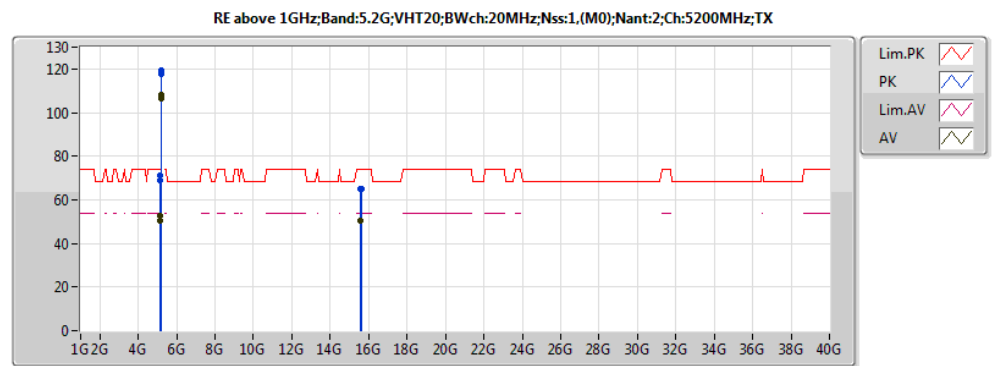
20160921
2TX-Non-TXBF
EUT Z
setting 20
Z-1

Type	Freq(Hz)	Level(dBuV/m)	Limit(dBuV/m)	Margin(dB)	Factor(dB)	Dist(m)	Pol.(H/V)	Azimuth(°)	Height(m)	Comments
AV	15.53532G	46.83	54.00	-7.17	13.59	3	H	255	2.10	-
PK	15.547G	60.17	74.00	-13.83	13.58	3	H	255	2.10	-



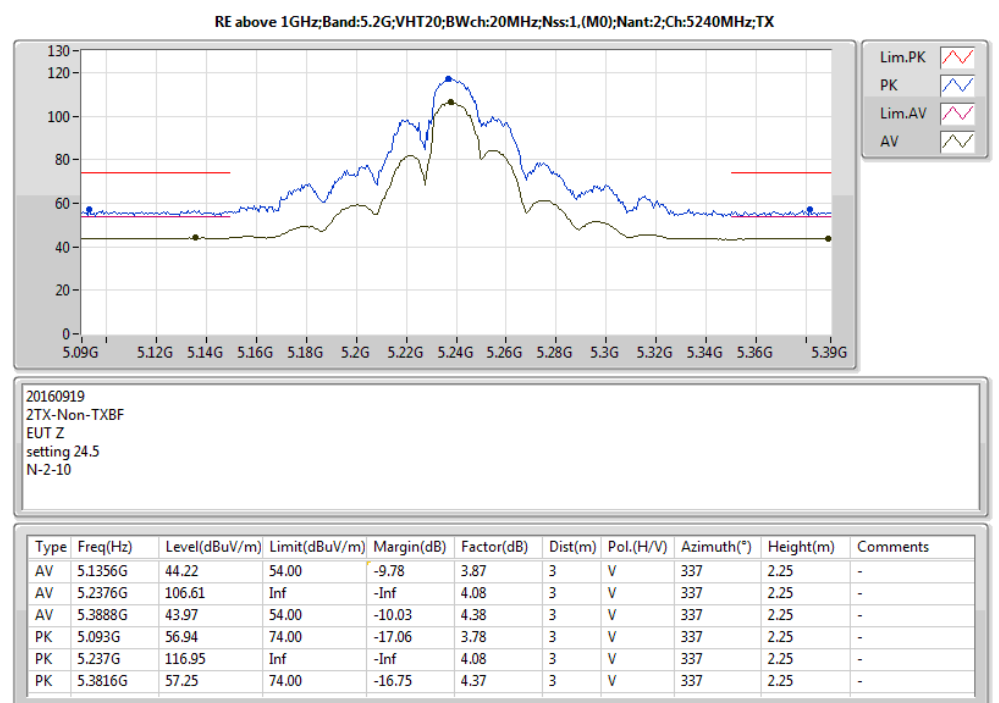
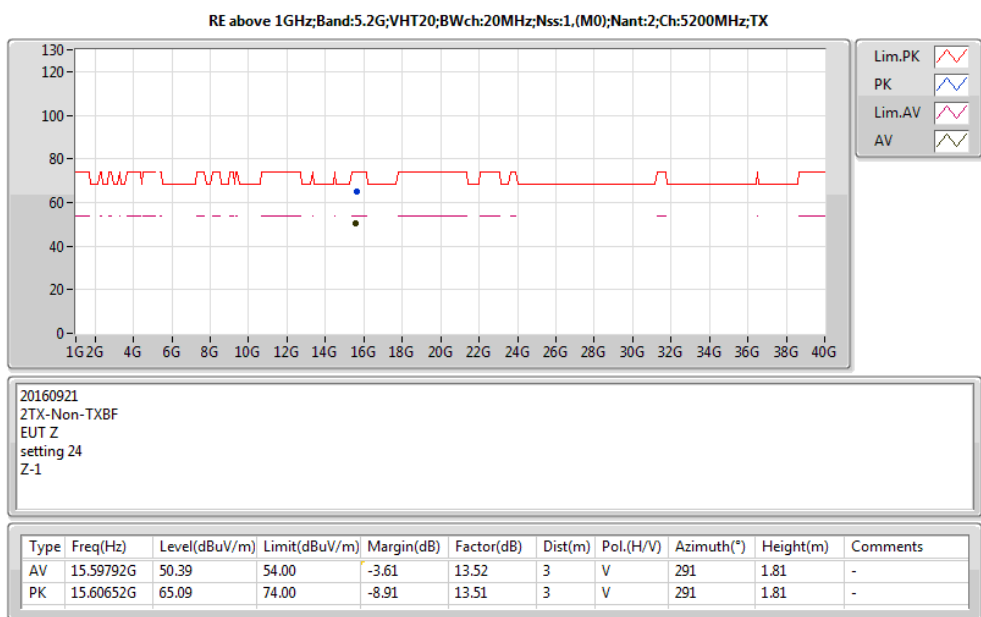
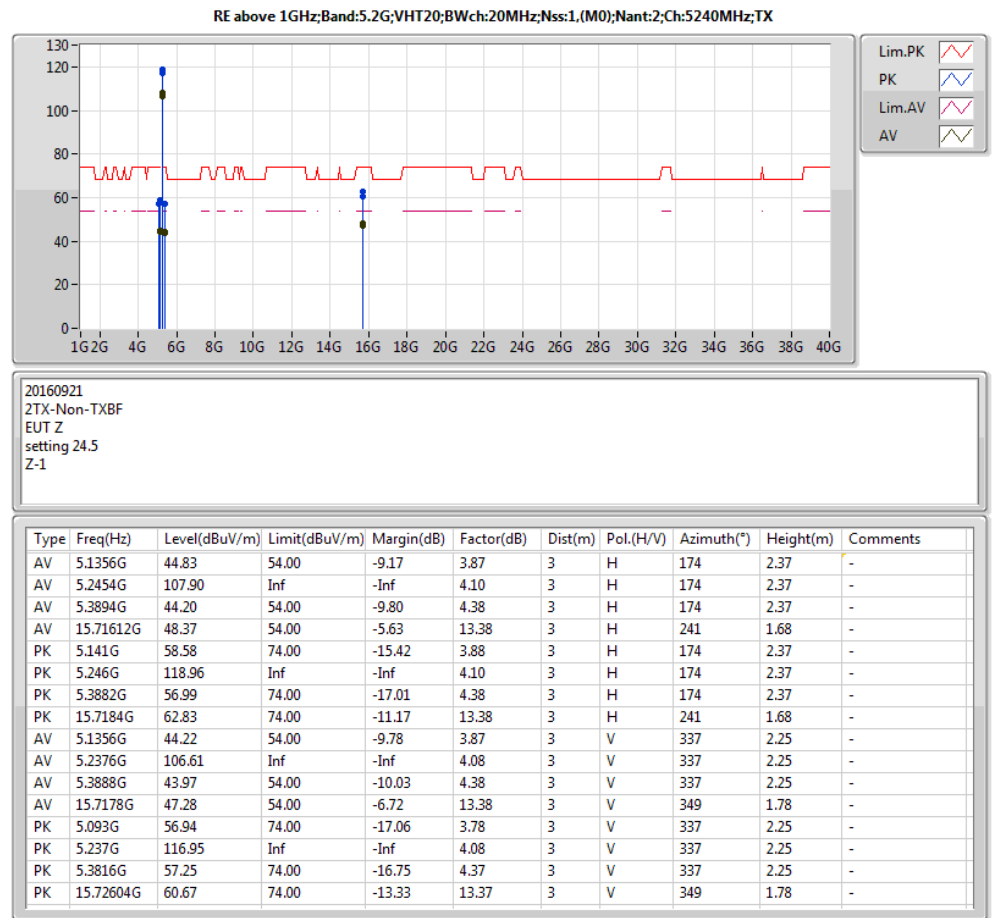
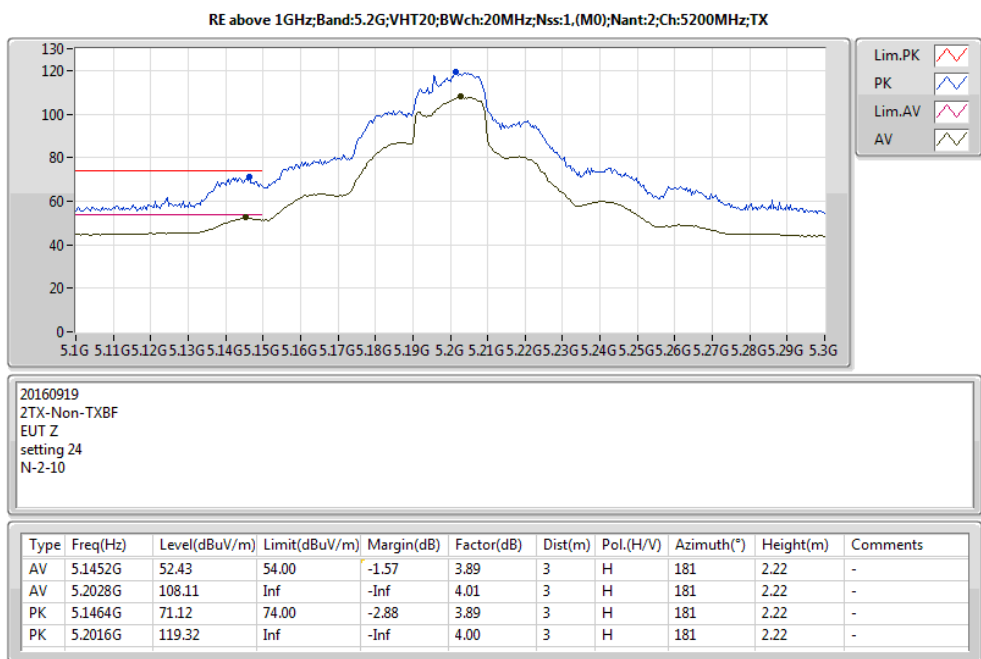
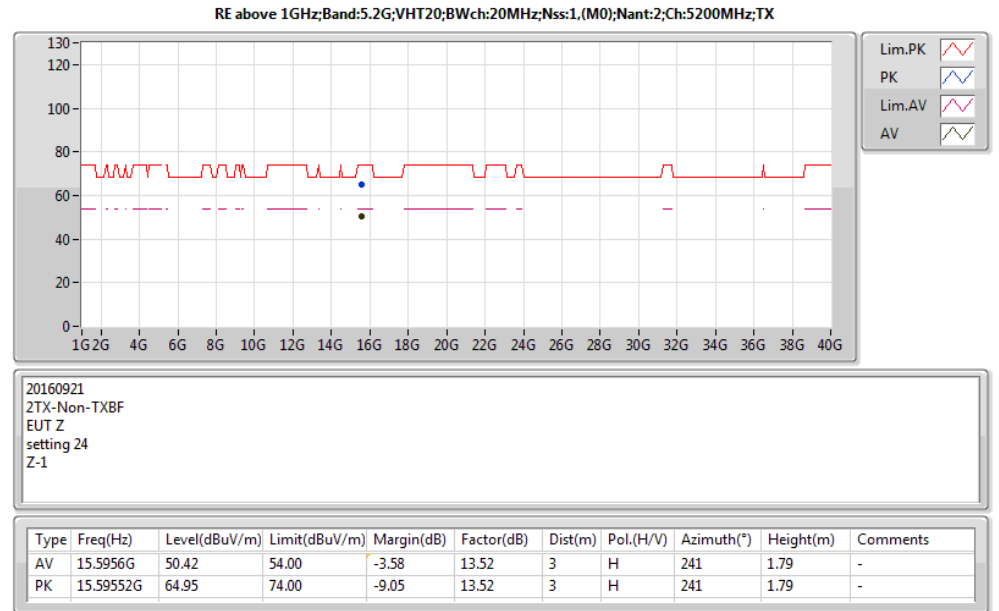
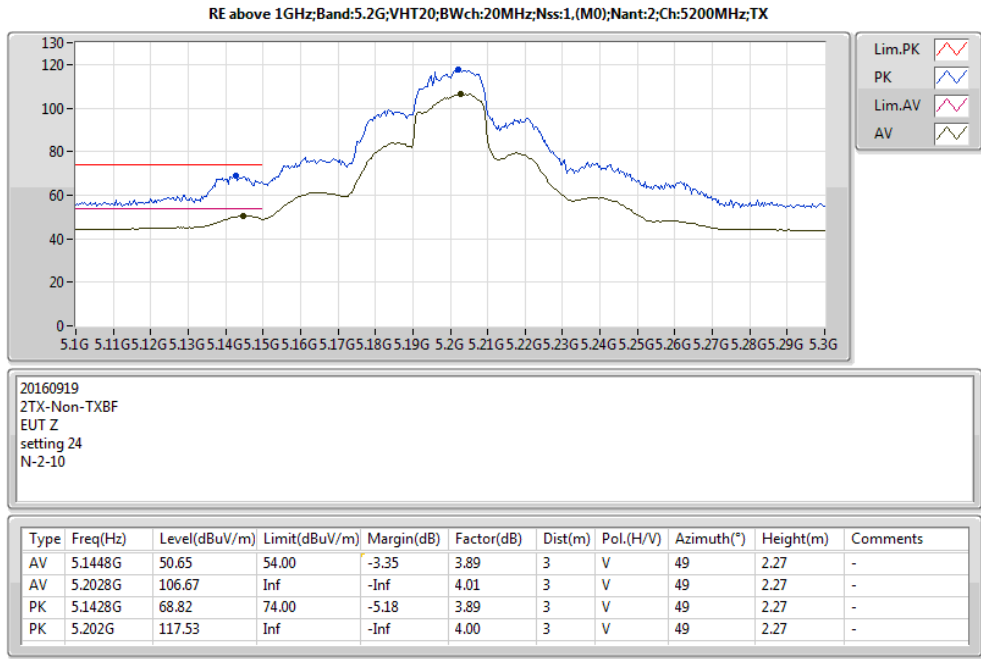
20160919
2TX-Non-TXBF
EUT Z
setting 20
N-2-10

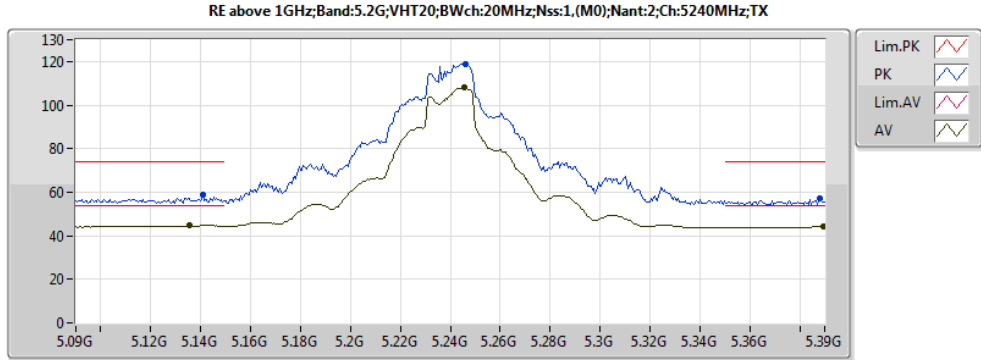
Type	Freq(Hz)	Level(dBuV/m)	Limit(dBuV/m)	Margin(dB)	Factor(dB)	Dist(m)	Pol.(H/V)	Azimuth(°)	Height(m)	Comments
AV	5.1488G	53.44	54.00	-0.56	3.90	3	H	172	2.37	-
AV	5.1856G	105.17	Inf	-Inf	3.97	3	H	172	2.37	-
PK	5.144G	72.60	74.00	-1.40	3.89	3	H	172	2.37	-
PK	5.184G	116.21	Inf	-Inf	3.97	3	H	172	2.37	-



20160921
2TX-Non-TXBF
EUT Z
setting 24
Z-1

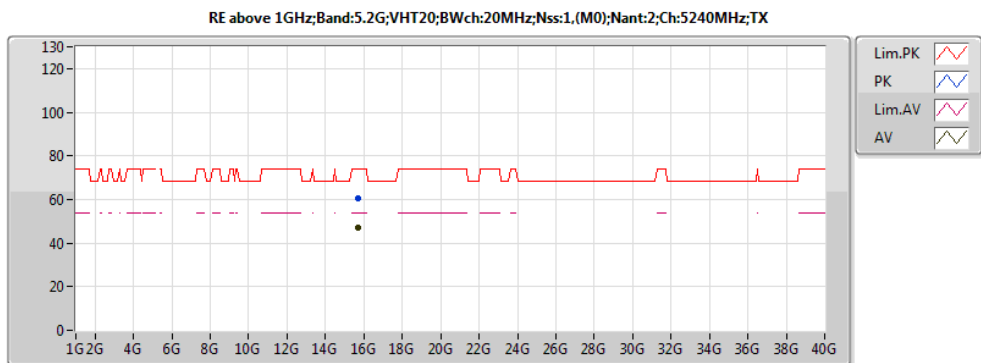
Type	Freq(Hz)	Level(dBuV/m)	Limit(dBuV/m)	Margin(dB)	Factor(dB)	Dist(m)	Pol.(H/V)	Azimuth(°)	Height(m)	Comments
AV	5.1452G	52.43	54.00	-1.57	3.89	3	H	181	2.22	-
AV	5.2028G	108.11	Inf	-Inf	4.01	3	H	181	2.22	-
AV	15.5956G	50.42	54.00	-3.58	13.52	3	H	241	1.79	-
PK	5.1464G	71.12	74.00	-2.88	3.89	3	H	181	2.22	-
PK	5.2016G	119.32	Inf	-Inf	4.00	3	H	181	2.22	-
PK	15.59552G	64.95	74.00	-9.05	13.52	3	H	241	1.79	-
AV	5.1448G	50.65	54.00	-3.35	3.89	3	V	49	2.27	-
AV	5.2028G	106.67	Inf	-Inf	4.01	3	V	49	2.27	-
AV	15.59792G	50.39	54.00	-3.61	13.52	3	V	291	1.81	-
PK	5.1428G	68.82	74.00	-5.18	3.89	3	V	49	2.27	-
PK	5.202G	117.53	Inf	-Inf	4.00	3	V	49	2.27	-
PK	15.60652G	65.09	74.00	-8.91	13.51	3	V	291	1.81	-





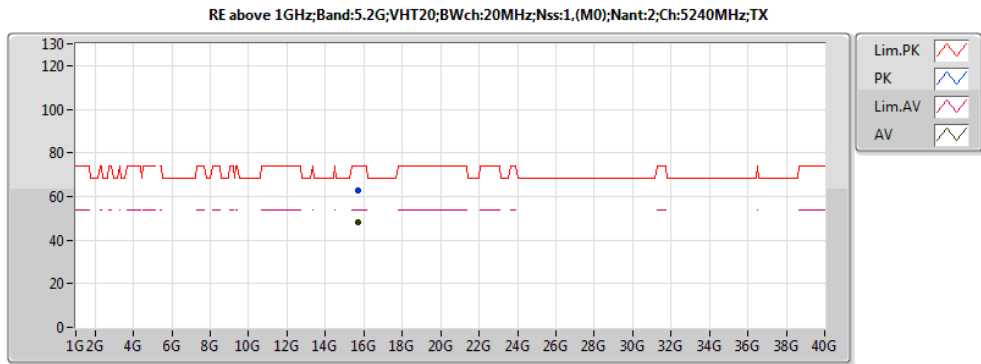
20160919
2TX-Non-TXBF
EUT Z
setting 24.5
N-2-10

Type	Freq(Hz)	Level(dBuV/m)	Limit(dBuV/m)	Margin(dB)	Factor(dB)	Dist(m)	Pol.(H/V)	Azimuth(°)	Height(m)	Comments
AV	5.1356G	44.83	54.00	-9.17	3.87	3	H	174	2.37	-
AV	5.2454G	107.90	Inf	-Inf	4.10	3	H	174	2.37	-
AV	5.3894G	44.20	54.00	-9.80	4.38	3	H	174	2.37	-
PK	5.141G	58.58	74.00	-15.42	3.88	3	H	174	2.37	-
PK	5.246G	118.96	Inf	-Inf	4.10	3	H	174	2.37	-
PK	5.3882G	56.99	74.00	-17.01	4.38	3	H	174	2.37	-



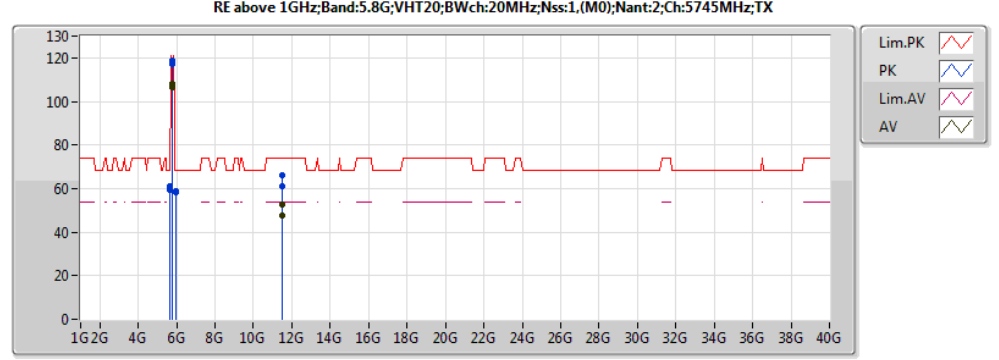
20160921
2TX-Non-TXBF
EUT Z
setting 24.5
Z-1

Type	Freq(Hz)	Level(dBuV/m)	Limit(dBuV/m)	Margin(dB)	Factor(dB)	Dist(m)	Pol.(H/V)	Azimuth(°)	Height(m)	Comments
AV	15.7178G	47.28	54.00	-6.72	13.38	3	V	349	1.78	-
PK	15.72604G	60.67	74.00	-13.33	13.37	3	V	349	1.78	-



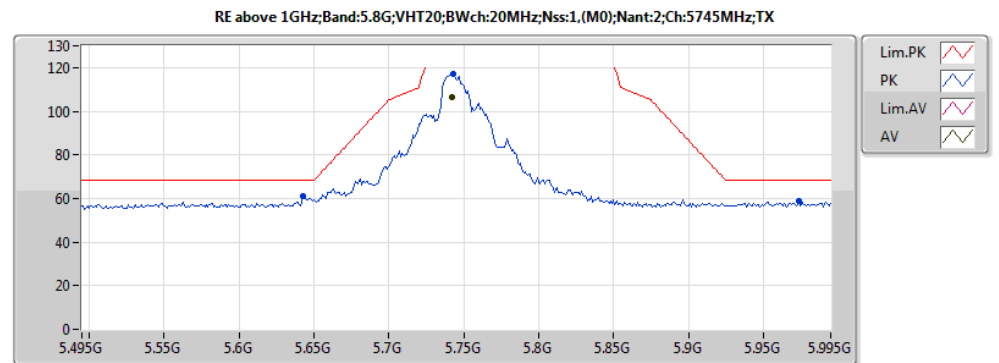
20160921
2TX-Non-TXBF
EUT Z
setting 24.5
Z-1

Type	Freq(Hz)	Level(dBuV/m)	Limit(dBuV/m)	Margin(dB)	Factor(dB)	Dist(m)	Pol.(H/V)	Azimuth(°)	Height(m)	Comments
AV	15.71612G	48.37	54.00	-5.63	13.38	3	H	241	1.68	-
PK	15.7184G	62.83	74.00	-11.17	13.38	3	H	241	1.68	-



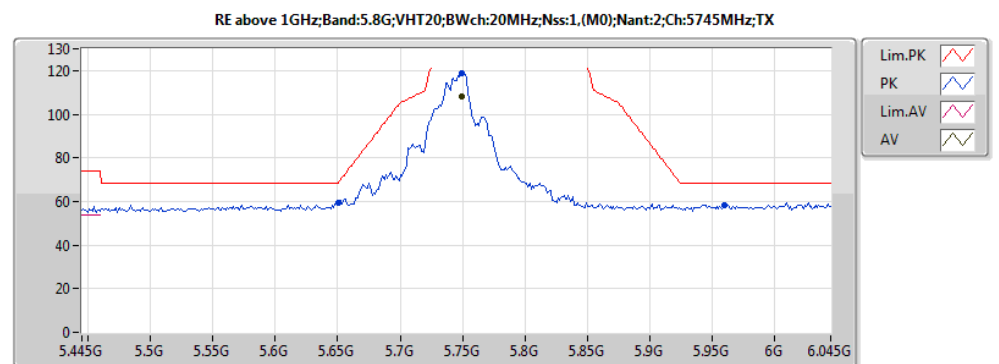
20160921
2TX-Non-TXBF
EUT Z
setting 25
Z-1

Type	Freq(Hz)	Level(dBuV/m)	Limit(dBuV/m)	Margin(dB)	Factor(dB)	Dist(m)	Pol.(H/V)	Azimuth(°)	Height(m)	Comments
AV	5.7498G	108.21	Inf	-Inf	5.41	3	H	183	2.18	-
AV	11.4896G	52.50	54.00	-1.50	11.78	3	H	8	1.60	-
PK	5.6502G	59.24	68.35	-9.10	4.99	3	H	183	2.18	-
PK	5.7498G	118.94	Inf	-Inf	5.41	3	H	183	2.18	-
PK	5.9598G	58.38	68.20	-9.82	6.08	3	H	183	2.18	-
PK	11.4924G	66.37	74.00	-7.63	11.78	3	H	8	1.60	-
AV	5.742G	106.71	Inf	-Inf	5.38	3	V	33	2.44	-
AV	11.48944G	47.66	54.00	-6.34	11.78	3	V	326	2.73	-
PK	5.643G	60.81	68.20	-7.39	4.96	3	V	33	2.44	-
PK	5.743G	117.21	Inf	-Inf	5.38	3	V	33	2.44	-
PK	5.974G	58.59	68.20	-9.61	6.12	3	V	33	2.44	-
PK	11.48624G	61.33	74.00	-12.67	11.78	3	V	326	2.73	-



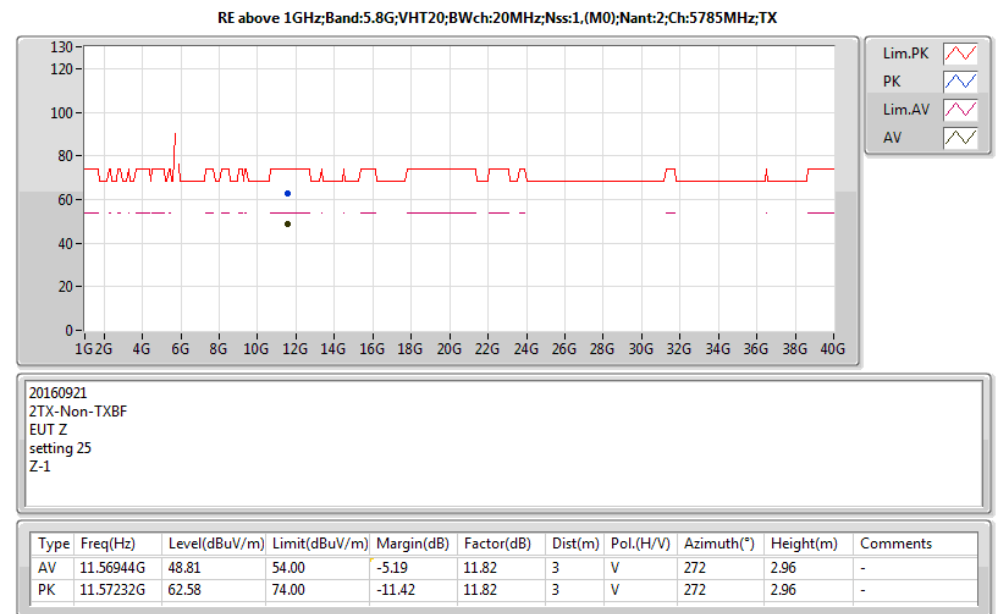
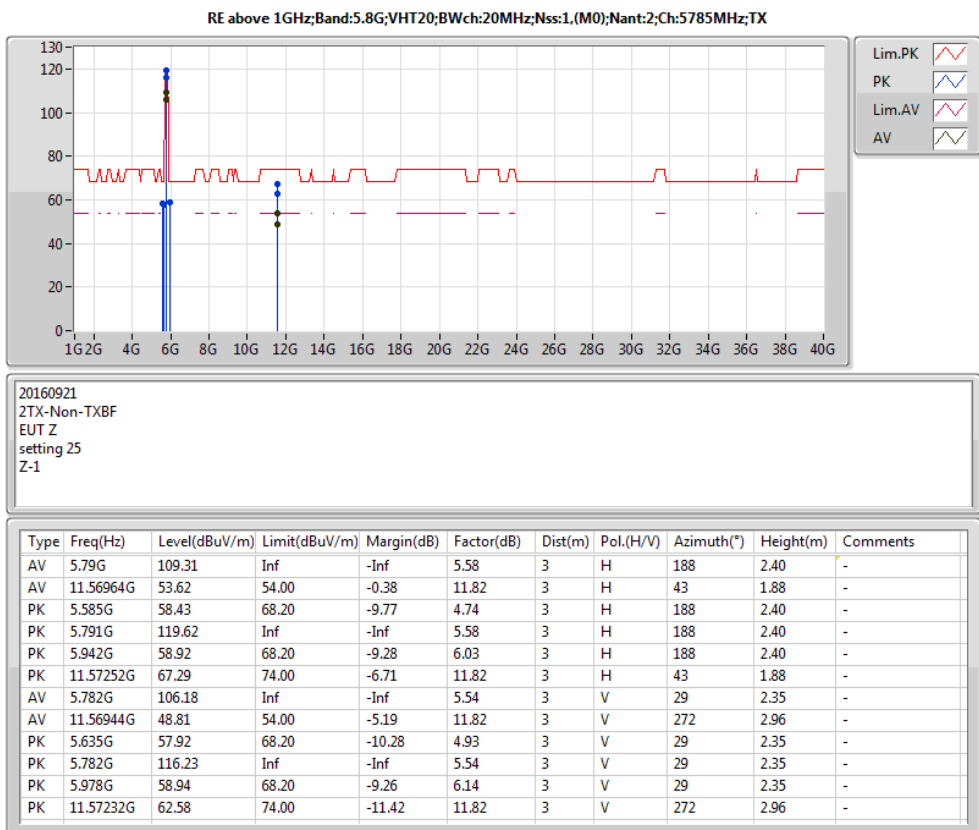
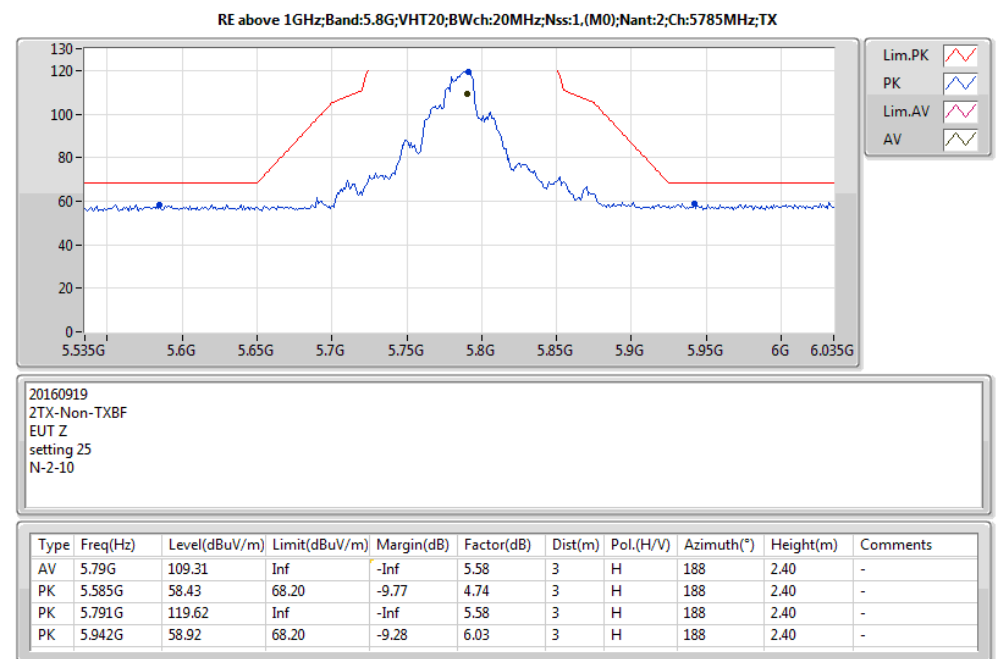
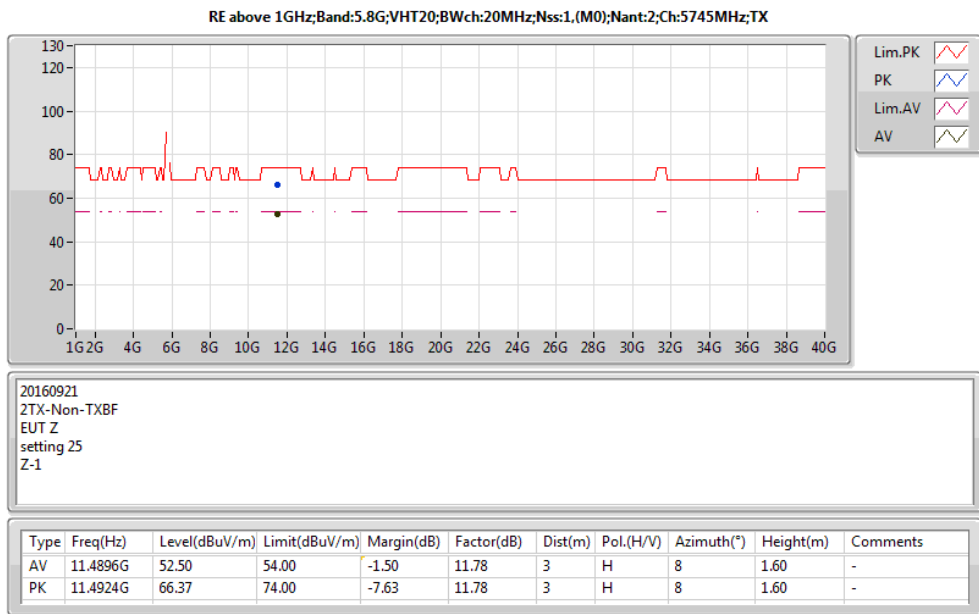
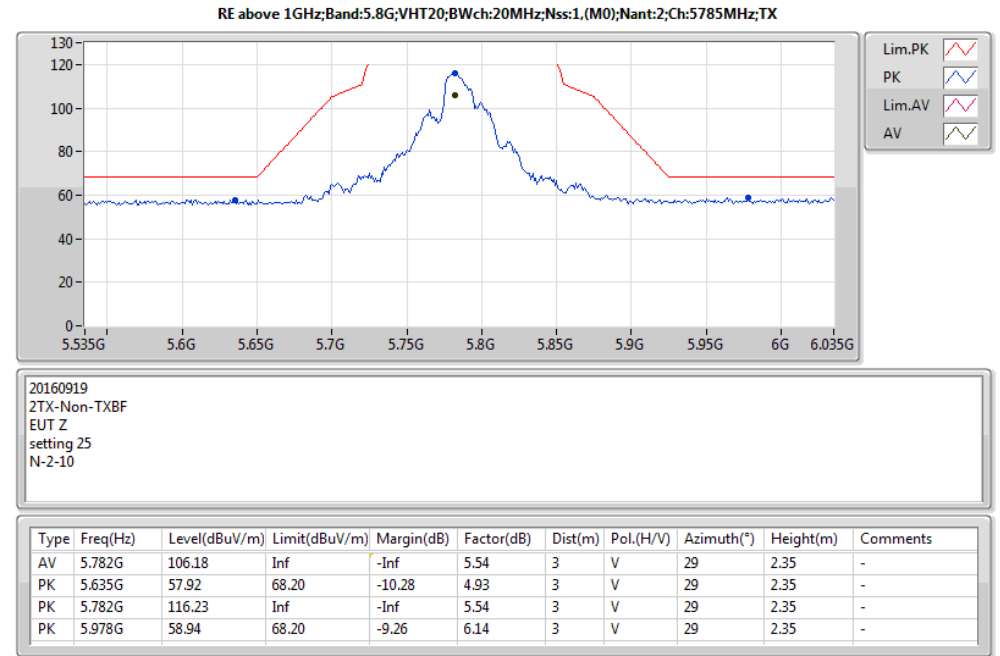
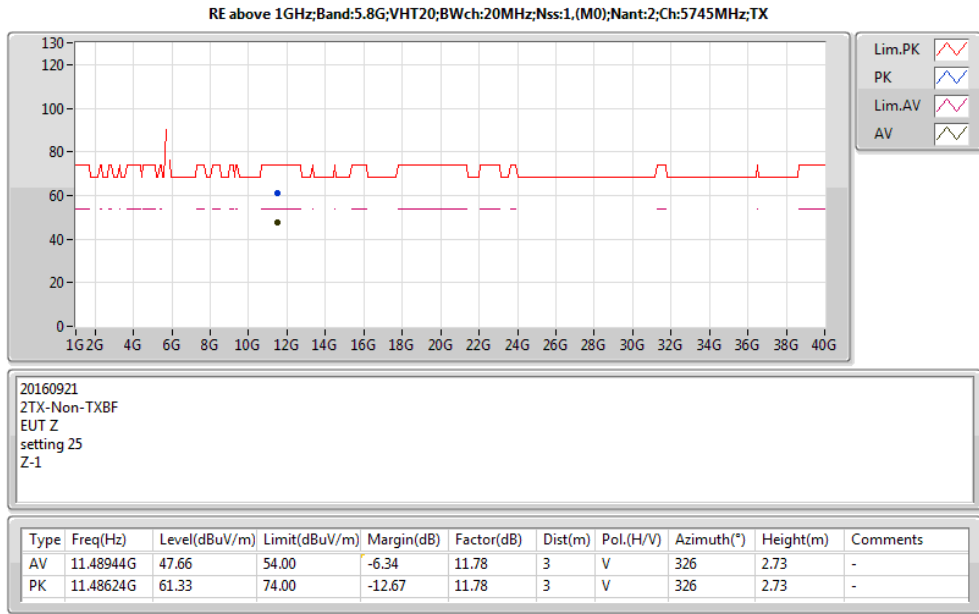
20160919
2TX-Non-TXBF
EUT Z
setting 25
N-2-10

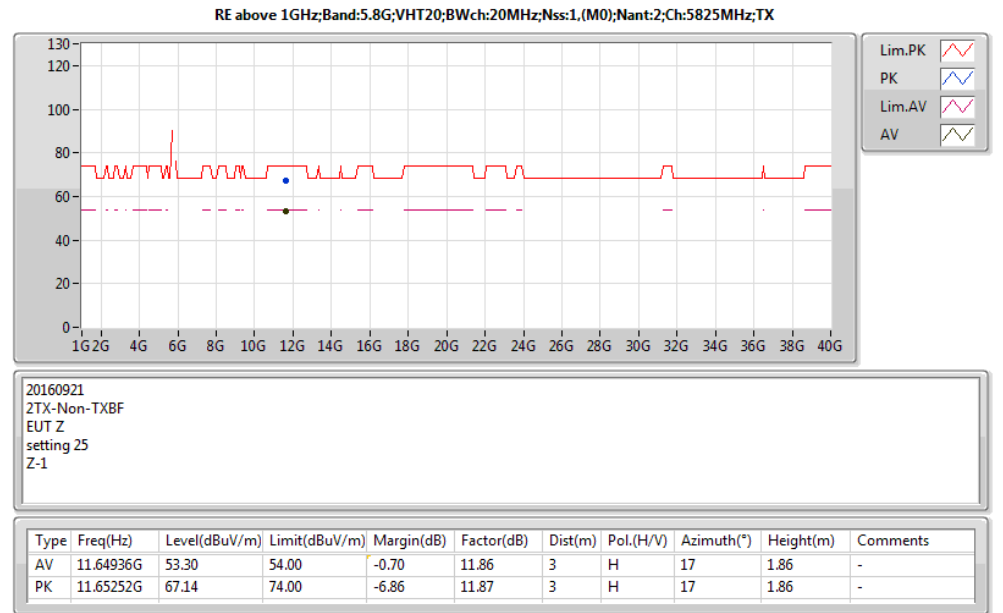
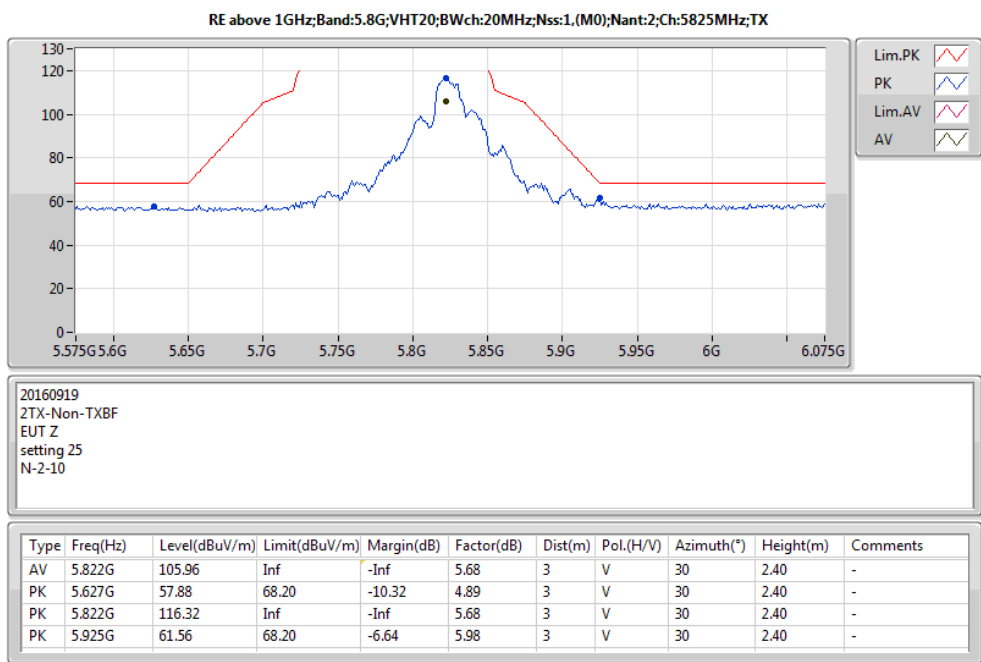
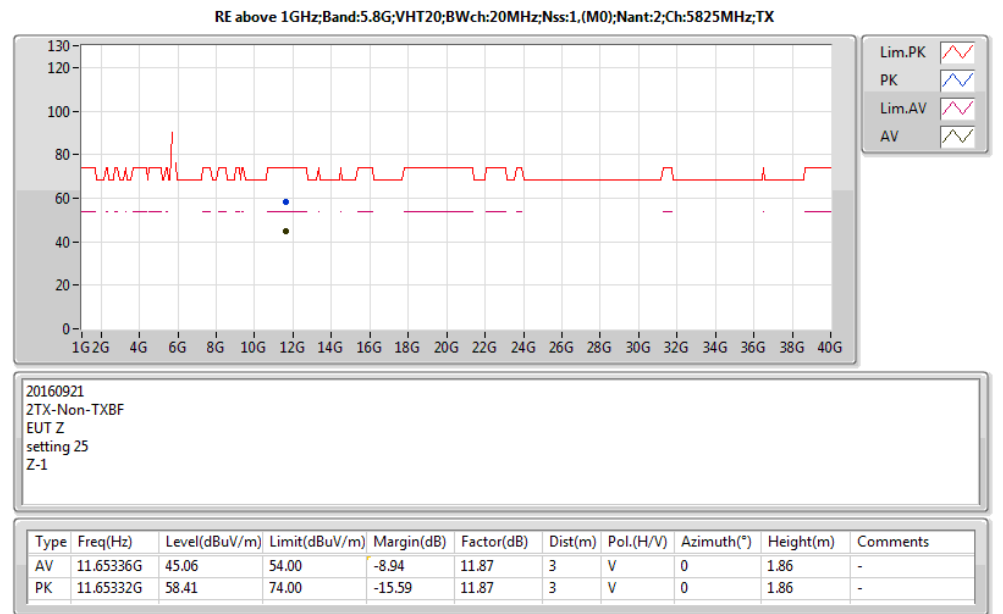
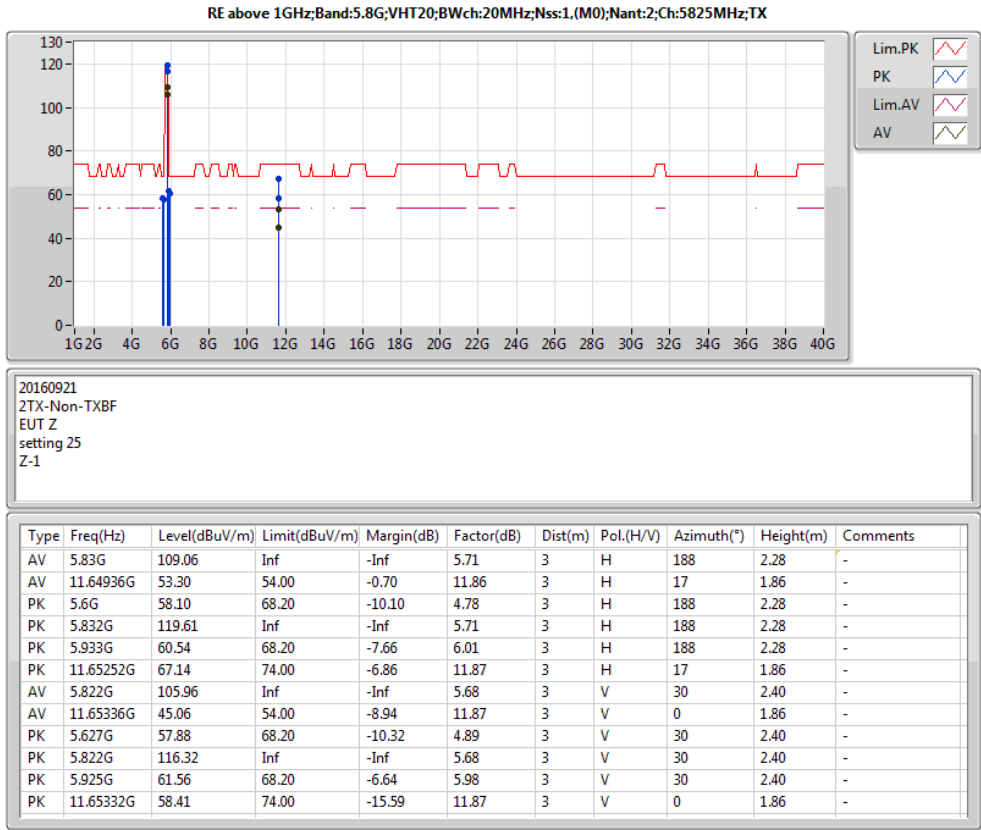
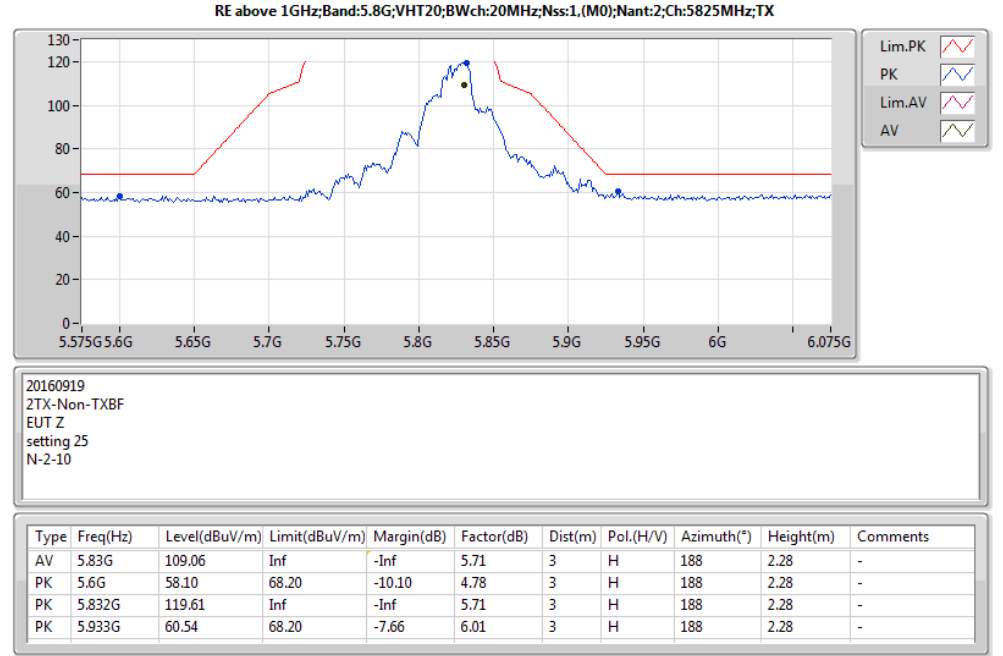
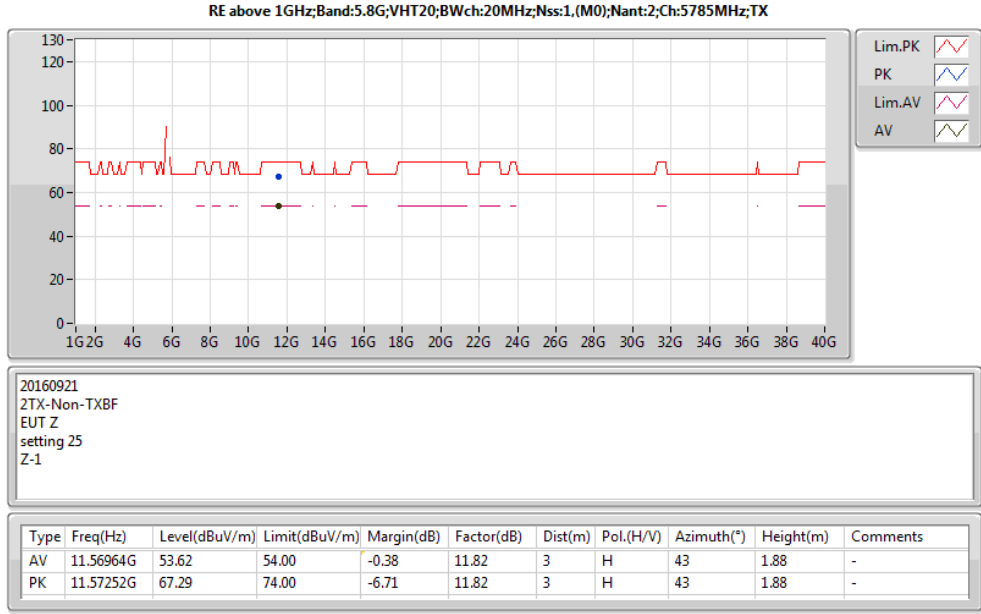
Type	Freq(Hz)	Level(dBuV/m)	Limit(dBuV/m)	Margin(dB)	Factor(dB)	Dist(m)	Pol.(H/V)	Azimuth(°)	Height(m)	Comments
AV	5.742G	106.71	Inf	-Inf	5.38	3	V	33	2.44	-
PK	5.643G	60.81	68.20	-7.39	4.96	3	V	33	2.44	-
PK	5.743G	117.21	Inf	-Inf	5.38	3	V	33	2.44	-
PK	5.974G	58.59	68.20	-9.61	6.12	3	V	33	2.44	-

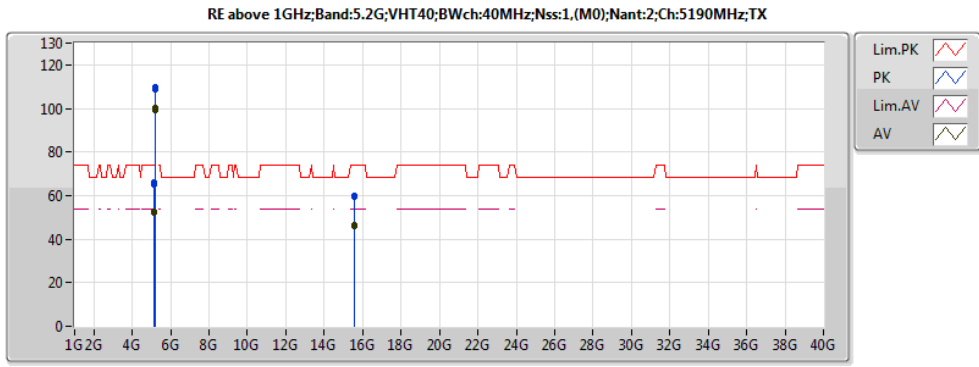


20160919
2TX-Non-TXBF
EUT Z
setting 25
N-2-10

Type	Freq(Hz)	Level(dBuV/m)	Limit(dBuV/m)	Margin(dB)	Factor(dB)	Dist(m)	Pol.(H/V)	Azimuth(°)	Height(m)	Comments
AV	5.7498G	108.21	Inf	-Inf	5.41	3	H	183	2.18	-
PK	5.6502G	59.24	68.35	-9.10	4.99	3	H	183	2.18	-
PK	5.7498G	118.94	Inf	-Inf	5.41	3	H	183	2.18	-
PK	5.9598G	58.38	68.20	-9.82	6.08	3	H	183	2.18	-

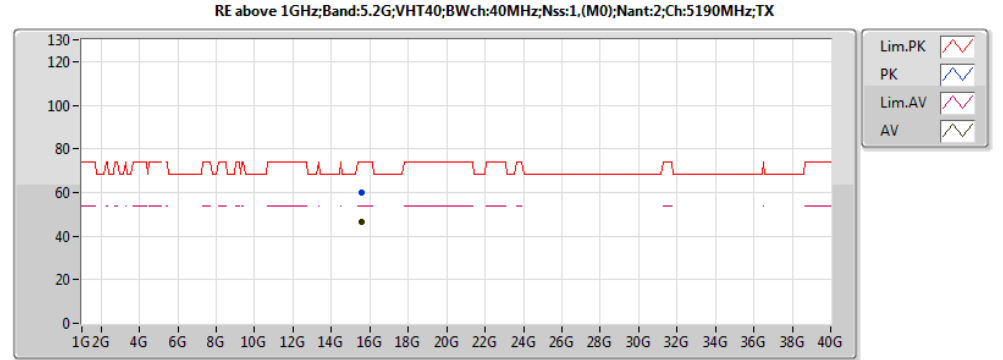






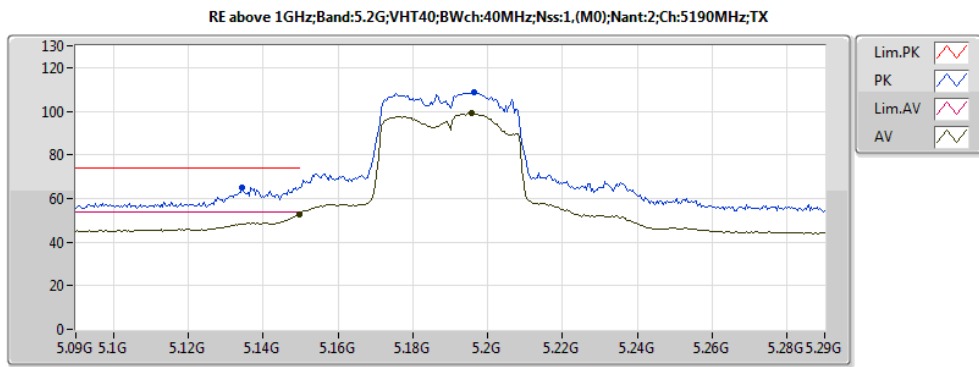
20160921
2TX-Non-TXBF
EUT Z
setting 17
Z-1-10

Type	Freq(Hz)	Level(dBuV/m)	Limit(dBuV/m)	Margin(dB)	Factor(dB)	Dist(m)	Pol.(H/V)	Azimuth(°)	Height(m)	Comments
AV	5.1496G	52.34	54.00	-1.66	3.90	3	H	170	2.21	-
AV	5.1952G	100.32	Inf	-Inf	3.99	3	H	170	2.21	-
AV	5.5568G	46.11	54.00	-7.89	13.56	3	H	114	1.58	-
PK	5.1348G	66.01	74.00	-7.99	3.87	3	H	170	2.21	-
PK	5.194G	109.67	Inf	-Inf	3.99	3	H	170	2.21	-
PK	5.58368G	59.31	74.00	-14.69	13.53	3	H	114	1.58	-
AV	5.1496G	52.41	54.00	-1.59	3.90	3	V	48	1.00	-
AV	5.1956G	99.04	Inf	-Inf	3.99	3	V	48	1.00	-
AV	5.56656G	46.34	54.00	-7.66	13.55	3	V	113	1.00	-
PK	5.1344G	65.28	74.00	-8.72	3.87	3	V	48	1.00	-
PK	5.1964G	108.43	Inf	-Inf	3.99	3	V	48	1.00	-
PK	5.55464G	59.70	74.00	-14.30	13.57	3	V	113	1.00	-



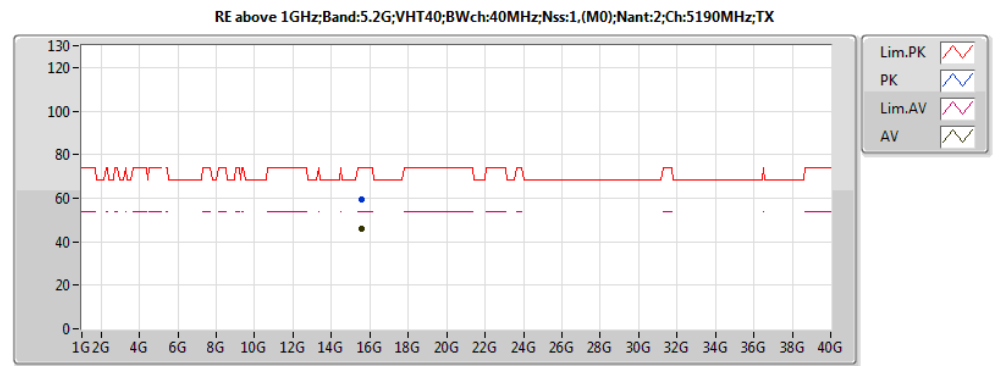
20160921
2TX-Non-TXBF
EUT Z
setting 17
Z-1

Type	Freq(Hz)	Level(dBuV/m)	Limit(dBuV/m)	Margin(dB)	Factor(dB)	Dist(m)	Pol.(H/V)	Azimuth(°)	Height(m)	Comments
AV	5.56656G	46.34	54.00	-7.66	13.55	3	V	113	1.00	-
PK	5.55464G	59.70	74.00	-14.30	13.57	3	V	113	1.00	-



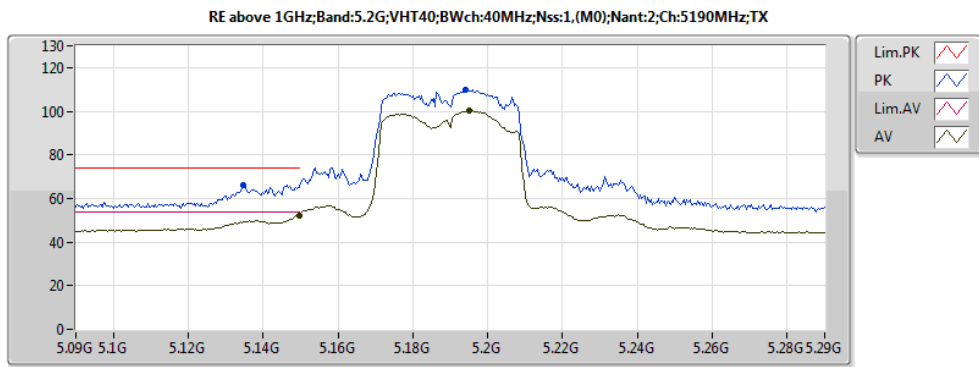
20160919
2TX-Non-TXBF
EUT Z
setting 17
Z-1-10

Type	Freq(Hz)	Level(dBuV/m)	Limit(dBuV/m)	Margin(dB)	Factor(dB)	Dist(m)	Pol.(H/V)	Azimuth(°)	Height(m)	Comments
AV	5.1496G	52.41	54.00	-1.59	3.90	3	V	48	1.00	-
AV	5.1956G	99.04	Inf	-Inf	3.99	3	V	48	1.00	-
PK	5.1344G	65.28	74.00	-8.72	3.87	3	V	48	1.00	-
PK	5.1964G	108.43	Inf	-Inf	3.99	3	V	48	1.00	-



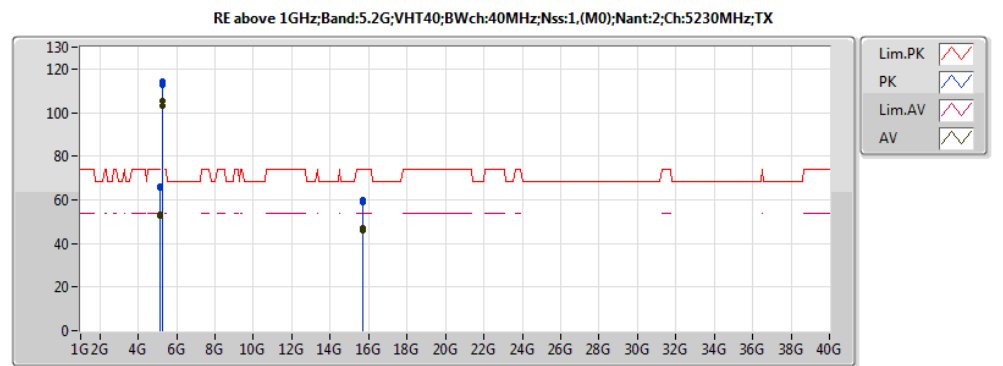
20160921
2TX-Non-TXBF
EUT Z
setting 17
Z-1

Type	Freq(Hz)	Level(dBuV/m)	Limit(dBuV/m)	Margin(dB)	Factor(dB)	Dist(m)	Pol.(H/V)	Azimuth(°)	Height(m)	Comments
AV	5.5568G	46.11	54.00	-7.89	13.56	3	H	114	1.58	-
PK	5.58368G	59.31	74.00	-14.69	13.53	3	H	114	1.58	-



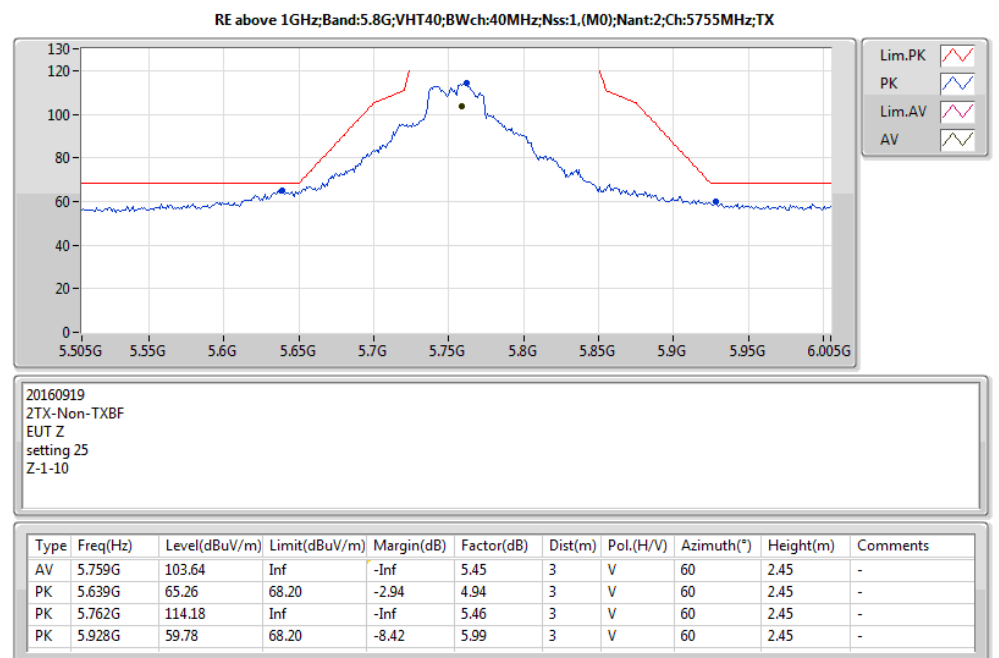
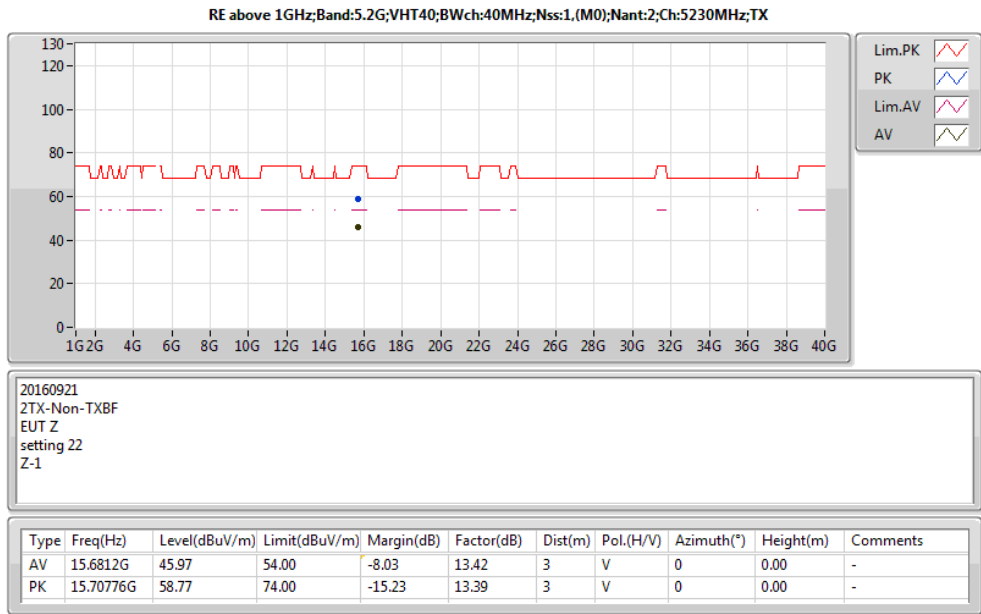
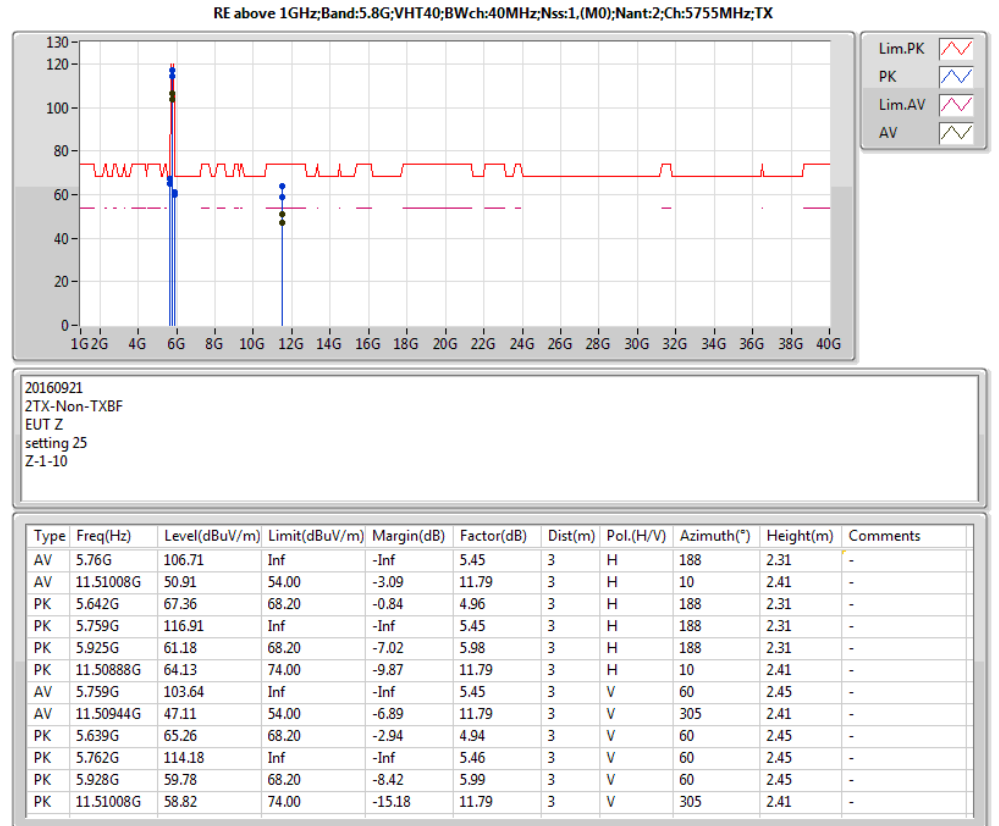
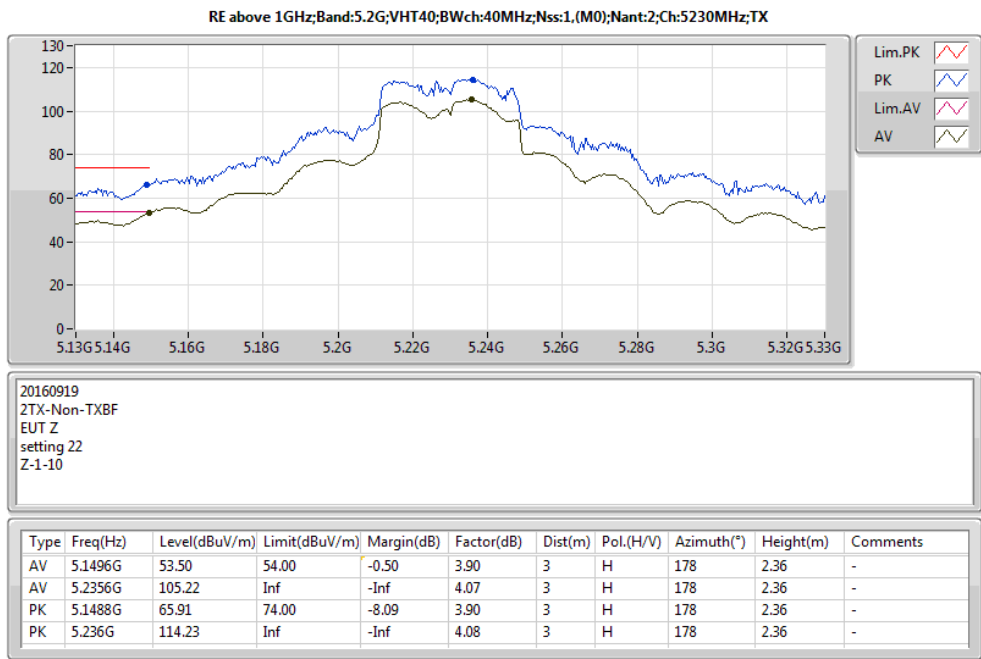
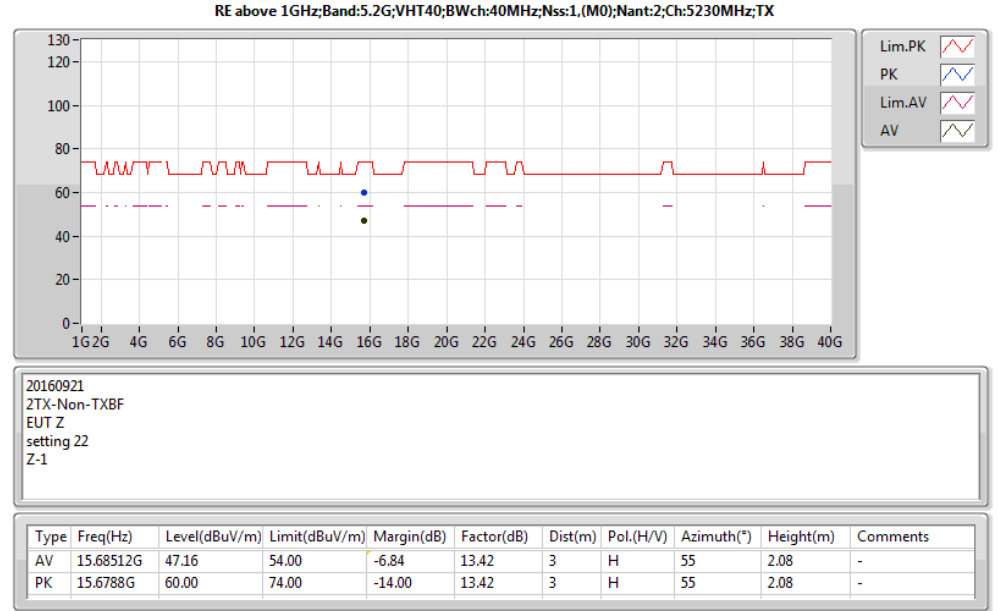
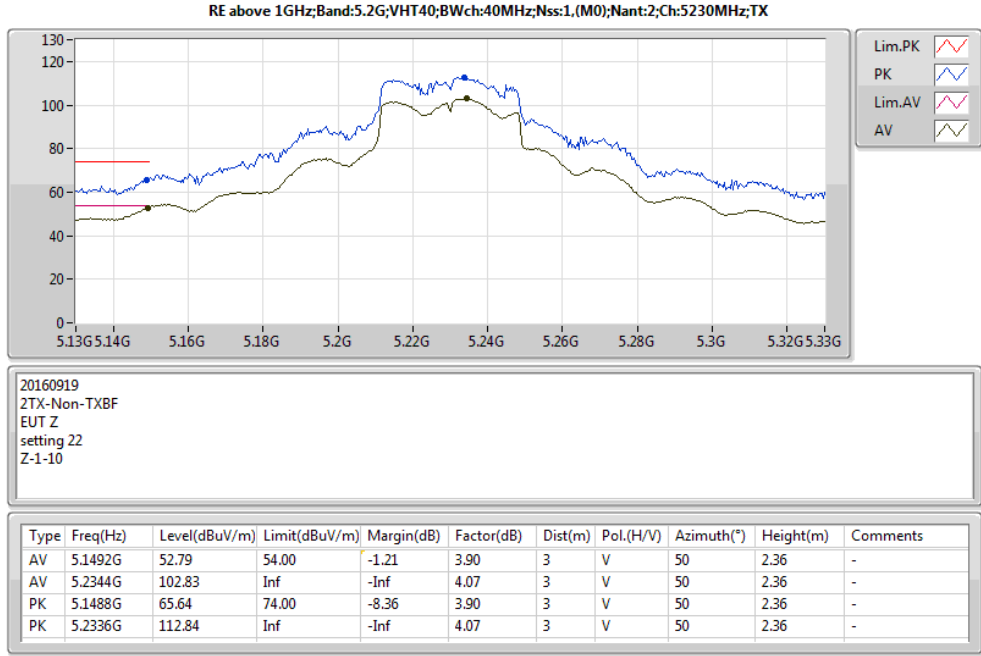
20160919
2TX-Non-TXBF
EUT Z
setting 17
Z-1-10

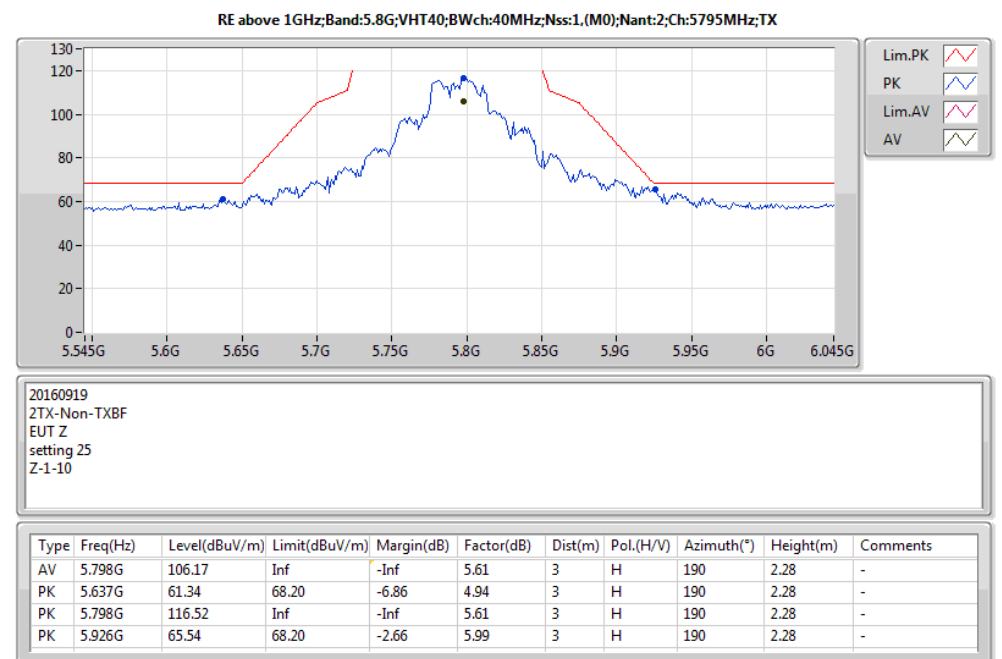
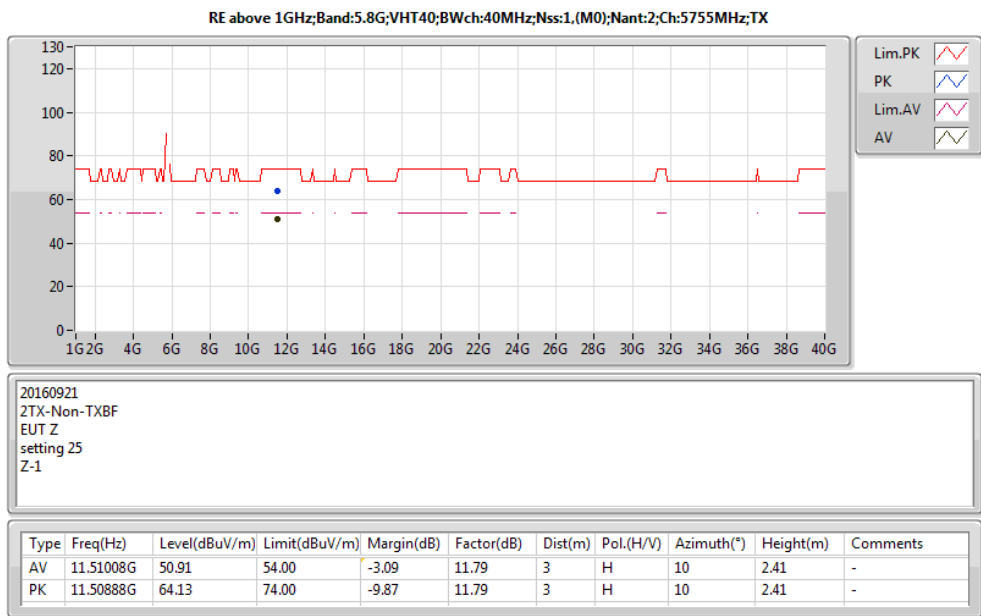
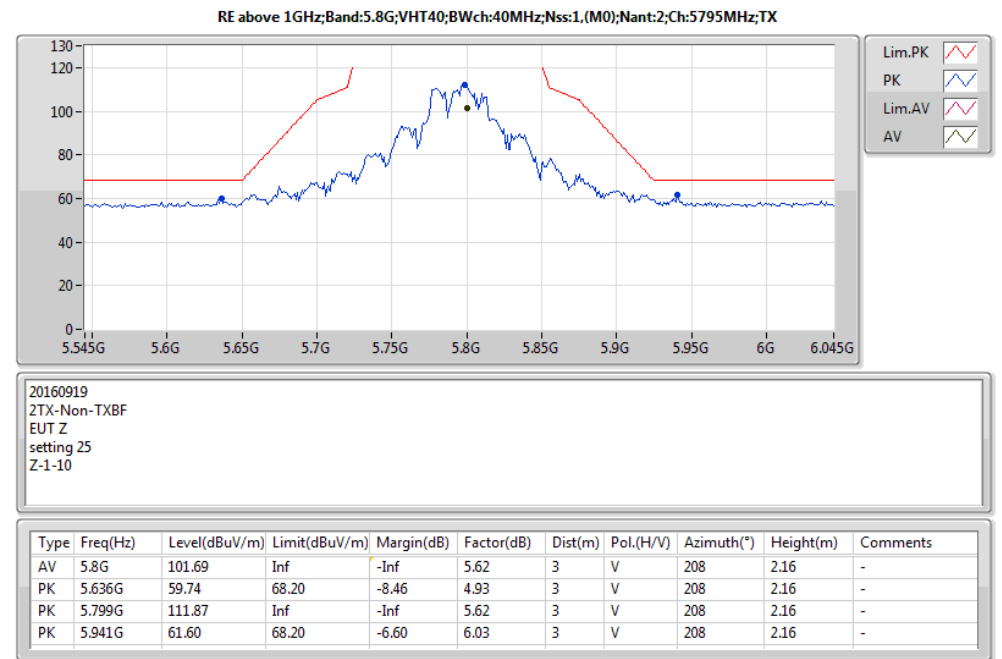
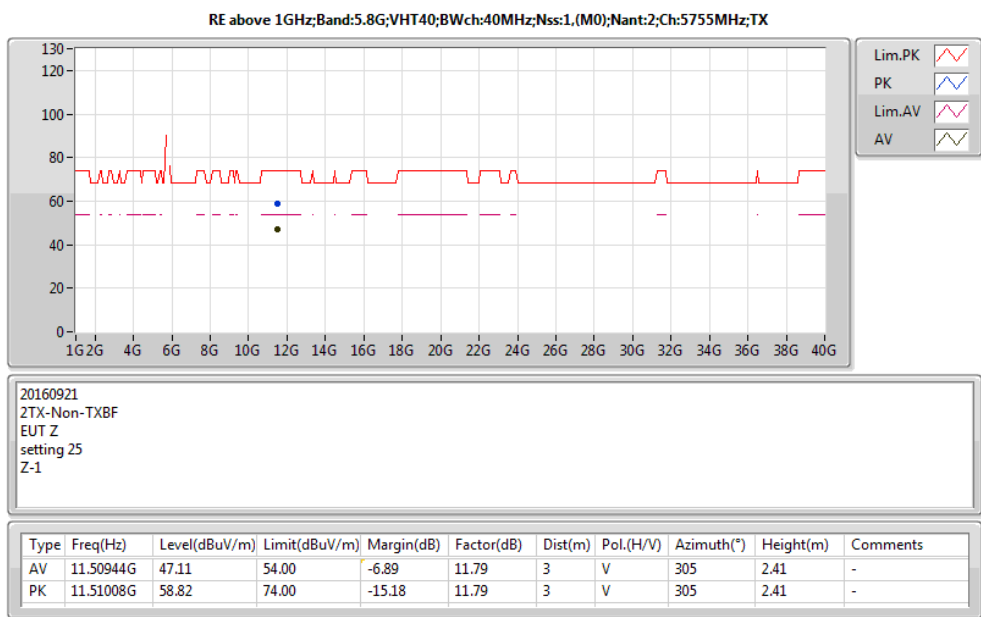
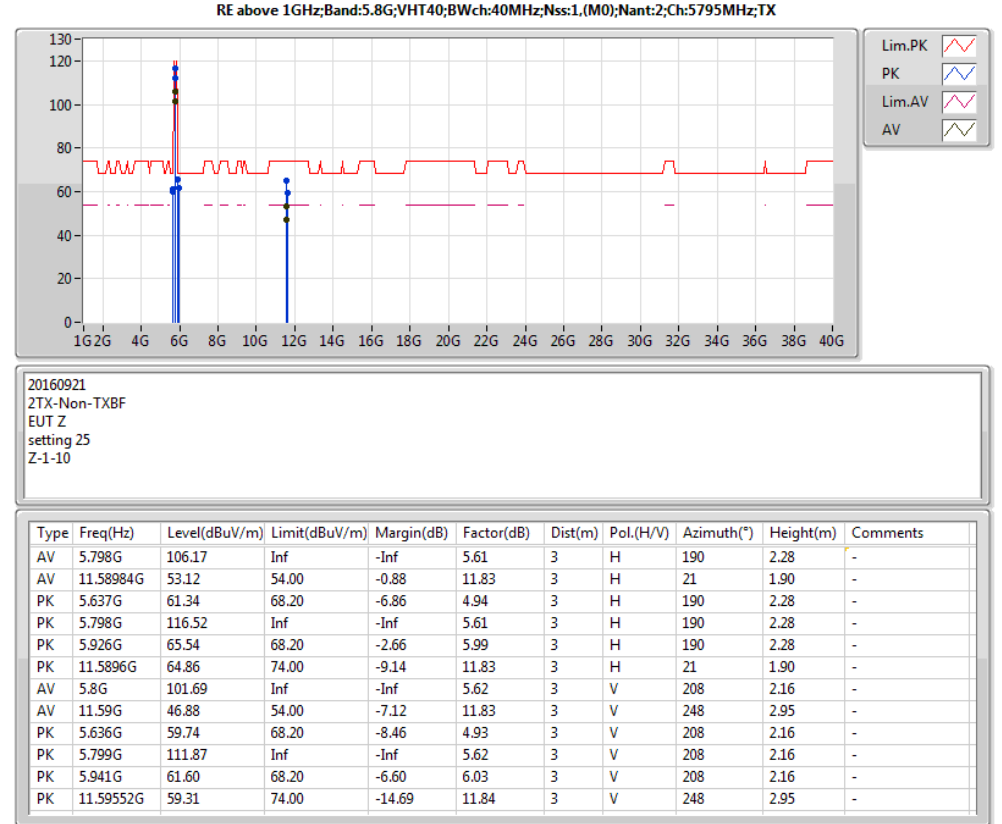
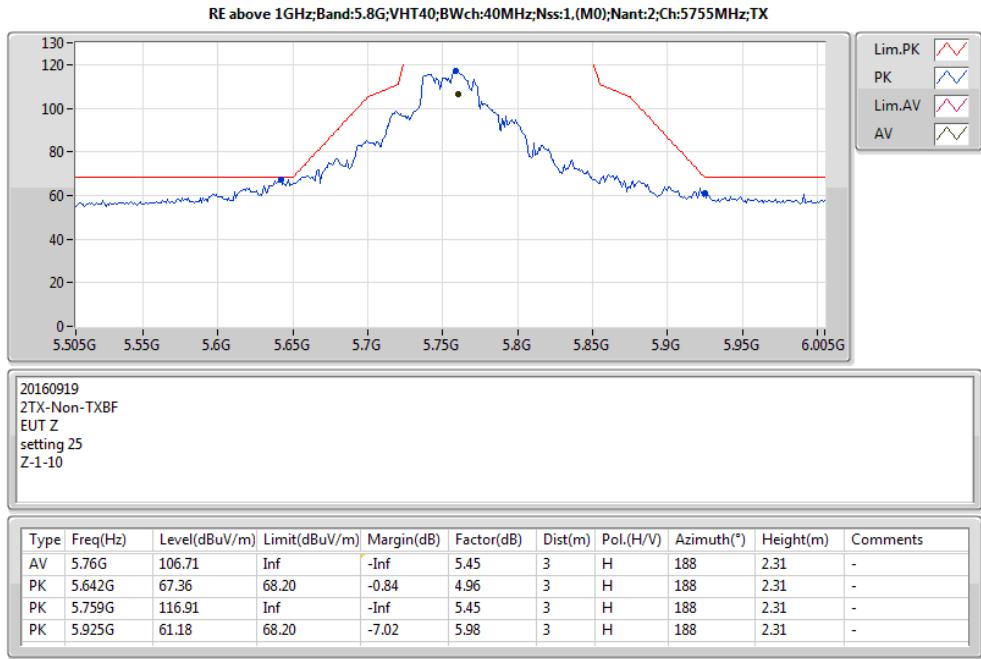
Type	Freq(Hz)	Level(dBuV/m)	Limit(dBuV/m)	Margin(dB)	Factor(dB)	Dist(m)	Pol.(H/V)	Azimuth(°)	Height(m)	Comments
AV	5.1496G	52.34	54.00	-1.66	3.90	3	H	170	2.21	-
AV	5.1952G	100.32	Inf	-Inf	3.99	3	H	170	2.21	-
PK	5.1348G	66.01	74.00	-7.99	3.87	3	H	170	2.21	-
PK	5.194G	109.67	Inf	-Inf	3.99	3	H	170	2.21	-

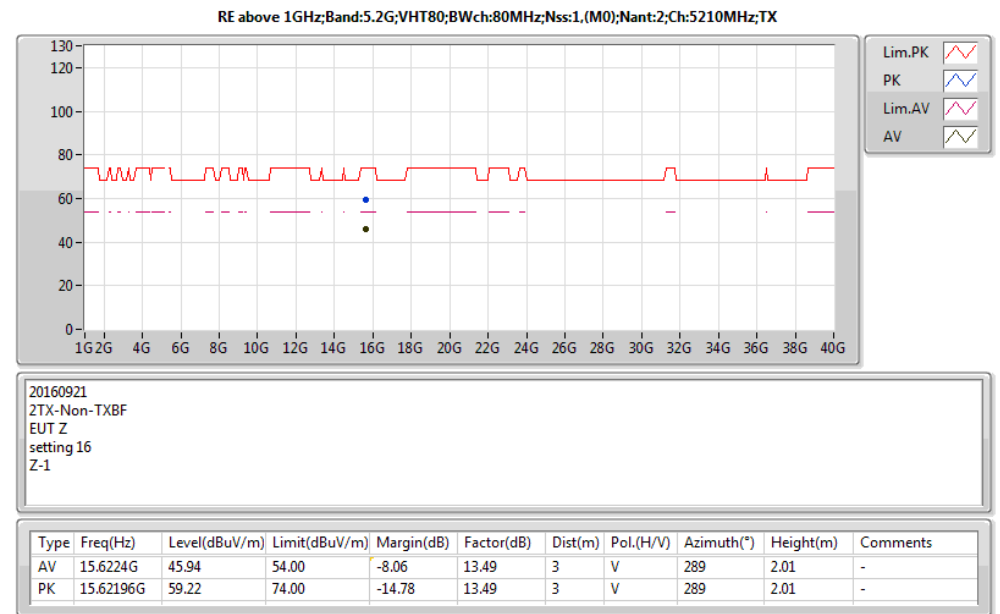
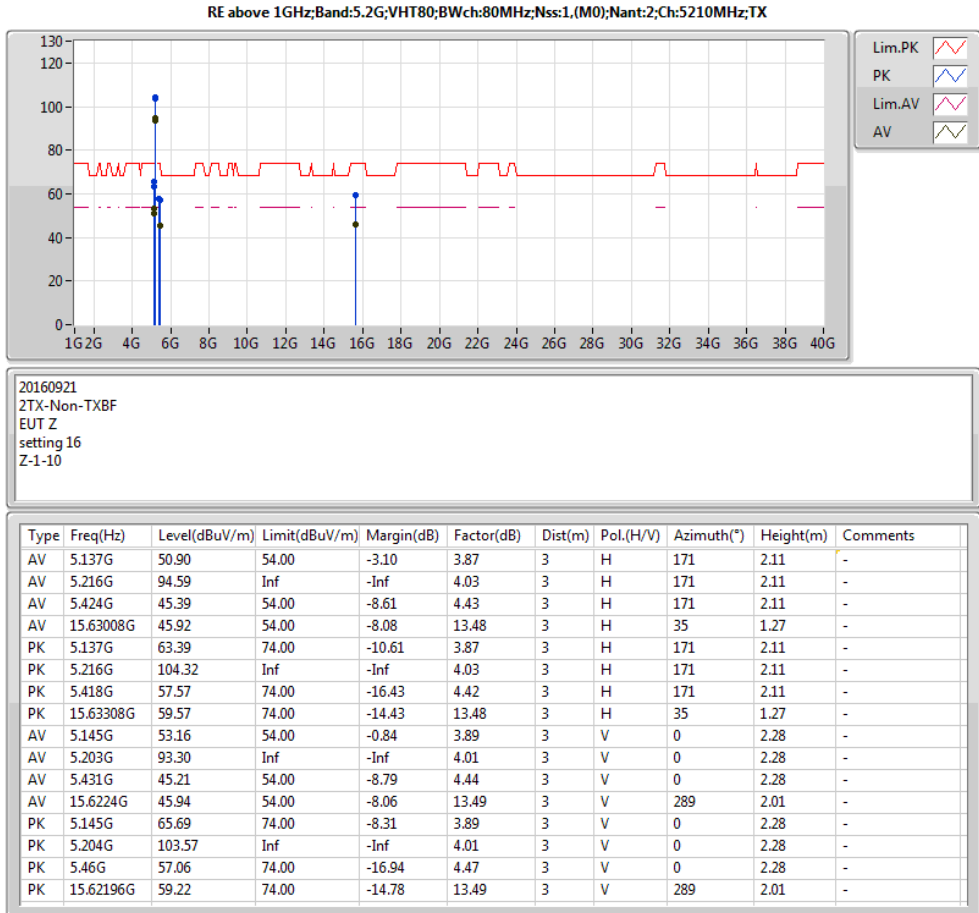
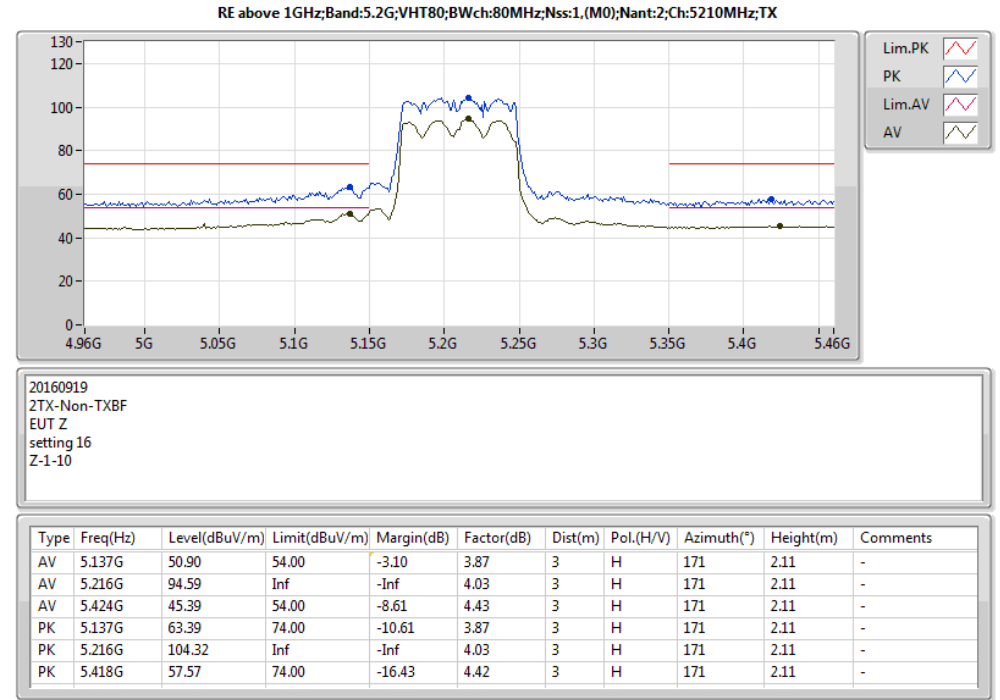
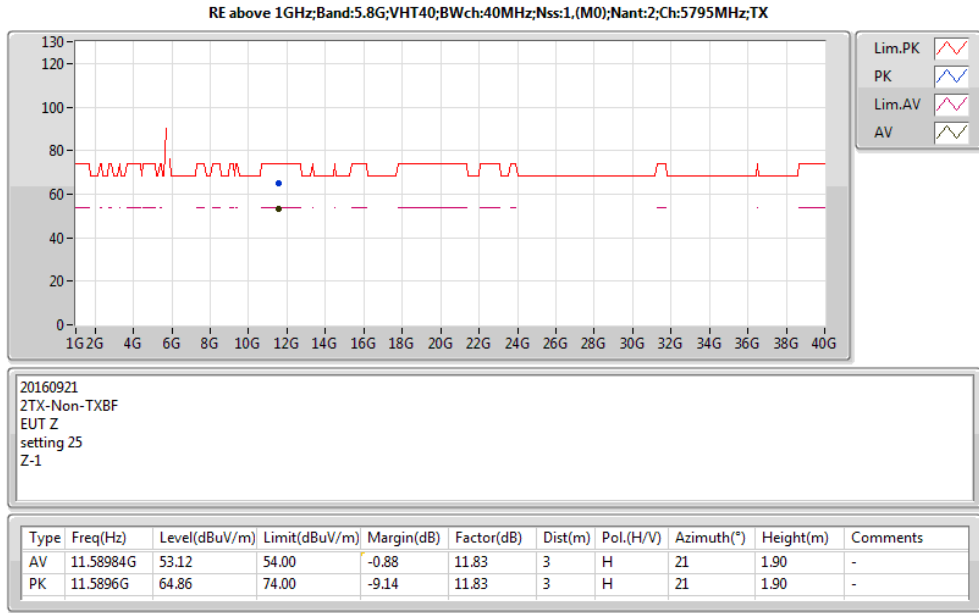
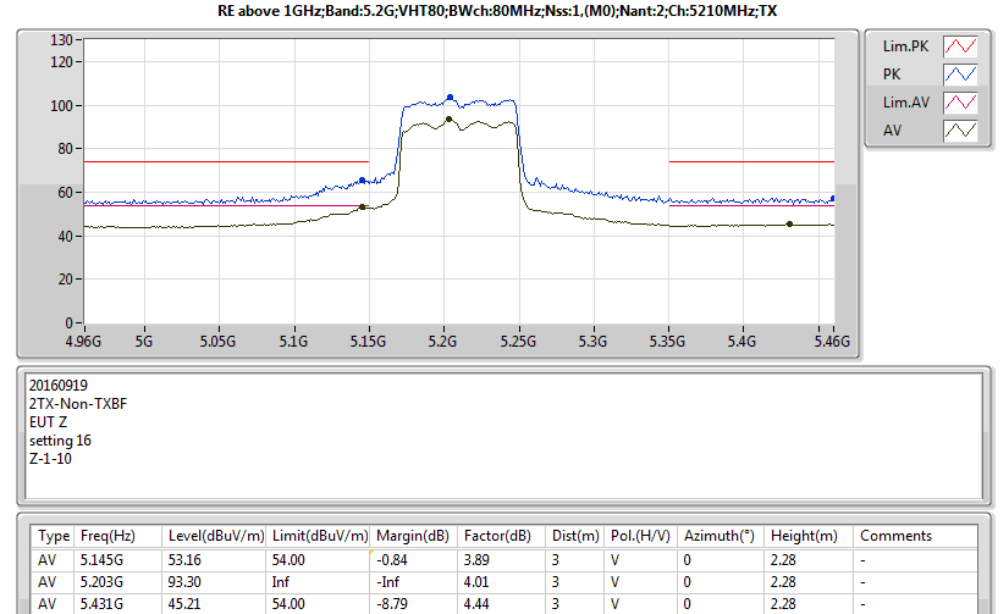
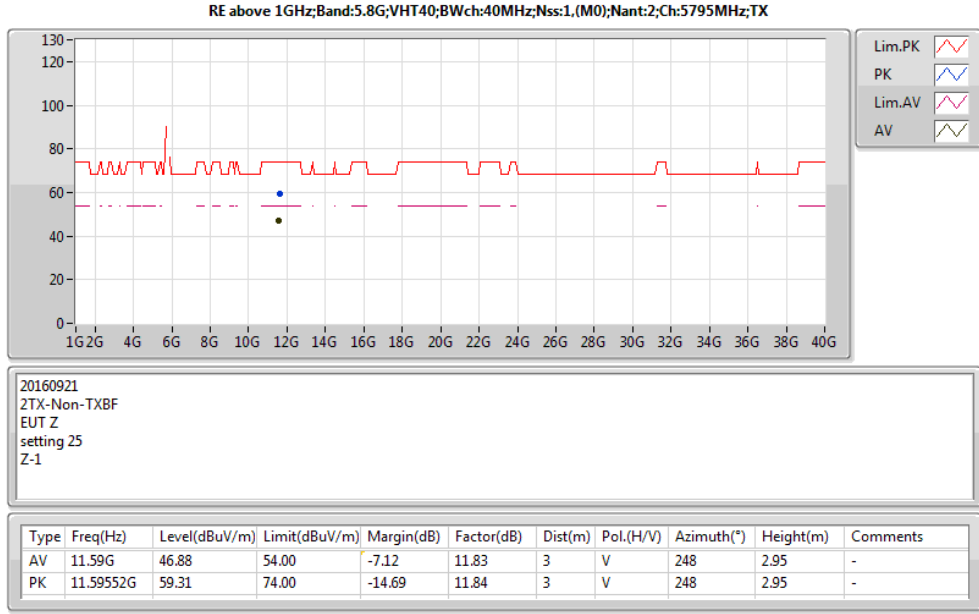


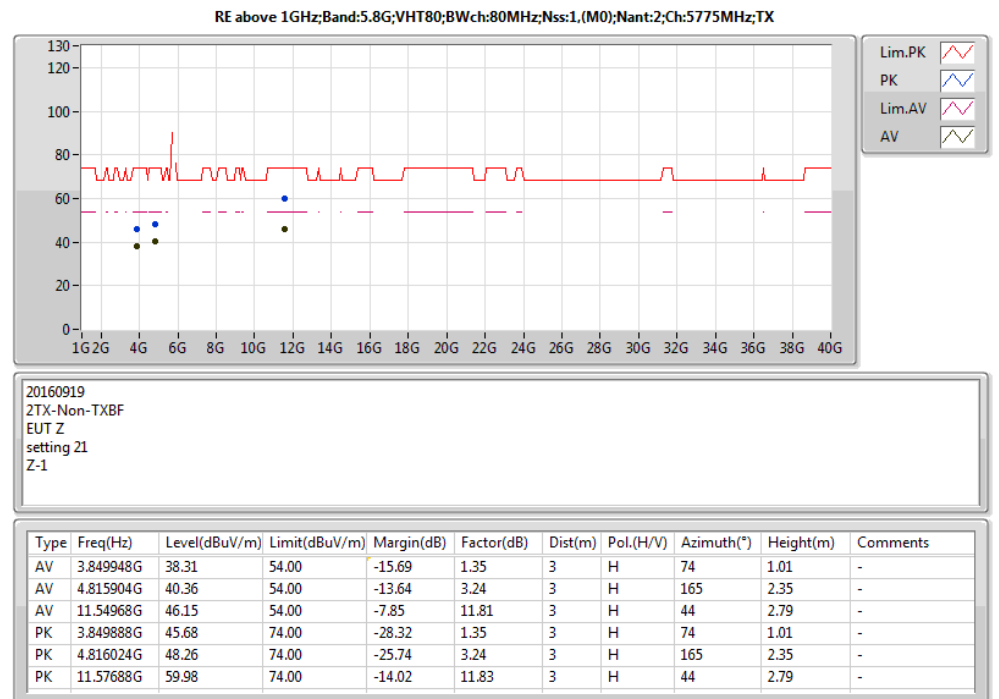
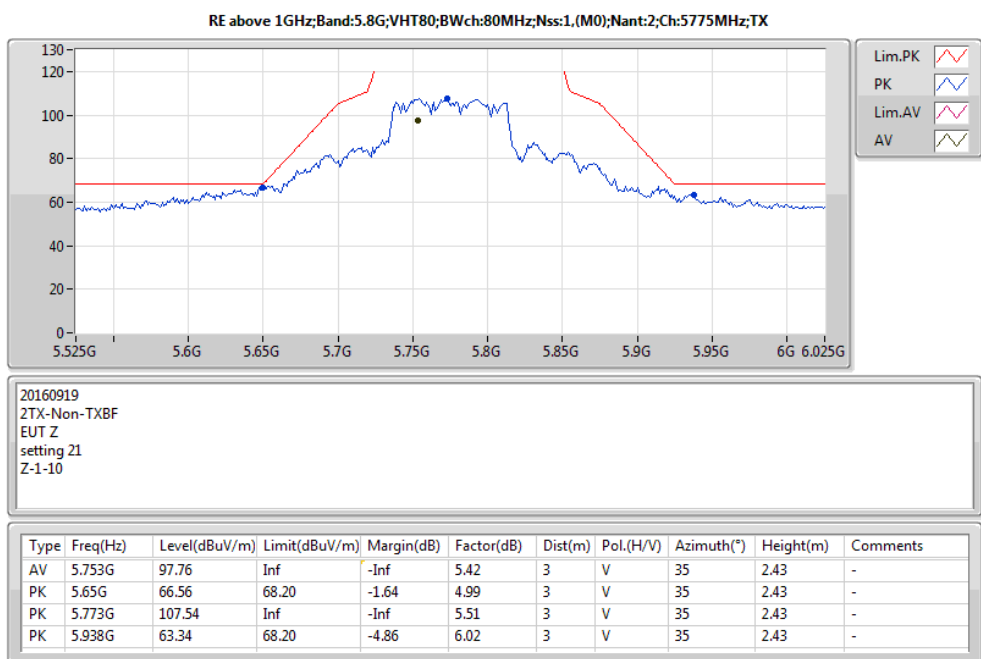
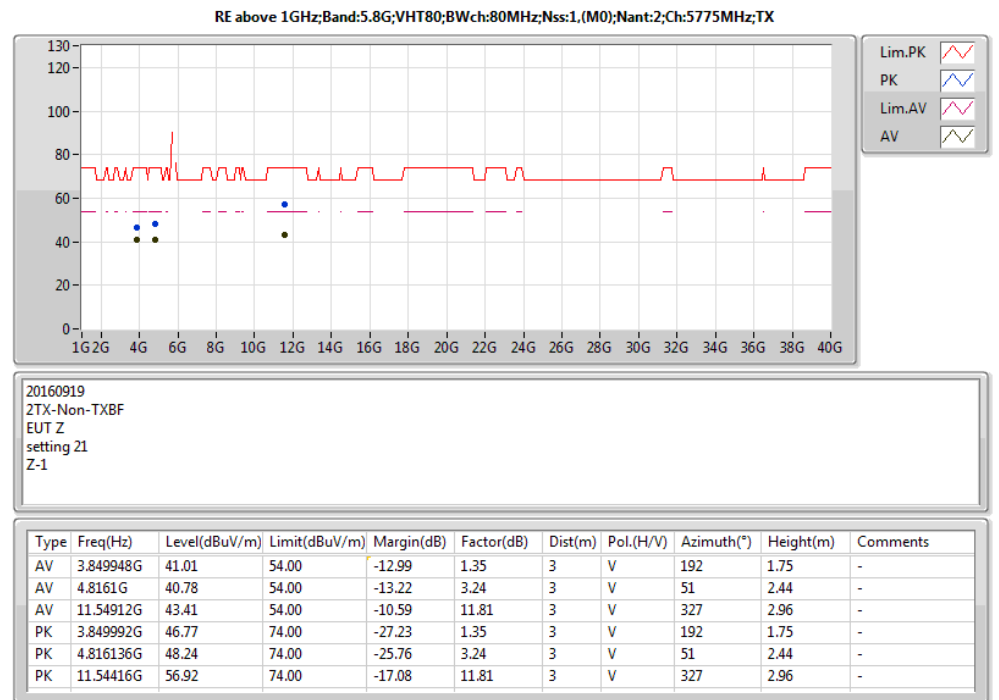
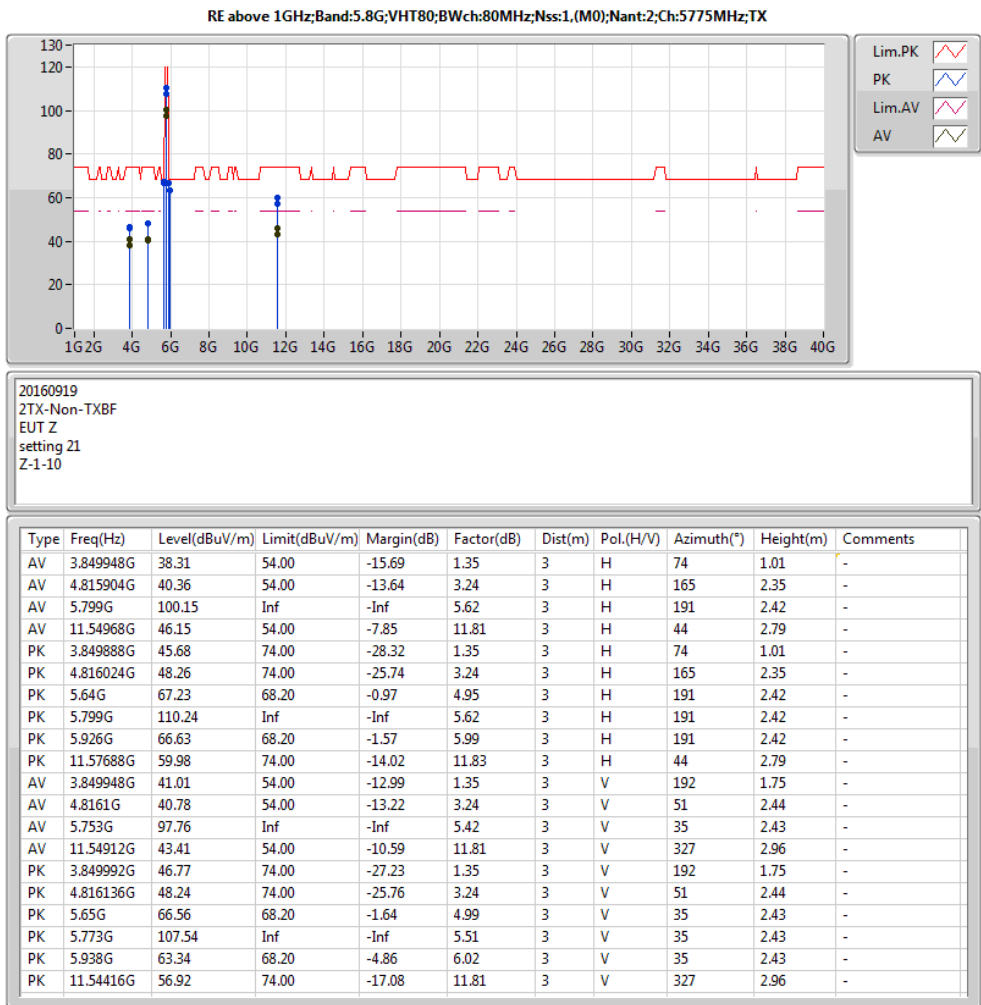
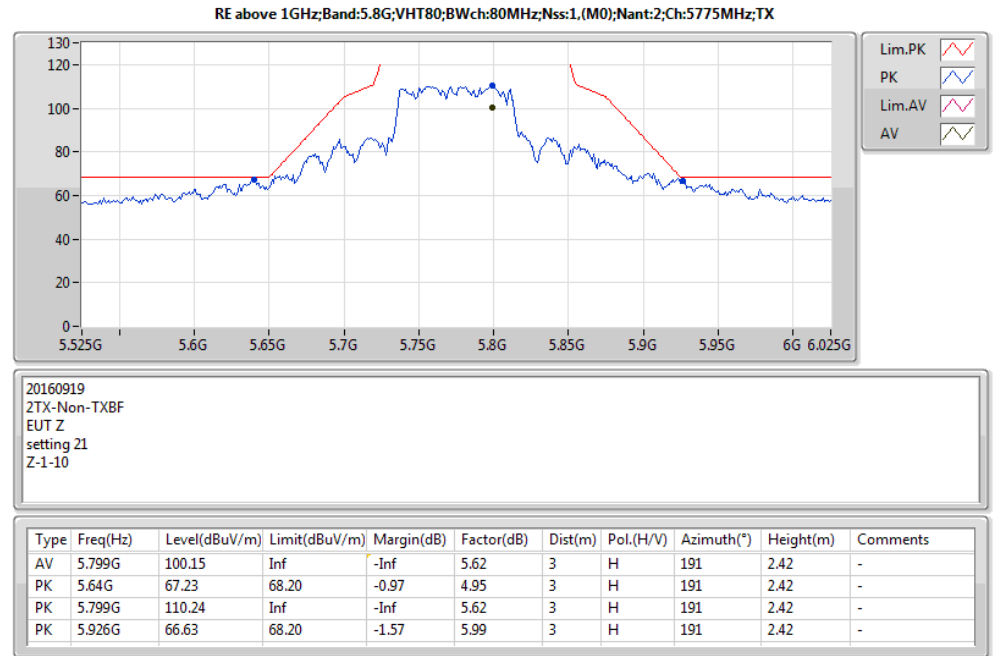
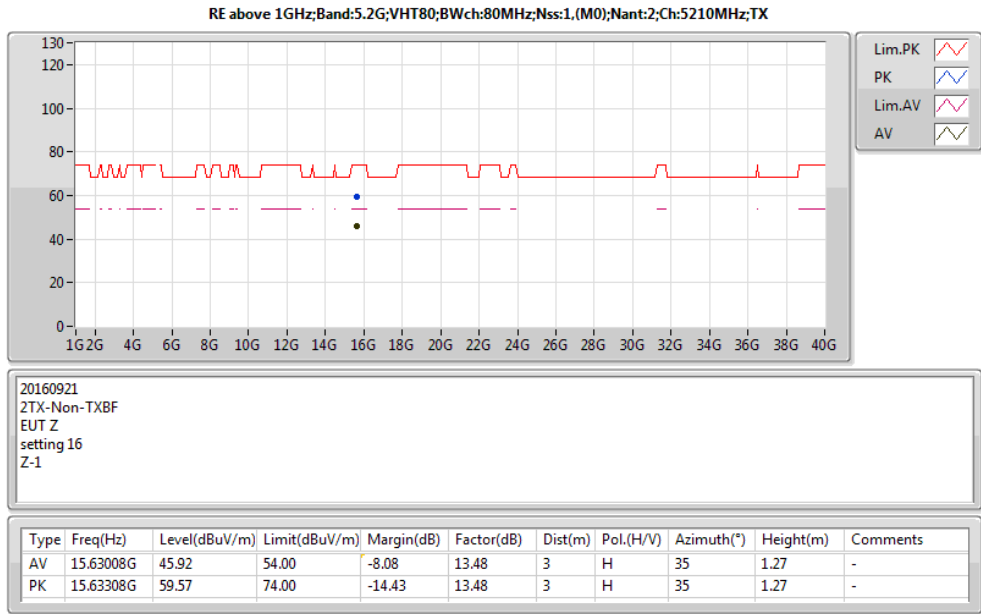
20160921
2TX-Non-TXBF
EUT Z
setting 22
Z-1-10

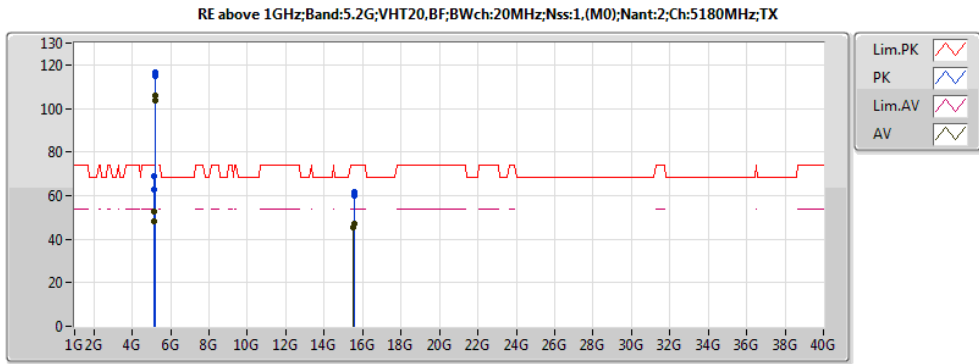
Type	Freq(Hz)	Level(dBuV/m)	Limit(dBuV/m)	Margin(dB)	Factor(dB)	Dist(m)	Pol.(H/V)	Azimuth(°)	Height(m)	Comments
AV	5.1496G	53.50	54.00	-0.50	3.90	3	H	178	2.36	-
AV	5.2356G	105.22	Inf	-Inf	4.07	3	H	178	2.36	-
AV	5.68512G	47.16	54.00	-6.84	13.42	3	H	55	2.08	-
PK	5.1488G	65.91	74.00	-8.09	3.90	3	H	178	2.36	-
PK	5.236G	114.23	Inf	-Inf	4.08	3	H	178	2.36	-
PK	5.6788G	60.00	74.00	-14.00	13.42	3	H	55	2.08	-
AV	5.1492G	52.79	54.00	-1.21	3.90	3	V	50	2.36	-
AV	5.2344G	102.83	Inf	-Inf	4.07	3	V	50	2.36	-
AV	5.6812G	45.97	54.00	-8.03	13.42	3	V	0	0.00	-
PK	5.1488G	65.64	74.00	-8.36	3.90	3	V	50	2.36	-
PK	5.2336G	112.84	Inf	-Inf	4.07	3	V	50	2.36	-
PK	5.70776G	58.77	74.00	-15.23	13.39	3	V	0	0.00	-





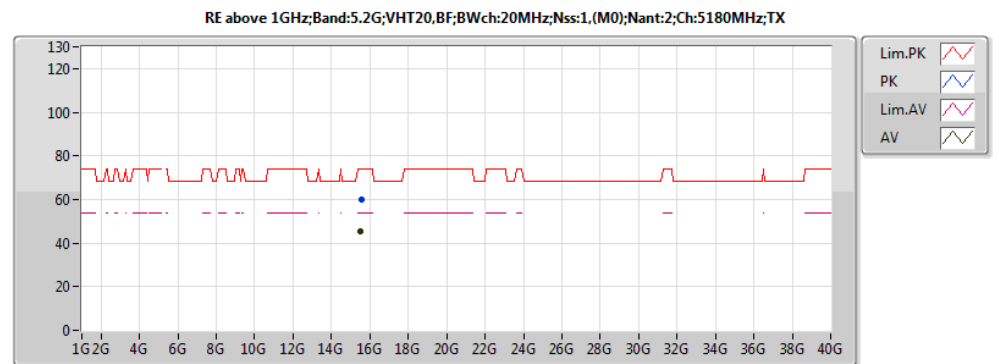






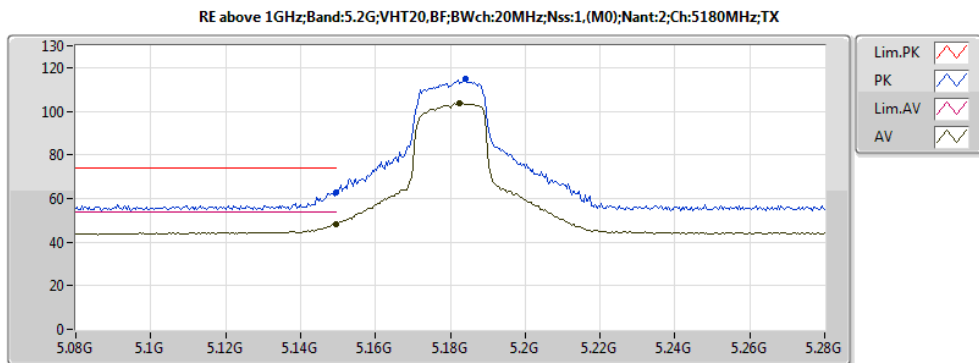
20161004
EUT Z 2TX-TXBF
setting 2200
01-N-2-10

Type	Freq(Hz)	Level(dBuV/m)	Limit(dBuV/m)	Margin(dB)	Factor(dB)	Dist(m)	Pol.(H/V)	Azimuth(°)	Height(m)	Comments
AV	5.1496G	52.47	54.00	-1.53	3.90	3	H	181	2.43	-
AV	5.1744G	106.13	Inf	-Inf	3.95	3	H	181	2.43	-
AV	5.53932G	46.84	54.00	-7.16	13.58	3	H	266	1.70	-
PK	5.1496G	68.71	74.00	-5.29	3.90	3	H	181	2.43	-
PK	5.1748G	116.39	Inf	-Inf	3.95	3	H	181	2.43	-
PK	5.54672G	61.75	74.00	-12.25	13.58	3	H	266	1.70	-
AV	5.1496G	48.13	54.00	-5.87	3.90	3	V	64	2.43	-
AV	5.1824G	103.67	Inf	-Inf	3.96	3	V	64	2.43	-
AV	5.53448G	45.25	54.00	-8.75	13.59	3	V	292	1.76	-
PK	5.1496G	62.56	74.00	-11.44	3.90	3	V	64	2.43	-
PK	5.184G	114.84	Inf	-Inf	3.97	3	V	64	2.43	-
PK	5.5402G	59.83	74.00	-14.17	13.58	3	V	292	1.76	-



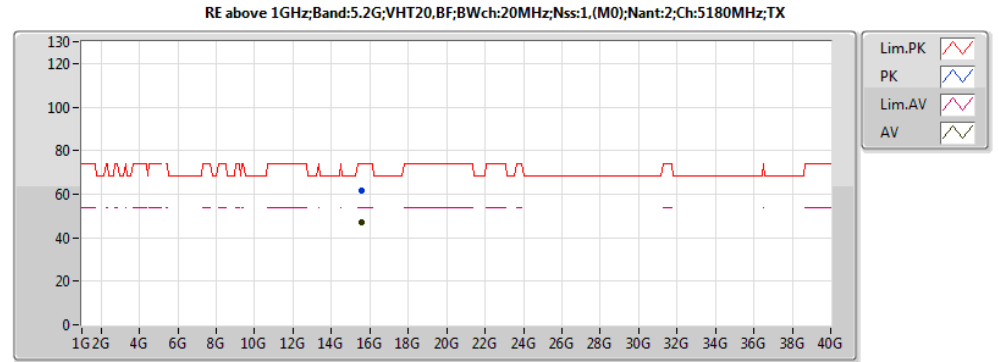
20161004
EUT Z 2TX-TXBF
setting 2200
01-N-2-10

Type	Freq(Hz)	Level(dBuV/m)	Limit(dBuV/m)	Margin(dB)	Factor(dB)	Dist(m)	Pol.(H/V)	Azimuth(°)	Height(m)	Comments
AV	5.53448G	45.25	54.00	-8.75	13.59	3	V	292	1.76	-
PK	5.5402G	59.83	74.00	-14.17	13.58	3	V	292	1.76	-



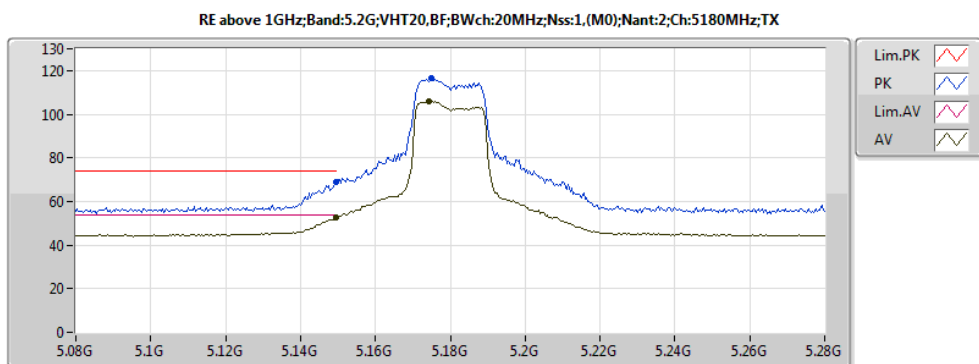
20161004
EUT Z 2TX-TXBF
setting 2200
01-N-2-10

Type	Freq(Hz)	Level(dBuV/m)	Limit(dBuV/m)	Margin(dB)	Factor(dB)	Dist(m)	Pol.(H/V)	Azimuth(°)	Height(m)	Comments
AV	5.1496G	48.13	54.00	-5.87	3.90	3	V	64	2.43	-
AV	5.1824G	103.67	Inf	-Inf	3.96	3	V	64	2.43	-
PK	5.1496G	62.56	74.00	-11.44	3.90	3	V	64	2.43	-
PK	5.184G	114.84	Inf	-Inf	3.97	3	V	64	2.43	-



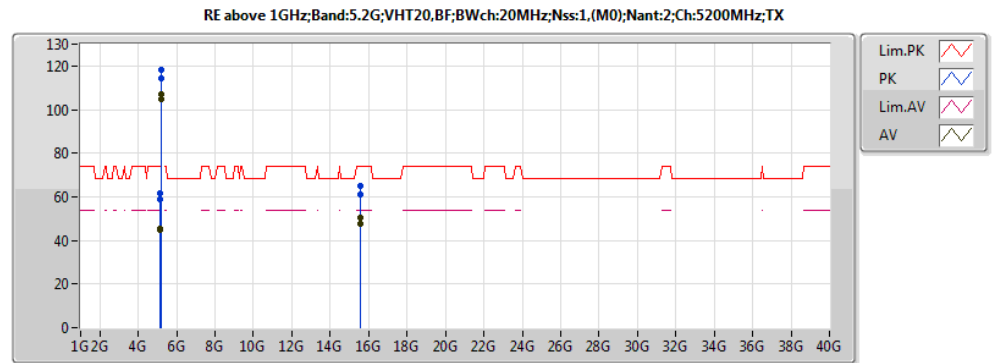
20161004
EUT Z 2TX-TXBF
setting 2200
01-N-2-10

Type	Freq(Hz)	Level(dBuV/m)	Limit(dBuV/m)	Margin(dB)	Factor(dB)	Dist(m)	Pol.(H/V)	Azimuth(°)	Height(m)	Comments
AV	5.53932G	46.84	54.00	-7.16	13.58	3	H	266	1.70	-
PK	5.54672G	61.75	74.00	-12.25	13.58	3	H	266	1.70	-



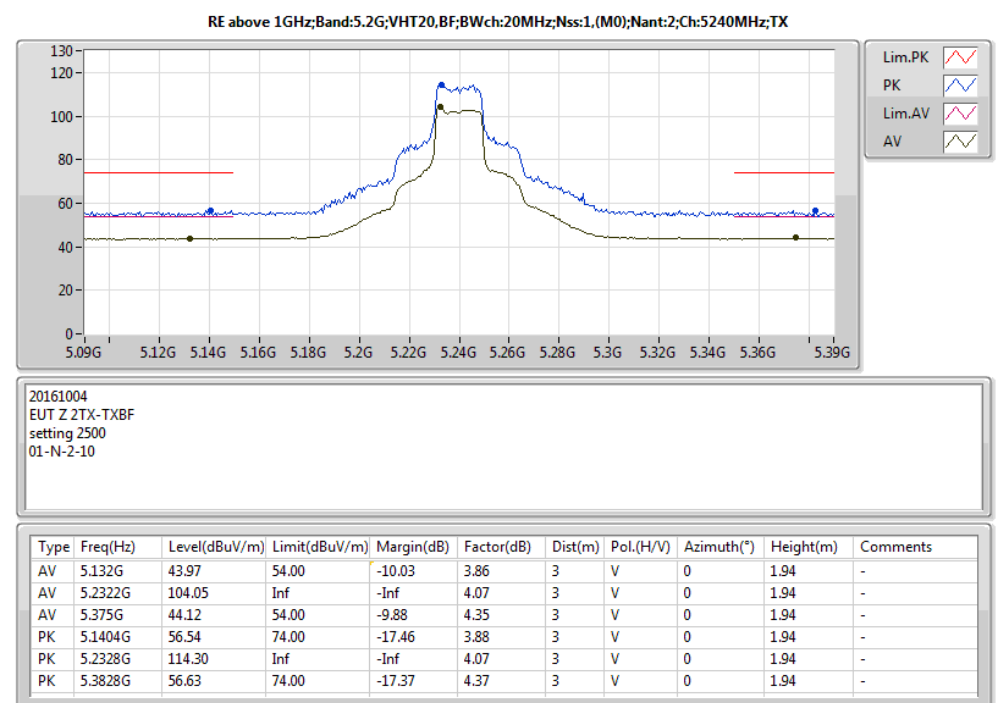
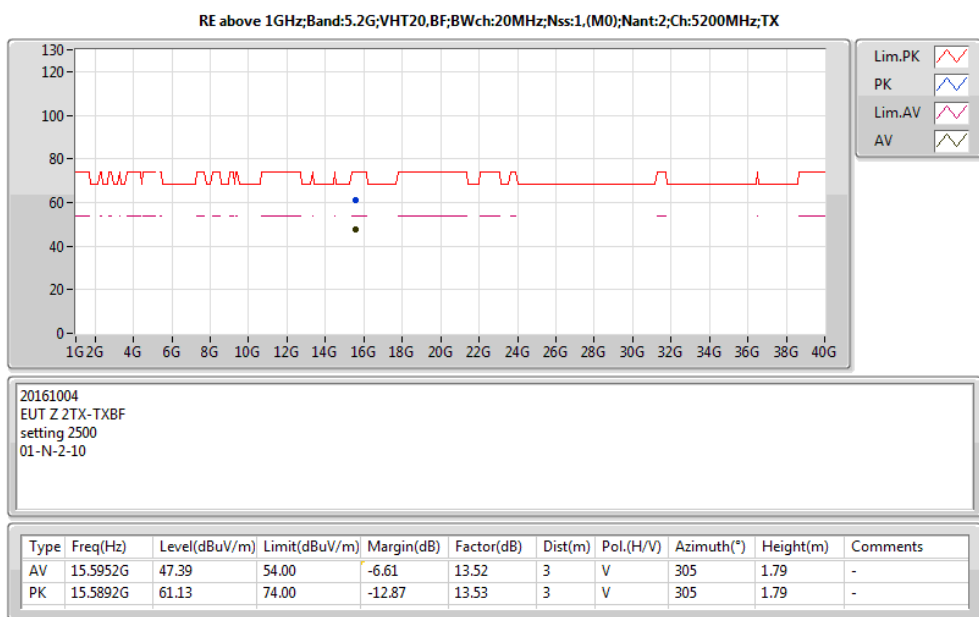
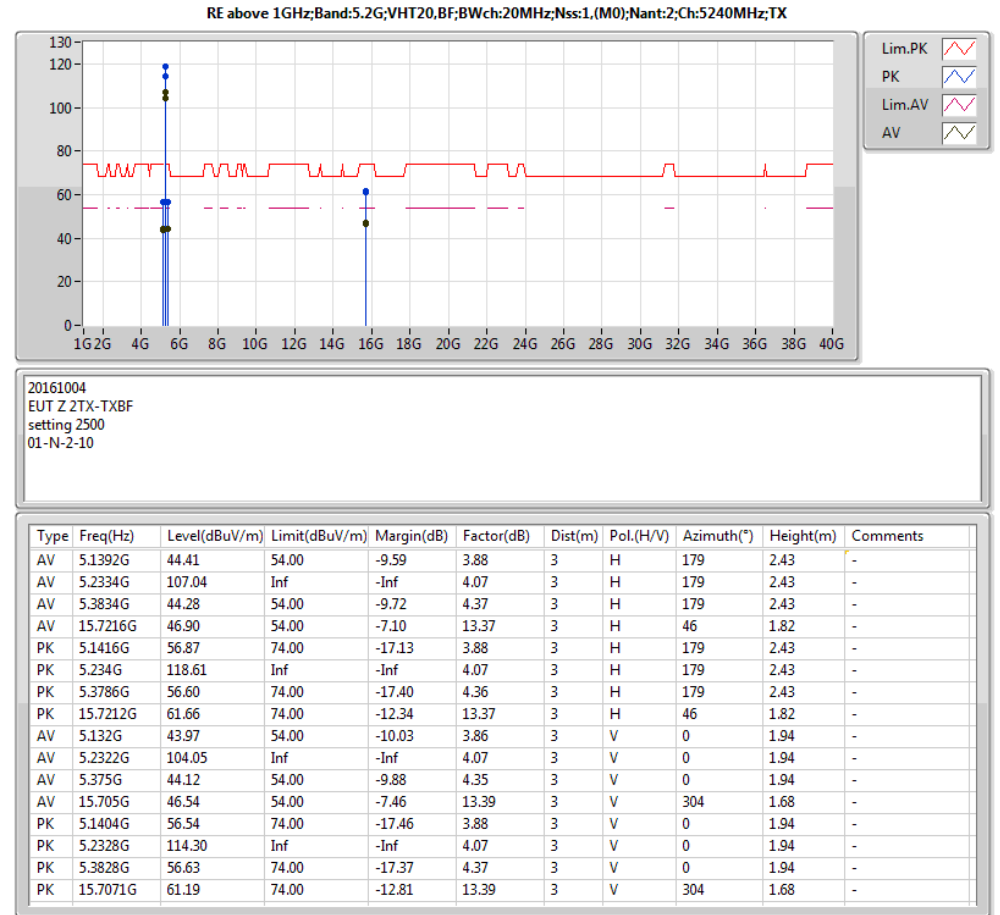
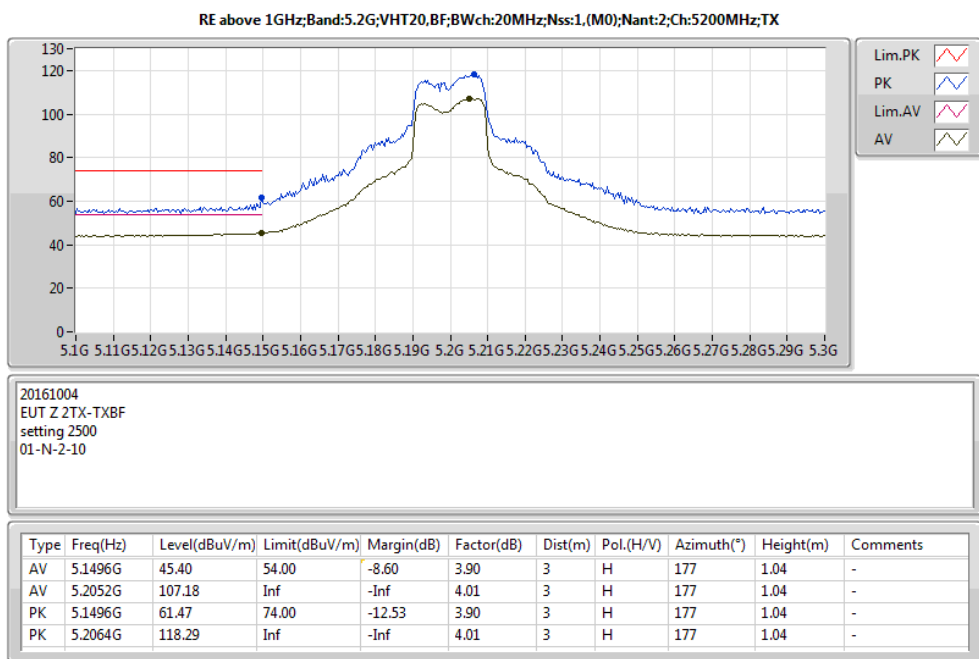
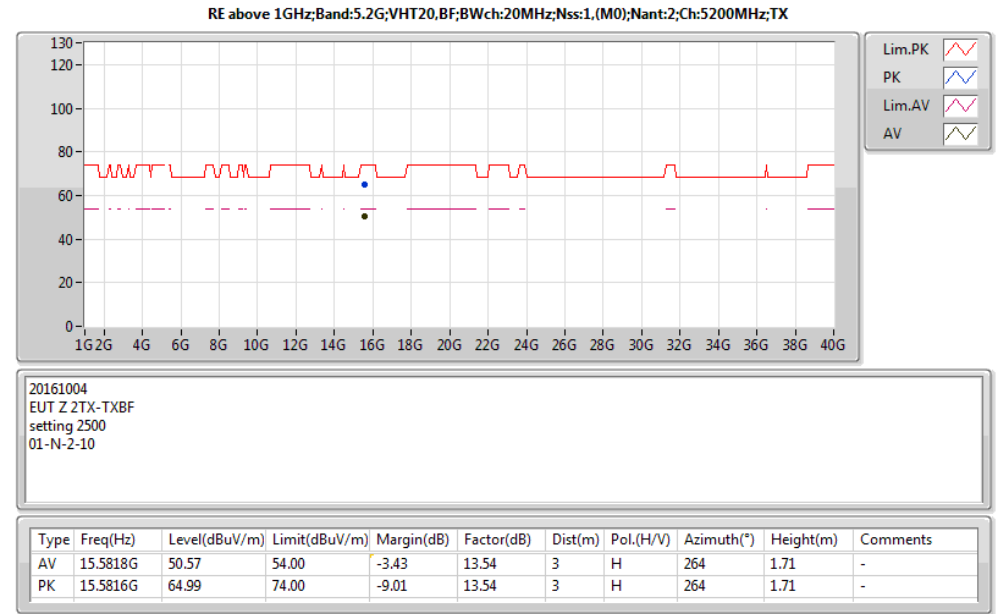
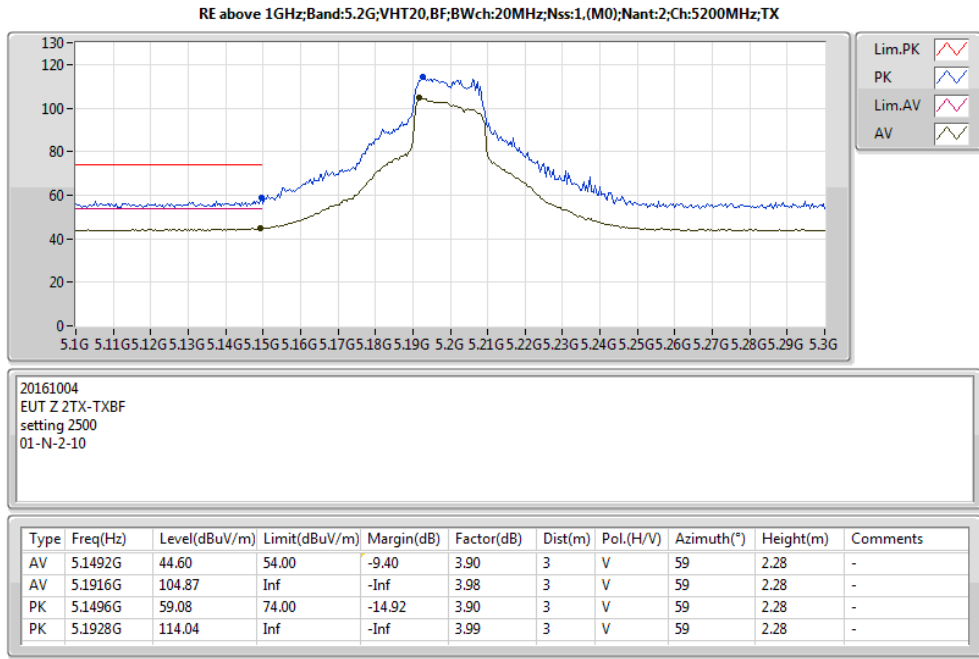
20161004
EUT Z 2TX-TXBF
setting 2200
01-N-2-10

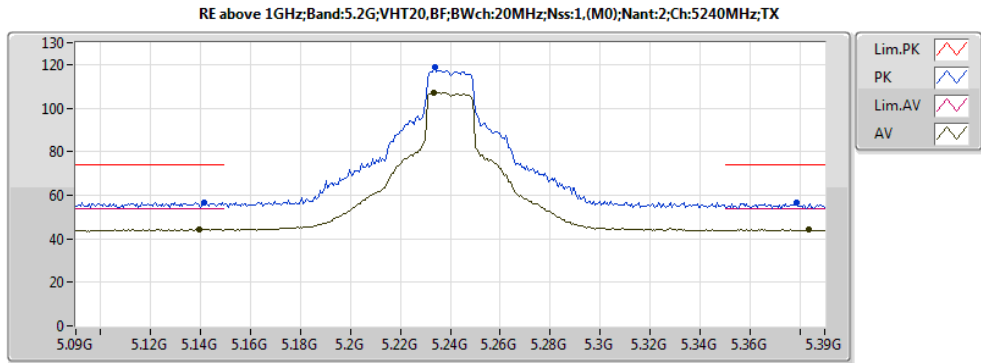
Type	Freq(Hz)	Level(dBuV/m)	Limit(dBuV/m)	Margin(dB)	Factor(dB)	Dist(m)	Pol.(H/V)	Azimuth(°)	Height(m)	Comments
AV	5.1496G	52.47	54.00	-1.53	3.90	3	H	181	2.43	-
AV	5.1744G	106.13	Inf	-Inf	3.95	3	H	181	2.43	-
PK	5.1496G	68.71	74.00	-5.29	3.90	3	H	181	2.43	-
PK	5.1748G	116.39	Inf	-Inf	3.95	3	H	181	2.43	-



20161004
EUT Z 2TX-TXBF
setting 2500
01-N-2-10

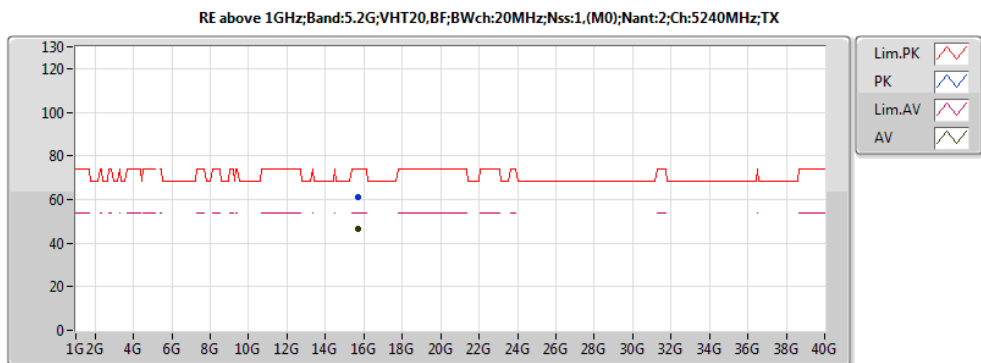
Type	Freq(Hz)	Level(dBuV/m)	Limit(dBuV/m)	Margin(dB)	Factor(dB)	Dist(m)	Pol.(H/V)	Azimuth(°)	Height(m)	Comments
AV	5.1496G	45.40	54.00	-8.60	3.90	3	H	177	1.04	-
AV	5.2052G	107.18	Inf	-Inf	4.01	3	H	177	1.04	-
AV	5.5818G	50.57	54.00	-3.43	13.54	3	H	264	1.71	-
PK	5.1496G	61.47	74.00	-12.53	3.90	3	H	177	1.04	-
PK	5.2064G	118.29	Inf	-Inf	4.01	3	H	177	1.04	-
PK	5.5816G	64.99	74.00	-9.01	13.54	3	H	264	1.71	-
AV	5.1492G	44.60	54.00	-9.40	3.90	3	V	59	2.28	-
AV	5.1916G	104.87	Inf	-Inf	3.98	3	V	59	2.28	-
AV	5.5952G	47.39	54.00	-6.61	13.52	3	V	305	1.79	-
PK	5.1496G	59.08	74.00	-14.92	3.90	3	V	59	2.28	-
PK	5.1928G	114.04	Inf	-Inf	3.99	3	V	59	2.28	-
PK	5.5892G	61.13	74.00	-12.87	13.53	3	V	305	1.79	-





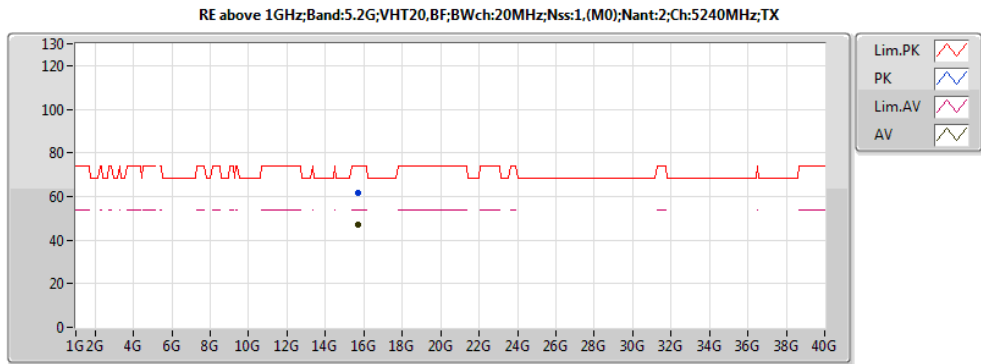
20161004
EUT Z 2TX-TXBF
setting 2500
01-N-2-10

Type	Freq(Hz)	Level(dBuV/m)	Limit(dBuV/m)	Margin(dB)	Factor(dB)	Dist(m)	Pol.(H/V)	Azimuth(°)	Height(m)	Comments
AV	5.1392G	44.41	54.00	-9.59	3.88	3	H	179	2.43	-
AV	5.2334G	107.04	Inf	-Inf	4.07	3	H	179	2.43	-
AV	5.3834G	44.28	54.00	-9.72	4.37	3	H	179	2.43	-
PK	5.1416G	56.87	74.00	-17.13	3.88	3	H	179	2.43	-
PK	5.234G	118.61	Inf	-Inf	4.07	3	H	179	2.43	-
PK	5.3786G	56.60	74.00	-17.40	4.36	3	H	179	2.43	-



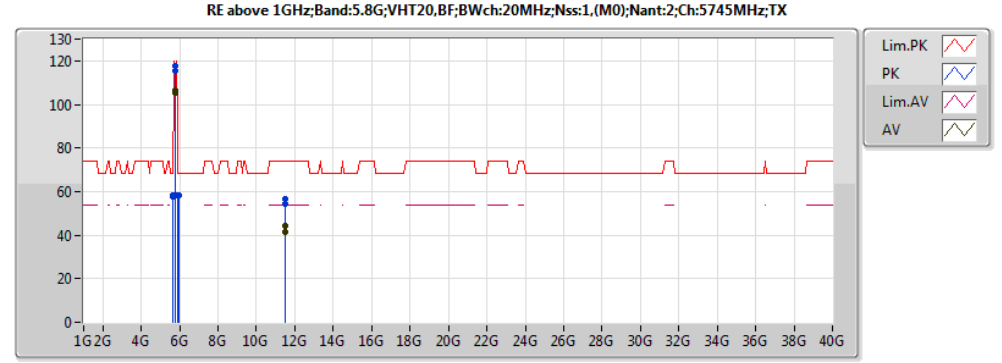
20161004
EUT Z 2TX-TXBF
setting 2500
01-N-2-10

Type	Freq(Hz)	Level(dBuV/m)	Limit(dBuV/m)	Margin(dB)	Factor(dB)	Dist(m)	Pol.(H/V)	Azimuth(°)	Height(m)	Comments
AV	15.705G	46.54	54.00	-7.46	13.39	3	V	304	1.68	-
PK	15.7071G	61.19	74.00	-12.81	13.39	3	V	304	1.68	-



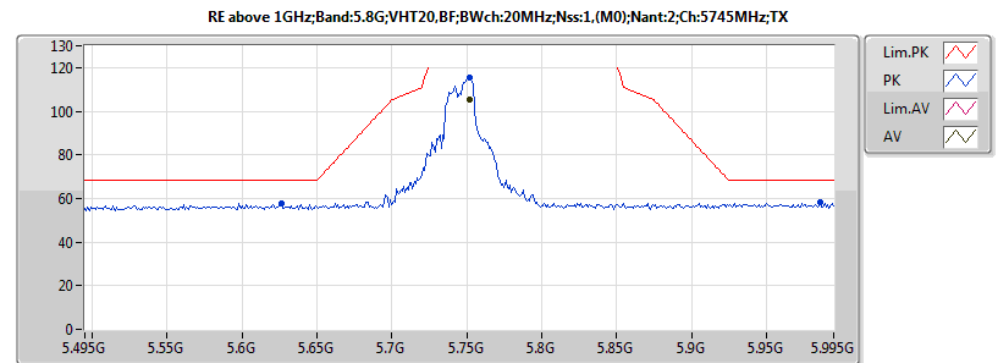
20161004
EUT Z 2TX-TXBF
setting 2500
01-N-2-10

Type	Freq(Hz)	Level(dBuV/m)	Limit(dBuV/m)	Margin(dB)	Factor(dB)	Dist(m)	Pol.(H/V)	Azimuth(°)	Height(m)	Comments
AV	15.7216G	46.90	54.00	-7.10	13.37	3	H	46	1.82	-
PK	15.7212G	61.66	74.00	-12.34	13.37	3	H	46	1.82	-



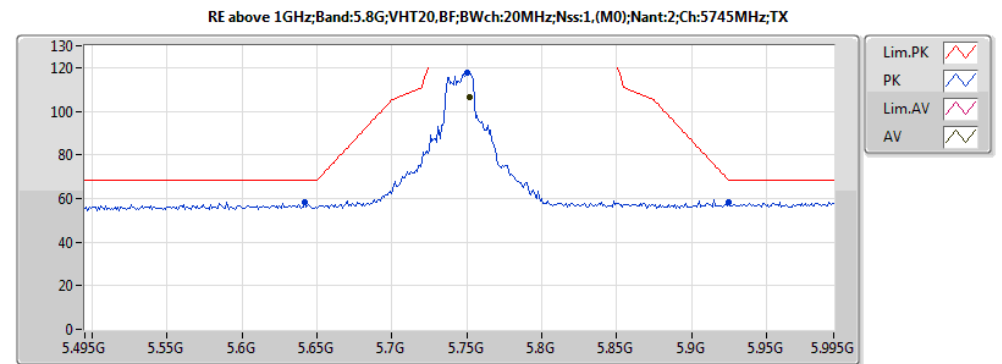
20161004
EUT Z 2TX-TXBF
setting 2500
01-N-2-10

Type	Freq(Hz)	Level(dBuV/m)	Limit(dBuV/m)	Margin(dB)	Factor(dB)	Dist(m)	Pol.(H/V)	Azimuth(°)	Height(m)	Comments
AV	5.752G	106.71	Inf	-Inf	5.42	3	H	189	2.28	-
AV	11.4801G	44.15	54.00	-9.85	11.77	3	H	73	1.73	-
PK	5.642G	58.54	68.20	-9.66	4.96	3	H	189	2.28	-
PK	5.75G	117.68	Inf	-Inf	5.41	3	H	189	2.28	-
PK	5.925G	58.21	68.20	-9.99	5.98	3	H	189	2.28	-
PK	11.4764G	56.85	74.00	-17.15	11.77	3	H	73	1.73	-
AV	5.752G	105.44	Inf	-Inf	5.42	3	V	4	1.09	-
AV	11.4795G	41.34	54.00	-12.66	11.77	3	V	74	1.13	-
PK	5.626G	57.64	68.20	-10.56	4.89	3	V	4	1.09	-
PK	5.752G	115.47	Inf	-Inf	5.42	3	V	4	1.09	-
PK	5.986G	58.21	68.20	-9.99	6.16	3	V	4	1.09	-
PK	11.4745G	54.23	74.00	-19.77	11.77	3	V	74	1.13	-



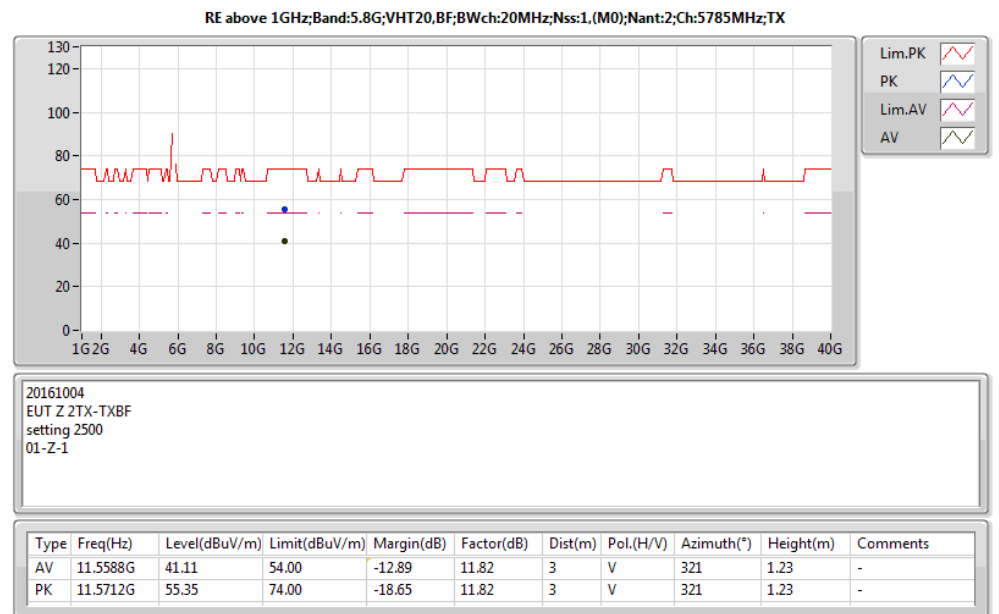
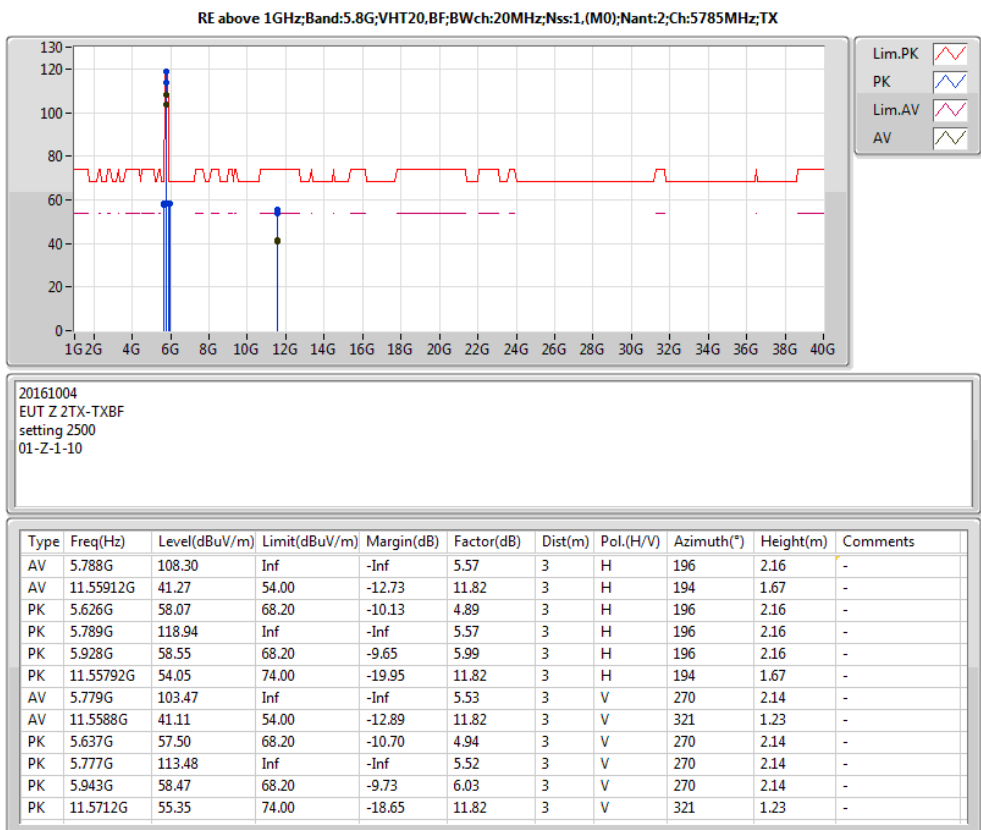
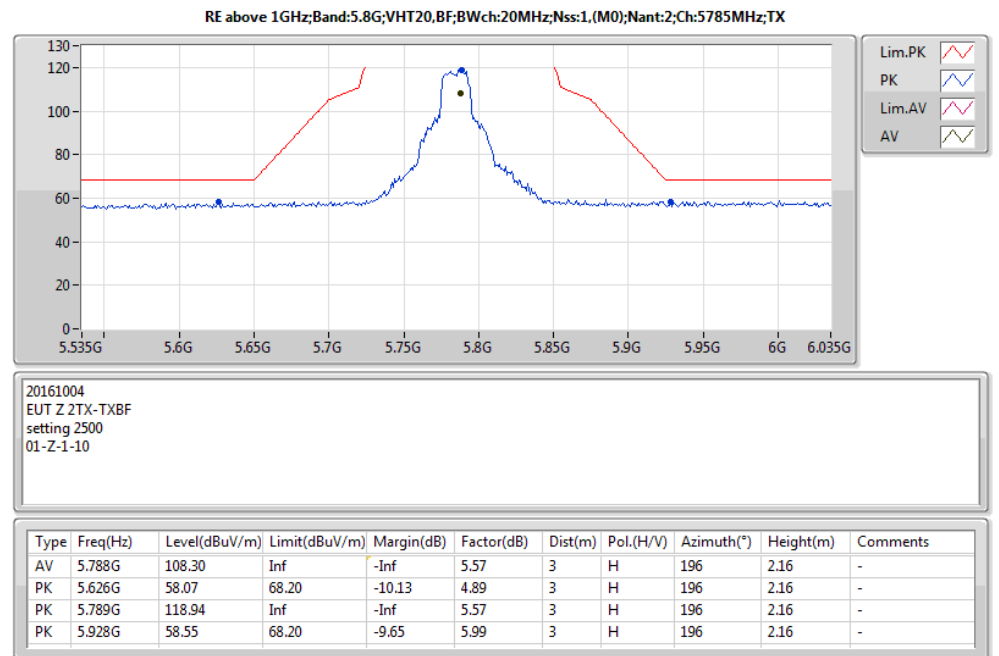
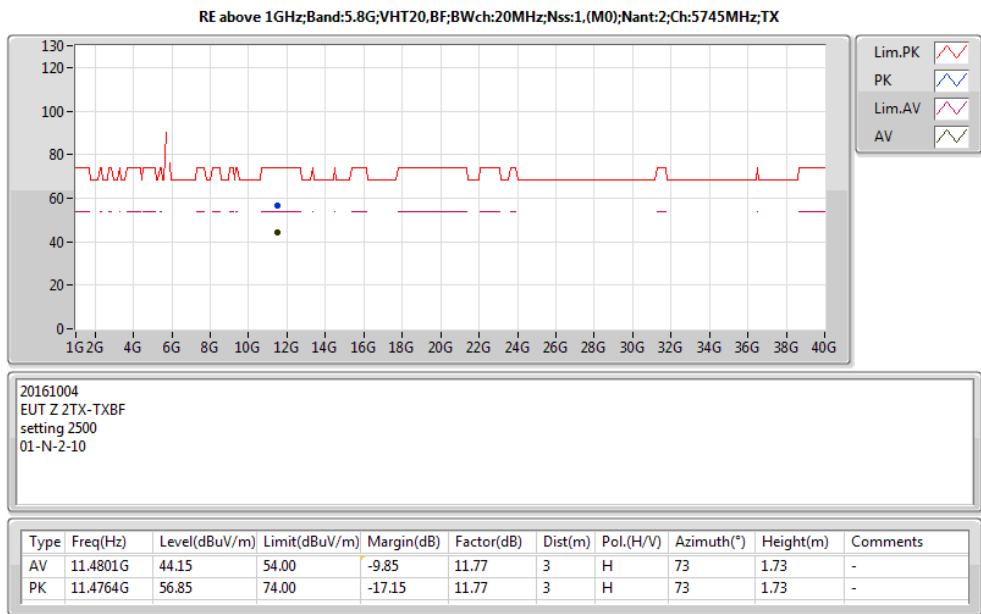
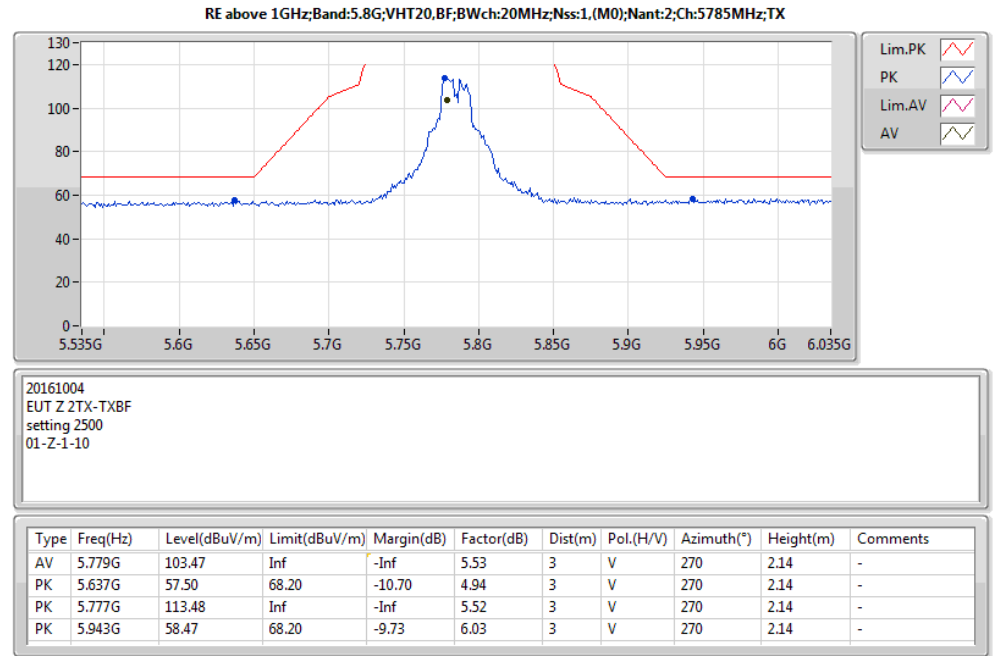
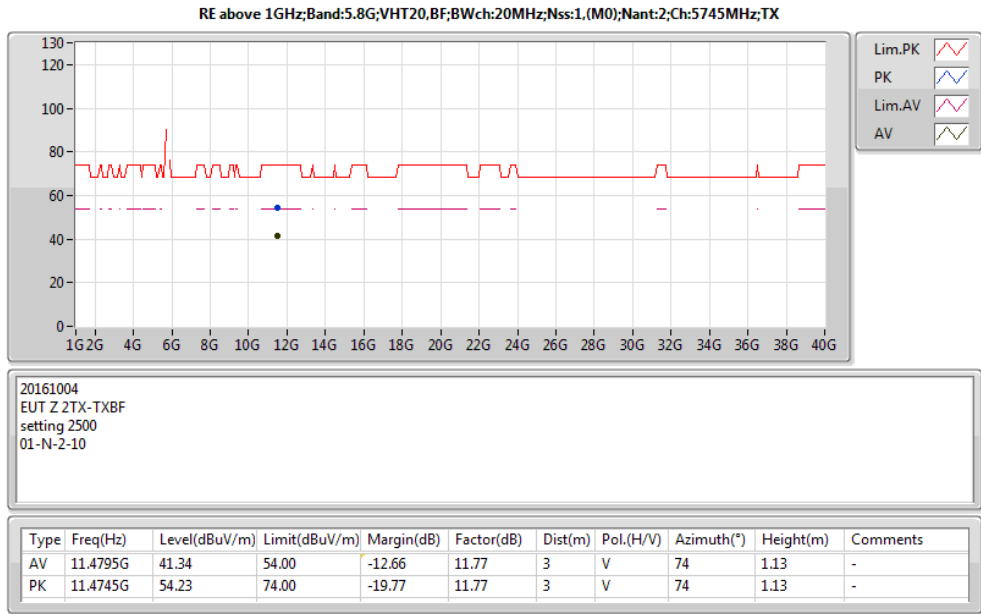
20161004
EUT Z 2TX-TXBF
setting 2500
01-N-2-10

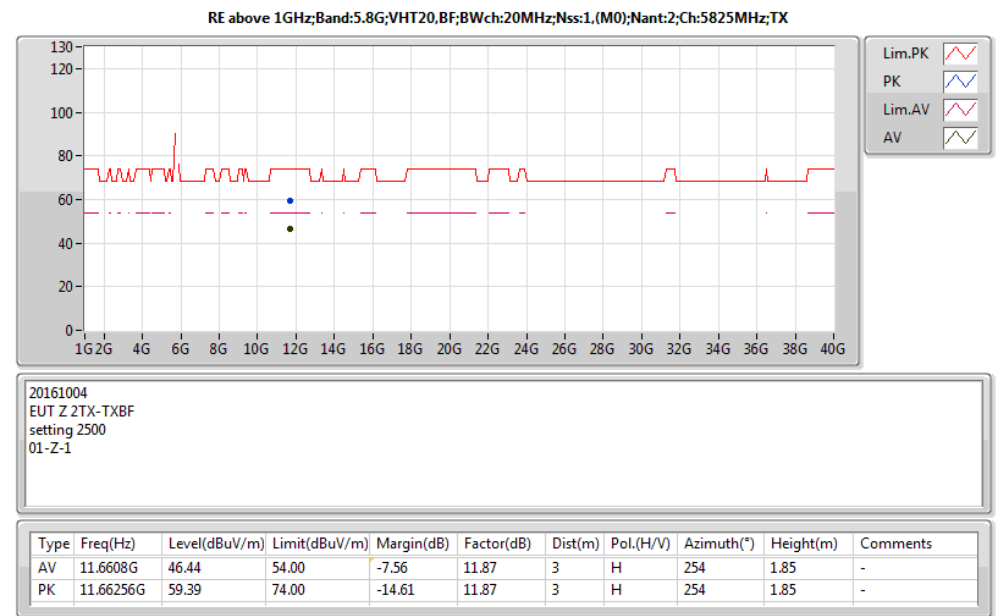
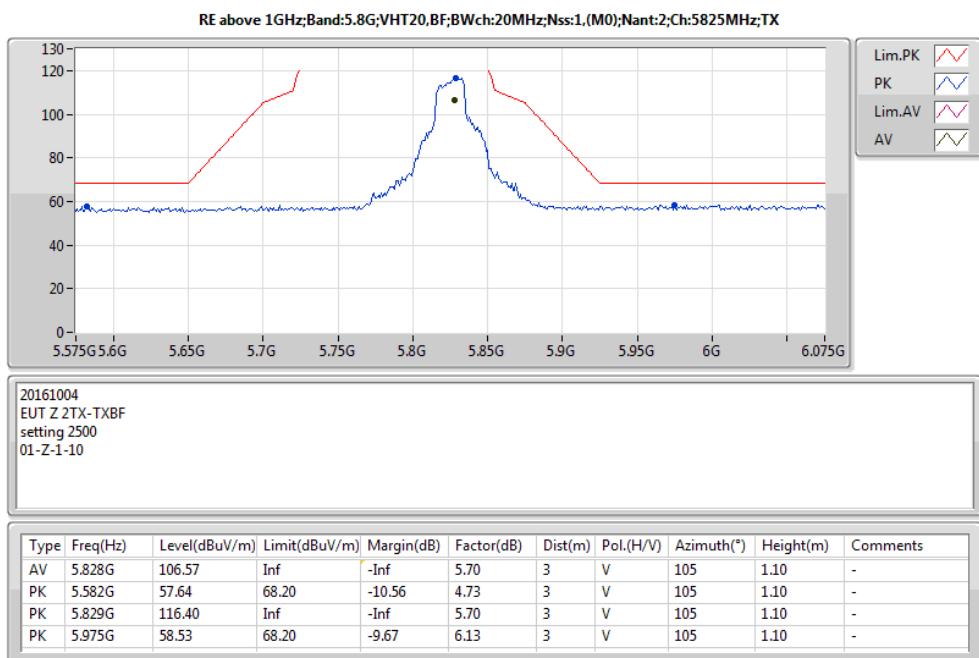
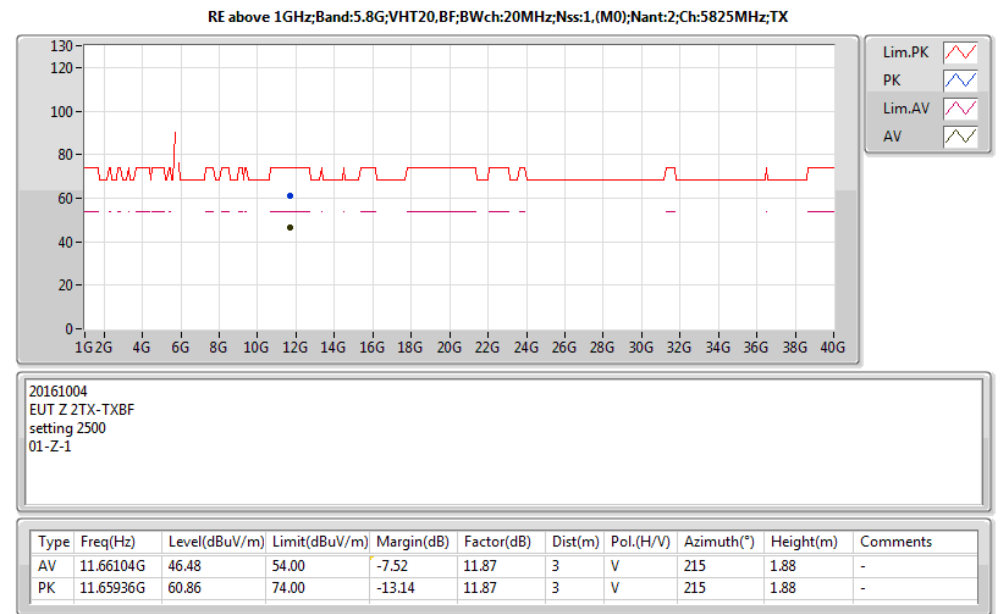
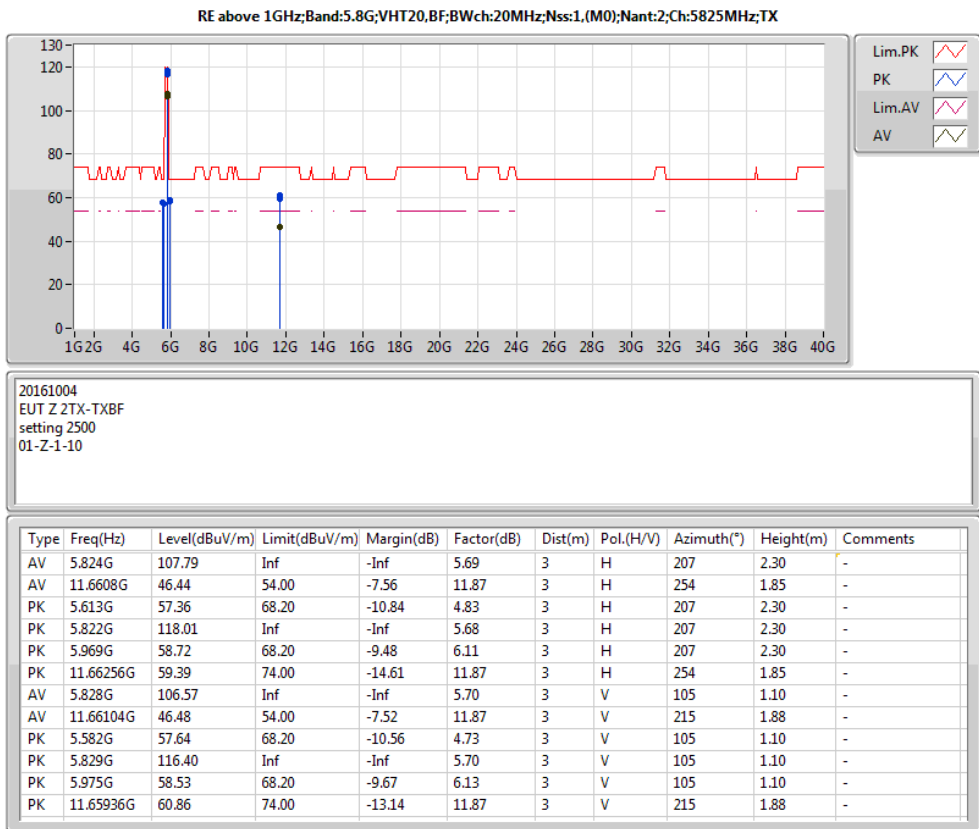
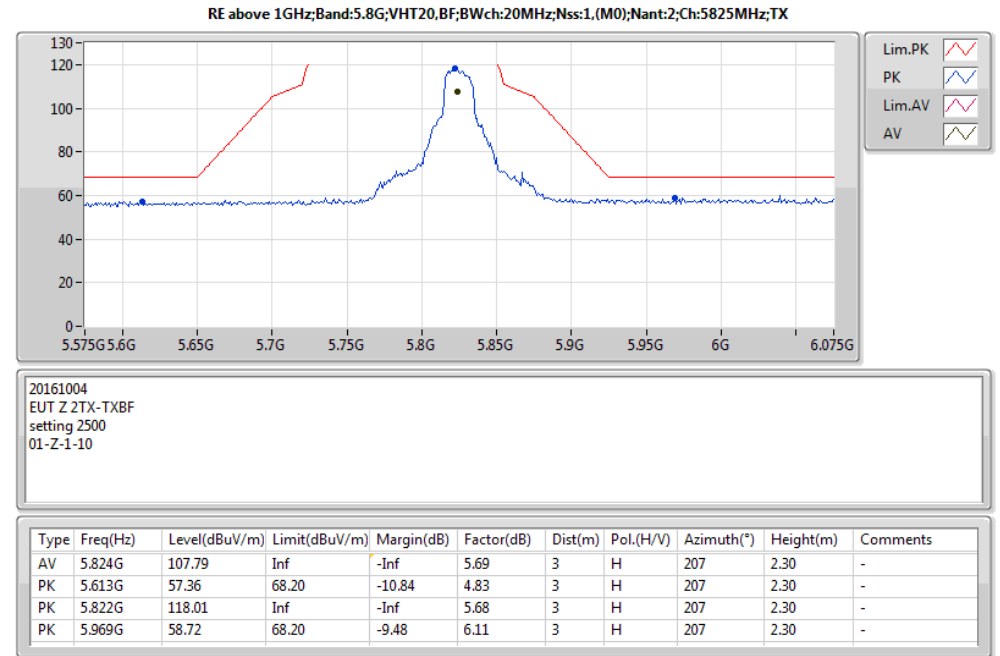
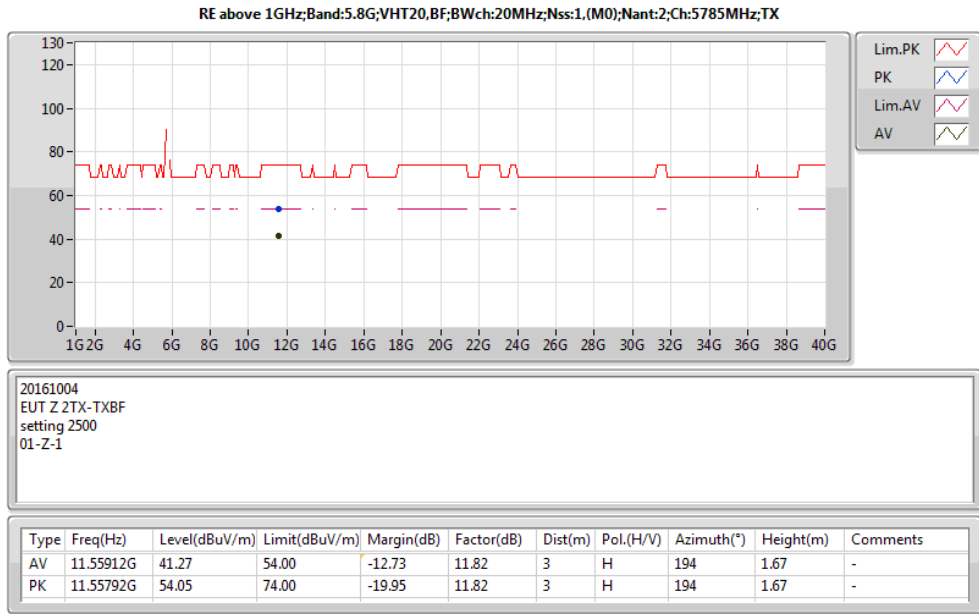
Type	Freq(Hz)	Level(dBuV/m)	Limit(dBuV/m)	Margin(dB)	Factor(dB)	Dist(m)	Pol.(H/V)	Azimuth(°)	Height(m)	Comments
AV	5.752G	105.44	Inf	-Inf	5.42	3	V	4	1.09	-
PK	5.626G	57.64	68.20	-10.56	4.89	3	V	4	1.09	-
PK	5.752G	115.47	Inf	-Inf	5.42	3	V	4	1.09	-
PK	5.986G	58.21	68.20	-9.99	6.16	3	V	4	1.09	-

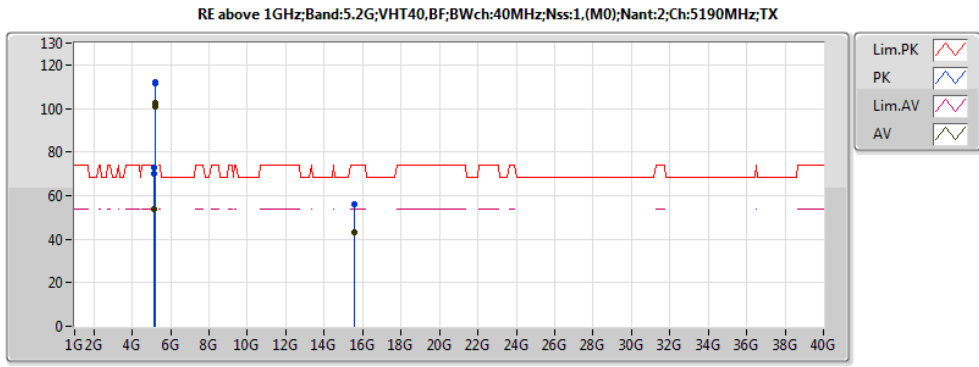


20161004
EUT Z 2TX-TXBF
setting 2500
01-N-2-10

Type	Freq(Hz)	Level(dBuV/m)	Limit(dBuV/m)	Margin(dB)	Factor(dB)	Dist(m)	Pol.(H/V)	Azimuth(°)	Height(m)	Comments
AV	5.752G	106.71	Inf	-Inf	5.42	3	H	189	2.28	-
PK	5.642G	58.54	68.20	-9.66	4.96	3	H	189	2.28	-
PK	5.75G	117.68	Inf	-Inf	5.41	3	H	189	2.28	-
PK	5.925G	58.21	68.20	-9.99	5.98	3	H	189	2.28	-

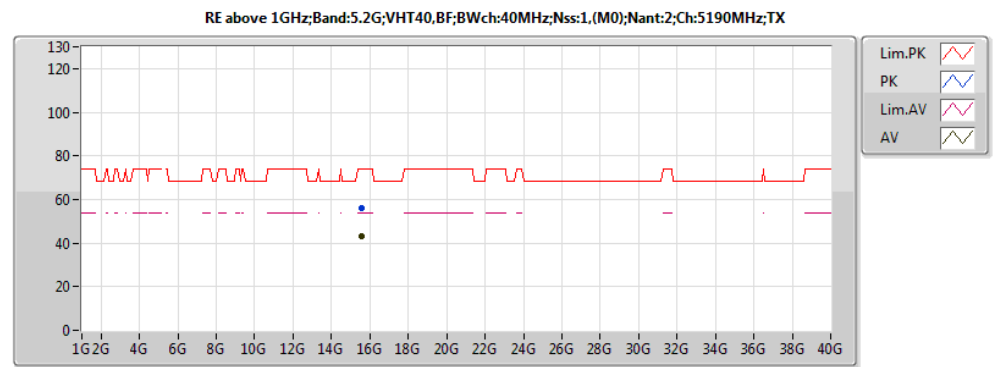






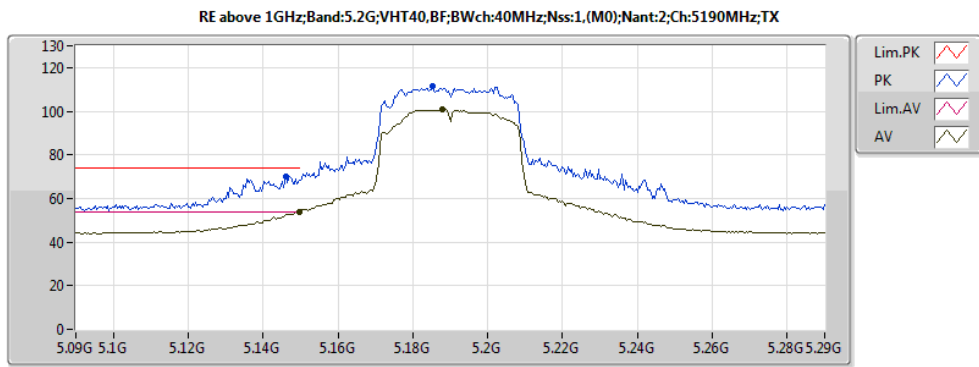
20161004
EUT Z 2TX-TXBF
setting 2200
01-Z-1-10

Type	Freq(Hz)	Level(dBuV/m)	Limit(dBuV/m)	Margin(dB)	Factor(dB)	Dist(m)	Pol.(H/V)	Azimuth(°)	Height(m)	Comments
AV	5.1492G	53.94	54.00	-0.06	3.90	3	H	192	2.55	-
AV	5.192G	102.29	Inf	-Inf	3.98	3	H	192	2.55	-
AV	15.58512G	43.17	54.00	-10.83	13.53	3	H	219	1.98	-
PK	5.1364G	72.60	74.00	-1.40	3.87	3	H	192	2.55	-
PK	5.2024G	112.20	Inf	-Inf	4.01	3	H	192	2.55	-
PK	15.56032G	56.07	74.00	-17.93	13.56	3	H	219	1.98	-
AV	5.1496G	53.96	54.00	-0.04	3.90	3	V	63	2.30	-
AV	5.188G	100.92	Inf	-Inf	3.98	3	V	63	2.30	-
AV	15.56096G	43.19	54.00	-10.81	13.56	3	V	62	2.13	-
PK	5.146G	69.94	74.00	-4.06	3.89	3	V	63	2.30	-
PK	5.1852G	111.62	Inf	-Inf	3.97	3	V	63	2.30	-
PK	15.58976G	56.31	74.00	-17.69	13.53	3	V	62	2.13	-



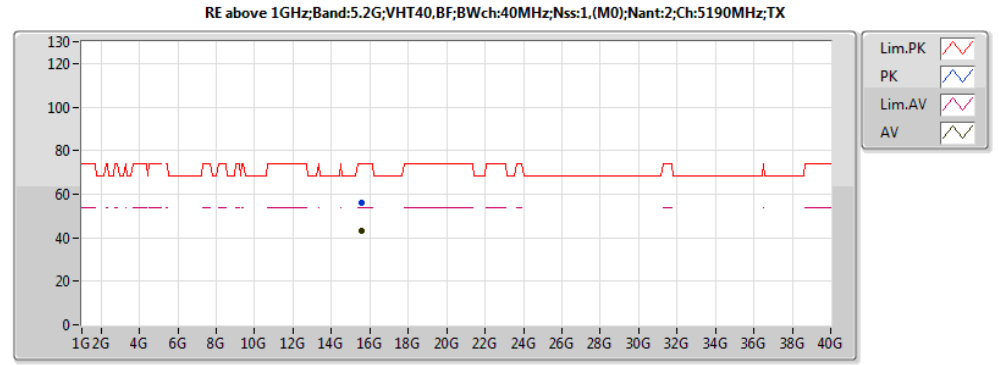
20161004
EUT Z 2TX-TXBF
setting 2200
01-Z-1

Type	Freq(Hz)	Level(dBuV/m)	Limit(dBuV/m)	Margin(dB)	Factor(dB)	Dist(m)	Pol.(H/V)	Azimuth(°)	Height(m)	Comments
AV	15.56096G	43.19	54.00	-10.81	13.56	3	V	62	2.13	-
PK	15.58976G	56.31	74.00	-17.69	13.53	3	V	62	2.13	-



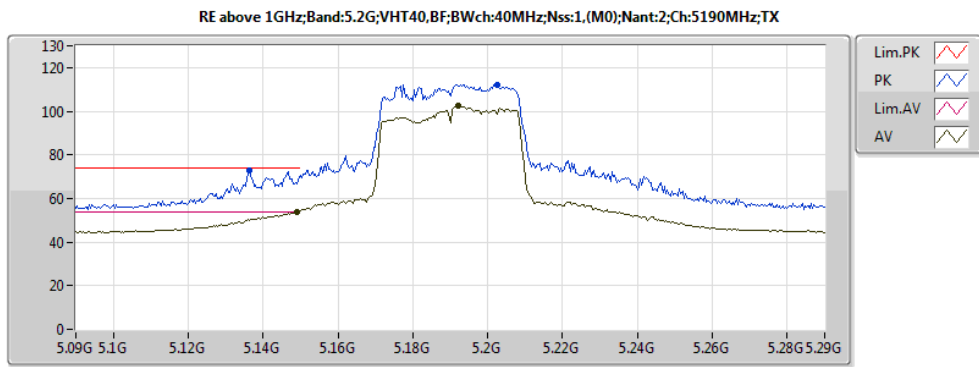
20161004
EUT Z 2TX-TXBF
setting 2200
01-Z-1-10

Type	Freq(Hz)	Level(dBuV/m)	Limit(dBuV/m)	Margin(dB)	Factor(dB)	Dist(m)	Pol.(H/V)	Azimuth(°)	Height(m)	Comments
AV	5.1496G	53.96	54.00	-0.04	3.90	3	V	63	2.30	-
AV	5.188G	100.92	Inf	-Inf	3.98	3	V	63	2.30	-
PK	5.146G	69.94	74.00	-4.06	3.89	3	V	63	2.30	-
PK	5.1852G	111.62	Inf	-Inf	3.97	3	V	63	2.30	-



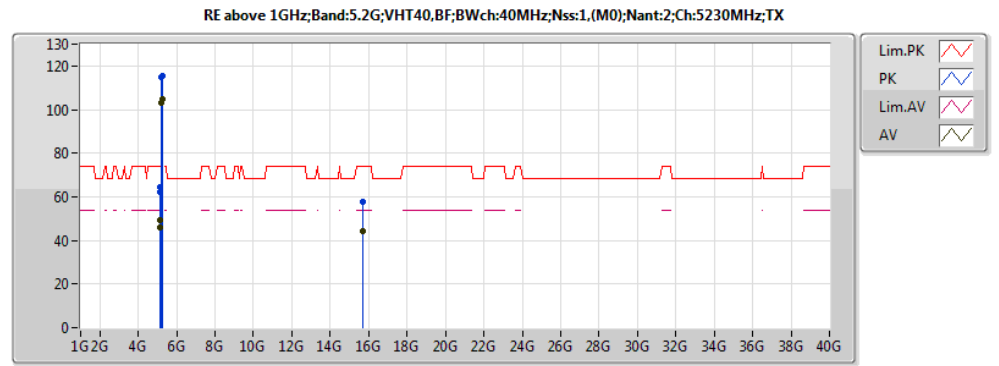
20161004
EUT Z 2TX-TXBF
setting 2200
01-Z-1

Type	Freq(Hz)	Level(dBuV/m)	Limit(dBuV/m)	Margin(dB)	Factor(dB)	Dist(m)	Pol.(H/V)	Azimuth(°)	Height(m)	Comments
AV	15.58512G	43.17	54.00	-10.83	13.53	3	H	219	1.98	-
PK	15.56032G	56.07	74.00	-17.93	13.56	3	H	219	1.98	-



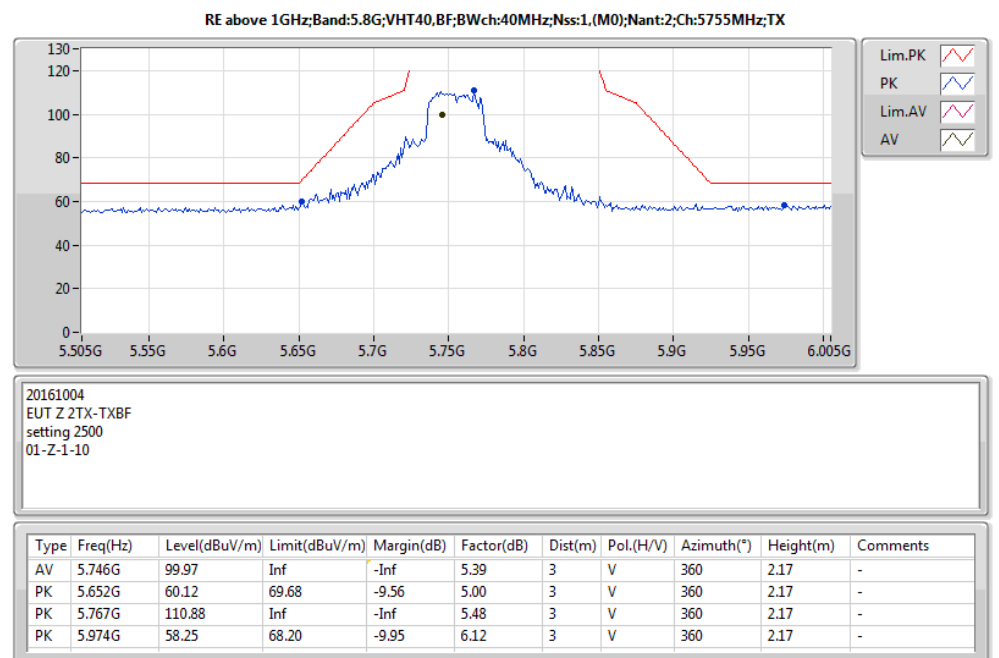
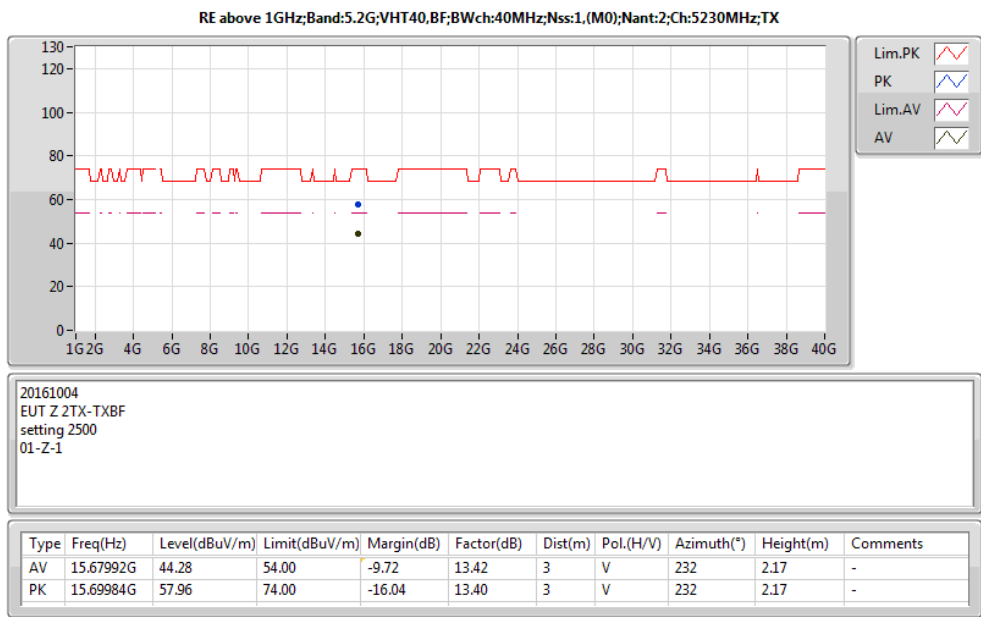
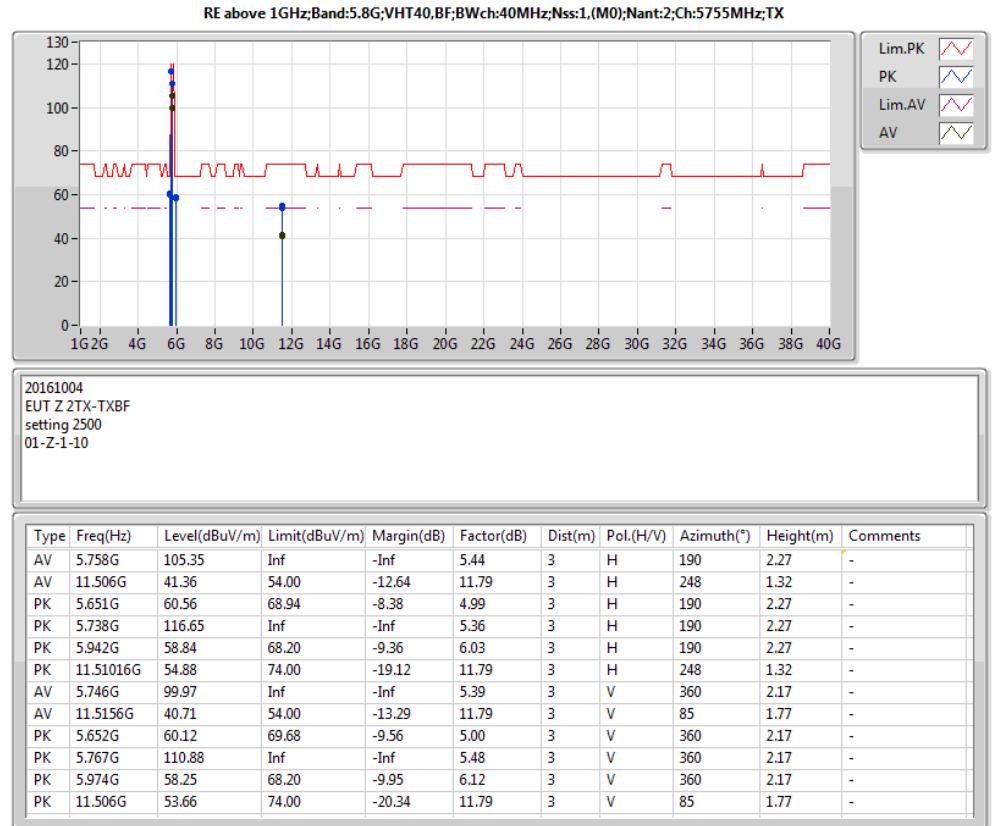
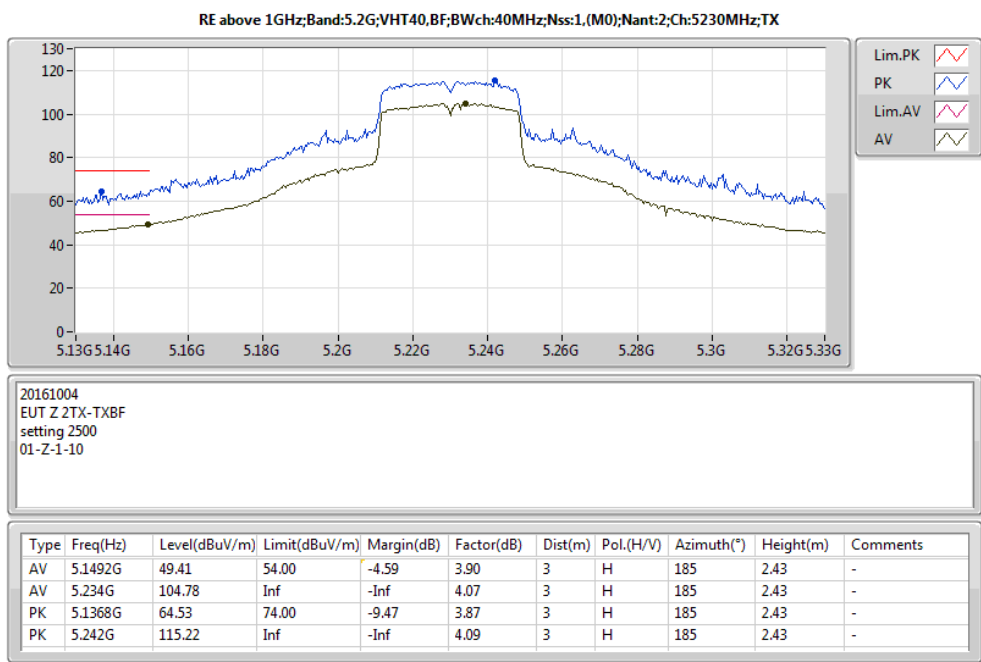
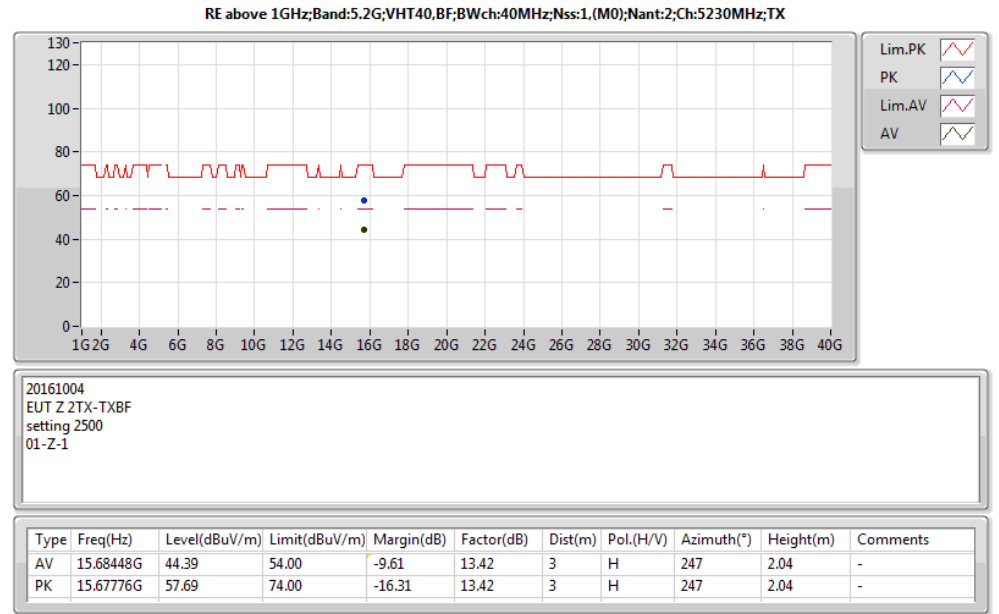
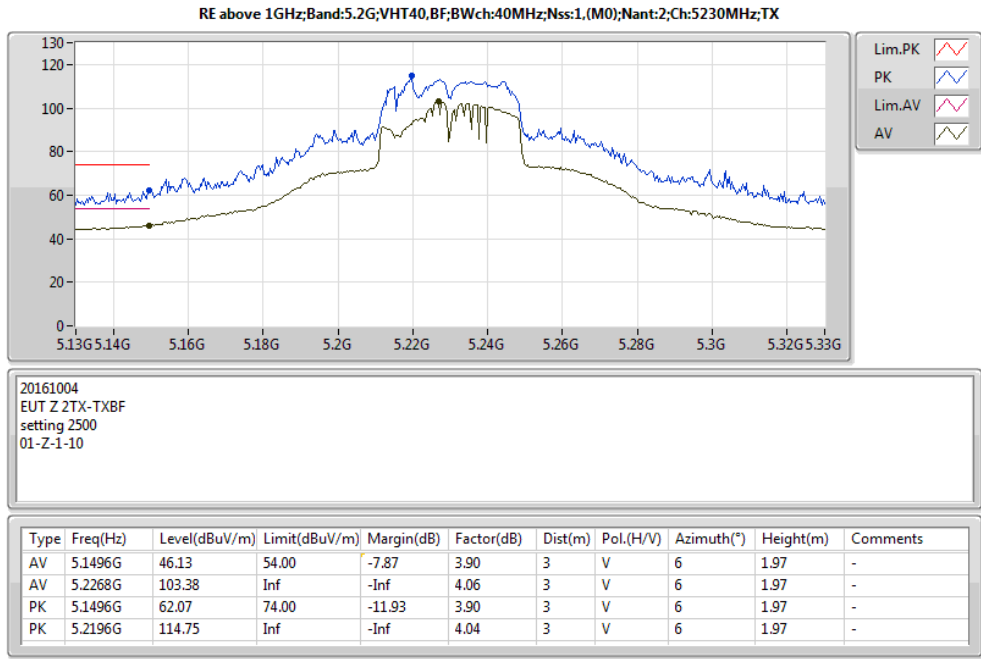
20161004
EUT Z 2TX-TXBF
setting 2200
01-Z-1-10

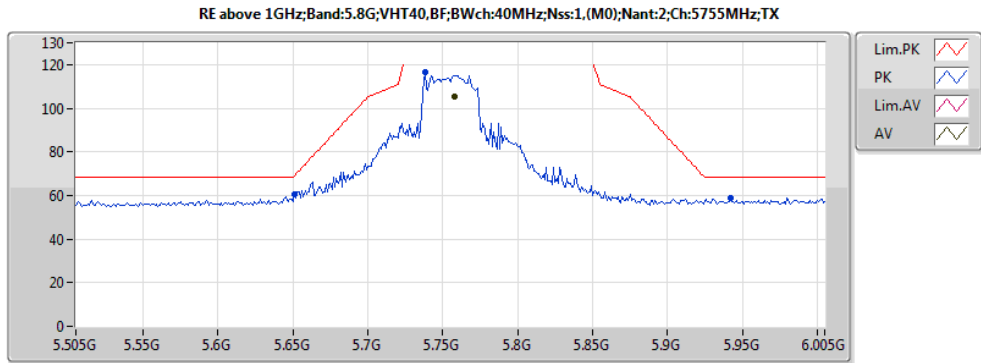
Type	Freq(Hz)	Level(dBuV/m)	Limit(dBuV/m)	Margin(dB)	Factor(dB)	Dist(m)	Pol.(H/V)	Azimuth(°)	Height(m)	Comments
AV	5.1492G	53.94	54.00	-0.06	3.90	3	H	192	2.55	-
AV	5.192G	102.29	Inf	-Inf	3.98	3	H	192	2.55	-
PK	5.1364G	72.60	74.00	-1.40	3.87	3	H	192	2.55	-
PK	5.2024G	112.20	Inf	-Inf	4.01	3	H	192	2.55	-



20161004
EUT Z 2TX-TXBF
setting 2500
01-Z-1-10

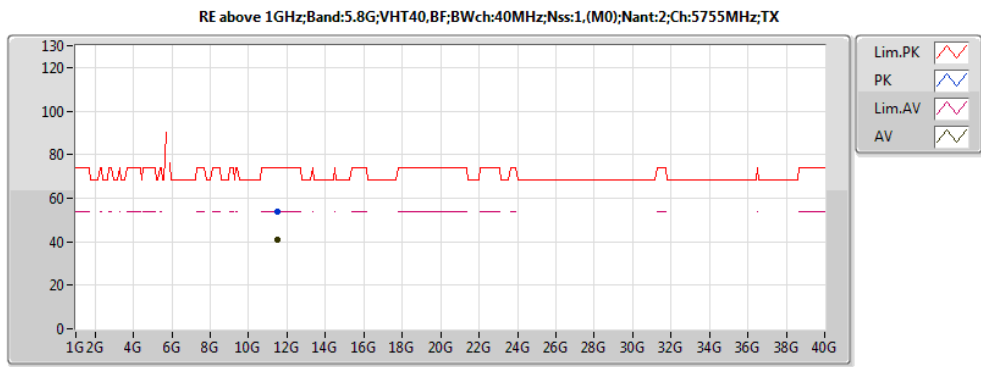
Type	Freq(Hz)	Level(dBuV/m)	Limit(dBuV/m)	Margin(dB)	Factor(dB)	Dist(m)	Pol.(H/V)	Azimuth(°)	Height(m)	Comments
AV	5.1492G	49.41	54.00	-4.59	3.90	3	H	185	2.43	-
AV	5.234G	104.78	Inf	-Inf	4.07	3	H	185	2.43	-
AV	15.68448G	44.39	54.00	-9.61	13.42	3	H	247	2.04	-
PK	5.1368G	64.53	74.00	-9.47	3.87	3	H	185	2.43	-
PK	5.242G	115.22	Inf	-Inf	4.09	3	H	185	2.43	-
PK	15.67776G	57.69	74.00	-16.31	13.42	3	H	247	2.04	-
AV	5.1496G	46.13	54.00	-7.87	3.90	3	V	6	1.97	-
AV	5.2268G	103.38	Inf	-Inf	4.06	3	V	6	1.97	-
AV	15.67992G	44.28	54.00	-9.72	13.42	3	V	232	2.17	-
PK	5.1496G	62.07	74.00	-11.93	3.90	3	V	6	1.97	-
PK	5.2196G	114.75	Inf	-Inf	4.04	3	V	6	1.97	-
PK	15.69984G	57.96	74.00	-16.04	13.40	3	V	232	2.17	-





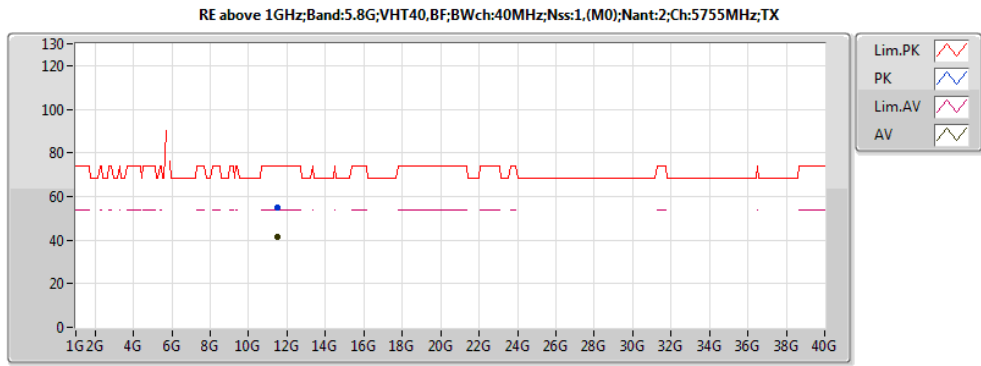
20161004
EUT Z 2TX-TXBF
setting 2500
01-Z-1-10

Type	Freq(Hz)	Level(dBuV/m)	Limit(dBuV/m)	Margin(dB)	Factor(dB)	Dist(m)	Pol.(H/V)	Azimuth(°)	Height(m)	Comments
AV	5.758G	105.35	Inf	-Inf	5.44	3	H	190	2.27	-
PK	5.651G	60.56	68.94	-8.38	4.99	3	H	190	2.27	-
PK	5.738G	116.65	Inf	-Inf	5.36	3	H	190	2.27	-
PK	5.942G	58.84	68.20	-9.36	6.03	3	H	190	2.27	-



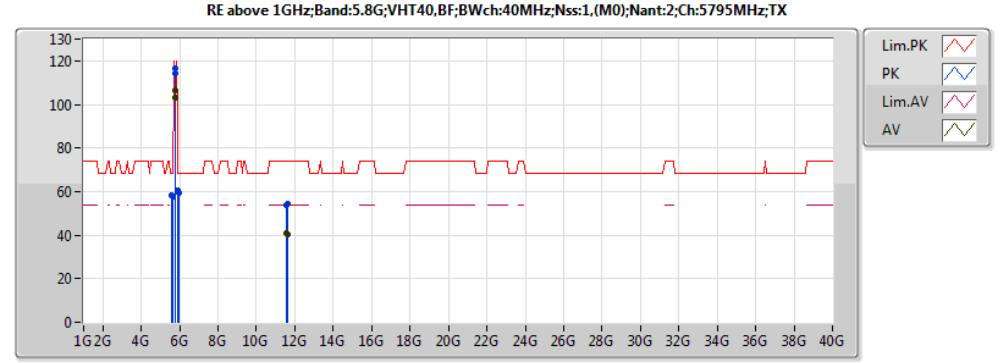
20161004
EUT Z 2TX-TXBF
setting 2500
01-Z-1

Type	Freq(Hz)	Level(dBuV/m)	Limit(dBuV/m)	Margin(dB)	Factor(dB)	Dist(m)	Pol.(H/V)	Azimuth(°)	Height(m)	Comments
AV	11.5156G	40.71	54.00	-13.29	11.79	3	V	85	1.77	-
PK	11.506G	53.66	74.00	-20.34	11.79	3	V	85	1.77	-



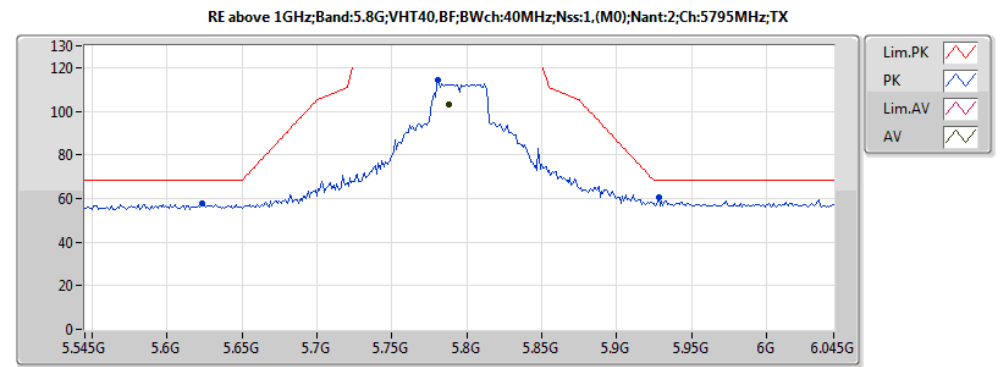
20161004
EUT Z 2TX-TXBF
setting 2500
01-Z-1

Type	Freq(Hz)	Level(dBuV/m)	Limit(dBuV/m)	Margin(dB)	Factor(dB)	Dist(m)	Pol.(H/V)	Azimuth(°)	Height(m)	Comments
AV	11.506G	41.36	54.00	-12.64	11.79	3	H	248	1.32	-
PK	11.51016G	54.88	74.00	-19.12	11.79	3	H	248	1.32	-



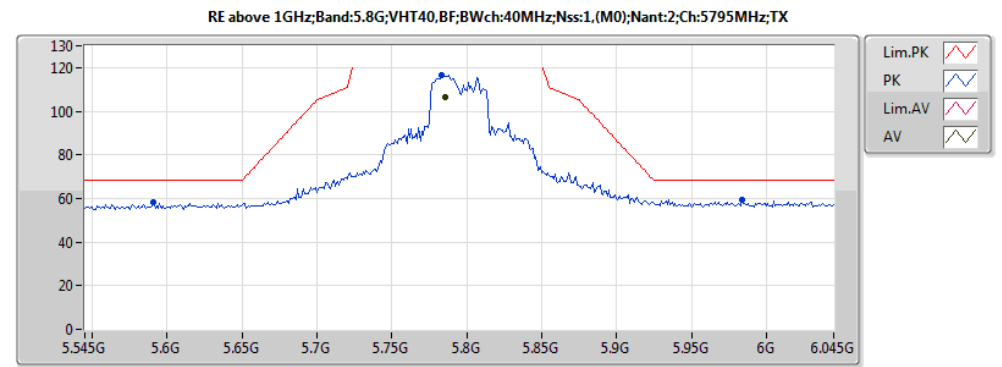
20161004
EUT Z 2TX-TXBF
setting 2500
01-Z-1-10

Type	Freq(Hz)	Level(dBuV/m)	Limit(dBuV/m)	Margin(dB)	Factor(dB)	Dist(m)	Pol.(H/V)	Azimuth(°)	Height(m)	Comments
AV	5.786G	106.46	Inf	-Inf	5.56	3	H	196	2.06	-
AV	11.56584G	40.76	54.00	-13.24	11.82	3	H	174	1.84	-
PK	5.591G	58.29	68.20	-9.91	4.76	3	H	196	2.06	-
PK	5.783G	116.68	Inf	-Inf	5.55	3	H	196	2.06	-
PK	5.984G	59.28	68.20	-8.92	6.15	3	H	196	2.06	-
PK	11.56216G	53.98	74.00	-20.02	11.82	3	H	174	1.84	-
AV	5.788G	102.95	Inf	-Inf	5.57	3	V	101	1.02	-
AV	11.59736G	40.60	54.00	-13.40	11.84	3	V	242	1.66	-
PK	5.623G	57.44	68.20	-10.76	4.88	3	V	101	1.02	-
PK	5.781G	114.11	Inf	-Inf	5.54	3	V	101	1.02	-
PK	5.928G	60.77	68.20	-7.43	5.99	3	V	101	1.02	-
PK	11.60936G	54.45	74.00	-19.55	11.84	3	V	242	1.66	-



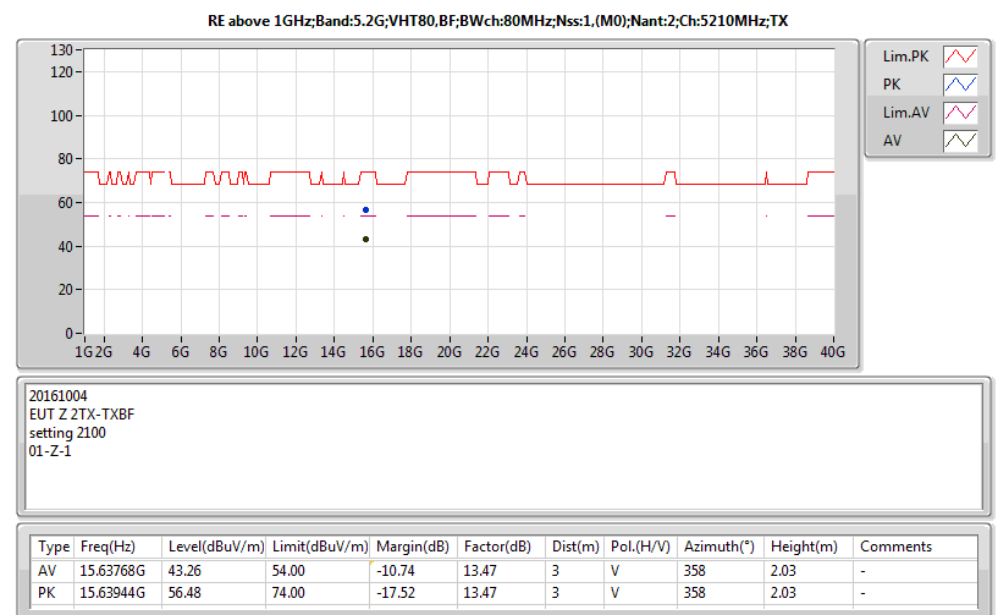
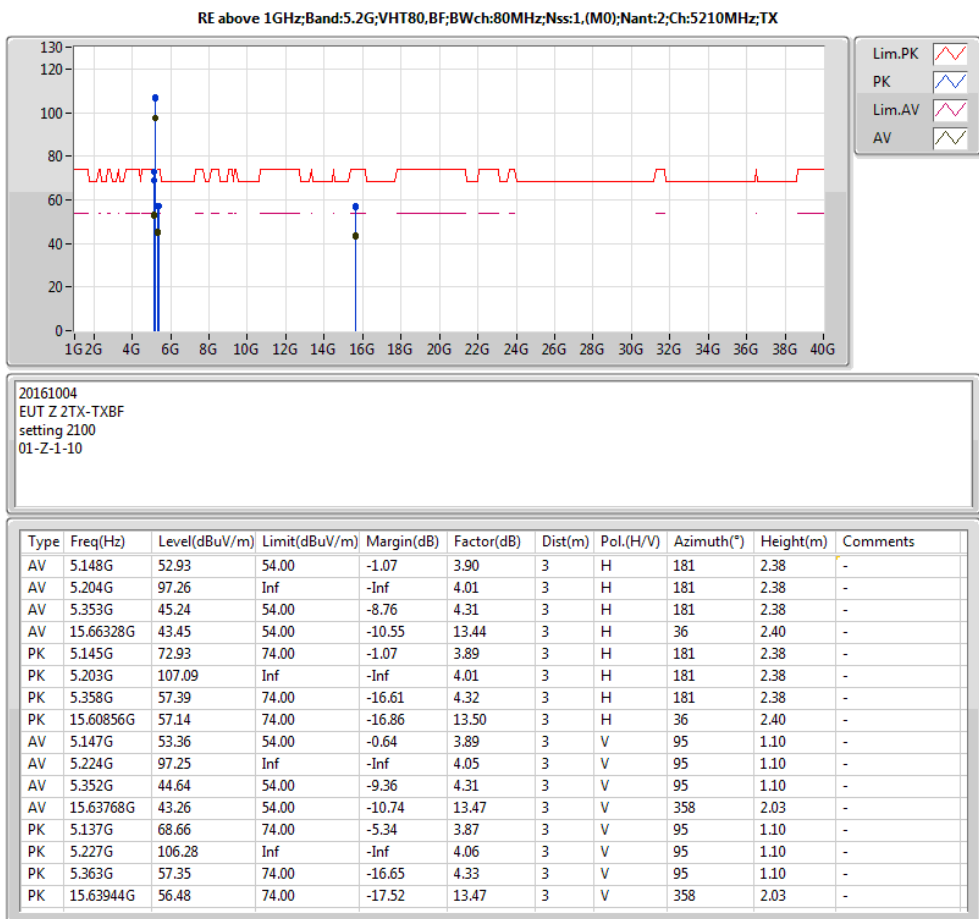
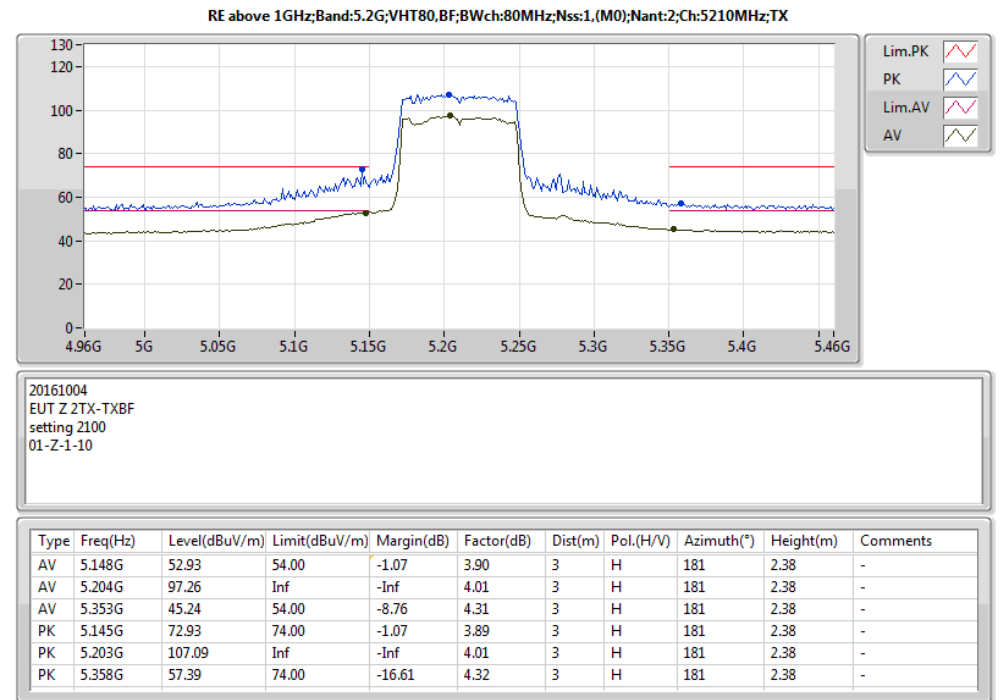
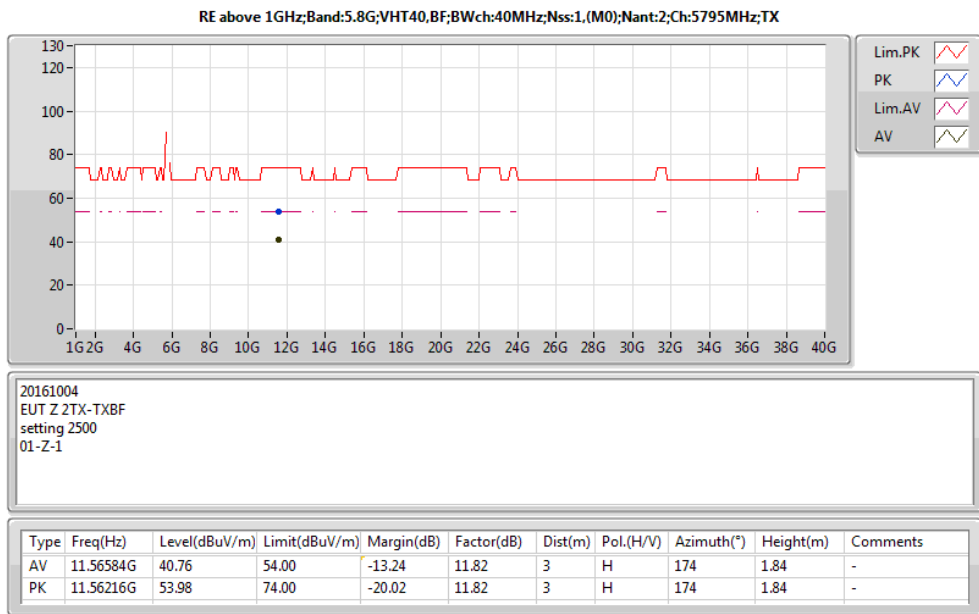
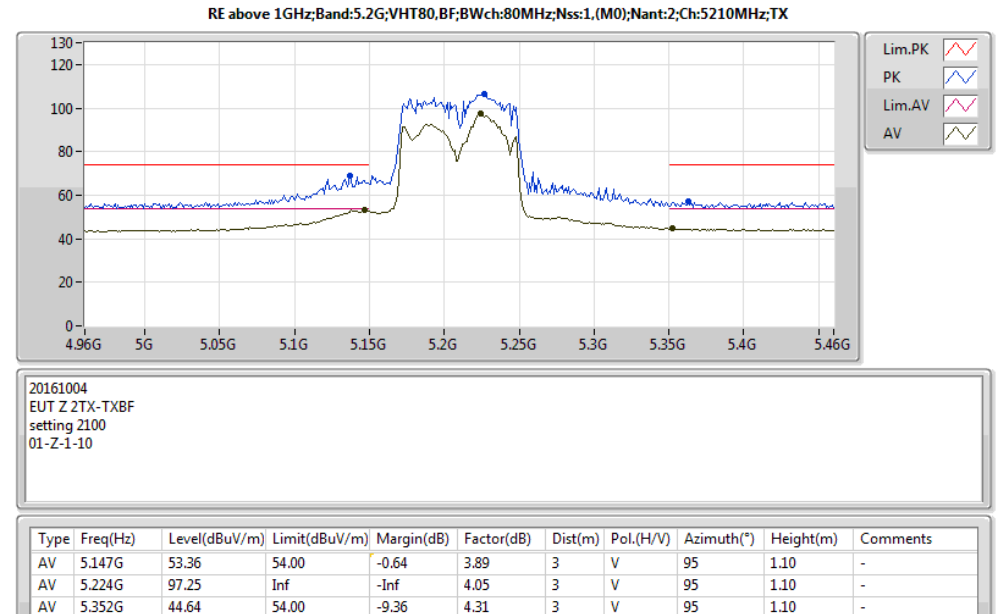
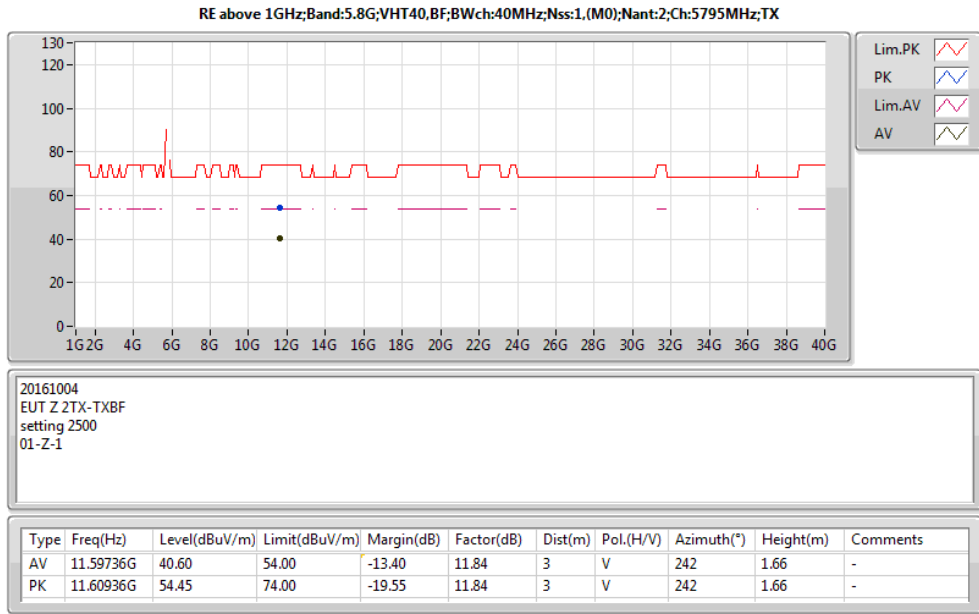
20161004
EUT Z 2TX-TXBF
setting 2500
01-Z-1-10

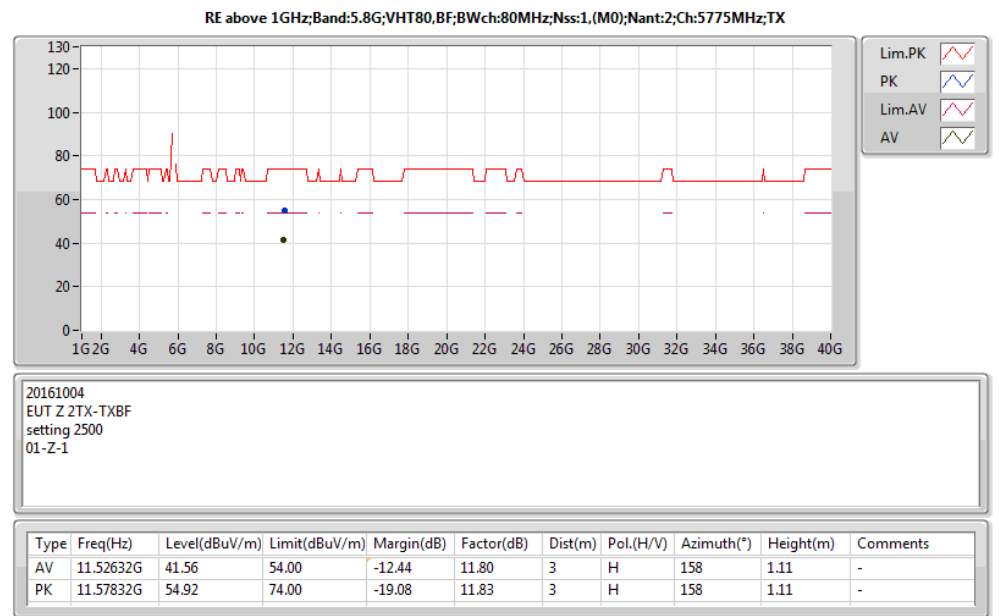
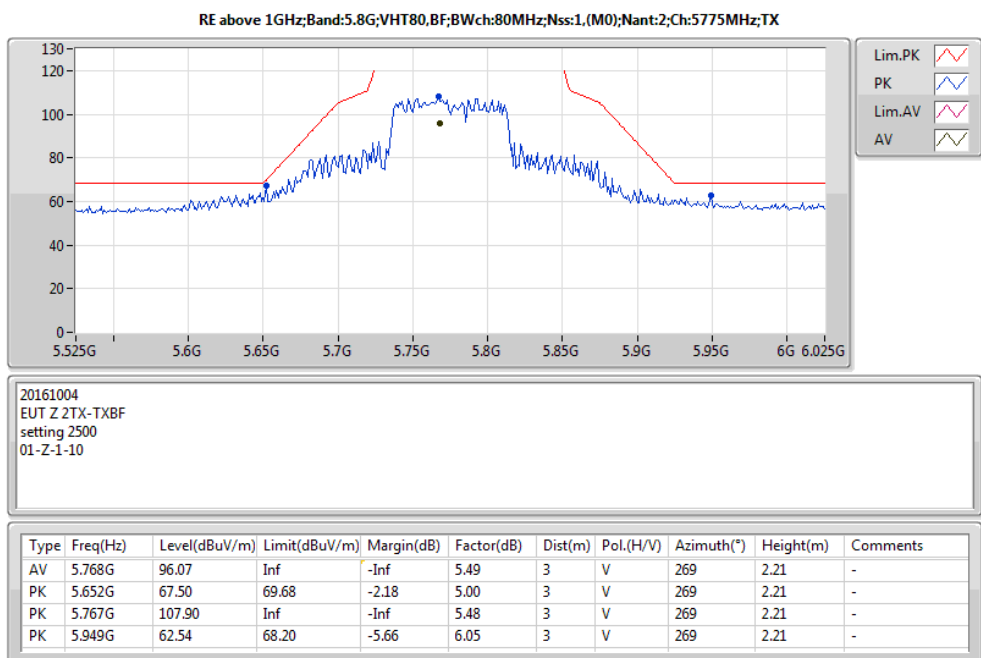
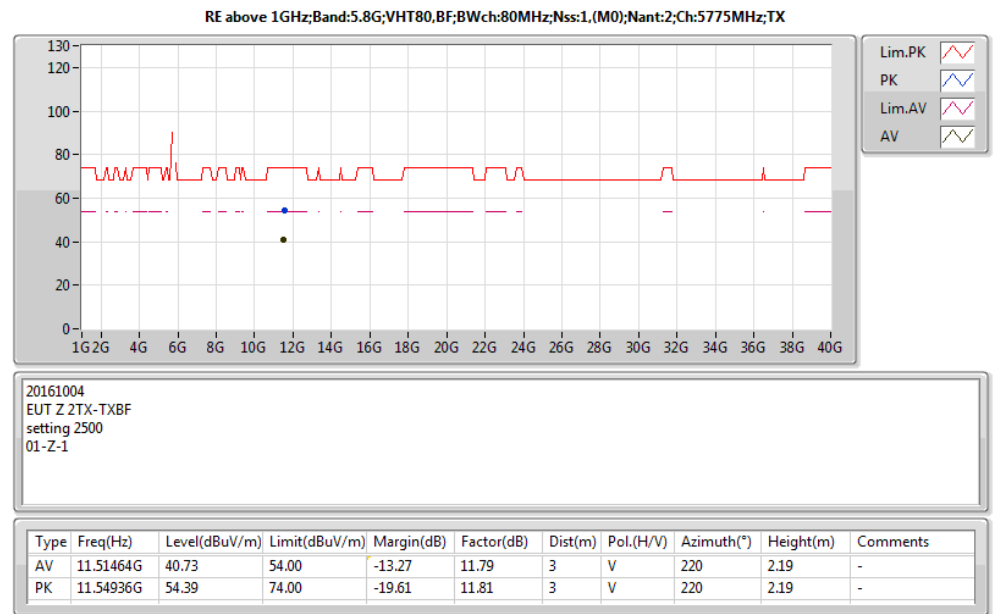
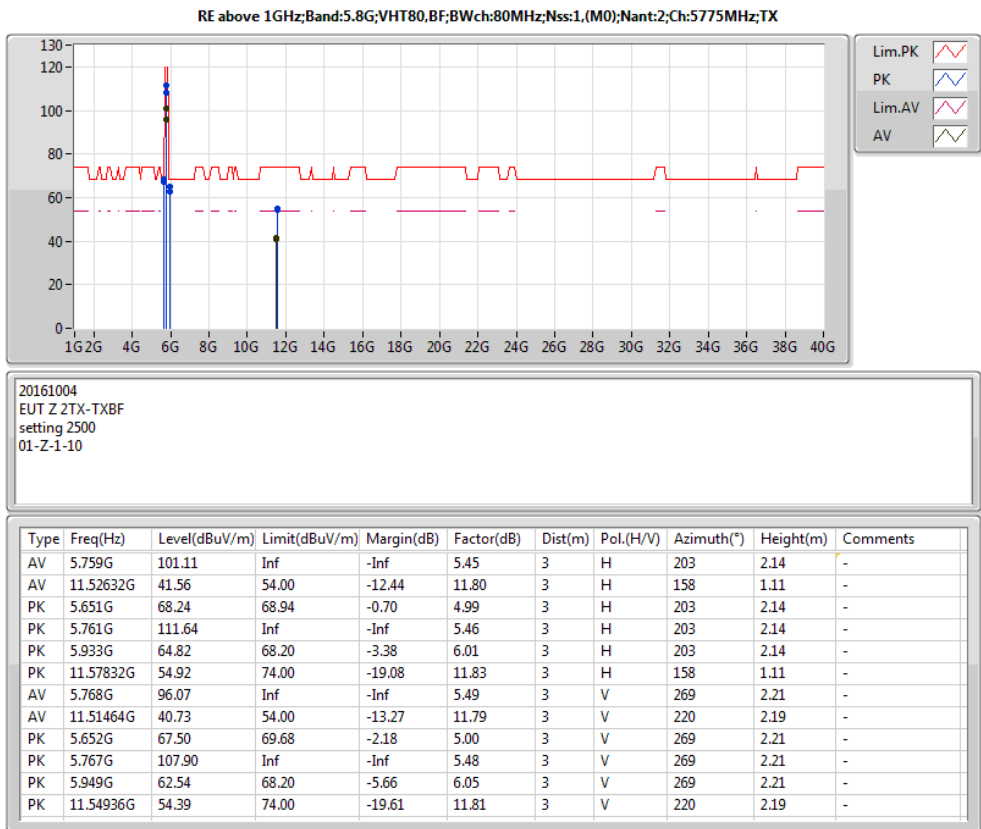
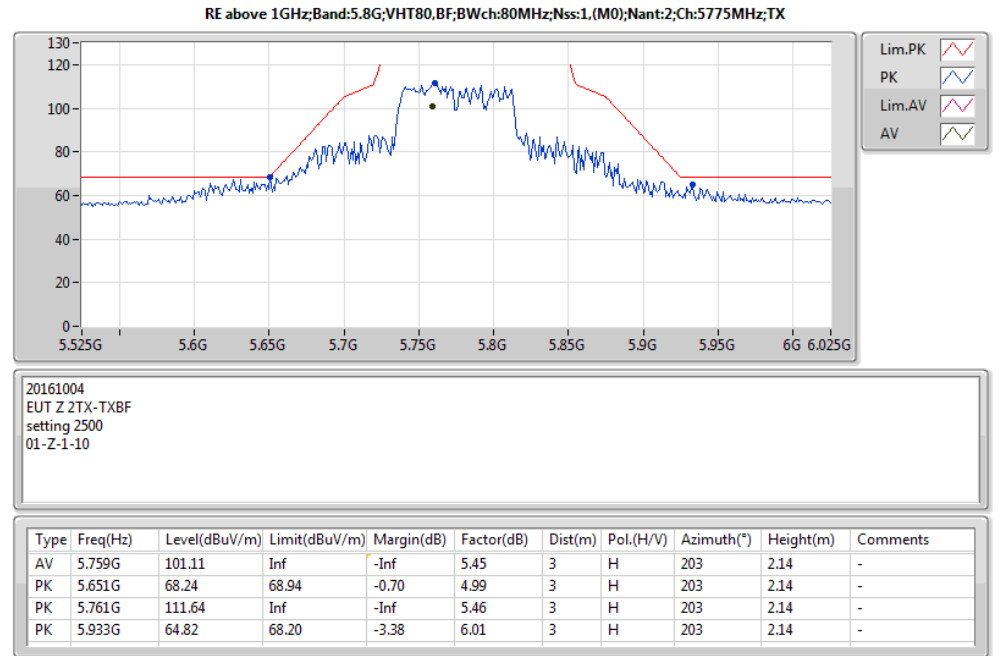
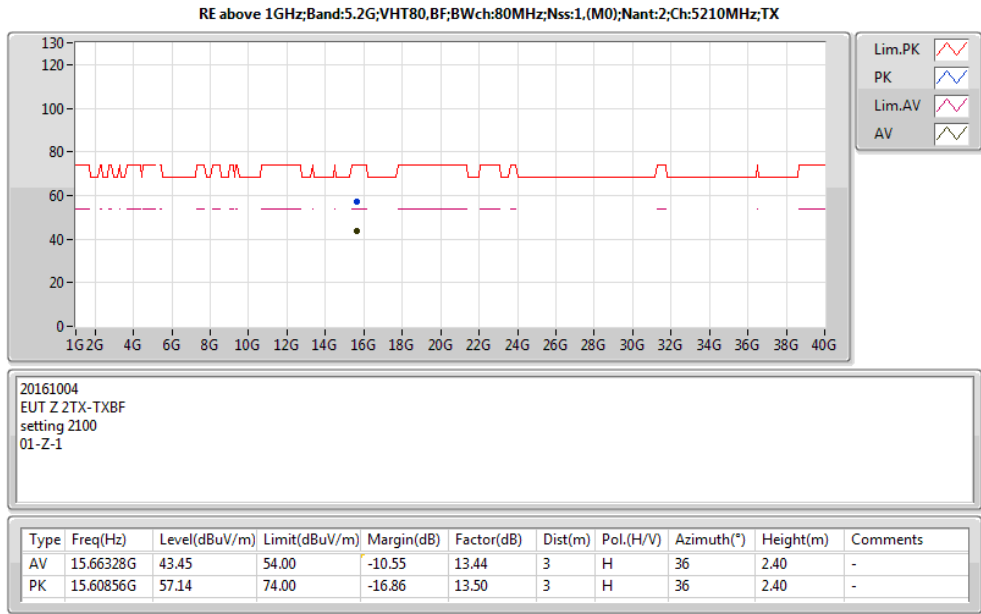
Type	Freq(Hz)	Level(dBuV/m)	Limit(dBuV/m)	Margin(dB)	Factor(dB)	Dist(m)	Pol.(H/V)	Azimuth(°)	Height(m)	Comments
AV	5.788G	102.95	Inf	-Inf	5.57	3	V	101	1.02	-
PK	5.623G	57.44	68.20	-10.76	4.88	3	V	101	1.02	-
PK	5.781G	114.11	Inf	-Inf	5.54	3	V	101	1.02	-
PK	5.928G	60.77	68.20	-7.43	5.99	3	V	101	1.02	-



20161004
EUT Z 2TX-TXBF
setting 2500
01-Z-1-10

Type	Freq(Hz)	Level(dBuV/m)	Limit(dBuV/m)	Margin(dB)	Factor(dB)	Dist(m)	Pol.(H/V)	Azimuth(°)	Height(m)	Comments
AV	5.786G	106.46	Inf	-Inf	5.56	3	H	196	2.06	-
PK	5.591G	58.29	68.20	-9.91	4.76	3	H	196	2.06	-
PK	5.783G	116.68	Inf	-Inf	5.55	3	H	196	2.06	-
PK	5.984G	59.28	68.20	-8.92	6.15	3	H	196	2.06	-





Mode: 20 MHz /Chain 2

Voltage vs. Frequency Stability

Voltage (V)	Measurement Frequency (MHz)			
	5200 MHz			
	0 Minute	2 Minute	5 Minute	10 Minute
126.50	5200.0369	5200.0365	5200.0360	5200.0358
110.00	5200.0365	5200.0364	5200.0358	5200.0350
93.50	5200.0362	5200.0361	5200.0355	5200.0353
Max. Deviation (MHz)	0.0373	0.0372	0.0368	0.0359
Max. Deviation (ppm)	7.17	7.15	7.08	6.90
Result	Pass			

Temperature vs. Frequency Stability

Temperature (°C)	Measurement Frequency (MHz)			
	5200 MHz			
	0 Minute	2 Minute	5 Minute	10 Minute
-30	5200.0318	5200.0313	5200.0309	5200.0305
-20	5200.0327	5200.0318	5200.0308	5200.0302
-10	5200.0336	5200.0332	5200.0326	5200.0325
0	5200.0347	5200.0340	5200.0331	5200.0328
10	5200.0357	5200.0353	5200.0352	5200.0345
20	5200.0365	5200.0356	5200.0351	5200.0346
30	5200.0413	5200.0409	5200.0402	5200.0393
40	5200.0424	5200.0418	5200.0410	5200.0409
50	5200.0435	5200.0434	5200.0428	5200.0424
Max. Deviation (MHz)	0.0435	0.0434	0.0428	0.0424
Max. Deviation (ppm)	8.37	8.35	8.23	8.15
Result	Pass			

Voltage vs. Frequency Stability

Voltage (V)	Measurement Frequency (MHz)			
	5785 MHz			
	0 Minute	2 Minute	5 Minute	10 Minute
126.50	5785.0374	5785.0369	5785.0365	5785.0363
110.00	5785.0365	5785.0363	5785.0354	5785.0353
93.50	5785.0358	5785.0350	5785.0344	5785.0334
Max. Deviation (MHz)	0.0374	0.0369	0.0365	0.0363
Max. Deviation (ppm)	6.46	6.38	6.31	6.27
Result	Pass			

Temperature vs. Frequency Stability

Temperature (°C)	Measurement Frequency (MHz)			
	5785 MHz			
	0 Minute	2 Minute	5 Minute	10 Minute
-30	5785.0310	5785.0309	5785.0299	5785.0296
-20	5785.0317	5785.0315	5785.0309	5785.0305
-10	5785.0333	5785.0330	5785.0322	5785.0318
0	5785.0340	5785.0336	5785.0332	5785.0329
10	5785.0351	5785.0341	5785.0338	5785.0336
20	5785.0365	5785.0356	5785.0353	5785.0349
30	5785.0413	5785.0403	5785.0400	5785.0396
40	5785.0424	5785.0415	5785.0409	5785.0402
50	5785.0417	5785.0414	5785.0413	5785.0409
Max. Deviation (MHz)	0.0424	0.0415	0.0413	0.0409
Max. Deviation (ppm)	7.33	7.17	7.14	7.07
Result	Pass			

Mode: 40 MHz / Chain 2

Voltage vs. Frequency Stability

Voltage (V)	Measurement Frequency (MHz)			
	5190 MHz			
	0 Minute	2 Minute	5 Minute	10 Minute
126.50	5190.0369	5190.0363	5190.0358	5190.0350
110.00	5190.0365	5190.0363	5190.0358	5190.0357
93.50	5190.0356	5190.0348	5190.0342	5190.0338
Max. Deviation (MHz)	0.0369	0.0363	0.0358	0.0357
Max. Deviation (ppm)	7.11	6.99	6.90	6.88
Result	Pass			

Temperature vs. Frequency Stability

Temperature (°C)	Measurement Frequency (MHz)			
	5190 MHz			
	0 Minute	2 Minute	5 Minute	10 Minute
-30	5190.0295	5190.0286	5190.0282	5190.0281
-20	5190.0309	5190.0301	5190.0291	5190.0281
-10	5190.0326	5190.0316	5190.0314	5190.0313
0	5190.0335	5190.0328	5190.0318	5190.0314
10	5190.0352	5190.0345	5190.0343	5190.0334
20	5190.0365	5190.0359	5190.0357	5190.0350
30	5190.0413	5190.0408	5190.0401	5190.0395
40	5190.0429	5190.0421	5190.0417	5190.0410
50	5190.0366	5190.0362	5190.0359	5190.0353
Max. Deviation (MHz)	0.0429	0.0421	0.0417	0.0410
Max. Deviation (ppm)	8.27	8.11	8.03	7.90
Result	Pass			

Voltage vs. Frequency Stability

Voltage (V)	Measurement Frequency (MHz)			
	5755 MHz			
	0 Minute	2 Minute	5 Minute	10 Minute
126.50	5755.0367	5755.0357	5755.0347	5755.0339
110.00	5755.0365	5755.0358	5755.0356	5755.0346
93.50	5755.0360	5755.0354	5755.0345	5755.0338
Max. Deviation (MHz)	0.0367	0.0358	0.0356	0.0346
Max. Deviation (ppm)	6.38	6.22	6.19	6.01
Result	Pass			

Temperature vs. Frequency Stability

Temperature (°C)	Measurement Frequency (MHz)			
	5755 MHz			
	0 Minute	2 Minute	5 Minute	10 Minute
-30	5755.0317	5755.0310	5755.0308	5755.0305
-20	5755.0319	5755.0313	5755.0307	5755.0298
-10	5755.0330	5755.0322	5755.0313	5755.0307
0	5755.0338	5755.0337	5755.0335	5755.0328
10	5755.0357	5755.0348	5755.0341	5755.0335
20	5755.0365	5755.0359	5755.0356	5755.0351
30	5755.0413	5755.0403	5755.0401	5755.0397
40	5755.0426	5755.0420	5755.0413	5755.0405
50	5755.0380	5755.0379	5755.0369	5755.0367
Max. Deviation (MHz)	0.0426	0.0420	0.0413	0.0405
Max. Deviation (ppm)	7.40	7.30	7.18	7.04
Result	Pass			

Mode: 80 MHz / Chain 2

Voltage vs. Frequency Stability

Voltage (V)	Measurement Frequency (MHz)			
	5210 MHz			
	0 Minute	2 Minute	5 Minute	10 Minute
126.50	5210.0375	5210.0374	5210.0370	5210.0365
110.00	5210.0365	5210.0355	5210.0354	5210.0353
93.50	5210.0362	5210.0355	5210.0348	5210.0346
Max. Deviation (MHz)	0.0375	0.0374	0.0370	0.0365
Max. Deviation (ppm)	7.20	7.18	7.10	7.01
Result	Pass			

Temperature vs. Frequency Stability

Temperature (°C)	Measurement Frequency (MHz)			
	5210 MHz			
	0 Minute	2 Minute	5 Minute	10 Minute
-30	5210.0304	5210.0296	5210.0293	5210.0283
-20	5210.0317	5210.0312	5210.0308	5210.0304
-10	5210.0332	5210.0325	5210.0317	5210.0311
0	5210.0344	5210.0340	5210.0336	5210.0327
10	5210.0348	5210.0339	5210.0336	5210.0326
20	5210.0365	5210.0358	5210.0357	5210.0355
30	5210.0413	5210.0404	5210.0394	5210.0393
40	5210.0416	5210.0412	5210.0402	5210.0398
50	5210.0373	5210.0370	5210.0362	5210.0361
Max. Deviation (MHz)	0.0416	0.0412	0.0402	0.0398
Max. Deviation (ppm)	7.98	7.91	7.72	7.64
Result	Pass			

Voltage vs. Frequency Stability

Voltage (V)	Measurement Frequency (MHz)			
	5775 MHz			
	0 Minute	2 Minute	5 Minute	10 Minute
126.50	5775.0367	5775.0360	5775.0353	5775.0343
110.00	5775.0365	5775.0358	5775.0357	5775.0355
93.50	5775.0357	5775.0349	5775.0348	5775.0346
Max. Deviation (MHz)	0.0367	0.0360	0.0357	0.0355
Max. Deviation (ppm)	6.35	6.23	6.18	6.15
Result	Pass			

Temperature vs. Frequency Stability

Temperature (°C)	Measurement Frequency (MHz)			
	5775 MHz			
	0 Minute	2 Minute	5 Minute	10 Minute
-30	5775.0306	5775.0299	5775.0290	5775.0288
-20	5775.0310	5775.0309	5775.0305	5775.0298
-10	5775.0325	5775.0323	5775.0320	5775.0315
0	5775.0341	5775.0334	5775.0331	5775.0327
10	5775.0361	5775.0360	5775.0358	5775.0349
20	5775.0365	5775.0358	5775.0350	5775.0347
30	5775.0413	5775.0407	5775.0400	5775.0396
40	5775.0430	5775.0424	5775.0421	5775.0416
50	5775.0370	5775.0369	5775.0363	5775.0354
Max. Deviation (MHz)	0.0430	0.0424	0.0421	0.0416
Max. Deviation (ppm)	7.45	7.34	7.29	7.20
Result	Pass			

