


12. SETUP PHOTOS

ANTENNA PORT AND AC LINE CONDUCTED SETUP



RF ANTENNA PORT CONDUCTED




AC LINE CONDUCTED (FRONT)



AC LINE CONDUCTED (BACK)


RADIATED RF MEASUREMENT SETUP




BELOW 1GHz (FRONT)



BELOW 1GHz (BACK)




ABOVE 1GHz (FRONT)




ABOVE 1GHz (BACK)

ORIENTATIONS



Y-ORIENTATION




Z-ORIENTATION

DYNAMIC FREQUENCY SELECTION MEASUREMENT SETUP

DFS FRONT PHOTO



DFS BACK PHOTO



END OF REPORT