

FCC ID:A4PTR0201

## Test Setup Photos


1. Conducted emission main's port front view




2. Conducted emission main's port side view




### 3. Radiated emission (9KHz-30MHz)




### 4. Radiated emission (30MHz-1GHz)



## 5. Radiated emission (above 1GHz)



## 6. RF measurement setup



(Bluetooth LE)