

COMPANY NAME:



Address:
41350 Christy Street
Fremont, CA 94538
Main: 510-440-0200
Fax: 510-440-0201


TITLE:

S2 BRACKET ASSEMBLY


NextNav, LLC



S2 BRACKET



SCREW, #10-32 X 1/4" PH SS (4X)



INSTRUCTION:

Mount VESA MOUNTING BRACKET as shown above. Observe correct orientation. Then fasten with 2 screws

PREPARED AND DOCUMENTED BY: Dante L. Rusgal Jr. Manufacturing Eng'g	Revision Level	DESCRIPTION OF CHANGE	Approved by:	Date	ASSY DOC NO: SCWI-086-18-FRE
	A	INITIAL DOCUMENT RELEASE	Dante	9.16.2011	

COMPANY NAME:



Address:
41350 Christy Street
Fremont, CA 94538
Main: 510-440-0200
Fax: 510-440-0201


TITLE:

S2 BRACKET ASSEMBLY

NextNav, LLC



SINGLE BOARD COMPUTER (SBC)




SBC HEAT SINK



SBC w/ HEAT SINK and POWER PIGTAIL (supplied)

w PIGTAIL



INSTRUCTION:

Align "slot" at the bottom of the SBC to the bracket tabs (3 places) then Slightly "twist" to lock SBC w/ HEAT SINK to the bracket

PREPARED AND DOCUMENTED BY: Dante L. Rusgal Jr. Manufacturing Eng'g	Revision Level	DESCRIPTION OF CHANGE	Approved by:	Date	ASSY DOC NO: SCWI-086-18-FRE
	A	INITIAL DOCUMENT RELEASE	Dante	9.16.2011	