

TEST REPORT



CTK Co., Ltd.

(Ho-dong), 113, Yejik-ro, Cheoin-gu,
Yongin-si, Gyeonggi-do, Korea
Tel: +82-31-339-9970
Fax: +82-31-624-9501

Report No.:
CTK-2018-02344
Page (1) / (151) Pages

1. Client

- Name : Samsung Electronics Co., Ltd.
- Address : 129, Samsung-ro, Yeongtong-gu Suwon-si, Gyeonggi-do, 16677 Republic of Korea
- Date of Receipt : 2018-05-24

2. Manufacturer

- Name : Samsung Electronics Co., Ltd.
- Address : 129, Samsung-ro, Yeongtong-gu Suwon-si, Gyeonggi-do, 16677 Republic of Korea

3. Use of Report : For FCC Certification / ISED Certification

4. Test Sample / Model: WLAN Access Point / WEA554i

5. Date of Test : 2018-06-07 to 2018-08-01

6. Test Standard(method) used : FCC 47 CFR part 15 subpart E 15.407
ISED RSS-247

7. Testing Environment: Temp.: (24 ± 5) °C, Humidity: (48 ± 3) % R.H.

8. Test Results : Compliance

The results shown in this test report refer only to the sample(s) tested unless otherwise stated. This Test Report cannot be reproduced, except in full.

Affirmation	Tested by	Technical Manager
	Ji-Hye Kim: (Signature)	Won-Jae, Hwang: (Signature)

2018-08-01

Republic of KOREA **CTK Co., Ltd.**



CTK Co., Ltd.
(Ho-dong), 113, Yejik-ro, Cheoin-gu,
Yongin-si, Gyeonggi-do, Korea
Tel: +82-31-339-9970
Fax: +82-31-624-9501

Report No. :
CTK-2018-02344
Page (2) / (151) Pages

REPORT REVISION HISTORY

Date	Revision	Page No
2018-05-18	Issued (CTK-2018-02344)	all

This report shall not be reproduced except in full, without the written approval of CTK Co., Ltd. This document may be altered or revised by CTK Co., Ltd. personnel only, and shall be noted in the revision section of the document. Any alteration of this document not carried out by CTK Co., Ltd. will constitute fraud and shall nullify the document.



CTK Co., Ltd.
(Ho-dong), 113, Yejik-ro, Cheoin-gu,
Yongin-si, Gyeonggi-do, Korea
Tel: +82-31-339-9970
Fax: +82-31-624-9501

Report No. :
CTK-2018-02344
Page (3) / (151) Pages

CONTENTS

1. General Product Description	4
1.1 Client Information	4
1.2 Product Information.....	4
1.3 Model Differences.....	5
1.4 Peripheral Devices	5
2. Facility and Accreditations.....	6
2.1 Test Facility	6
2.2 Laboratory Accreditations and Listings.....	6
2.3 Calibration Details of Equipment Used for Measurement.....	6
3. Test Specifications	7
3.1 Standards	7
3.2 Mode of operation during the test	9
3.3 Device Modifications	10
3.4 Maximum Measurement Uncertainty	10
3.5 Test Software	10
4. Technical Characteristic Test.....	11
4.1 26 dB Bandwidth and 99% Bandwidth	11
4.2 OUTPUT POWER.....	40
4.3 Power Spectral Density	73
4.4 Frequency Stability.....	106
4.5 Unwanted Emissions	107
4.6 AC Conducted Emissions	148
APPENDIX A – Test Equipment Used For Tests	151



CTK Co., Ltd.
 (Ho-dong), 113, Yejik-ro, Cheoin-gu,
 Yongin-si, Gyeonggi-do, Korea
 Tel: +82-31-339-9970
 Fax: +82-31-624-9501

Report No. :
 CTK-2018-02344
 Page (4) / (151) Pages

1. General Product Description

1.1 Client Information

Company	Samsung Electronics Co., Ltd.
Contact Point	129, Samsung-ro, Yeongtong-gu Suwon-si, Gyeonggi-do, 16677 Republic of Korea
Contact Person	Name : Kim, Jong-in E-mail : jered.kim@samsung.com Tel : +82-31-279-3096 Fax : -

1.2 Product Information

FCC ID	A3LWEA554
Certification Number ISED	649E-WEA554
Product Description	WLAN Access Point
Model name	WEA554i
Variant Model name	WEA554d
Operating Frequency	UNII 2A : 5 260 MHz – 5 320 MHz (20 MHz_BW) 5 270 MHz – 5 310 MHz (40 MHz_BW) 5 290 MHz (80 MHz_BW) 5 250 MHz (160 MHz_BW) UNII 2C : 5 500 MHz – 5 720 MHz (20 MHz_BW) 5 510 MHz – 5 710 MHz (40 MHz_BW) 5 530 MHz – 5 690 MHz (80 MHz_BW) 5 570 MHz (160 MHz_BW)
RF Output Power	802.11a : 16.45 dBm (44.16 mW) 802.11n_HT20 : 16.76 dBm (47.42 mW) 802.11n_HT40 : 18.58 dBm (72.11 mW) 802.11ac_VHT20 : 16.96 dBm (49.66 mW) 802.11ac_VHT40 : 18.59 dBm (72.28 mW) 802.11ac_VHT80 : 18.73 dBm (74.64 mW) 802.11ac_VHT160 : 18.50 dBm (70.79 mW)
Antenna Specification	ANT type : OMNI Antenna <ANT Gain> ANT0 : 3.49 dBi ANT1 : 4.53 dBi ANT2 : 3.90 dBi ANT3 : 3.78 dBi
Type of Modulation	OFDM
Data Rate	802.11a : 54 / 48 / 36 / 24 / 18 / 12 / 9 / 6 Mbps 802.11n : up to 600 Mbps 802.11ac : up to 3.4 Gbps
Power Source	DC 48 V (PoE)
Hardware Rev	PCS01C
Software Rev	4.10.16.R



CTK Co., Ltd.

(Ho-dong), 113, Yejik-ro, Cheoin-gu,
Yongin-si, Gyeonggi-do, Korea
Tel: +82-31-339-9970
Fax: +82-31-624-9501

Report No. :
CTK-2018-02344
Page (5) / (151) Pages

1.3 Model Differences

WEA554i and WEA554d are no technical difference from each model only except for Model name and Antenna.

1.4 Peripheral Devices

Device	Manufacturer	Model No.	Serial No.
Note Computer	HP	15-bs563TU	CND7253R6N
AC/DC Adapter	HP	HSTNN-CA40	-
PoE Injector	Shenzhen yichen technology development Co., Ltd.	NEXT-PEG4806JT	-





 <p>CTK Co., Ltd. The Prime Leader of Global Regulatory Certification</p>	<p>CTK Co., Ltd. (Ho-dong), 113, Yejik-ro, Cheoin-gu, Yongin-si, Gyeonggi-do, Korea Tel: +82-31-339-9970 Fax: +82-31-624-9501</p>	<p>Report No. : CTK-2018-02344 Page (6) / (151) Pages</p>	
---	--	---	--

2. Facility and Accreditations

2.1 Test Facility

The measurement facility is located at (Ho-dong), 113, Yejik-ro, Cheoin-gu, Yongin-si, Gyeonggi-do, Korea. The sites are constructed in conformance with the requirements of ANSI C63.7, ANSI C63.4 and CISPR Publication 22.

2.2 Laboratory Accreditations and Listings

Country	Agency	Scope of Accreditation	Registration Number	Logo
USA	FCC	FCC Part 15 & 18 EMI (Electromagnetic Interference / Emission)	805871	
CANADA	ISED	ISED EMI (3/10m test site)	8737A-2	
JAPAN	VCCI	VCCI V-3 EMI (Electromagnetic Interference / Emission)	C-986 T-1843 R-3627 G-387	
KOREA	MSIP	EMI (Electromagnetic Interference / Emission) EMS (Electromagnetic Susceptibility / Immunity)	KR0025	

2.3 Calibration Details of Equipment Used for Measurement

Test equipment and test accessories are calibrated on regular basis. The maximum time between calibrations is one year or what is recommended by the manufacturer, whichever is less. All test equipment calibrations are traceable to the Korea Research Institute of Standards and Science (KRISS), therefore, all test data recorded in this report is traceable to KRISS.



CTK Co., Ltd.
 (Ho-dong), 113, Yejik-ro, Cheoin-gu,
 Yongin-si, Gyeonggi-do, Korea
 Tel: +82-31-339-9970
 Fax: +82-31-624-9501

Report No. :
 CTK-2018-02344
 Page (7) / (151) Pages

3. Test Specifications

3.1 Standards

FCC Part Section(s)	Requirement(s)	Limit	Status (Note 1)	Test Condition
15.407(e)	6 dB Bandwidth	> 500 kHz	C	Conducted
15.407(a)	26 dB Bandwidth and 99% Bandwidth	NA	C	
15.407(a)(1)	Conducted Output Power	< 250 mW (5 250 – 5 350 MHz, 5 470 – 5 725 MHz)	C	
15.407(a)(1)	Power Spectral Density	< 11 dBm/MHz (5 250 – 5 350 MHz, 5 470 – 5 725 MHz)	C	
15.407(g)	Frequency Stability	NA	C	
15.407 (b)	Undesirable emission	< -27 dBm/MHz EIRP (5250 – 5350 MHz, 5470 – 5725 MHz) < -17 dBm/MHz EIRP (5715 – 5725 MHz)	C	Radiated
15.205, 15.407 (b)(5),(6)	Radiated Spurious Emission	15.209(a)	C	
15.207	AC Conducted Emissions	15.207(a)	C	Line Conducted
<i>Note 1:</i> C=Complies NC=Not Complies NT=Not Tested NA=Not Applicable				
<i>Note 2:</i> The data in this test report are traceable to the national or international standards.				
<i>Note 3:</i> The sample was tested according to the following specification: FCC Part 15.247, ANSI C63.10-2013				
<i>Note 4:</i> The tests were performed according to the method of measurements prescribed in KDB No.789033.				



CTK Co., Ltd.
 (Ho-dong), 113, Yejik-ro, Cheoin-gu,
 Yongin-si, Gyeonggi-do, Korea
 Tel: +82-31-339-9970
 Fax: +82-31-624-9501

Report No. :
 CTK-2018-02344
 Page (8) / (151) Pages

ISED Part Section(s)	Requirement(s)	Limit	Status (Note 1)	Test Condition
RSS-Gen 4.6.1	6 dB Bandwidth	> 500 kHz	C	Conducted
RSS-Gen 4.6.1	26 dB Bandwidth and 99% Bandwidth	NA	C	
RSS-247 6.2.1.1, 6.2.2.1, 6.2.3.1	Conducted Output Power	< 250 mW (5 250 – 5 350 MHz, 5 470 – 5 725 MHz)	C	
RSS-247 6.2.1.1, 6.2.2.1, 6.2.3.1	Power Spectral Density	< 11 dBm/MHz (5 250 – 5 350 MHz, 5 470 – 5 725MHz)	C	
RSS-Gen 6.11	Frequency Stability	NA	C	
RSS-247 6.2.1.2, 6.2.2.2, 6.2.3.2	Undesirable emission	< -27 dBm/MHz EIRP (5 250 – 5 350 MHz, 5 470 – 5 725 MHz) < -17 dBm/MHz EIRP (5 715 – 5 725 MHz)	C	Radiated
RSS-Gen 6.13	Radiated Spurious Emission	RSS-247 5.5	C	
RSS-Gen 5	Receiver Spurious Emissions	RSS-Gen 7.1.2	C	
RSS-Gen 8.8	AC Conducted Emissions	RSS-Gen 8.8	C	Line Conducted
<i>Note 1:</i> C=Complies NC=Not Complies NT=Not Tested NA=Not Applicable				
<i>Note 2:</i> The data in this test report are traceable to the national or international standards.				
<i>Note 3:</i> The sample was tested according to the following specification: FCC Part 15.247, RSS-247 Issue 2, ANSI C63.10-2013				
<i>Note 4:</i> The tests were performed according to the method of measurements prescribed in KDB No.789033.				

3.2 Mode of operation during the test

The EUT is operated in a manner representative of the typical of the equipments. During at testing, system components were manipulated within the confines of typical usage to maximize each emission.

For WLAN function, the engineering test program was provided and enabled to make EUT continuous transmit

All modulation modes were tests. The results are only attached worst cases.

Test Frequency

- 802.11a, 802.11n_HT20, 802.11ac_VHT20

	Lowest channel	Middle channel	Highest channel
UNII 2A	5 260 MHz	5 300 MHz	5 320 MHz
UNII 2C	5 500 MHz	5 600 MHz	5 720 MHz

- 802.11n_HT40, 802.11ac_VHT40

	Lowest channel	Middle channel	Highest channel
UNII 2A	5 270 MHz	-	5 310 MHz
UNII 2C	5 510 MHz	5 590 MHz	5 710 MHz

- 802.11ac_VHT80

	Lowest channel	Middle channel	Highest channel
UNII 2A	5 290 MHz	-	-
UNII 2C	5 530 MHz	-	5 690 MHz

- 802.11ac_VHT160

	Lowest channel	Middle channel	Highest channel
UNII 2A	5 250 MHz	-	-
UNII 2C	5 570 MHz	-	-

Test mode

Test mode	Modulation	Data rate	Duty Cycle	Duty Cycle Factor
802.11a	OFDM	6 Mbps	97.6 %	0.11 dB
802.11n_HT20	OFDM	MCS 0	99.1 %	0 dB (≥ 98%)
802.11n_HT40	OFDM	MCS 0	97.7 %	0.10
802.11ac_VHT20	OFDM	MNSS 0	99.1 %	0 dB (≥ 98%)
802.11ac_VHT40	OFDM	MNSS 0	97.9 %	0.09 dB
802.11ac_VHT80	OFDM	MNSS 0	94.7 %	0.24 dB
802.11ac_VHT160	OFDM	MNSS 0	97.5 %	0.11



CTK Co., Ltd.
(Ho-dong), 113, Yejik-ro, Cheoin-gu,
Yongin-si, Gyeonggi-do, Korea
Tel: +82-31-339-9970
Fax: +82-31-624-9501

Report No. :
CTK-2018-02344
Page (10) / (151) Pages

3.3 Device Modifications

The following modifications were necessary for compliance:

Not applicable

3.4 Maximum Measurement Uncertainty

The value of the measurement uncertainty for the measurement of each parameter.
Coverage factor $k = 2$, Confidence levels of 95 %

Description	Uncertainty
Conducted RF Output Power	± 1.5 dB
Power Spectral Density	± 1.5 dB
Occupied Bandwidth	± 0.1 MHz
Unwanted Emission(conducted)	± 3.0 dB
Radiated Emissions ($f \leq 1$ GHz)	± 4.0 dB
Radiated Emissions ($f > 1$ GHz)	± 5.0 dB

3.5 Test Software

Conducted Test	Ics Pro Ver. 6.0.3
Radiated Test	TOYO EMI software EP5RE Ver. 5.1.0
Line Conducted Test	ESCI7, ESCI3 : EMC32 Ver. 8.50.0 ESR7 : EMC32 Ver. 8.53.0



CTK Co., Ltd.
(Ho-dong), 113, Yejik-ro, Cheoin-gu,
Yongin-si, Gyeonggi-do, Korea
Tel: +82-31-339-9970
Fax: +82-31-624-9501

Report No. :
CTK-2018-02344
Page (11) / (151) Pages

4. Technical Characteristic Test

4.1 26 dB Bandwidth and 99% Bandwidth

Test Procedures(ANSI C63.10-2013 6.9.2)

Measure the maximum width of the emission that is constrained by the frequencies associated with the two outermost amplitude points (upper and lower frequencies) that are attenuated by 26 dB relative to the maximum level measured in the fundamental emission.

Test Procedures(ANSI C63.10-2013 6.9.3)

The occupied bandwidth is the frequency bandwidth such that, below its lower and above its upper frequency limits, the mean powers are each equal to 0.5% of the total mean power of the given emission.

Use the 99% power bandwidth function of the instrument and report the measured bandwidth.

Test Settings :

Center frequency = the highest, middle and the lowest channels

- a) RBW = approximately 1 % of the emission bandwidth
- b) VBW \geq RBW
- c) Detector = peak
- d) Trace mode = Max hold
- e) Measure the maximum width of the emission that is 26 dB down from the maximum of the emission. Compare this with the RBW setting of the analyzer. Readjust RBW and repeat measurement as needed until the RBW/EBW ratio is approximately 1%.

Minimum Standard:

NA



Test Data:

ANTO

Mode	26 dB Bandwidth and 99% Bandwidth (MHz)					
	802.11a		802.11n_HT20		802.11ac_VHT20	
	26 dB	99%	26 dB	99%	26 dB	99%
5 260 MHz	16.36	16.37	17.58	17.58	17.60	17.58
5 300 MHz	16.38	16.37	17.56	17.59	17.61	17.59
5 320 MHz	16.36	16.37	17.56	17.58	17.58	17.58
5 500 MHz	16.37	16.37	17.63	17.59	17.58	17.58
5 600 MHz	16.38	16.38	17.63	17.59	17.55	17.58
5 720 MHz	16.44	16.39	17.61	17.59	17.59	17.58
Measurement uncertainty	± 0.1 MHz					

Mode	26 dB Bandwidth and 99% Bandwidth (MHz)			
	802.11n_HT40		802.11ac_VHT40	
	26 dB	99 %	26 dB	99 %
5 270 MHz	35.98	35.90	36.31	35.91
5 310 MHz	35.73	35.95	36.31	35.91
5 510 MHz	35.67	35.95	35.71	35.92
5 590 MHz	36.35	35.96	35.68	35.95
5 710 MHz	36.32	35.95	35.94	35.98
Measurement uncertainty	± 0.1 MHz			

Mode	26 dB Bandwidth and 99% Bandwidth (MHz)	
	802.11ac_VHT80	
	26 dB	99 %
5 290 MHz	76.18	75.58
5 530 MHz	76.17	75.61
5 690 MHz	76.44	75.66
Measurement uncertainty	± 0.1 MHz	



ANT1

26 dB Bandwidth and 99% Bandwidth (MHz)						
Mode	802.11a		802.11n_HT20		802.11ac_VHT20	
Frequency	26 dB	99%	26 dB	99%	26 dB	99%
5 260 MHz	16.36	16.37	17.71	17.58	17.59	17.58
5 300 MHz	16.38	16.37	17.54	17.57	17.59	17.58
5 320 MHz	16.37	16.36	17.60	17.58	17.57	17.59
5 500 MHz	16.37	16.37	17.59	17.58	17.61	17.59
5 600 MHz	16.37	16.38	17.54	17.58	17.60	17.59
5 720 MHz	16.37	16.38	17.62	17.58	17.60	17.59
Measurement uncertainty	± 0.1 MHz					

26 dB Bandwidth and 99% Bandwidth (MHz)				
Mode	802.11n_HT40		802.11ac_VHT40	
Frequency	26 dB	99 %	26 dB	99 %
5 270 MHz	34.40	35.92	35.10	35.91
5 310 MHz	36.32	35.92	33.87	35.92
5 510 MHz	36.35	35.95	35.05	35.94
5 590 MHz	35.70	35.95	35.71	35.99
5 710 MHz	36.40	35.98	34.51	35.94
Measurement uncertainty	± 0.1 MHz			

26 dB Bandwidth and 99% Bandwidth (MHz)		
Mode	802.11ac_VHT80	
Frequency	26 dB	99 %
5 290 MHz	76.09	75.58
5 530 MHz	75.77	75.58
5 690 MHz	76.40	75.64
Measurement uncertainty	± 0.1 MHz	



CTK Co., Ltd.
 (Ho-dong), 113, Yejik-ro, Cheoin-gu,
 Yongin-si, Gyeonggi-do, Korea
 Tel: +82-31-339-9970
 Fax: +82-31-624-9501

Report No. :
 CTK-2018-02344
 Page (14) / (151) Pages

ANT2

26 dB Bandwidth and 99% Bandwidth (MHz)						
Mode	802.11a		802.11n_HT20		802.11ac_VHT20	
Frequency	26 dB	99%	26 dB	99%	26 dB	99%
5 260 MHz	16.38	16.37	17.60	17.57	17.63	17.58
5 300 MHz	16.35	16.37	17.61	17.59	17.59	17.58
5 320 MHz	16.37	16.37	17.66	17.59	17.58	17.57
5 500 MHz	16.35	16.37	17.63	17.59	17.63	17.58
5 600 MHz	16.36	16.38	17.61	17.59	17.57	17.59
5 720 MHz	16.39	16.39	17.58	17.59	17.60	17.58
Measurement uncertainty	± 0.1 MHz					

26 dB Bandwidth and 99% Bandwidth (MHz)				
Mode	802.11n_HT40		802.11ac_VHT40	
Frequency	26 dB	99 %	26 dB	99 %
5 270 MHz	36.32	35.92	35.70	35.91
5 310 MHz	35.13	35.92	35.68	35.90
5 510 MHz	35.68	35.94	35.61	35.95
5 590 MHz	36.36	35.93	35.69	35.95
5 710 MHz	35.70	35.94	36.32	35.95
Measurement uncertainty	± 0.1 MHz			

26 dB Bandwidth and 99% Bandwidth (MHz)		
Mode	802.11ac_VHT80	
Frequency	26 dB	99 %
5 290 MHz	76.13	75.59
5 530 MHz	76.07	75.63
5 690 MHz	76.07	75.63
Measurement uncertainty	± 0.1 MHz	



ANT3

26 dB Bandwidth and 99% Bandwidth (MHz)						
Mode	802.11a		802.11n_HT20		802.11ac_VHT20	
Frequency	26 dB	99%	26 dB	99%	26 dB	99%
5 260 MHz	16.35	16.34	17.63	17.58	17.60	17.58
5 300 MHz	16.38	16.37	17.61	17.58	17.59	17.59
5 320 MHz	16.38	16.38	17.60	17.58	17.58	17.58
5 500 MHz	16.39	16.37	17.59	17.58	17.29	17.58
5 600 MHz	16.38	16.37	17.63	17.59	17.57	17.59
5 720 MHz	16.38	16.38	17.59	17.59	17.60	17.60
Measurement uncertainty	± 0.1 MHz					

26 dB Bandwidth and 99% Bandwidth (MHz)				
Mode	802.11n_HT40		802.11ac_VHT40	
Frequency	26 dB	99 %	26 dB	99 %
5 270 MHz	34.46	35.92	36.34	35.92
5 310 MHz	36.36	35.91	35.05	35.91
5 510 MHz	36.33	35.95	34.39	35.95
5 590 MHz	36.30	35.95	36.38	35.95
5 710 MHz	35.36	35.94	36.38	35.95
Measurement uncertainty	± 0.1 MHz			

26 dB Bandwidth and 99% Bandwidth (MHz)		
Mode	802.11ac_VHT80	
Frequency	26 dB	99 %
5 290 MHz	76.12	75.58
5 530 MHz	76.08	75.56
5 690 MHz	76.42	75.63
Measurement uncertainty	± 0.1 MHz	



CTK Co., Ltd.
 (Ho-dong), 113, Yejik-ro, Cheoin-gu,
 Yongin-si, Gyeonggi-do, Korea
 Tel: +82-31-339-9970
 Fax: +82-31-624-9501

Report No. :
 CTK-2018-02344
 Page (16) / (151) Pages

ANTO + ANT2

	26 dB Bandwidth and 99% Bandwidth (MHz)	
Mode	802.11ac_VHT160	
Frequency	26 dB	99 %
5 250 MHz	155.80	154.28
5 570 MHz	153.30	154.53
Measurement uncertainty	± 0.1 MHz	

ANT1 + ANT3

	26 dB Bandwidth and 99% Bandwidth (MHz)	
Mode	802.11ac_VHT160	
Frequency	26 dB	99 %
5 250 MHz	152.70	154.43
5 570 MHz	147.00	153.98
Measurement uncertainty	± 0.1 MHz	

See next pages for actual measured spectrum plots.

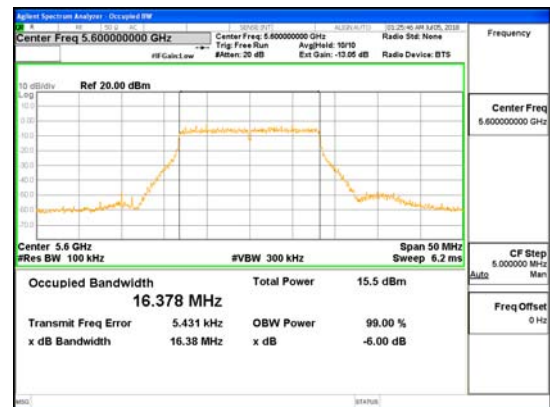


CTK Co., Ltd.
 (Ho-dong), 113, Yejik-ro, Cheoin-gu,
 Yongin-si, Gyeonggi-do, Korea
 Tel: +82-31-339-9970
 Fax: +82-31-624-9501

Report No. :
 CTK-2018-02344
 Page (17) / (151) Pages



ANTO_802.11a_UNI I 2A

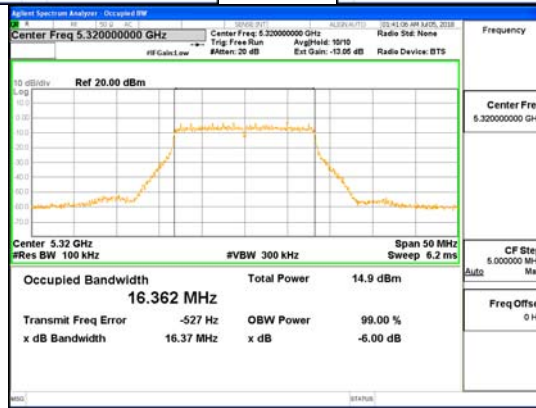


ANTO_802.11a_UNI I 2C

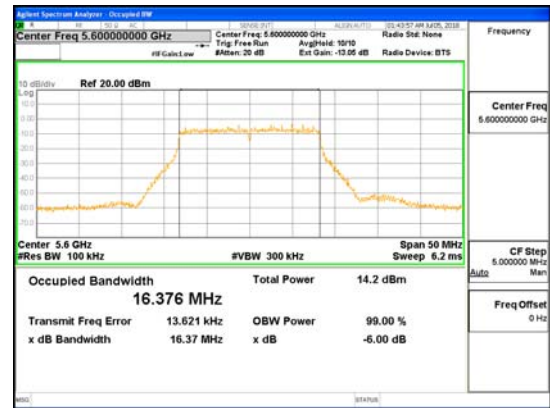


CTK Co., Ltd.
 (Ho-dong), 113, Yejik-ro, Cheoin-gu,
 Yongin-si, Gyeonggi-do, Korea
 Tel: +82-31-339-9970
 Fax: +82-31-624-9501

Report No. :
 CTK-2018-02344
 Page (18) / (151) Pages



ANT1_802.11a_UNI1 2A

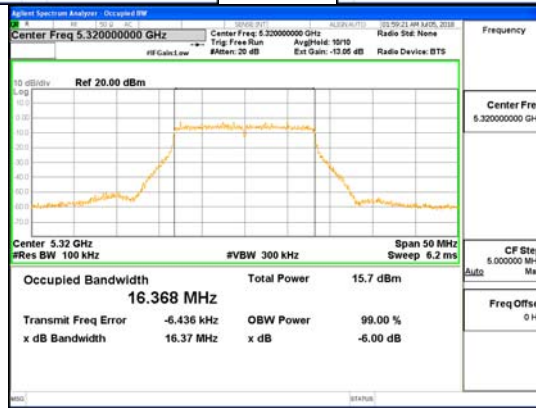


ANT1_802.11a_UNI1 2C

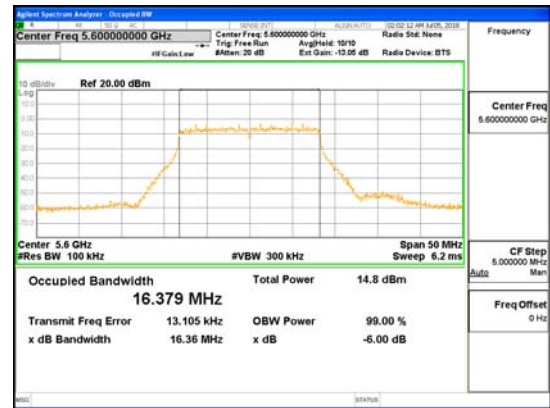


CTK Co., Ltd.
 (Ho-dong), 113, Yejik-ro, Cheoin-gu,
 Yongin-si, Gyeonggi-do, Korea
 Tel: +82-31-339-9970
 Fax: +82-31-624-9501

Report No. :
 CTK-2018-02344
 Page (19) / (151) Pages



ANT2_802.11a_UNI I 2A

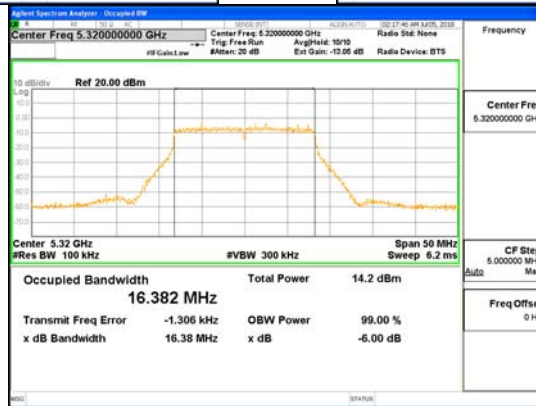


ANT2_802.11a_UNI I 2C

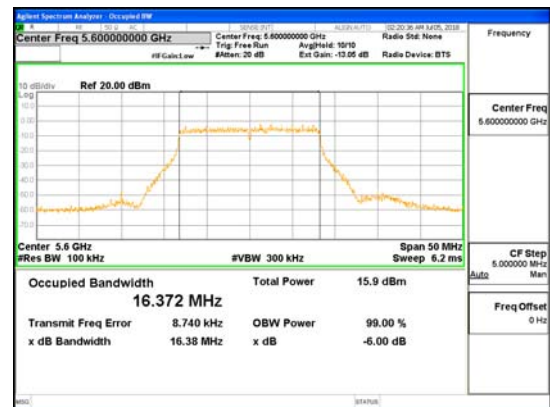
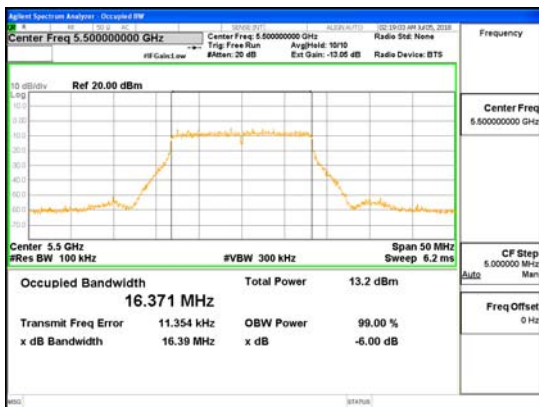


CTK Co., Ltd.
 (Ho-dong), 113, Yejik-ro, Cheoin-gu,
 Yongin-si, Gyeonggi-do, Korea
 Tel: +82-31-339-9970
 Fax: +82-31-624-9501

Report No. :
 CTK-2018-02344
 Page (20) / (151) Pages



ANT3_802.11a_UNI I 2A

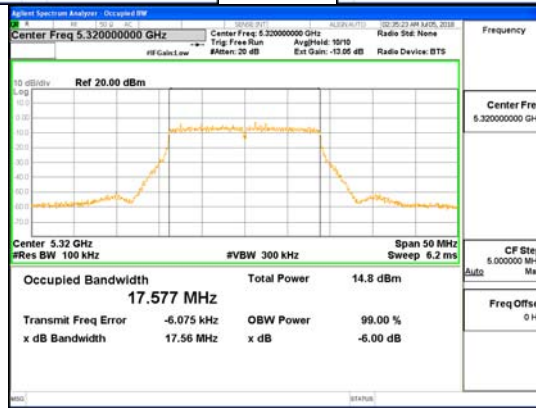


ANT3_802.11a_UNI I 2C

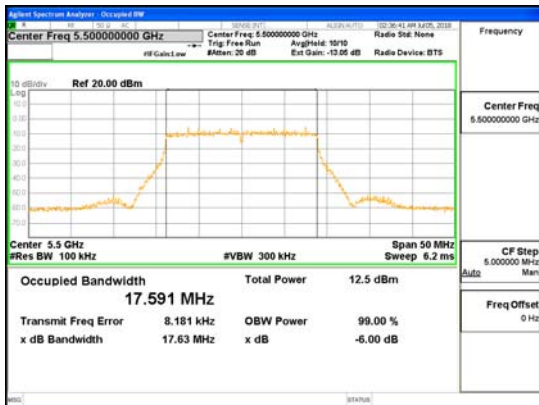


CTK Co., Ltd.
 (Ho-dong), 113, Yejik-ro, Cheoin-gu,
 Yongin-si, Gyeonggi-do, Korea
 Tel: +82-31-339-9970
 Fax: +82-31-624-9501

Report No. :
 CTK-2018-02344
 Page (21) / (151) Pages



ANTO_802.11n_HT20_UNI I 2A

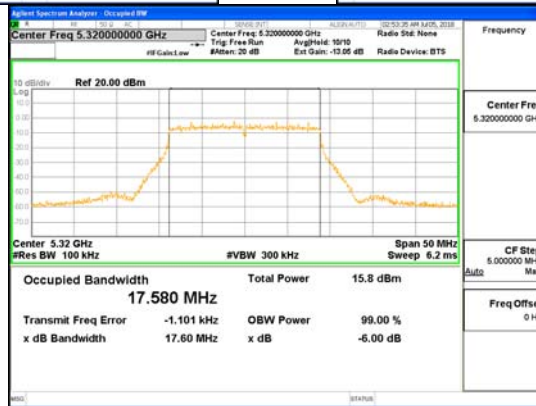
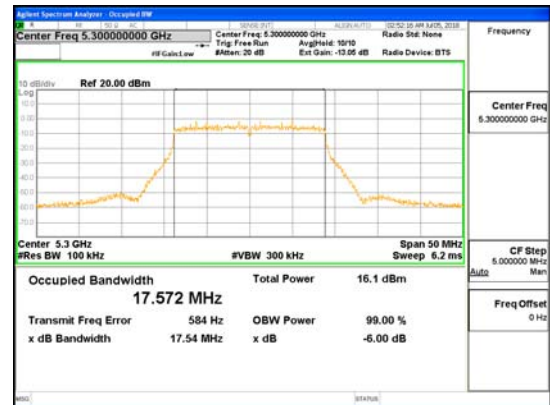
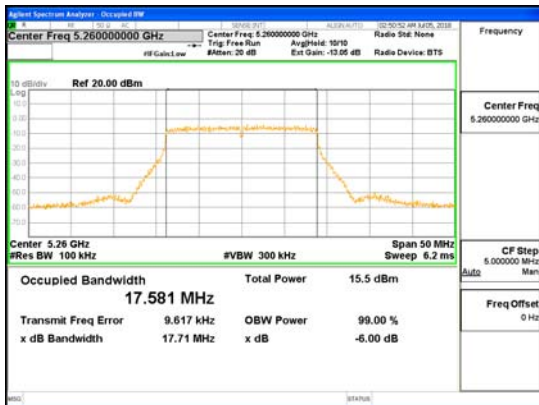


ANTO_802.11n_HT20_UNI I 2C

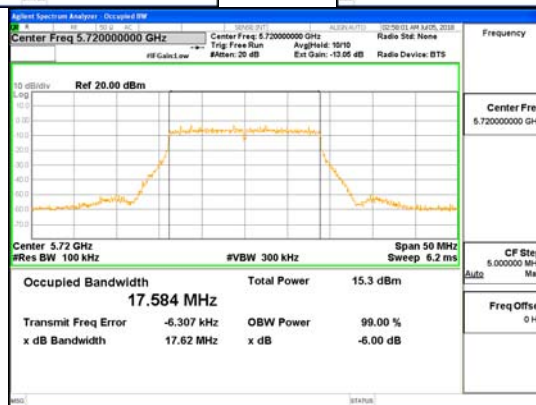
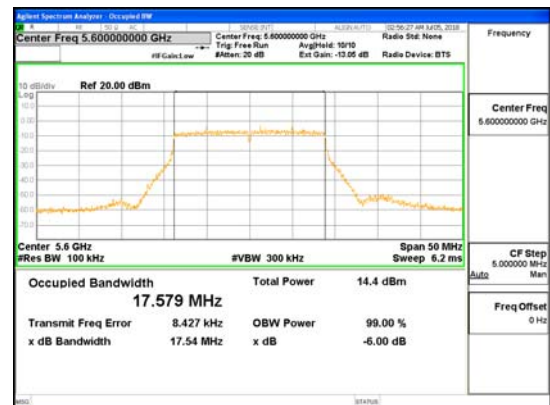
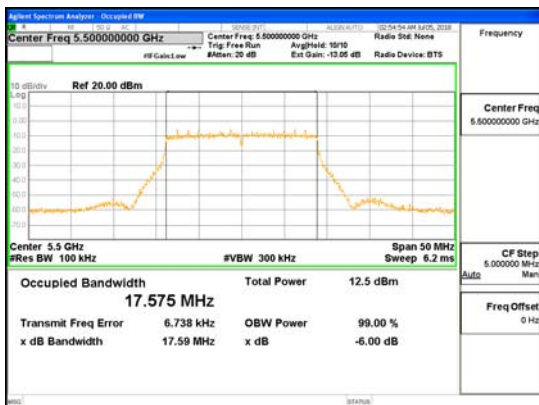


CTK Co., Ltd.
 (Ho-dong), 113, Yejik-ro, Cheoin-gu,
 Yongin-si, Gyeonggi-do, Korea
 Tel: +82-31-339-9970
 Fax: +82-31-624-9501

Report No. :
 CTK-2018-02344
 Page (22) / (151) Pages



ANT1_802.11n_HT20_UNI I 2A

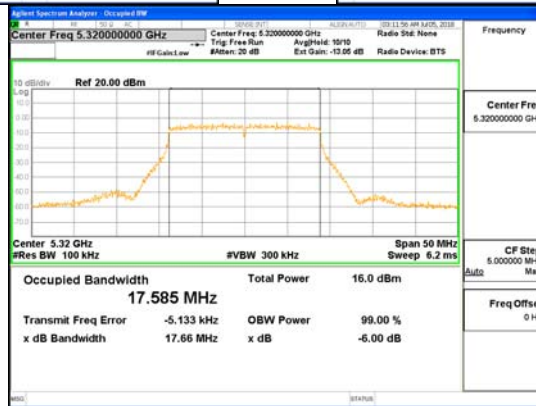


ANT1_802.11n_HT20_UNI I 2C

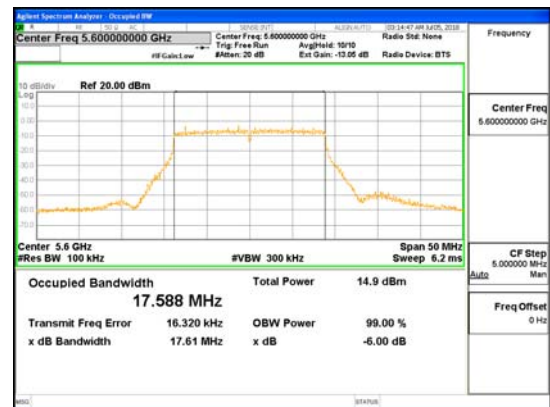
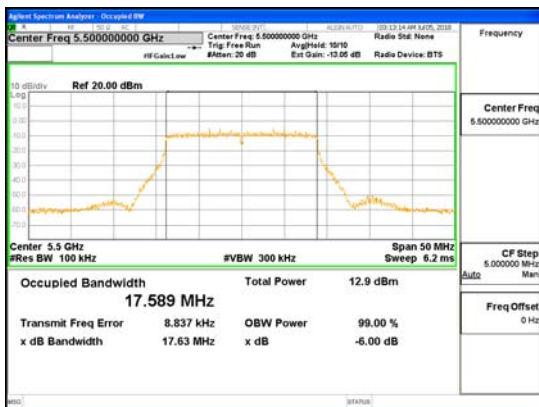


CTK Co., Ltd.
 (Ho-dong), 113, Yejik-ro, Cheoin-gu,
 Yongin-si, Gyeonggi-do, Korea
 Tel: +82-31-339-9970
 Fax: +82-31-624-9501

Report No. :
 CTK-2018-02344
 Page (23) / (151) Pages



ANT2_802.11n_HT20_UNI I 2A

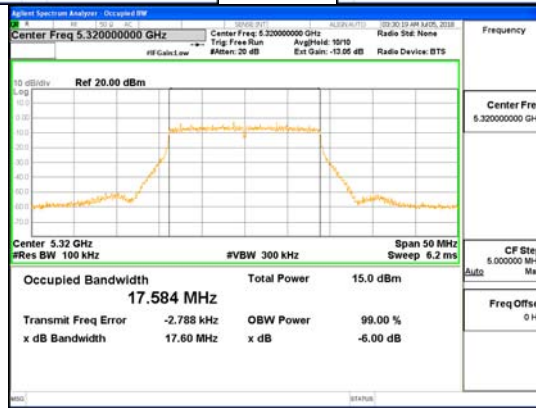


ANT2_802.11n_HT20_UNI I 2C



CTK Co., Ltd.
 (Ho-dong), 113, Yejik-ro, Cheoin-gu,
 Yongin-si, Gyeonggi-do, Korea
 Tel: +82-31-339-9970
 Fax: +82-31-624-9501

Report No. :
 CTK-2018-02344
 Page (24) / (151) Pages



ANT3_802.11n_HT20_UNI I 2A

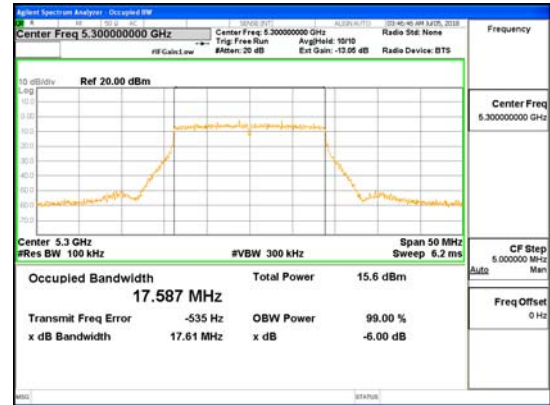
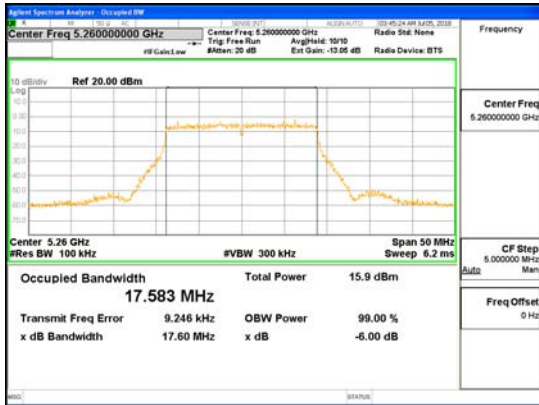


ANT3_802.11n_HT20_UNI I 2C

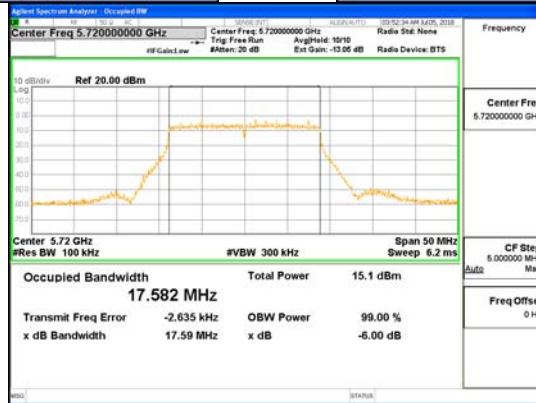
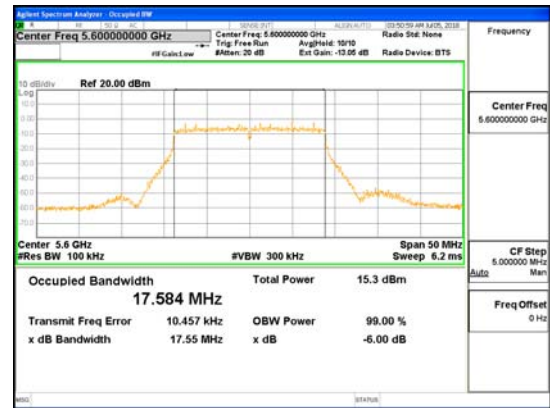


CTK Co., Ltd.
 (Ho-dong), 113, Yejik-ro, Cheoin-gu,
 Yongin-si, Gyeonggi-do, Korea
 Tel: +82-31-339-9970
 Fax: +82-31-624-9501

Report No. :
 CTK-2018-02344
 Page (25) / (151) Pages



ANTO_802.11ac_VHT20_UNII 2A



ANTO_802.11ac_VHT20_UNII 2C



CTK Co., Ltd.
 (Ho-dong), 113, Yejik-ro, Cheoin-gu,
 Yongin-si, Gyeonggi-do, Korea
 Tel: +82-31-339-9970
 Fax: +82-31-624-9501

Report No. :
 CTK-2018-02344
 Page (26) / (151) Pages



ANT1_802.11ac_VHT20_UNII 2A

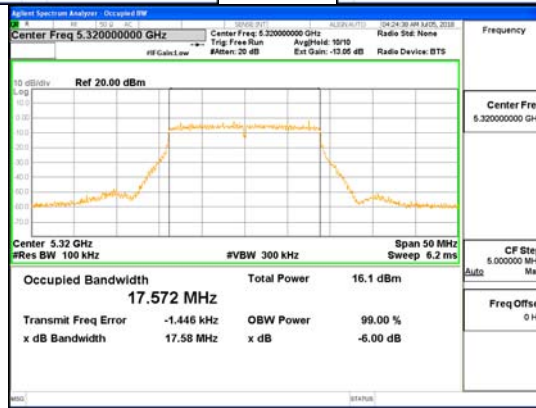
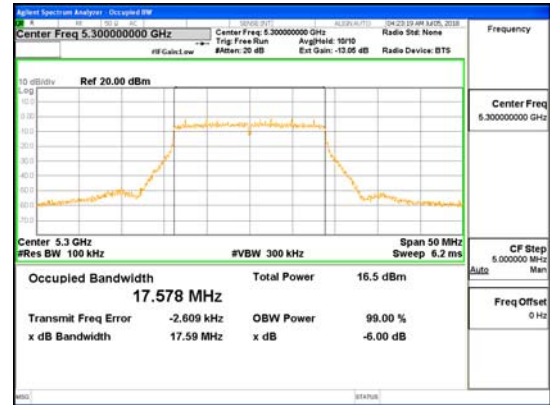
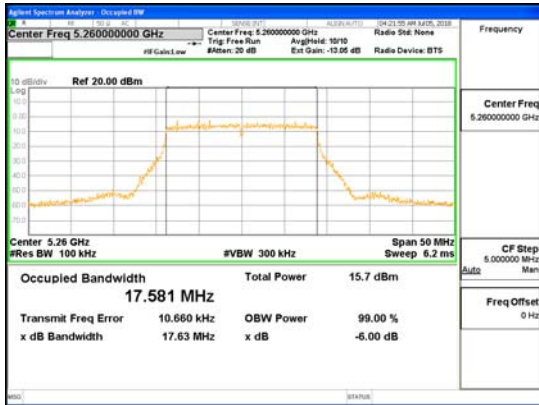


ANT1_802.11ac_VHT20_UNII 2C

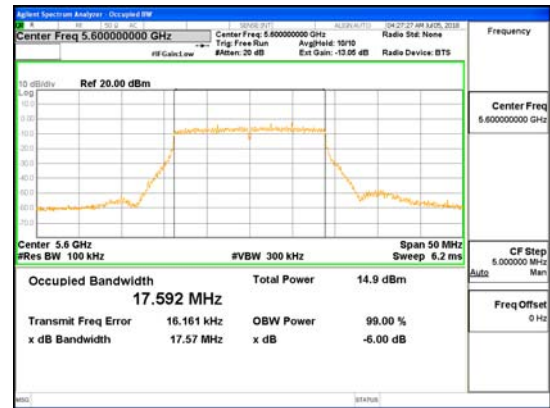


CTK Co., Ltd.
 (Ho-dong), 113, Yejik-ro, Cheoin-gu,
 Yongin-si, Gyeonggi-do, Korea
 Tel: +82-31-339-9970
 Fax: +82-31-624-9501

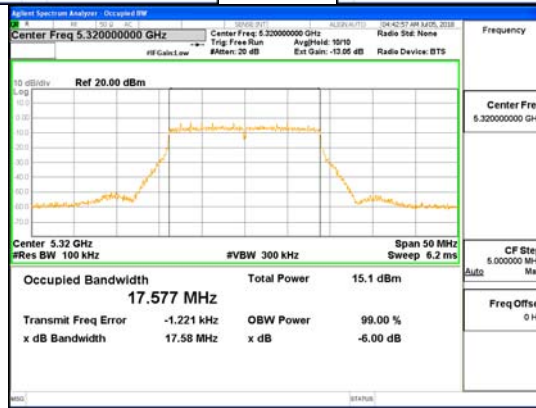
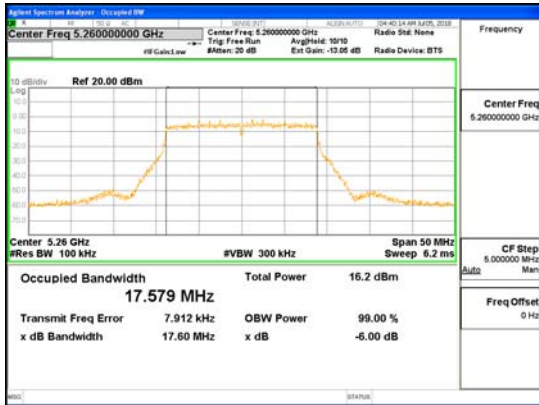
Report No. :
 CTK-2018-02344
 Page (27) / (151) Pages



ANT2_802.11ac_VHT20_UNII 2A



ANT2_802.11ac_VHT20_UNII 2C



ANT3_802.11ac_VHT20_UNII 2A

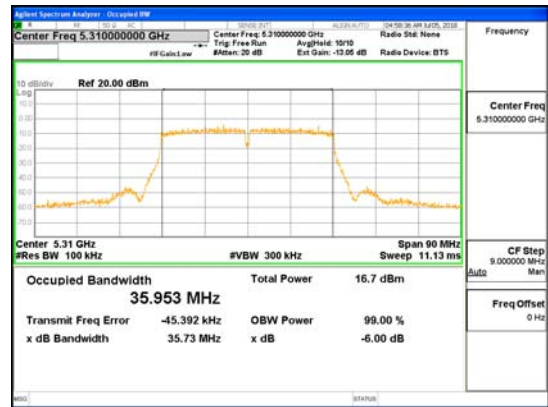
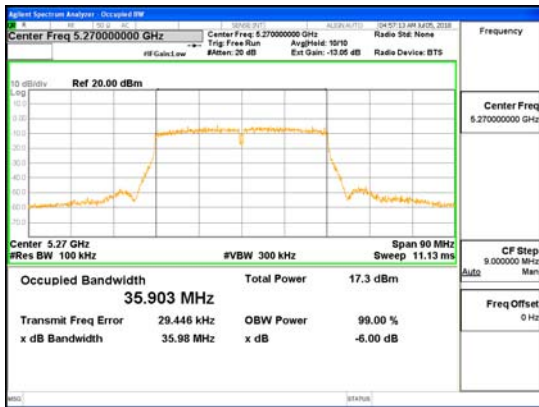


ANT3_802.11ac_VHT20_UNII 2C

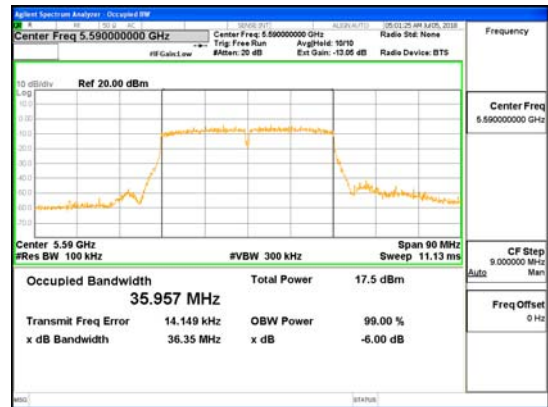


CTK Co., Ltd.
 (Ho-dong), 113, Yejik-ro, Cheoin-gu,
 Yongin-si, Gyeonggi-do, Korea
 Tel: +82-31-339-9970
 Fax: +82-31-624-9501

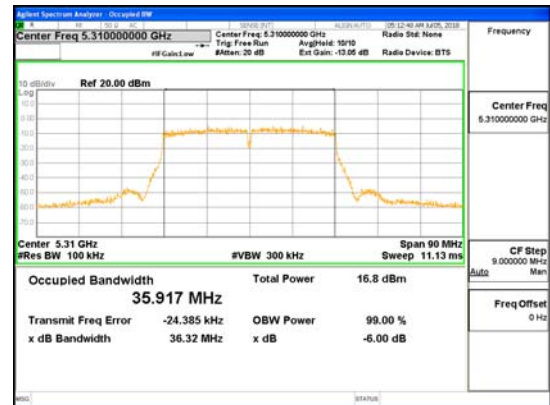
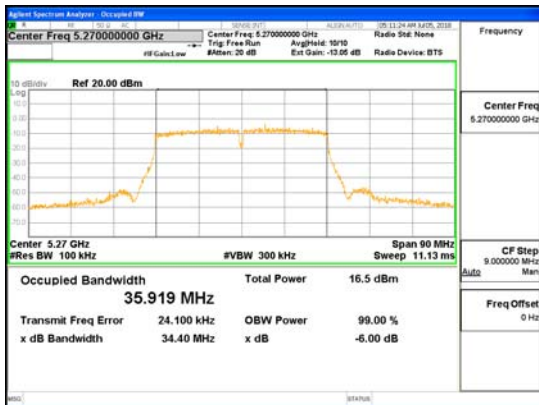
Report No. :
 CTK-2018-02344
 Page (29) / (151) Pages



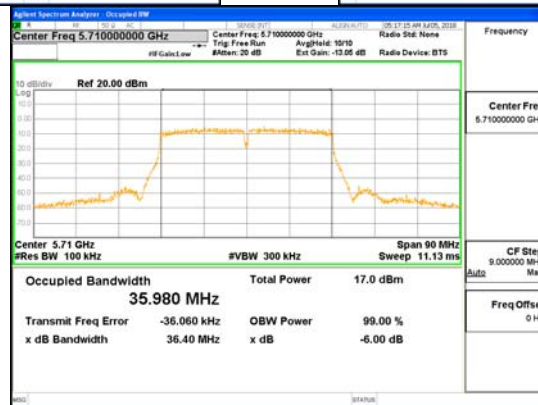
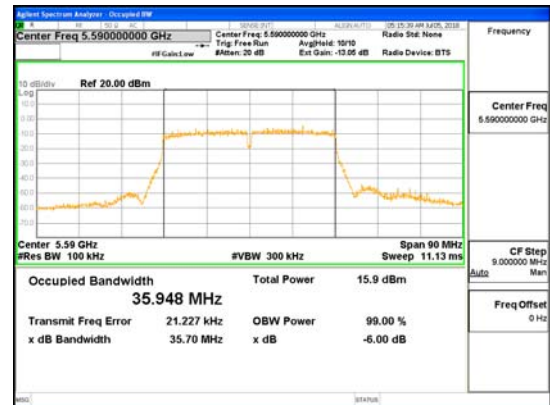
ANTO_802.11n_HT40_UNII 2A



ANTO_802.11n_HT40_UNII 2C



ANT1_802.11n_HT40_UNII 2A

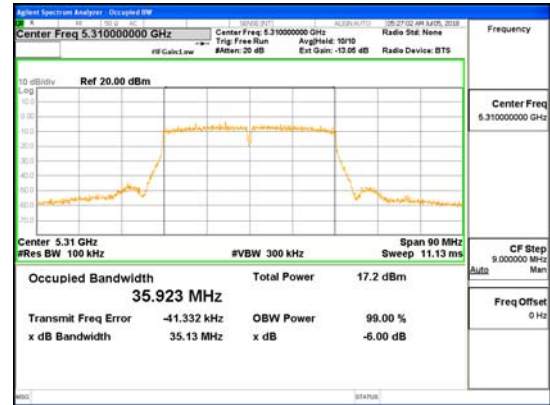
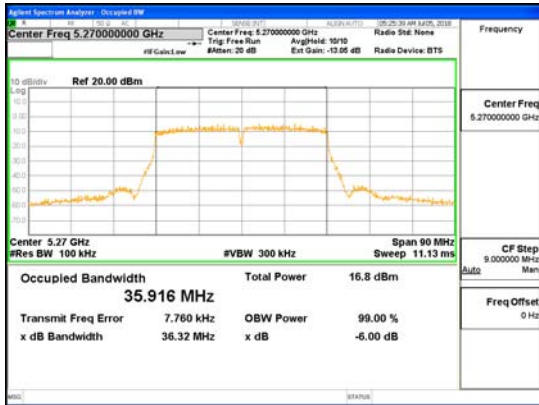


ANT1_802.11n_HT40_UNII 2C

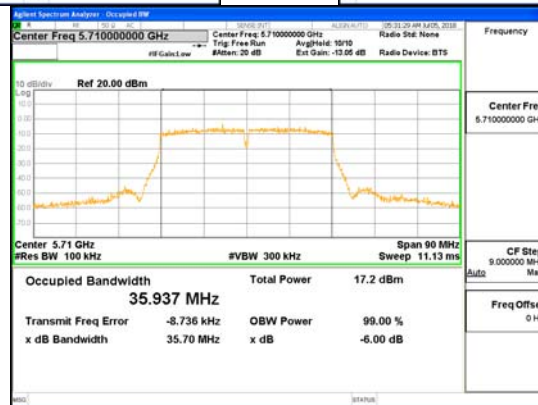
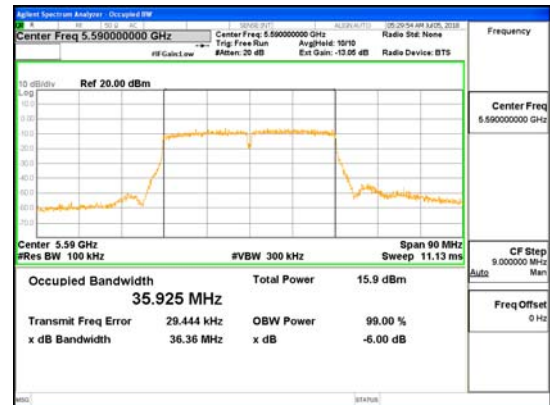


CTK Co., Ltd.
 (Ho-dong), 113, Yejik-ro, Cheoin-gu,
 Yongin-si, Gyeonggi-do, Korea
 Tel: +82-31-339-9970
 Fax: +82-31-624-9501

Report No. :
 CTK-2018-02344
 Page (31) / (151) Pages



ANT2_802.11n_HT40_UNII 2A

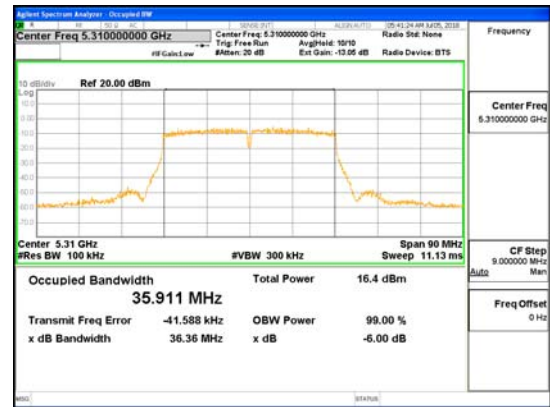
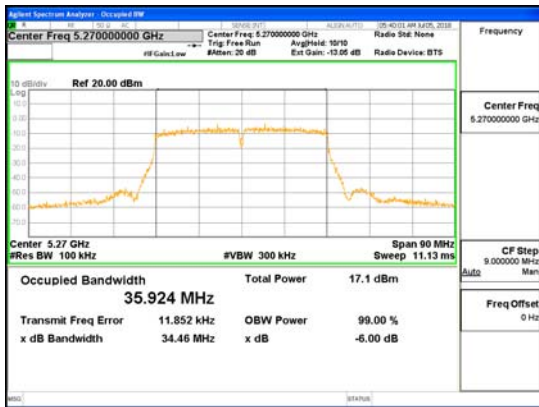


ANT2_802.11n_HT40_UNII 2C

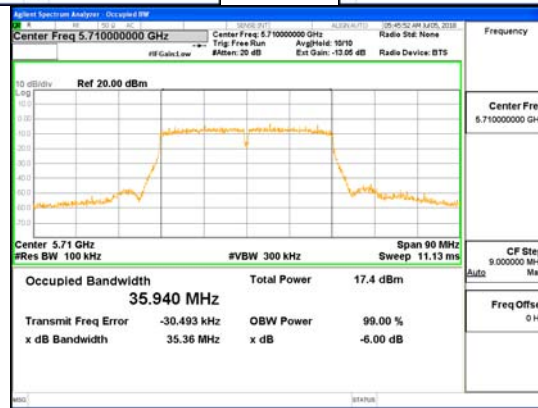
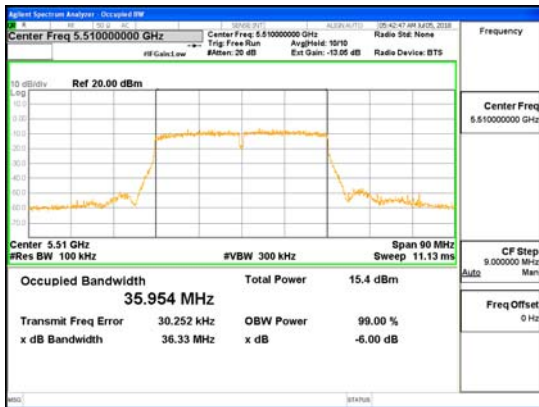


CTK Co., Ltd.
 (Ho-dong), 113, Yejik-ro, Cheoin-gu,
 Yongin-si, Gyeonggi-do, Korea
 Tel: +82-31-339-9970
 Fax: +82-31-624-9501

Report No. :
 CTK-2018-02344
 Page (32) / (151) Pages



ANT3_802.11n_HT40_UNII 2A

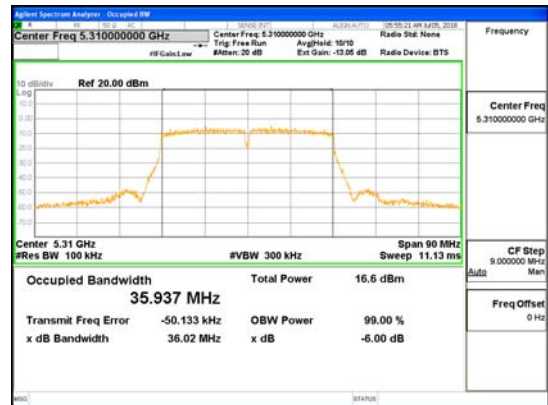


ANT3_802.11n_HT40_UNII 2C

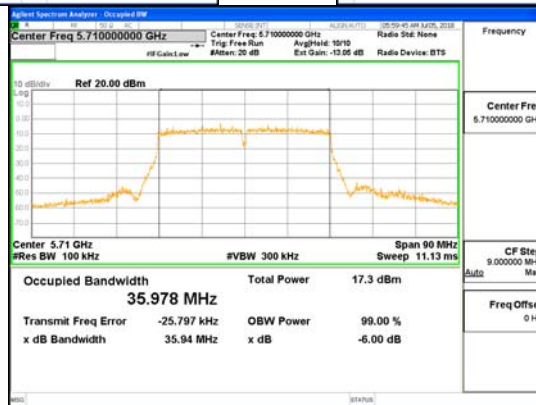
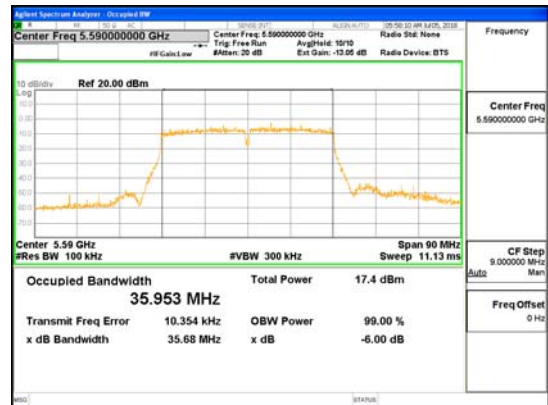


CTK Co., Ltd.
 (Ho-dong), 113, Yejik-ro, Cheoin-gu,
 Yongin-si, Gyeonggi-do, Korea
 Tel: +82-31-339-9970
 Fax: +82-31-624-9501

Report No. :
 CTK-2018-02344
 Page (33) / (151) Pages



ANTO_802.11ac_VHT40_UNII 2A

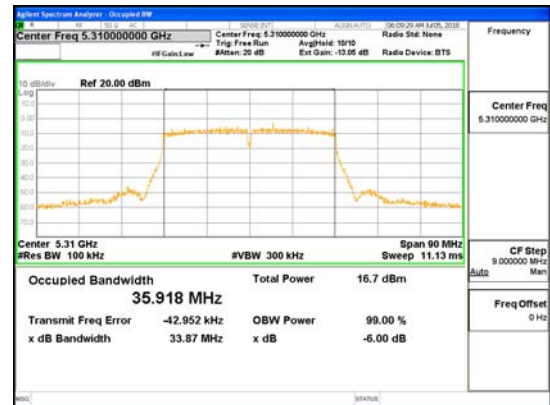


ANTO_802.11ac_VHT40_UNII 2C

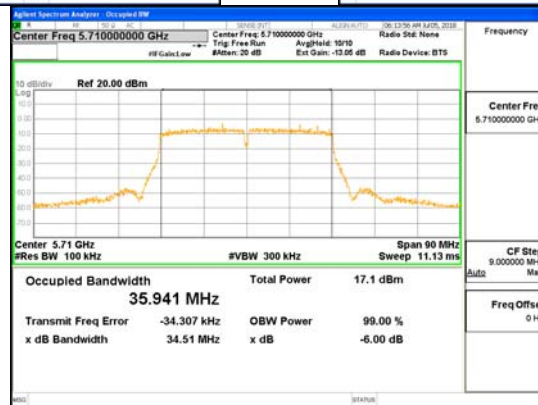
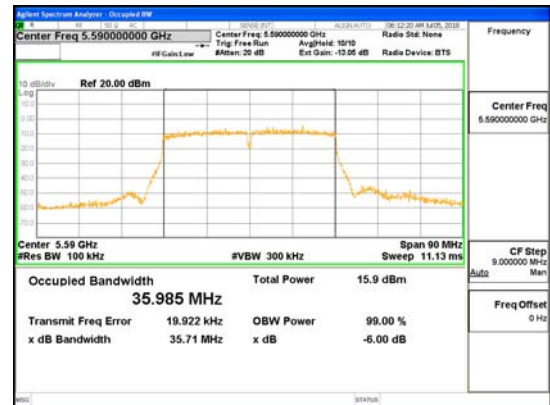
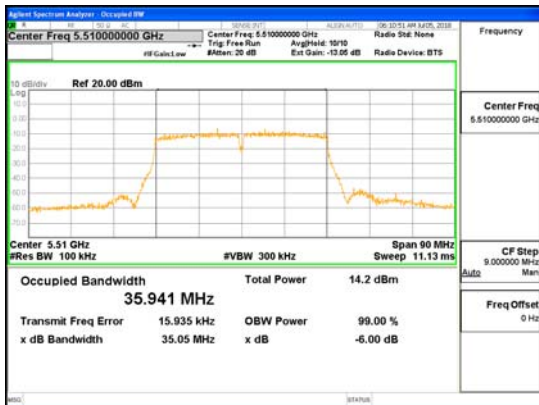


CTK Co., Ltd.
 (Ho-dong), 113, Yejik-ro, Cheoin-gu,
 Yongin-si, Gyeonggi-do, Korea
 Tel: +82-31-339-9970
 Fax: +82-31-624-9501

Report No. :
 CTK-2018-02344
 Page (34) / (151) Pages



ANT1_802.11ac_VHT40_UNII 2A



ANT1_802.11ac_VHT40_UNII 2C

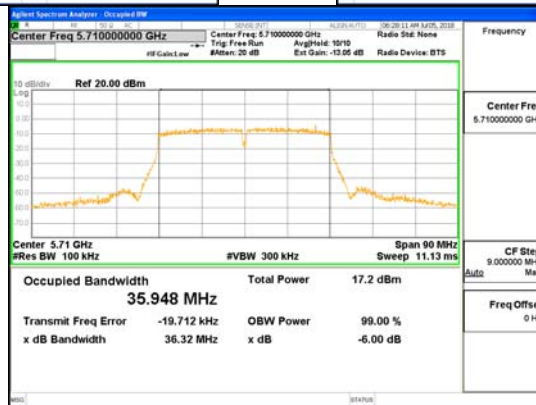
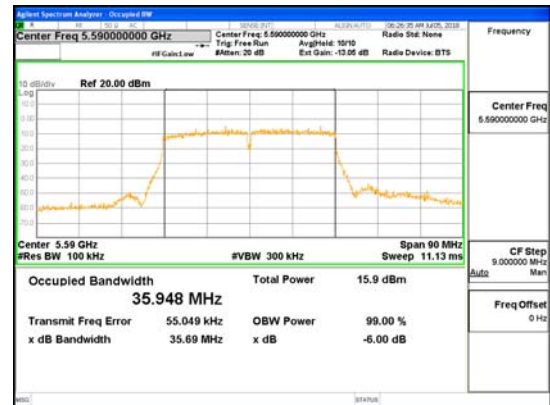
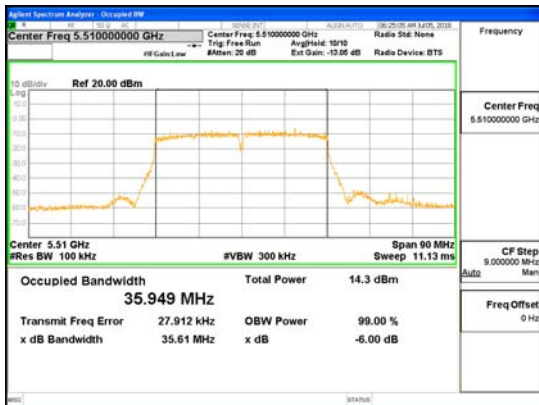


CTK Co., Ltd.
 (Ho-dong), 113, Yejik-ro, Cheoin-gu,
 Yongin-si, Gyeonggi-do, Korea
 Tel: +82-31-339-9970
 Fax: +82-31-624-9501

Report No. :
 CTK-2018-02344
 Page (35) / (151) Pages



ANT2_802.11ac_VHT40_UNII 2A

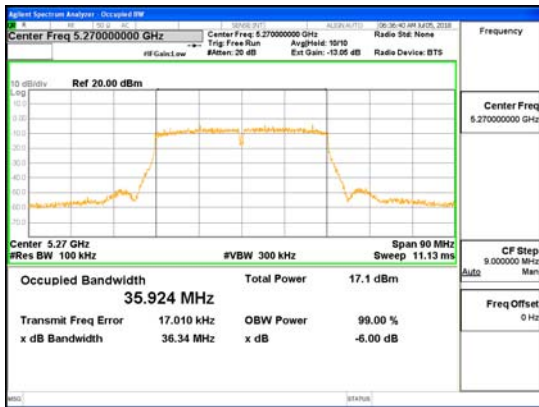


ANT2_802.11ac_VHT40_UNII 2C

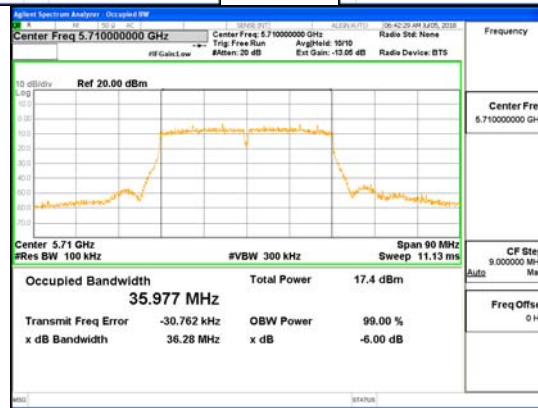
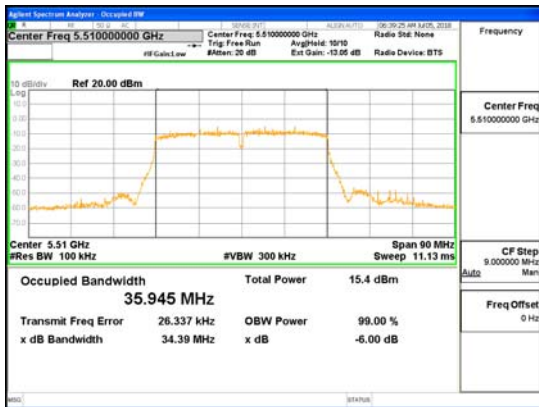


CTK Co., Ltd.
 (Ho-dong), 113, Yejik-ro, Cheoin-gu,
 Yongin-si, Gyeonggi-do, Korea
 Tel: +82-31-339-9970
 Fax: +82-31-624-9501

Report No. :
 CTK-2018-02344
 Page (36) / (151) Pages



ANT3_802.11ac_VHT40_UNII 2A

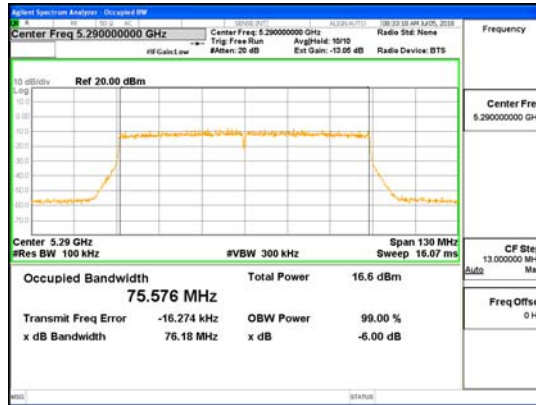


ANT3_802.11ac_VHT40_UNII 2C

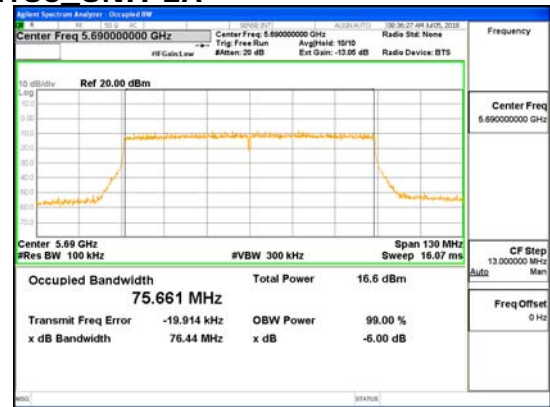
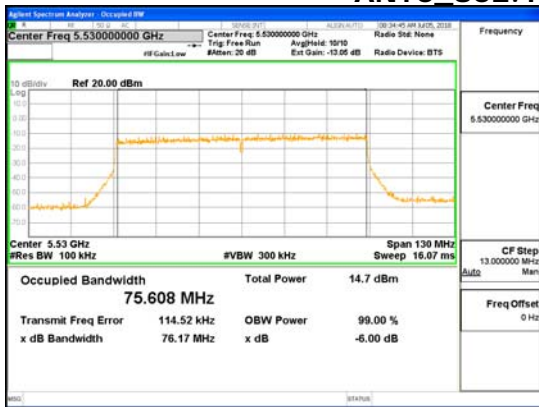


CTK Co., Ltd.
 (Ho-dong), 113, Yejik-ro, Cheoin-gu,
 Yongin-si, Gyeonggi-do, Korea
 Tel: +82-31-339-9970
 Fax: +82-31-624-9501

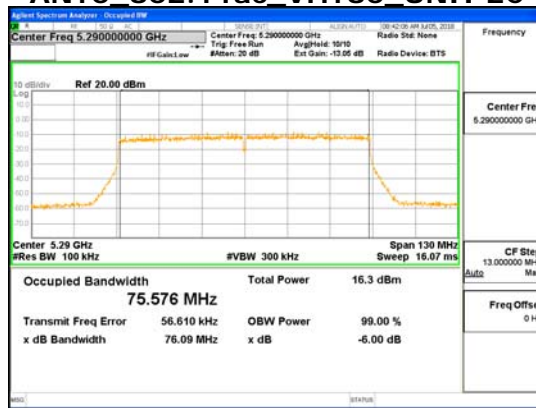
Report No. :
 CTK-2018-02344
 Page (37) / (151) Pages



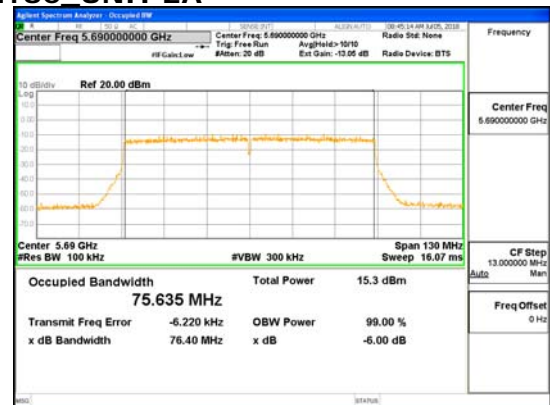
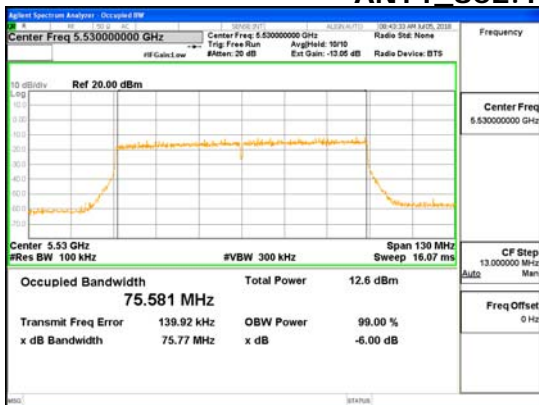
ANTO_802.11ac_VHT80_UNII_2A



ANTO_802.11ac_VHT80_UNII_2C



ANT1_802.11ac_VHT80_UNII_2A

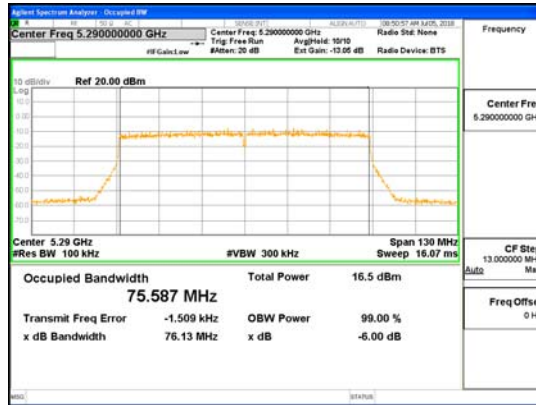


ANT1_802.11ac_VHT80_UNII_2C

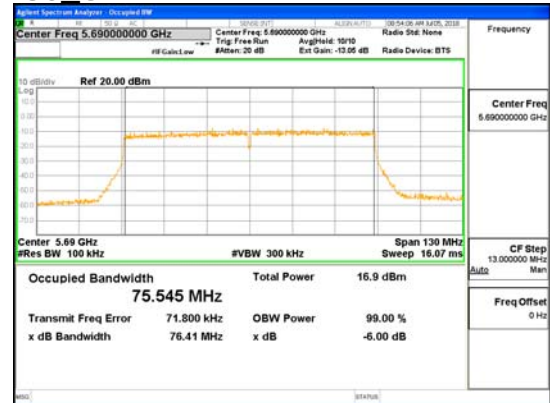
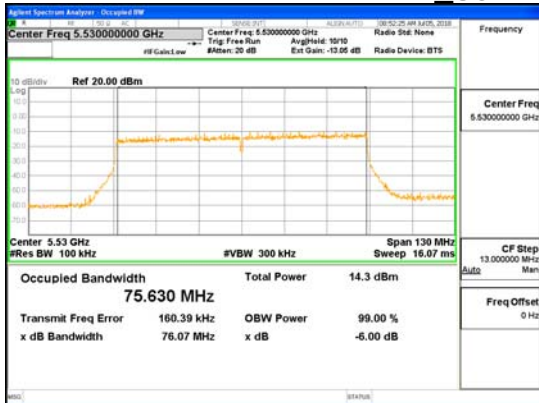


CTK Co., Ltd.
 (Ho-dong), 113, Yejik-ro, Cheoin-gu,
 Yongin-si, Gyeonggi-do, Korea
 Tel: +82-31-339-9970
 Fax: +82-31-624-9501

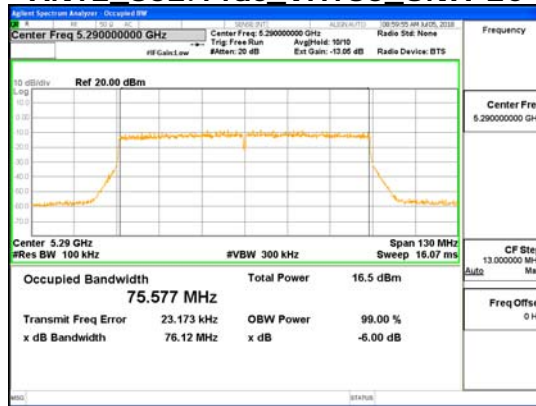
Report No. :
 CTK-2018-02344
 Page (38) / (151) Pages



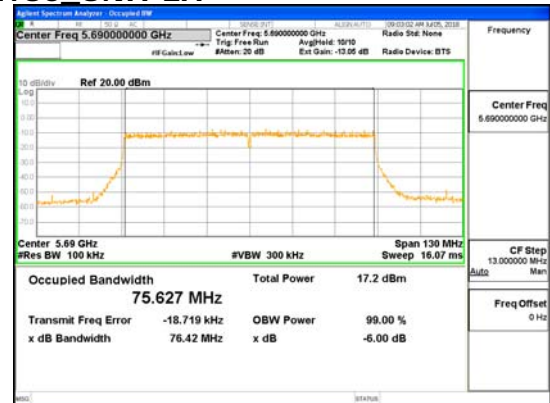
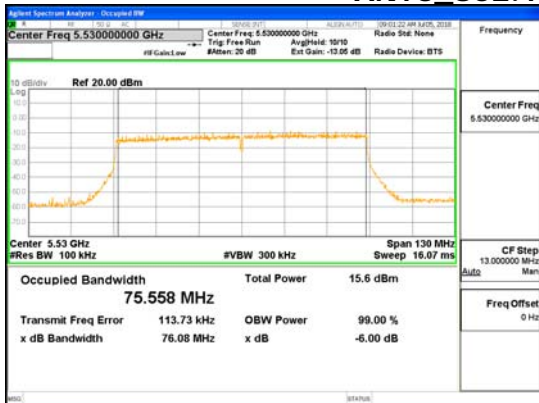
ANT2_802.11ac_VHT80_UNII 2A



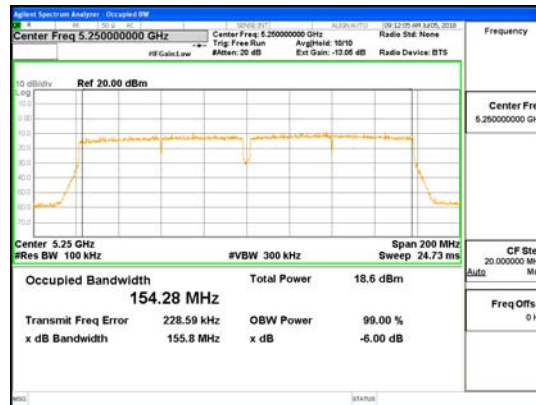
ANT2_802.11ac_VHT80_UNII 2C



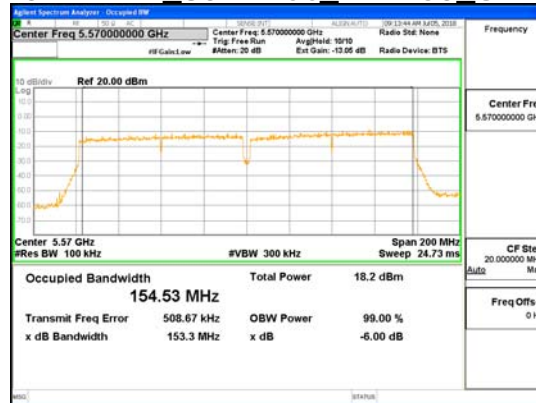
ANT3_802.11ac_VHT80_UNII 2A



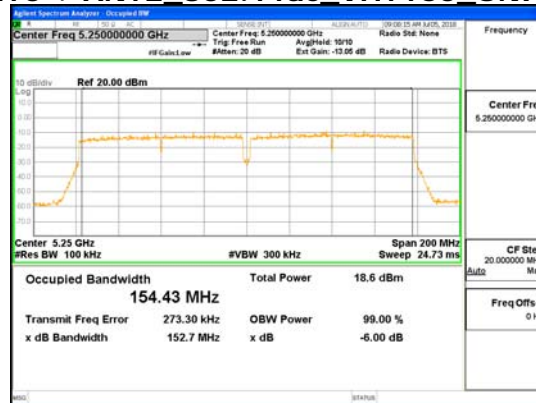
ANT3_802.11ac_VHT80_UNII 2C



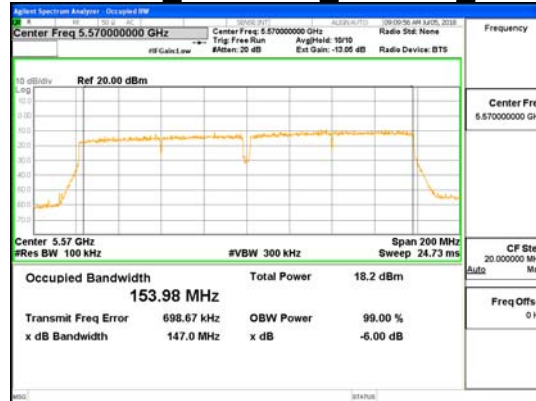
ANTO + ANT2_802.11ac_VHT160_UNII 2A



ANTO + ANT2_802.11ac_VHT160_UNII 2C



ANT1 + ANT3_802.11ac_VHT160_UNII 2A



ANT1 + ANT3_802.11ac_VHT160_UNII 2C