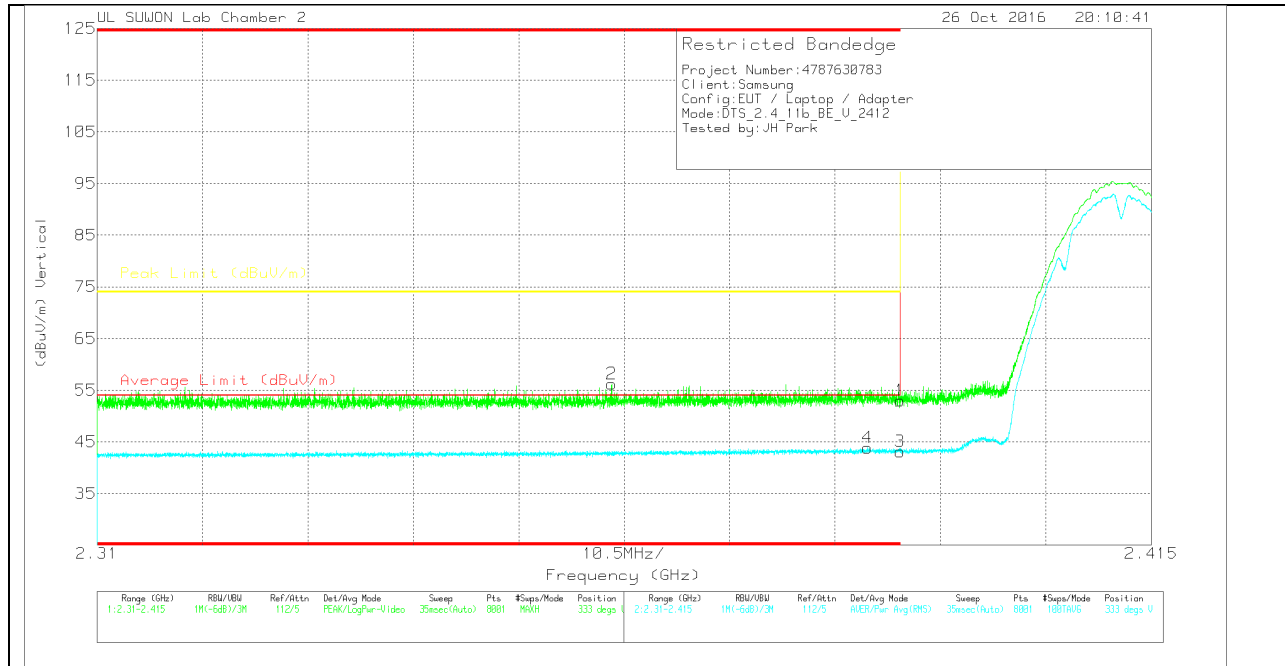


VERTICAL PEAK AND AVERAGE PLOT



VERTICAL DATA

Trace Markers

| Marker | Frequency (GHz) | Meter Reading (dBuV) | Det | 3117(001687 24)_150619 | Path_2_10dB | DC Corr (dB) | Corrected Reading (dBuV/m) | Average Limit (dBuV/m) | Margin (dB) | Peak Limit (dBuV/m) | PK Margin (dB) | Azimuth (Degs) | Height (cm) | Polarity |
|--------|-----------------|----------------------|-----|------------------------|-------------|--------------|----------------------------|------------------------|-------------|---------------------|----------------|----------------|-------------|----------|
| 1 | * 2.39 | 40.8 | Pk | 31.7 | -19.5 | 0 | 53 | - | - | 74 | -21 | 333 | 100 | V |
| 2 | * 2.361 | 44.12 | Pk | 31.7 | -19.6 | 0 | 56.22 | - | - | 74 | -17.78 | 333 | 100 | V |
| 3 | * 2.39 | 30.93 | RMS | 31.7 | -19.5 | 0 | 43.13 | 54 | -10.87 | - | - | 333 | 100 | V |
| 4 | * 2.387 | 31.66 | RMS | 31.7 | -19.5 | 0 | 43.86 | 54 | -10.14 | - | - | 333 | 100 | V |

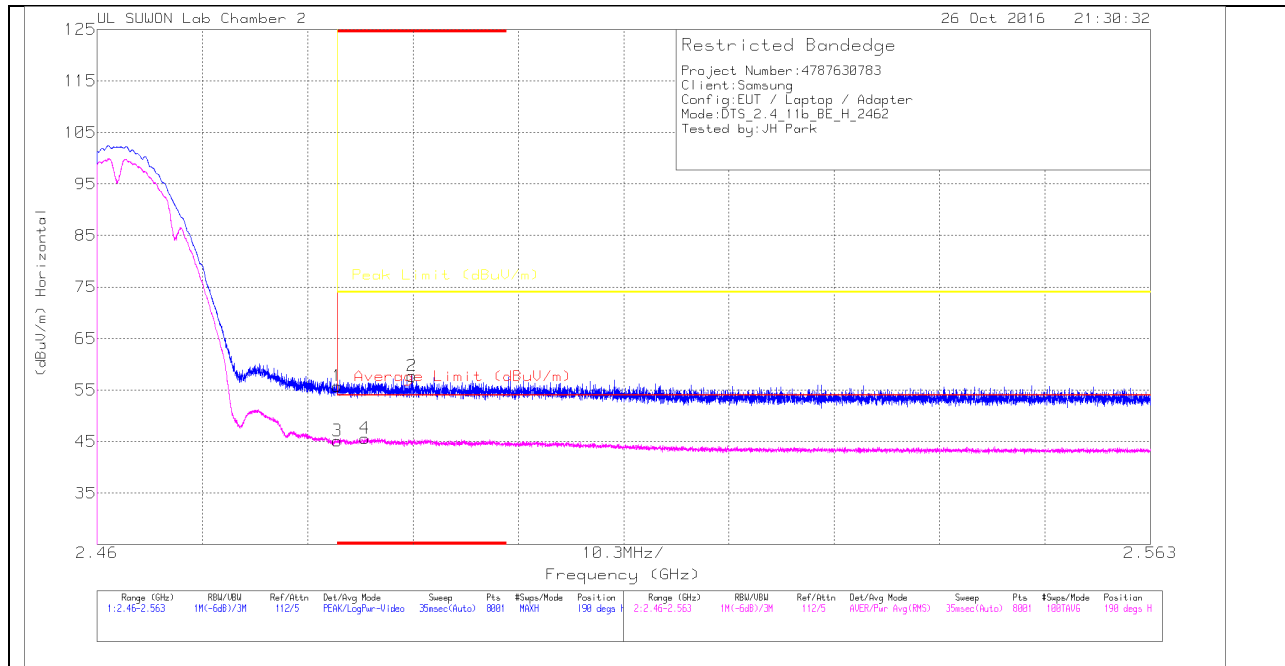
* - indicates frequency in CFR15.205/IC7.2.2 Restricted Band

Pk - Peak detector

RMS - RMS detection

AUTHORIZED BANDEDGE (HIGH CHANNEL)

HORIZONTAL PEAK AND AVERAGE PLOT



HORIZONTAL DATA

Trace Markers

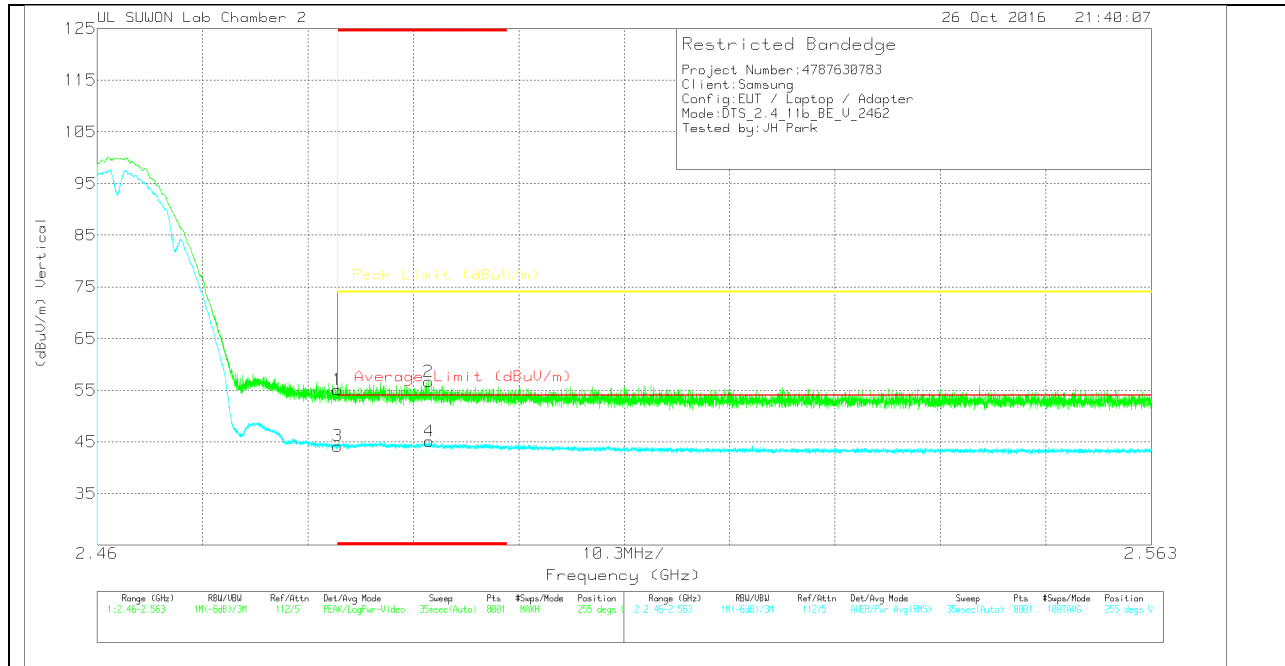
| Marker | Frequency (GHz) | Meter Reading (dBuV) | Det | 3117(001687 24)_150619 | Path_2_10dB | DC Corr (dB) | Corrected Reading (dBuV/m) | Average Limit (dBuV/m) | Margin (dB) | Peak Limit (dBuV/m) | PK Margin (dB) | Azimuth (Degs) | Height (cm) | Polarity |
|--------|-----------------|----------------------|-----|------------------------|-------------|--------------|----------------------------|------------------------|-------------|---------------------|----------------|----------------|-------------|----------|
| 1 | * 2.484 | 43.38 | Pk | 31.8 | -19.4 | 0 | 55.78 | - | - | 74 | -18.22 | 190 | 154 | H |
| 2 | * 2.491 | 45.34 | Pk | 31.8 | -19.4 | 0 | 57.74 | - | - | 74 | -16.26 | 190 | 154 | H |
| 3 | * 2.484 | 32.75 | RMS | 31.8 | -19.4 | 0 | 45.15 | 54 | -8.85 | - | - | 190 | 154 | H |
| 4 | * 2.486 | 33.26 | RMS | 31.8 | -19.4 | 0 | 45.66 | 54 | -8.34 | - | - | 190 | 154 | H |

* - indicates frequency in CFR15.205/IC7.2.2 Restricted Band

Pk - Peak detector

RMS - RMS detection

VERTICAL PEAK AND AVERAGE PLOT



VERTICAL DATA

Trace Markers

| Marker | Frequency (GHz) | Meter Reading (dBuV) | Det | 3117(001687 24)_150619 | Path_2_10dB | DC Corr (dB) | Corrected Reading (dBuV/m) | Average Limit (dBuV/m) | Margin (dB) | Peak Limit (dBuV/m) | PK Margin (dB) | Azimuth (Degs) | Height (cm) | Polarity |
|--------|-----------------|----------------------|-----|------------------------|-------------|--------------|----------------------------|------------------------|-------------|---------------------|----------------|----------------|-------------|----------|
| 1 | * 2.484 | 42.71 | Pk | 31.8 | -19.4 | 0 | 55.11 | - | - | 74 | -18.89 | 255 | 295 | V |
| 2 | * 2.492 | 44.27 | Pk | 31.8 | -19.4 | 0 | 56.67 | - | - | 74 | -17.33 | 255 | 295 | V |
| 3 | * 2.484 | 31.81 | RMS | 31.8 | -19.4 | 0 | 44.21 | 54 | -9.79 | - | - | 255 | 295 | V |
| 4 | * 2.492 | 32.7 | RMS | 31.8 | -19.4 | 0 | 45.1 | 54 | -8.9 | - | - | 255 | 295 | V |

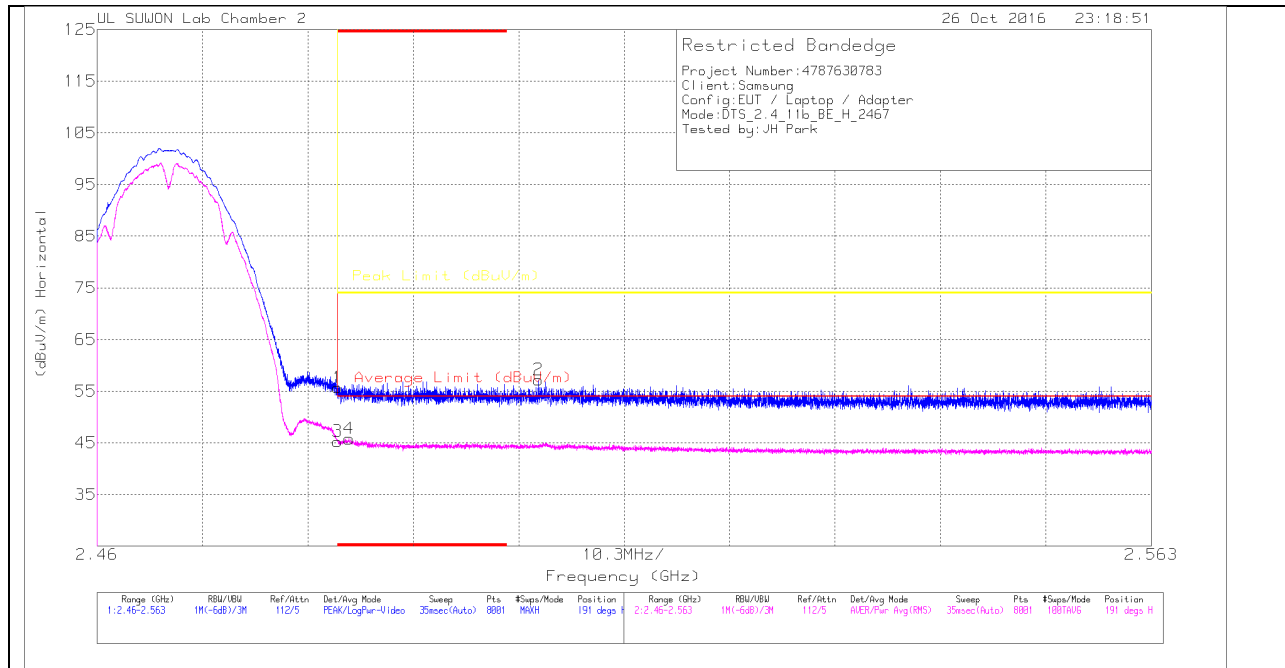
* - indicates frequency in CFR15.205/IC7.2.2 Restricted Band

Pk - Peak detector

RMS - RMS detection

AUTHORIZED BANDEDGE (12 CHANNEL)

HORIZONTAL PEAK AND AVERAGE PLOT



HORIZONTAL DATA

Trace Markers

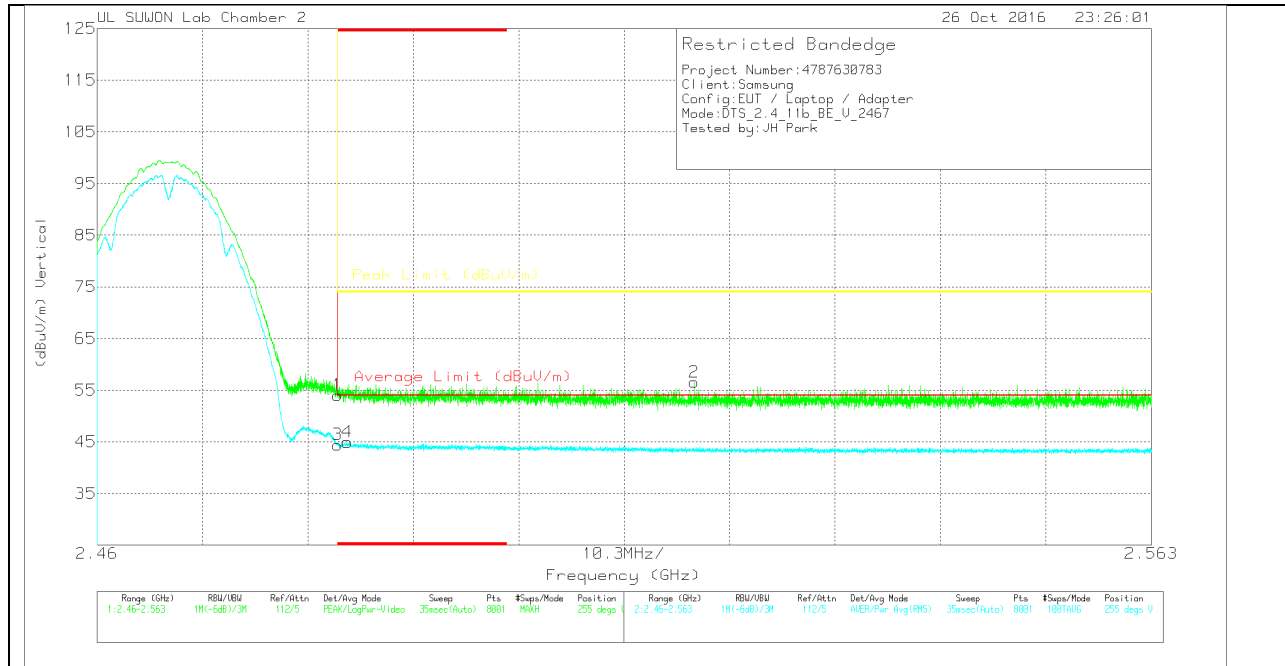
| Marker | Frequency (GHz) | Meter Reading (dBuV) | Det | 3117(001687 24)_150619 | Path_2_10dB | DC Corr (dB) | Corrected Reading (dBuV/m) | Average Limit (dBuV/m) | Margin (dB) | Peak Limit (dBuV/m) | PK Margin (dB) | Azimuth (Degs) | Height (cm) | Polarity |
|--------|-----------------|----------------------|-----|------------------------|-------------|--------------|----------------------------|------------------------|-------------|---------------------|----------------|----------------|-------------|----------|
| 1 | * 2.484 | 43.29 | Pk | 31.8 | -19.4 | 0 | 55.69 | - | - | 74 | -18.31 | 191 | 109 | H |
| 2 | 2.503 | 44.62 | Pk | 31.9 | -19.3 | 0 | 57.22 | - | - | 74 | -16.78 | 191 | 109 | H |
| 3 | * 2.484 | 32.89 | RMS | 31.8 | -19.4 | 0 | 45.29 | 54 | -8.71 | - | - | 191 | 109 | H |
| 4 | * 2.485 | 33.41 | RMS | 31.8 | -19.4 | 0 | 45.81 | 54 | -8.19 | - | - | 191 | 109 | H |

* - indicates frequency in CFR15.205/IC7.2.2 Restricted Band

Pk - Peak detector

RMS - RMS detection

VERTICAL PEAK AND AVERAGE PLOT



VERTICAL DATA

Trace Markers

| Marker | Frequency (GHz) | Meter Reading (dBuV) | Det | 3117(001687 24)_150619 | Path_2_10dB | DC Corr (dB) | Corrected Reading (dBuV/m) | Average Limit (dBuV/m) | Margin (dB) | Peak Limit (dBuV/m) | PK Margin (dB) | Azimuth (Degs) | Height (cm) | Polarity |
|--------|-----------------|----------------------|-----|------------------------|-------------|--------------|----------------------------|------------------------|-------------|---------------------|----------------|----------------|-------------|----------|
| 1 | * 2.484 | 41.65 | Pk | 31.8 | -19.4 | 0 | 54.05 | - | - | 74 | -19.95 | 255 | 295 | V |
| 2 | 2.518 | 43.96 | Pk | 31.9 | -19.3 | 0 | 56.56 | - | - | 74 | -17.44 | 255 | 295 | V |
| 3 | * 2.484 | 32.05 | RMS | 31.8 | -19.4 | 0 | 44.45 | 54 | -9.55 | - | - | 255 | 295 | V |
| 4 | * 2.484 | 32.55 | RMS | 31.8 | -19.4 | 0 | 44.95 | 54 | -9.05 | - | - | 255 | 295 | V |

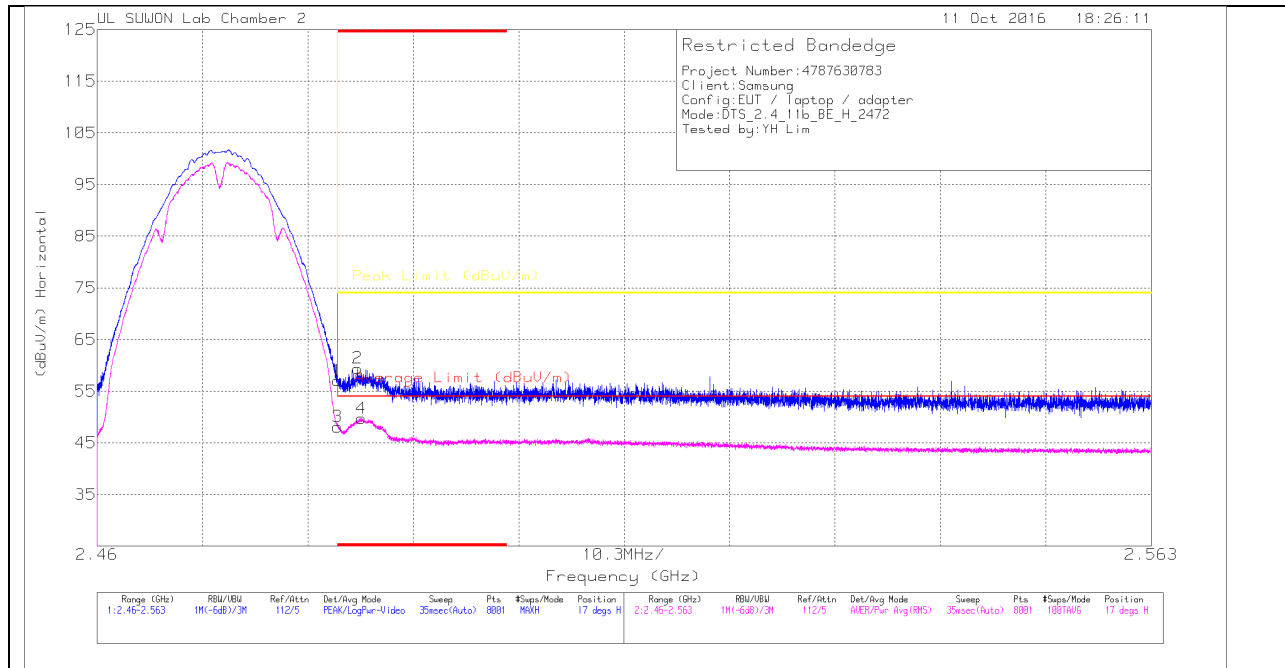
* - indicates frequency in CFR15.205/IC7.2.2 Restricted Band

Pk - Peak detector

RMS - RMS detection

AUTHORIZED BANDEDGE (13 CHANNEL)

HORIZONTAL PEAK AND AVERAGE PLOT



HORIZONTAL DATA

Trace Markers

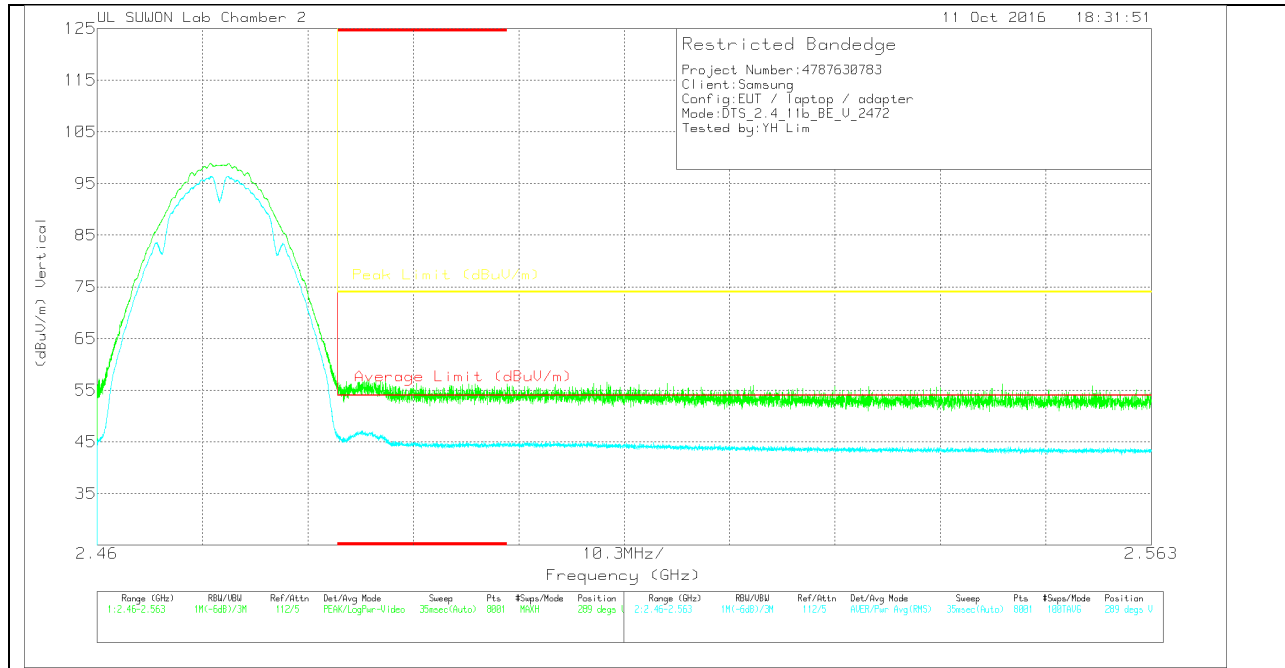
| Marker | Frequency (GHz) | Meter Reading (dBuV) | Det | 3117(001687 24)_150619 | Path_2_10dB | DC Corr (dB) | Corrected Reading (dBuV/m) | Average Limit (dBuV/m) | Margin (dB) | Peak Limit (dBuV/m) | PK Margin (dB) | Azimuth (Degs) | Height (cm) | Polarity |
|--------|-----------------|----------------------|-----|------------------------|-------------|--------------|----------------------------|------------------------|-------------|---------------------|----------------|----------------|-------------|----------|
| 1 | * 2.484 | 44.64 | Pk | 31.8 | -19.4 | 0 | 57.04 | - | - | 74 | -16.96 | 17 | 193 | H |
| 2 | * 2.485 | 47.03 | Pk | 31.8 | -19.4 | 0 | 59.43 | - | - | 74 | -14.57 | 17 | 193 | H |
| 3 | * 2.484 | 35.73 | RMS | 31.8 | -19.4 | 0 | 48.13 | 54 | -5.87 | - | - | 17 | 193 | H |
| 4 | * 2.486 | 37.35 | RMS | 31.8 | -19.4 | 0 | 49.75 | 54 | -4.25 | - | - | 17 | 193 | H |

* - indicates frequency in CFR15.205/IC7.2.2 Restricted Band

Pk - Peak detector

RMS - RMS detection

VERTICAL PEAK AND AVERAGE PLOT



VERTICAL DATA

Trace Markers

| Marker | Frequency (GHz) | Meter Reading (dBuV) | Det | 3117(001687 24)_150619 | Path_2_10dB | DC Corr (dB) | Corrected Reading (dBuV/m) | Average Limit (dBuV/m) | Margin (dB) | Peak Limit (dBuV/m) | PK Margin (dB) | Azimuth (Degs) | Height (cm) | Polarity |
|--------|-----------------|----------------------|-----|------------------------|-------------|--------------|----------------------------|------------------------|-------------|---------------------|----------------|----------------|-------------|----------|
| 1 | * 2.484 | 44.43 | Pk | 31.8 | -19.4 | 0 | 56.83 | - | - | 74 | -17.17 | 289 | 373 | V |
| 2 | * 2.487 | 44.75 | Pk | 31.8 | -19.4 | 0 | 57.15 | - | - | 74 | -16.85 | 289 | 373 | V |
| 3 | * 2.484 | 34.15 | RMS | 31.8 | -19.4 | 0 | 46.55 | 54 | -7.45 | - | - | 289 | 373 | V |
| 4 | * 2.486 | 34.75 | RMS | 31.8 | -19.4 | 0 | 47.15 | 54 | -6.85 | - | - | 289 | 373 | V |

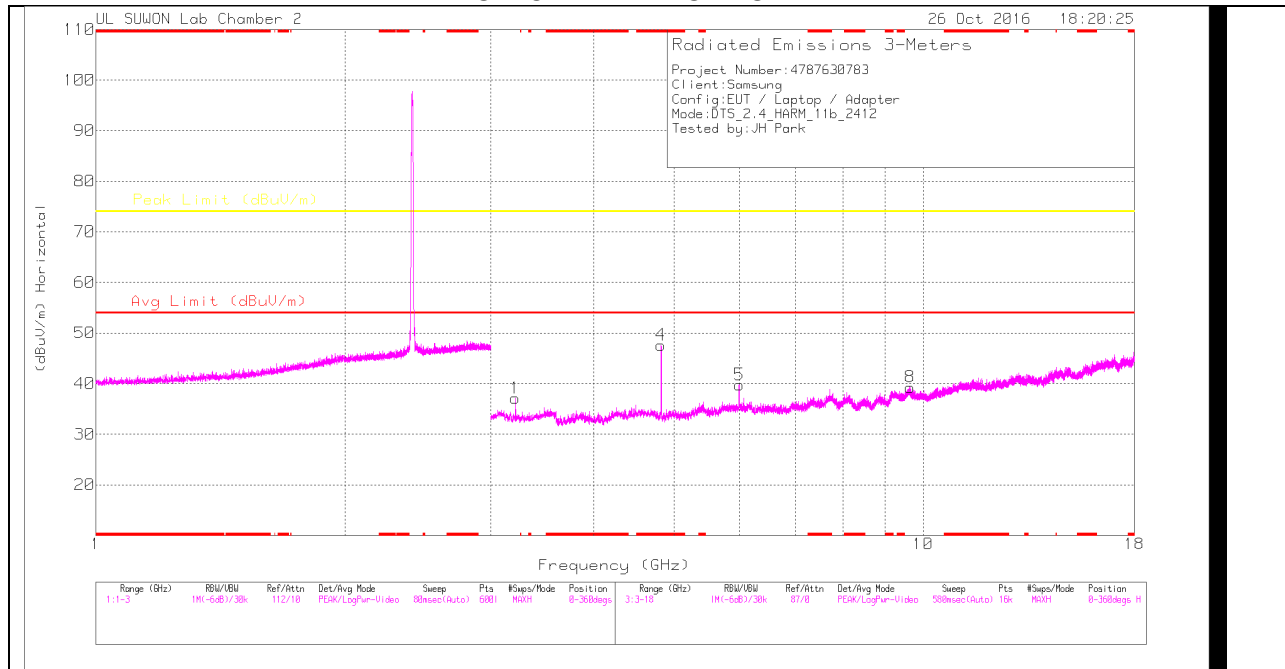
* - indicates frequency in CFR15.205/IC7.2.2 Restricted Band

Pk - Peak detector

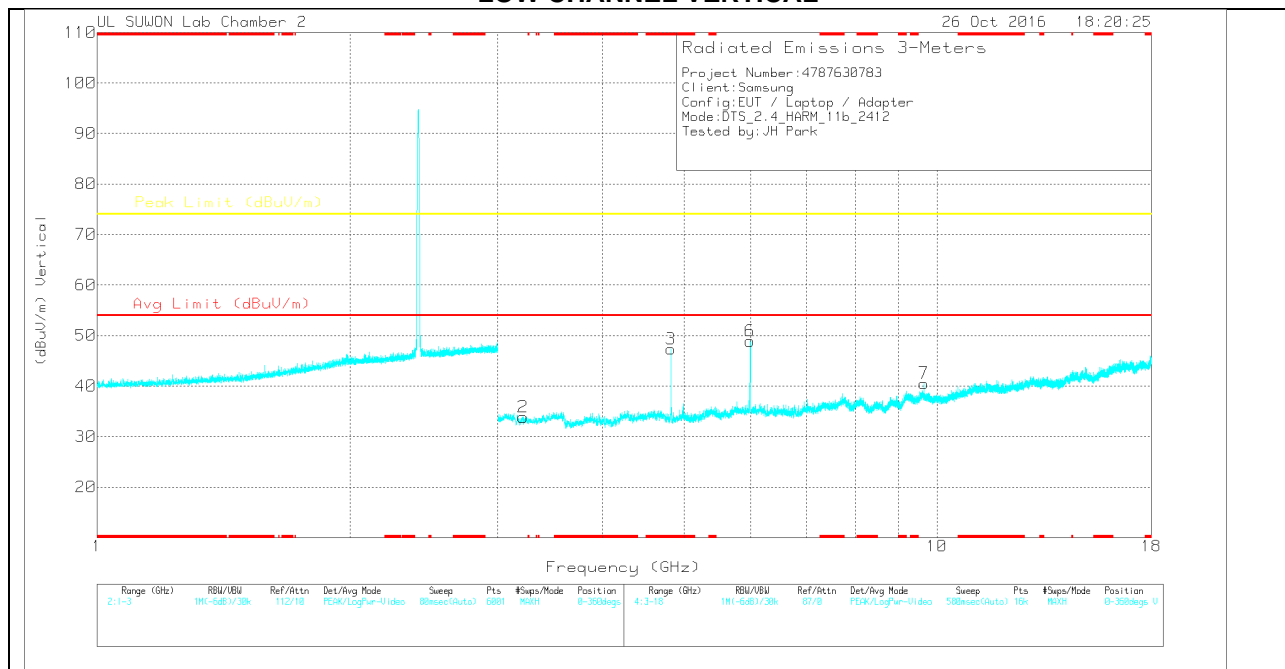
RMS - RMS detection

HARMONICS AND SPURIOUS EMISSIONS

LOW CHANNEL HORIZONTAL



LOW CHANNEL VERTICAL



Note: Emission was scanned up to 26GHz; No emissions were detected above the noise floor which was at least 20dB below the specification limit.

LOW CHANNEL DATA

Trace Markers

| Marker | Frequency (GHz) | Meter Reading (dBuV) | Det | 3117(0016872 4)_150619 | Path_3 | DC Corr (dB) | Corrected Reading (dBuV/m) | Avg Limit (dBuV/m) | Margin (dB) | Peak Limit (dBuV/m) | Margin (dB) | Azimuth (Degs) | Height (cm) | Polarity |
|--------|-----------------|----------------------|-----|------------------------|--------|--------------|----------------------------|--------------------|-------------|---------------------|-------------|----------------|-------------|----------|
| 1 | 3.216 | 30.52 | PK | 32.6 | -26 | 0 | 37.12 | - | - | 74 | -36.88 | 0-360 | 250 | H |
| 4 | * 4.823 | 39.03 | PK | 33.9 | -25.3 | 0 | 47.63 | - | - | 74 | -26.37 | 0-360 | 250 | H |
| 5 | 5.998 | 28.76 | PK | 34.8 | -23.8 | 0 | 39.76 | - | - | 74 | -34.24 | 0-360 | 250 | H |
| 8 | 9.648 | 21.4 | PK | 36.9 | -19 | 0 | 39.3 | - | - | 74 | -34.7 | 0-360 | 150 | H |
| 2 | 3.216 | 27.25 | PK | 32.6 | -26 | 0 | 33.85 | - | - | 74 | -40.15 | 0-360 | 250 | V |
| 3 | * 4.823 | 38.74 | PK | 33.9 | -25.3 | 0 | 47.34 | - | - | 74 | -26.66 | 0-360 | 250 | V |
| 6 | 5.989 | 37.92 | PK | 34.8 | -23.8 | 0 | 48.92 | - | - | 74 | -25.08 | 0-360 | 150 | V |
| 7 | 9.647 | 22.64 | PK | 36.9 | -19 | 0 | 40.54 | - | - | 74 | -33.46 | 0-360 | 150 | V |

* - indicates frequency in CFR15.205/IC7.2.2 Restricted Band

PK – Peak Detector

Radiated Emissions

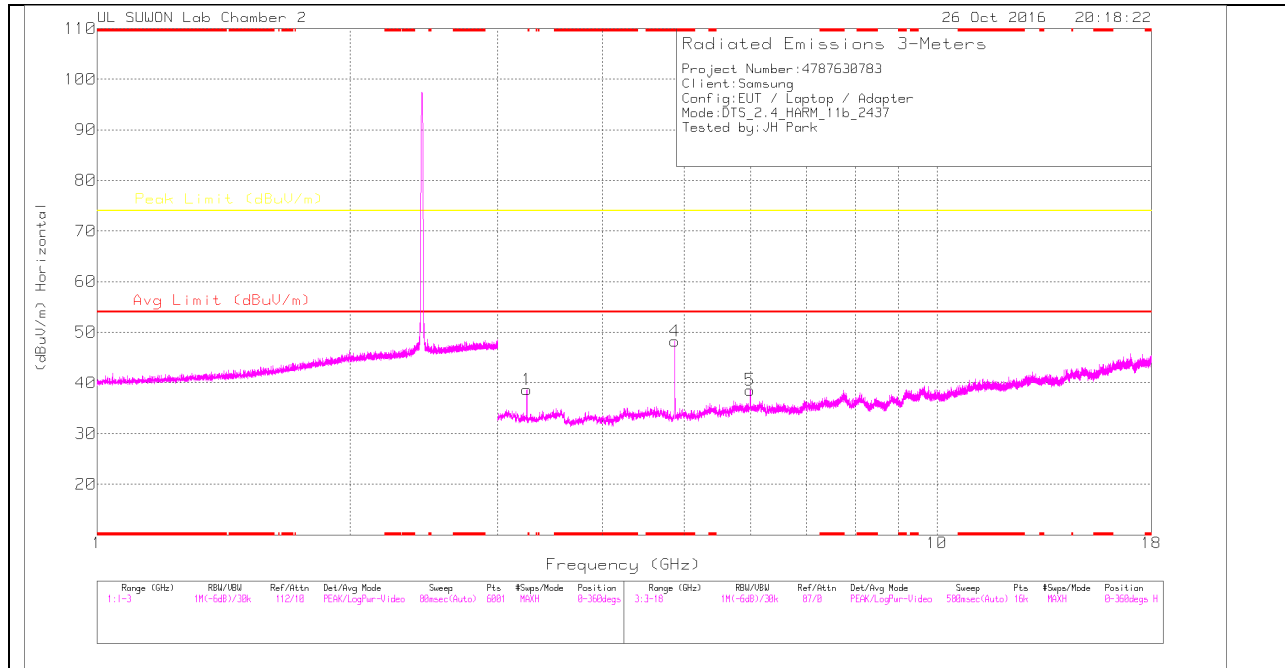
| Frequency (GHz) | Meter Reading (dBuV) | Det | 3117(0016 8724)_150 619 | Path_3 | DC Corr (dB) | Corrected Reading (dBuV/m) | Avg Limit (dBuV/m) | Margin (dB) | Peak Limit (dBuV/m) | Margin (dB) | Azimuth (Degs) | Height (cm) | Polarity |
|-----------------|----------------------|------|-------------------------|--------|--------------|----------------------------|--------------------|-------------|---------------------|-------------|----------------|-------------|----------|
| 3.216 | 38.91 | PK2 | 32.6 | -26 | 0 | 45.51 | - | - | 74 | -28.49 | 22 | 317 | H |
| * 4.824 | 43.64 | PK2 | 33.9 | -25.3 | 0 | 52.24 | - | - | 74 | -21.76 | 6 | 350 | H |
| * 4.824 | 39.46 | MAv1 | 33.9 | -25.3 | 0 | 48.06 | 54 | -5.94 | - | - | 6 | 350 | H |
| * 4.824 | 41.73 | PK2 | 33.9 | -25.3 | 0 | 50.33 | - | - | 74 | -23.67 | 216 | 121 | V |
| * 4.824 | 36.73 | MAv1 | 33.9 | -25.3 | 0 | 45.33 | 54 | -8.67 | - | - | 216 | 121 | V |
| 9.648 | 31.33 | PK2 | 36.9 | -19 | 0 | 49.23 | - | - | 74 | -24.77 | 20 | 191 | V |
| 9.656 | 31.67 | PK2 | 36.9 | -19 | 0 | 49.57 | - | - | 74 | -24.43 | 312 | 276 | H |

* - indicates frequency in CFR15.205/IC7.2.2 Restricted Band

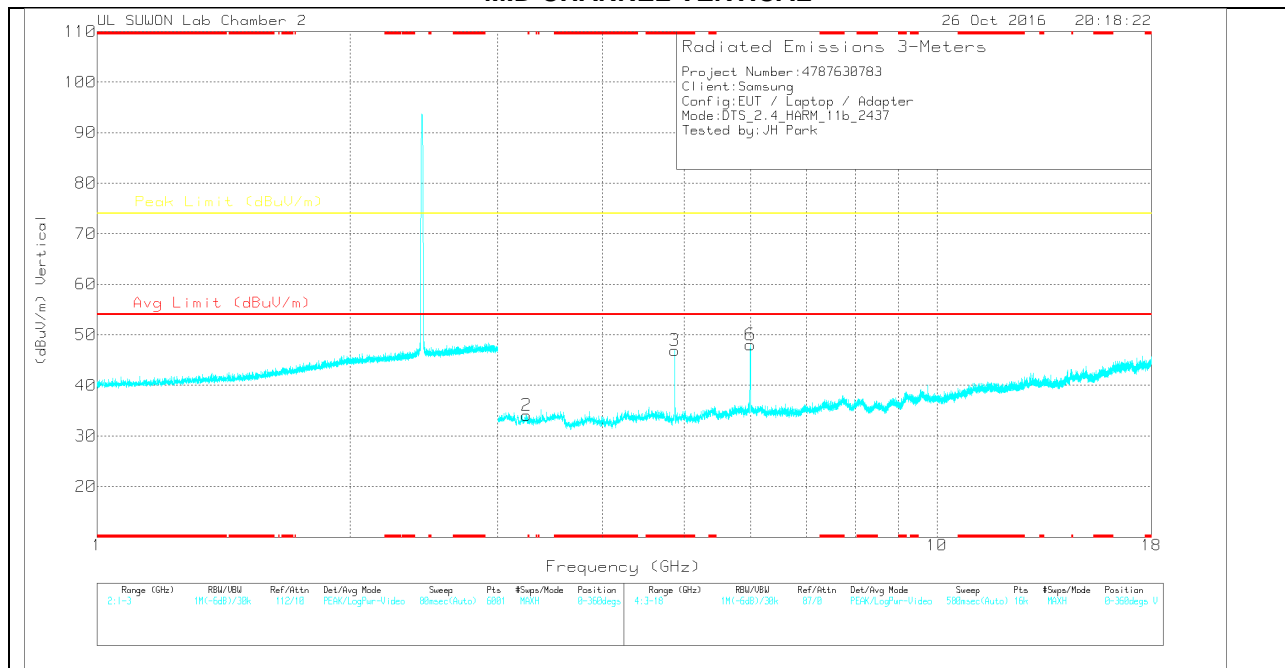
PK2 - KDB558074 Method: Maximum Peak

MAv1 - KDB558074 Option 1 Maximum RMS Average

MID CHANNEL HORIZONTAL



MID CHANNEL VERTICAL



Note: Emission was scanned up to 26GHz; No emissions were detected above the noise floor which was at least 20dB below the specification limit.

MID CHANNEL DATA

Trace Markers

| Marker | Frequency (GHz) | Meter Reading (dBuV) | Det | 3117(0016872 4)_150619 | Path_3 | DC Corr (dB) | Corrected Reading (dBuV/m) | Avg Limit (dBuV/m) | Margin (dB) | Peak Limit (dBuV/m) | Margin (dB) | Azimuth (Degs) | Height (cm) | Polarity |
|--------|-----------------|----------------------|-----|------------------------|--------|--------------|----------------------------|--------------------|-------------|---------------------|-------------|----------------|-------------|----------|
| 1 | 3.249 | 32.26 | PK | 32.6 | -26.2 | 0 | 38.66 | - | - | 74 | -35.34 | 0-360 | 250 | H |
| 4 | * 4.874 | 39.53 | PK | 33.9 | -25.2 | 0 | 48.23 | - | - | 74 | -25.77 | 0-360 | 250 | H |
| 5 | 5.992 | 27.57 | PK | 34.8 | -23.8 | 0 | 38.57 | - | - | 74 | -35.43 | 0-360 | 250 | H |
| 2 | 3.246 | 27.59 | PK | 32.6 | -26.1 | 0 | 34.09 | - | - | 74 | -39.91 | 0-360 | 150 | V |
| 3 | * 4.874 | 38.21 | PK | 33.9 | -25.2 | 0 | 46.91 | - | - | 74 | -27.09 | 0-360 | 250 | V |
| 6 | 5.997 | 37.05 | PK | 34.8 | -23.8 | 0 | 48.05 | - | - | 74 | -25.95 | 0-360 | 150 | V |

* - indicates frequency in CFR15.205/IC7.2.2 Restricted Band

PK – Peak Detector

Radiated Emissions

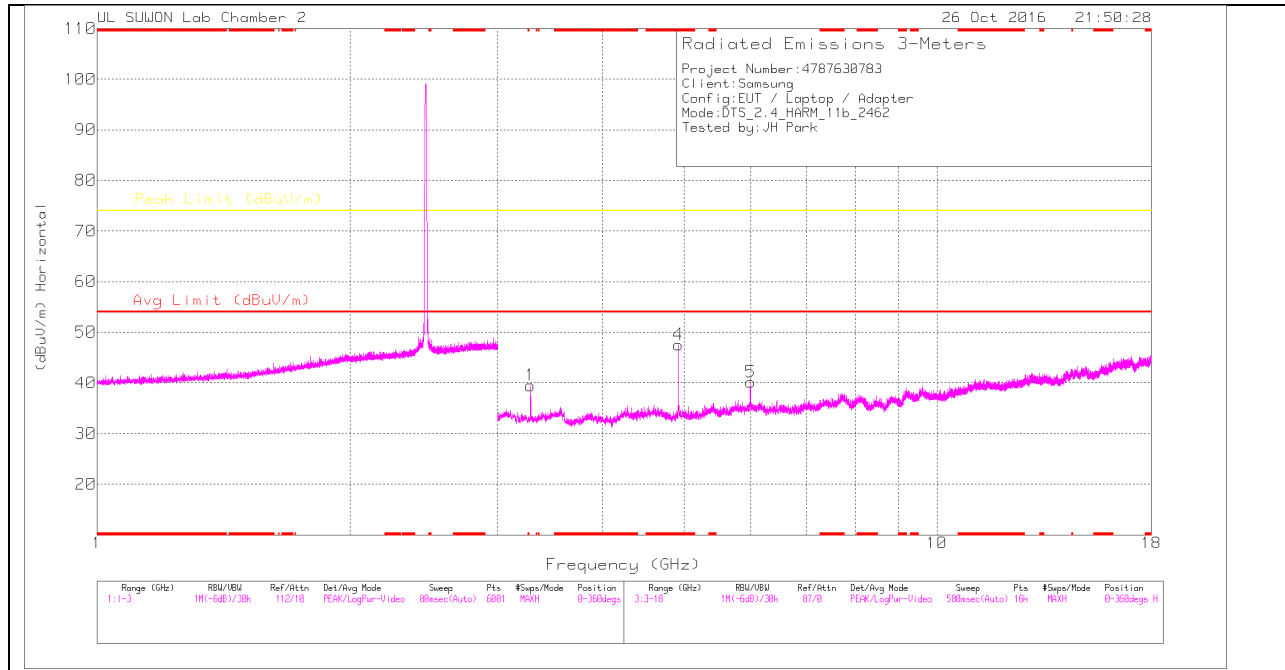
| Frequency (GHz) | Meter Reading (dBuV) | Det | 3117(0016 8724)_150 619 | Path_3 | DC Corr (dB) | Corrected Reading (dBuV/m) | Avg Limit (dBuV/m) | Margin (dB) | Peak Limit (dBuV/m) | Margin (dB) | Azimuth (Degs) | Height (cm) | Polarity |
|-----------------|----------------------|------|-------------------------|--------|--------------|----------------------------|--------------------|-------------|---------------------|-------------|----------------|-------------|----------|
| 3.249 | 39.67 | PK2 | 32.6 | -26.2 | 0 | 46.07 | - | - | 74 | -27.93 | 13 | 284 | H |
| 3.249 | 37.32 | PK2 | 32.6 | -26.2 | 0 | 43.72 | - | - | 74 | -30.28 | 238 | 110 | V |
| * 4.874 | 42.19 | PK2 | 33.9 | -25.2 | 0 | 50.89 | - | - | 74 | -23.11 | 248 | 101 | V |
| * 4.874 | 37.51 | MAv1 | 33.9 | -25.2 | 0 | 46.21 | 54 | -7.79 | - | - | 248 | 101 | V |
| * 4.874 | 44.11 | PK2 | 33.9 | -25.2 | 0 | 52.81 | - | - | 74 | -21.19 | 13 | 362 | H |
| * 4.874 | 39.98 | MAv1 | 33.9 | -25.2 | 0 | 48.68 | 54 | -5.32 | - | - | 13 | 362 | H |

* - indicates frequency in CFR15.205/IC7.2.2 Restricted Band

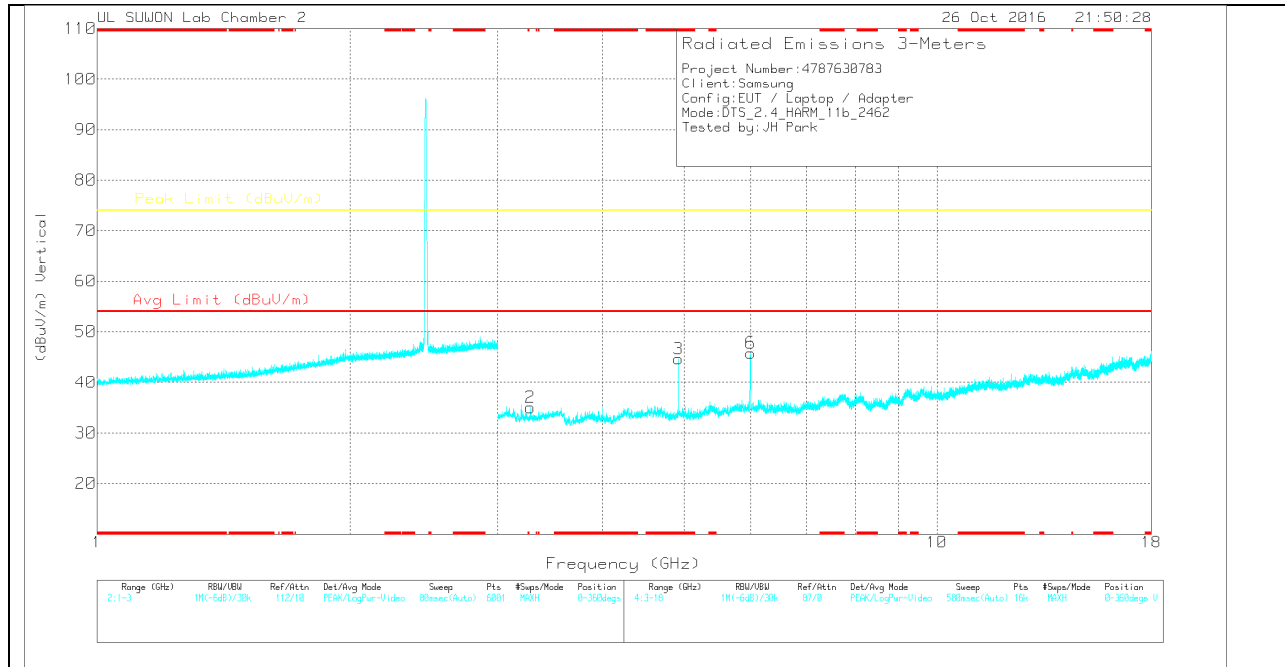
PK2 - KDB558074 Method: Maximum Peak

MAv1 - KDB558074 Option 1 Maximum RMS Average

HIGH CHANNEL HORIZONTAL



HIGH CHANNEL VERTICAL



Note: Emission was scanned up to 26GHz; No emissions were detected above the noise floor which was at least 20dB below the specification limit.

HIGH CHANNEL DATA

Trace Markers

| Marker | Frequency (GHz) | Meter Reading (dBuV) | Det | 3117(0016872 4)_150619 | Path_3 | DC Corr (dB) | Corrected Reading (dBuV/m) | Avg Limit (dBuV/m) | Margin (dB) | Peak Limit (dBuV/m) | Margin (dB) | Azimuth (Degs) | Height (cm) | Polarity |
|--------|-----------------|----------------------|-----|------------------------|--------|--------------|----------------------------|--------------------|-------------|---------------------|-------------|----------------|-------------|----------|
| 1 | 3.282 | 32.99 | PK | 32.6 | -26.1 | 0 | 39.49 | - | - | 74 | -34.51 | 0-360 | 250 | H |
| 4 | * 4.924 | 38.75 | PK | 33.9 | -25.1 | 0 | 47.55 | - | - | 74 | -26.45 | 0-360 | 250 | H |
| 5 | 5.998 | 29.17 | PK | 34.8 | -23.8 | 0 | 40.17 | - | - | 74 | -33.83 | 0-360 | 150 | H |
| 2 | 3.282 | 28.52 | PK | 32.6 | -26.1 | 0 | 35.02 | - | - | 74 | -38.98 | 0-360 | 250 | V |
| 3 | * 4.924 | 35.85 | PK | 33.9 | -25.1 | 0 | 44.65 | - | - | 74 | -29.35 | 0-360 | 250 | V |
| 6 | 5.999 | 34.8 | PK | 34.8 | -23.8 | 0 | 45.8 | - | - | 74 | -28.2 | 0-360 | 150 | V |

* - indicates frequency in CFR15.205/IC7.2.2 Restricted Band

PK – Peak Detector

Radiated Emissions

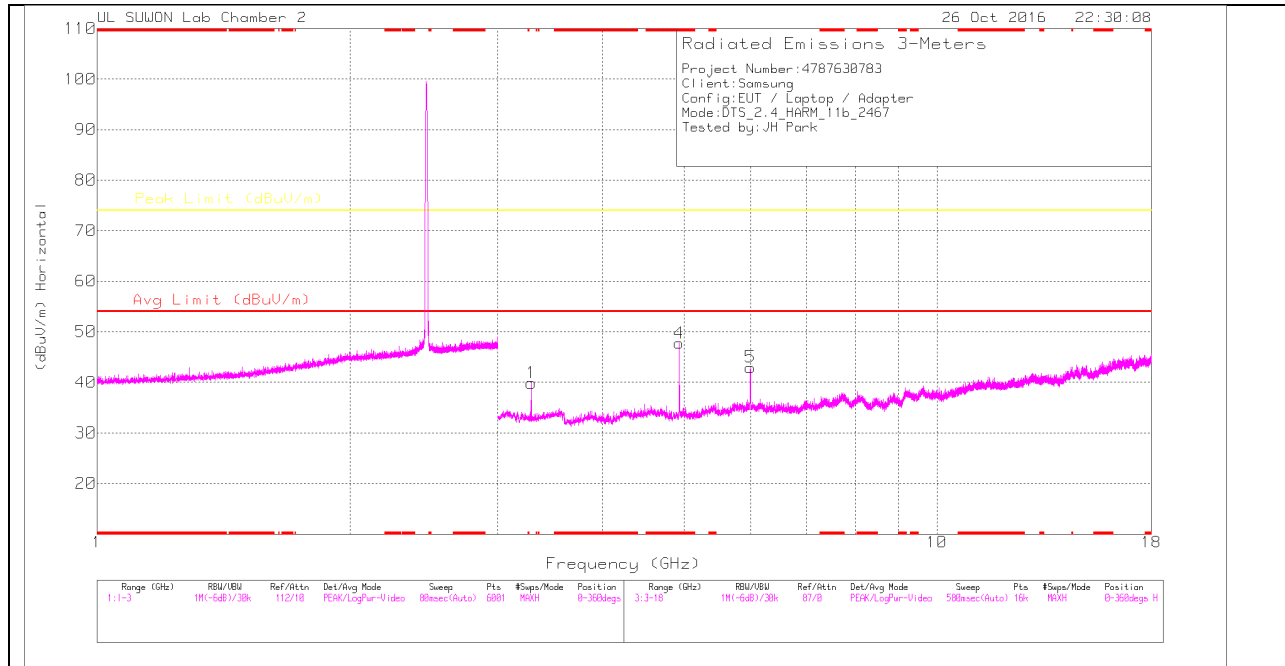
| Frequency (GHz) | Meter Reading (dBuV) | Det | 3117(0016 8724)_150 619 | Path_3 | DC Corr (dB) | Corrected Reading (dBuV/m) | Avg Limit (dBuV/m) | Margin (dB) | Peak Limit (dBuV/m) | Margin (dB) | Azimuth (Degs) | Height (cm) | Polarity |
|-----------------|----------------------|------|-------------------------|--------|--------------|----------------------------|--------------------|-------------|---------------------|-------------|----------------|-------------|----------|
| 3.282 | 39.4 | PK2 | 32.6 | -26.1 | 0 | 45.9 | - | - | 74 | -28.1 | 220 | 145 | H |
| 3.285 | 37.73 | PK2 | 32.6 | -26.1 | 0 | 44.23 | - | - | 74 | -29.77 | 300 | 323 | V |
| * 4.924 | 41.47 | PK2 | 33.9 | -25.1 | 0 | 50.27 | - | - | 74 | -23.73 | 312 | 102 | V |
| * 4.924 | 35.92 | MAv1 | 33.9 | -25.1 | 0 | 44.72 | 54 | -9.28 | - | - | 312 | 102 | V |
| * 4.924 | 43.05 | PK2 | 33.9 | -25.1 | 0 | 51.85 | - | - | 74 | -22.15 | 12 | 375 | H |
| * 4.924 | 38.75 | MAv1 | 33.9 | -25.1 | 0 | 47.55 | 54 | -6.45 | - | - | 12 | 375 | H |

* - indicates frequency in CFR15.205/IC7.2.2 Restricted Band

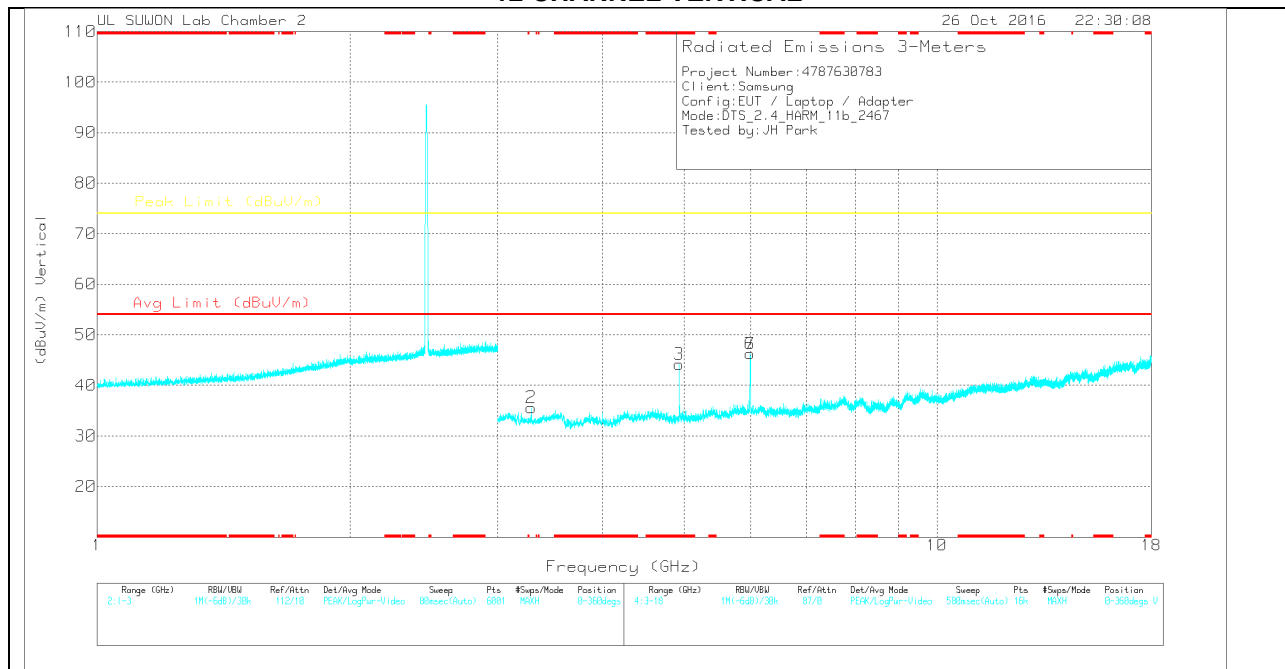
PK2 - KDB558074 Method: Maximum Peak

MAv1 - KDB558074 Option 1 Maximum RMS Average

12 CHANNEL HORIZONTAL



12 CHANNEL VERTICAL



Note: Emission was scanned up to 26GHz; No emissions were detected above the noise floor which was at least 20dB below the specification limit.

12 CHANNEL DATA

Trace Markers

| Marker | Frequency (GHz) | Meter Reading (dBuV) | Det | 3117(00168724)_150619 | Path_3 | DC Corr (dB) | Corrected Reading (dBuV/m) | Avg Limit (dBuV/m) | Margin (dB) | Peak Limit (dBuV/m) | Margin (dB) | Azimuth (Degs) | Height (cm) | Polarity |
|--------|-----------------|----------------------|-----|-----------------------|--------|--------------|----------------------------|--------------------|-------------|---------------------|-------------|----------------|-------------|----------|
| 1 | 3.289 | 33.38 | PK | 32.6 | -26.1 | 0 | 39.88 | - | - | 74 | -34.12 | 0-360 | 150 | H |
| 4 | * 4.934 | 38.93 | PK | 33.9 | -25.1 | 0 | 47.73 | - | - | 74 | -26.27 | 0-360 | 250 | H |
| 5 | 5.997 | 31.97 | PK | 34.8 | -23.8 | 0 | 42.97 | - | - | 74 | -31.03 | 0-360 | 150 | H |
| 2 | 3.289 | 29.1 | PK | 32.6 | -26.1 | 0 | 35.6 | - | - | 74 | -38.4 | 0-360 | 250 | V |
| 3 | * 4.934 | 35.37 | PK | 33.9 | -25.1 | 0 | 44.17 | - | - | 74 | -29.83 | 0-360 | 250 | V |
| 6 | 5.989 | 35.27 | PK | 34.8 | -23.8 | 0 | 46.27 | - | - | 74 | -27.73 | 0-360 | 150 | V |
| 7 | 5.989 | 35.27 | PK | 34.8 | -23.8 | 0 | 46.27 | - | - | 74 | -27.73 | 0-360 | 150 | V |

* - indicates frequency in CFR15.205/IC7.2.2 Restricted Band

PK – Peak Detector

Radiated Emissions

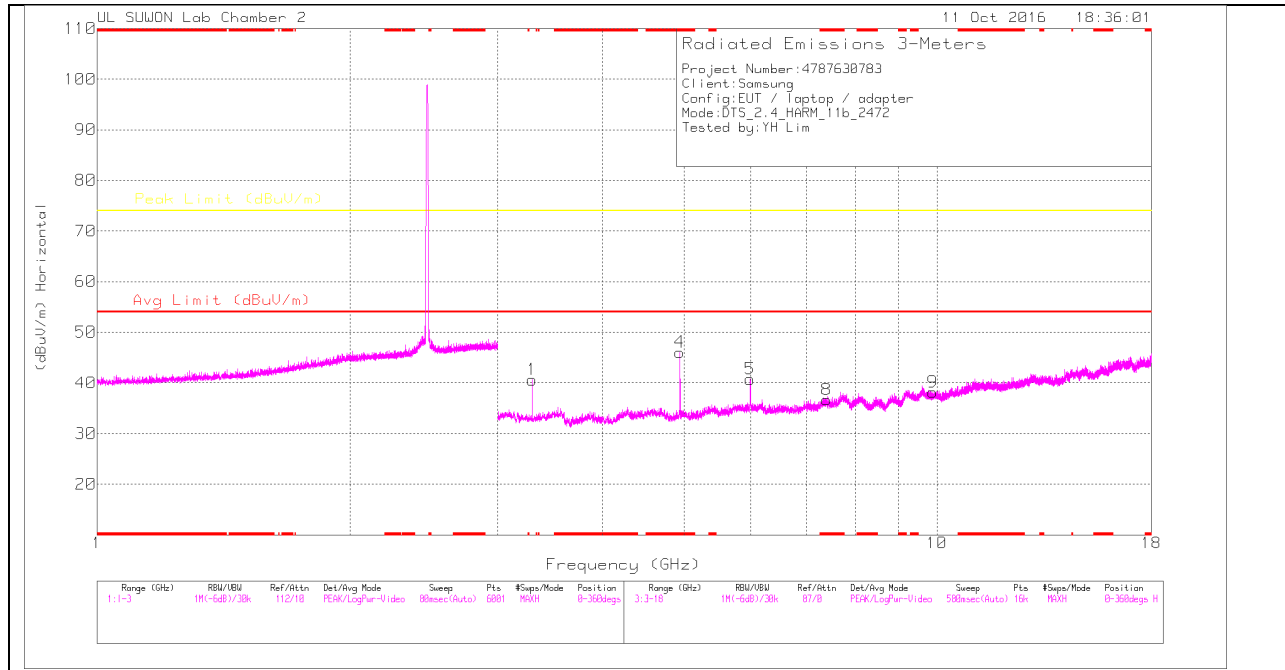
| Frequency (GHz) | Meter Reading (dBuV) | Det | 3117(00168724)_150619 | Path_3 | DC Corr (dB) | Corrected Reading (dBuV/m) | Avg Limit (dBuV/m) | Margin (dB) | Peak Limit (dBuV/m) | Margin (dB) | Azimuth (Degs) | Height (cm) | Polarity |
|-----------------|----------------------|------|-----------------------|--------|--------------|----------------------------|--------------------|-------------|---------------------|-------------|----------------|-------------|----------|
| 3.289 | 39.66 | PK2 | 32.6 | -26.1 | 0 | 46.16 | - | - | 74 | -27.84 | 223 | 113 | H |
| 3.29 | 38.06 | PK2 | 32.6 | -26.1 | 0 | 44.56 | - | - | 74 | -29.44 | 261 | 115 | V |
| * 4.934 | 41.31 | PK2 | 33.9 | -25.1 | 0 | 50.11 | - | - | 74 | -23.89 | 312 | 108 | V |
| * 4.934 | 36.03 | MAv1 | 33.9 | -25.1 | 0 | 44.83 | 54 | -9.17 | - | - | 312 | 108 | V |
| * 4.934 | 43.32 | PK2 | 33.9 | -25.1 | 0 | 52.12 | - | - | 74 | -21.88 | 11 | 319 | H |
| * 4.934 | 38.32 | MAv1 | 33.9 | -25.1 | 0 | 47.12 | 54 | -6.88 | - | - | 11 | 319 | H |

* - indicates frequency in CFR15.205/IC7.2.2 Restricted Band

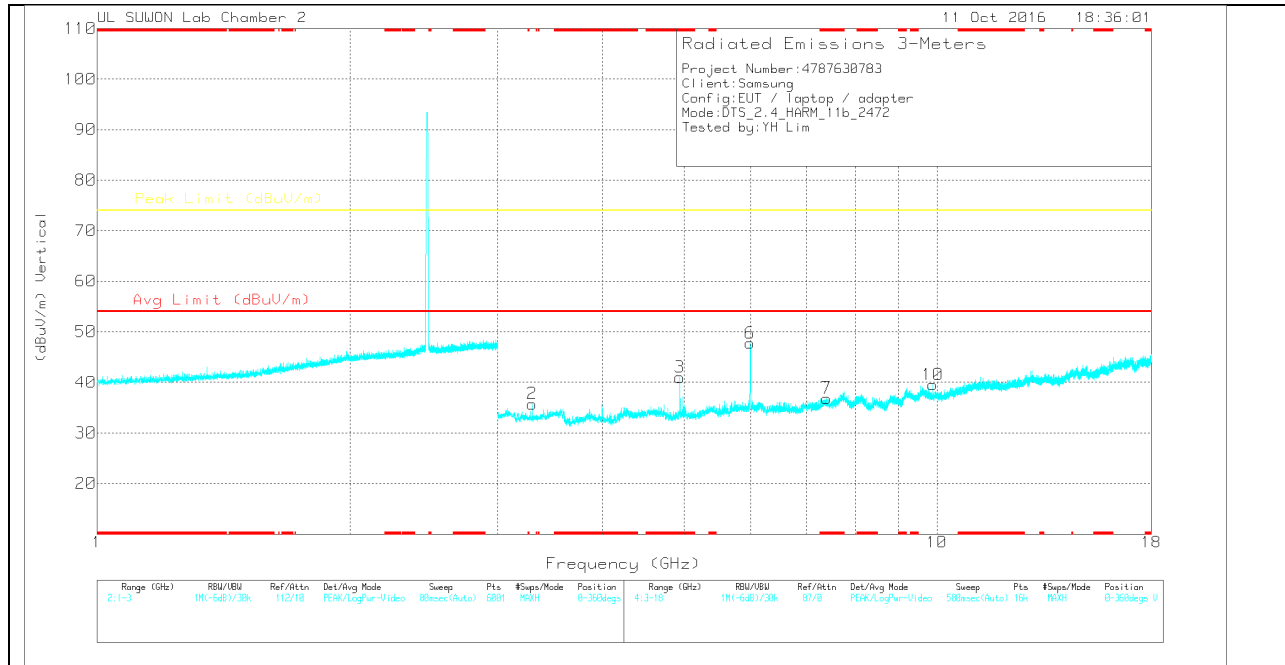
PK2 - KDB558074 Method: Maximum Peak

MAv1 - KDB558074 Option 1 Maximum RMS Average

13 CHANNEL HORIZONTAL



13 CHANNEL VERTICAL



Note: Emission was scanned up to 26GHz; No emissions were detected above the noise floor which was at least 20dB below the specification limit.

13 CHANNEL DATA

Trace Markers

| Marker | Frequency (GHz) | Meter Reading (dBuV) | Det | 3117(0016872 4)_150619 | Path_3 | DC Corr (dB) | Corrected Reading (dBuV/m) | Avg Limit (dBuV/m) | Margin (dB) | Peak Limit (dBuV/m) | Margin (dB) | Azimuth (Degs) | Height (cm) | Polarity |
|--------|-----------------|----------------------|-----|------------------------|--------|--------------|----------------------------|--------------------|-------------|---------------------|-------------|----------------|-------------|----------|
| 1 | 3.295 | 34.13 | Pk | 32.6 | -26.1 | 0 | 40.63 | - | - | 74 | -33.37 | 0-360 | 150 | H |
| 4 | * 4.943 | 37.26 | Pk | 33.9 | -25.1 | 0 | 46.06 | - | - | 74 | -27.94 | 0-360 | 250 | H |
| 5 | 5.989 | 29.75 | Pk | 34.8 | -23.8 | 0 | 40.75 | - | - | 74 | -33.25 | 0-360 | 250 | H |
| 8 | * 7.392 | 22.86 | Pk | 35.9 | -22.1 | 0 | 36.66 | - | - | 74 | -37.34 | 0-360 | 150 | H |
| 9 | 9.888 | 20.29 | Pk | 37.1 | -19.2 | 0 | 38.19 | - | - | 74 | -35.81 | 0-360 | 150 | H |
| 2 | 3.295 | 29.25 | Pk | 32.6 | -26.1 | 0 | 35.75 | - | - | 74 | -38.25 | 0-360 | 250 | V |
| 3 | * 4.943 | 32.19 | Pk | 33.9 | -25.1 | 0 | 40.99 | - | - | 74 | -33.01 | 0-360 | 150 | V |
| 6 | 5.989 | 36.75 | Pk | 34.8 | -23.8 | 0 | 47.75 | - | - | 74 | -26.25 | 0-360 | 250 | V |
| 7 | * 7.396 | 22.95 | Pk | 36 | -22.1 | 0 | 36.85 | - | - | 74 | -37.15 | 0-360 | 150 | V |
| 10 | 9.887 | 21.62 | Pk | 37.1 | -19.2 | 0 | 39.52 | - | - | 74 | -34.48 | 0-360 | 250 | V |

* - indicates frequency in CFR15.205/IC7.2.2 Restricted Band

Pk – Peak detector

Radiated Emissions

| Frequency (GHz) | Meter Reading (dBuV) | Det | 3117(0016 8724)_150 619 | Path_3 | DC Corr (dB) | Corrected Reading (dBuV/m) | Avg Limit (dBuV/m) | Margin (dB) | Peak Limit (dBuV/m) | Margin (dB) | Azimuth (Degs) | Height (cm) | Polarity |
|-----------------|----------------------|------|-------------------------|--------|--------------|----------------------------|--------------------|-------------|---------------------|-------------|----------------|-------------|----------|
| 3.296 | 41.1 | PK2 | 32.6 | -26.1 | 0 | 47.6 | - | - | 74 | -26.4 | 42 | 103 | H |
| 3.296 | 33.28 | MAv1 | 32.6 | -26.1 | 0 | 39.78 | - | - | - | - | 42 | 103 | H |
| 3.296 | 38.26 | PK2 | 32.6 | -26.1 | 0 | 44.76 | - | - | 74 | -29.24 | 341 | 107 | V |
| 3.296 | 28.32 | MAv1 | 32.6 | -26.1 | 0 | 34.82 | - | - | - | - | 341 | 107 | V |
| * 4.944 | 39.89 | PK2 | 33.9 | -25.1 | 0 | 48.69 | - | - | 74 | -25.31 | 289 | 130 | V |
| * 4.944 | 32.79 | MAv1 | 33.9 | -25.1 | 0 | 41.59 | 54 | -12.41 | - | - | 289 | 130 | V |
| * 4.944 | 42.26 | PK2 | 33.9 | -25.1 | 0 | 51.06 | - | - | 74 | -22.94 | 217 | 172 | H |
| * 4.944 | 37.44 | MAv1 | 33.9 | -25.1 | 0 | 46.24 | 54 | -7.76 | - | - | 217 | 172 | H |

* - indicates frequency in CFR15.205/IC7.2.2 Restricted Band

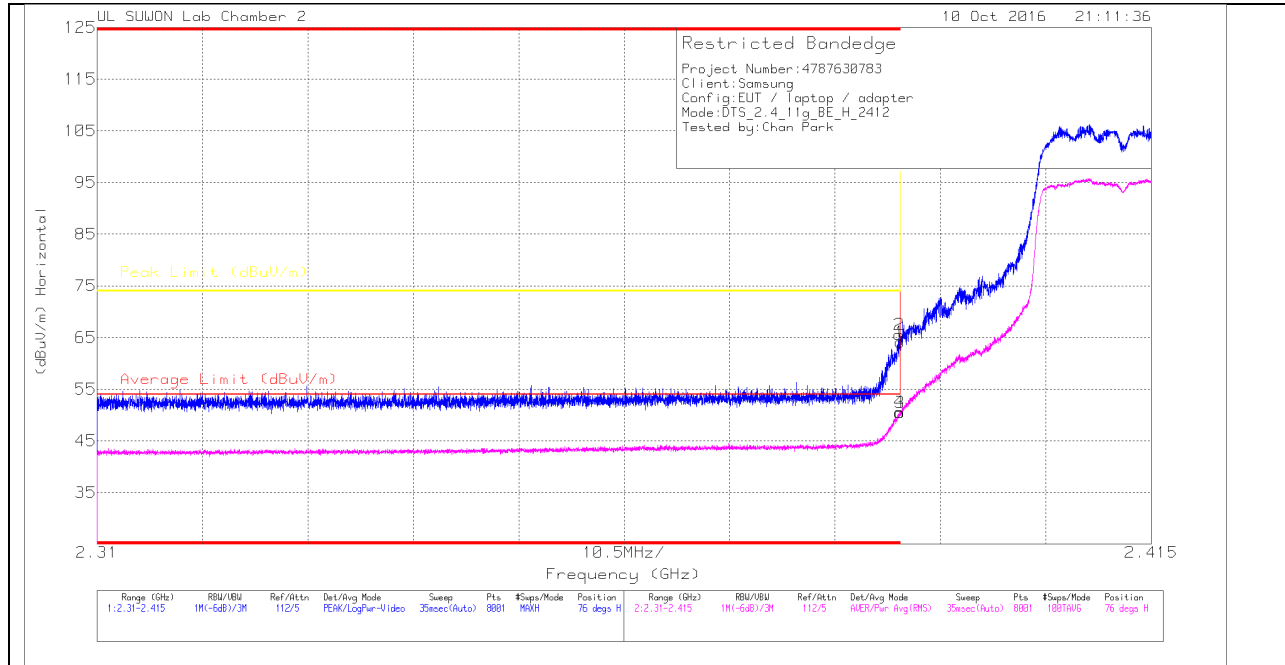
PK2 - KDB558074 Method: Maximum Peak

MAv1 - KDB558074 Option 1 Maximum RMS Average

11.2.2. TX ABOVE 1 GHz 802.11g 2TX CDD MODE IN THE 2.4 GHz BAND

RESTRICTED BANDEDGE (1 CHANNEL)

HORIZONTAL PEAK AND AVERAGE PLOT



HORIZONTAL DATA

Trace Markers

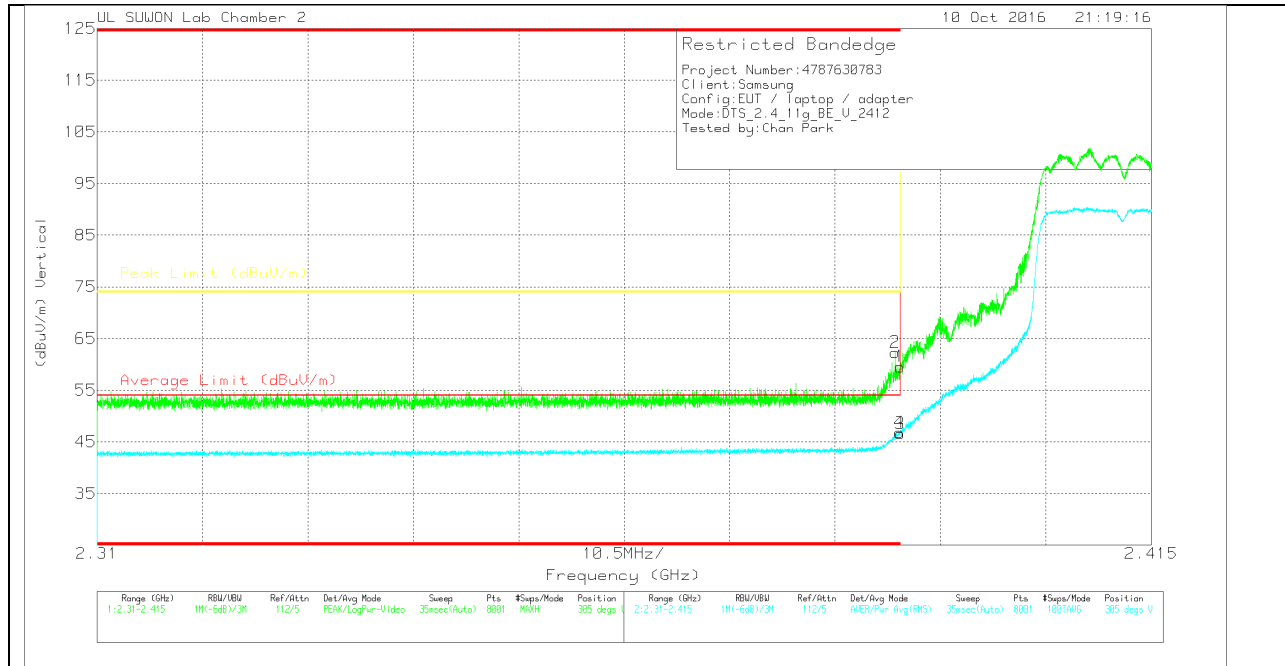
| Marker | Frequency (GHz) | Meter Reading (dBuV) | Det | 3117(001687 24)_150619 | Path_2_10dB | DC Corr (dB) | Corrected Reading (dBuV/m) | Average Limit (dBuV/m) | Margin (dB) | Peak Limit (dBuV/m) | PK Margin (dB) | Azimuth (Degs) | Height (cm) | Polarity |
|--------|-----------------|----------------------|-----|------------------------|-------------|--------------|----------------------------|------------------------|-------------|---------------------|----------------|----------------|-------------|----------|
| 1 | * 2.39 | 51.92 | Pk | 31.7 | -19.5 | 0 | 64.12 | - | - | 74 | -9.88 | 76 | 142 | H |
| 2 | * 2.39 | 53.35 | Pk | 31.7 | -19.5 | 0 | 65.55 | - | - | 74 | -8.45 | 76 | 142 | H |
| 3 | * 2.39 | 38.06 | RMS | 31.7 | -19.5 | .22 | 50.48 | 54 | -3.52 | - | - | 76 | 142 | H |
| 4 | * 2.39 | 38.13 | RMS | 31.7 | -19.5 | .22 | 50.55 | 54 | -3.45 | - | - | 76 | 142 | H |

* - indicates frequency in CFR15.205/IC7.2.2 Restricted Band

Pk - Peak detector

RMS - RMS detection

VERTICAL PEAK AND AVERAGE PLOT



VERTICAL DATA

Trace Markers

| Marker | Frequency (GHz) | Meter Reading (dBuV) | Det | 3117(001687 24)_150619 | Path_2_10dB | DC Corr (dB) | Corrected Reading (dBuV/m) | Average Limit (dBuV/m) | Margin (dB) | Peak Limit (dBuV/m) | PK Margin (dB) | Azimuth (Degs) | Height (cm) | Polarity |
|--------|-----------------|----------------------|-----|------------------------|-------------|--------------|----------------------------|------------------------|-------------|---------------------|----------------|----------------|-------------|----------|
| 1 | * 2.39 | 47.35 | Pk | 31.7 | -19.5 | 0 | 59.55 | - | - | 74 | -14.45 | 305 | 104 | V |
| 2 | * 2.389 | 50.11 | Pk | 31.7 | -19.5 | 0 | 62.31 | - | - | 74 | -11.69 | 305 | 104 | V |
| 3 | * 2.39 | 34.19 | RMS | 31.7 | -19.5 | .22 | 46.61 | 54 | -7.39 | - | - | 305 | 104 | V |
| 4 | * 2.39 | 34.42 | RMS | 31.7 | -19.5 | .22 | 46.84 | 54 | -7.16 | - | - | 305 | 104 | V |

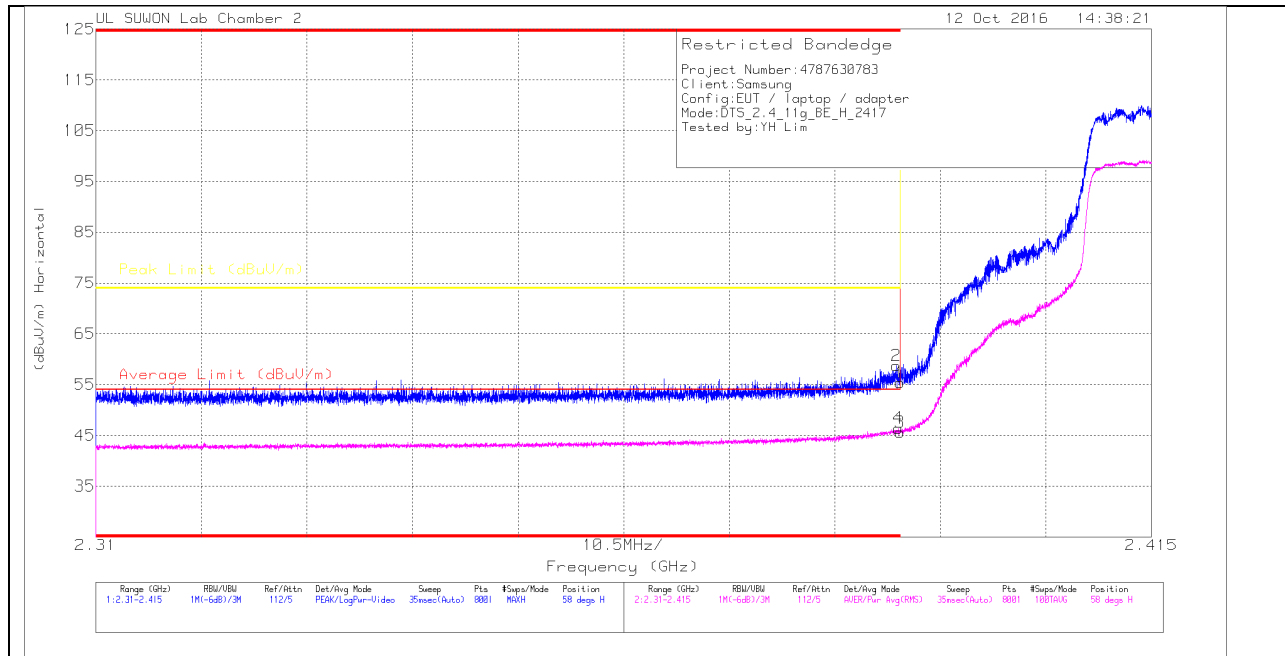
* - indicates frequency in CFR15.205/IC7.2.2 Restricted Band

Pk - Peak detector

RMS - RMS detection

RESTRICTED BANDEDGE (2 CHANNEL)

HORIZONTAL PEAK AND AVERAGE PLOT



HORIZONTAL DATA

Trace Markers

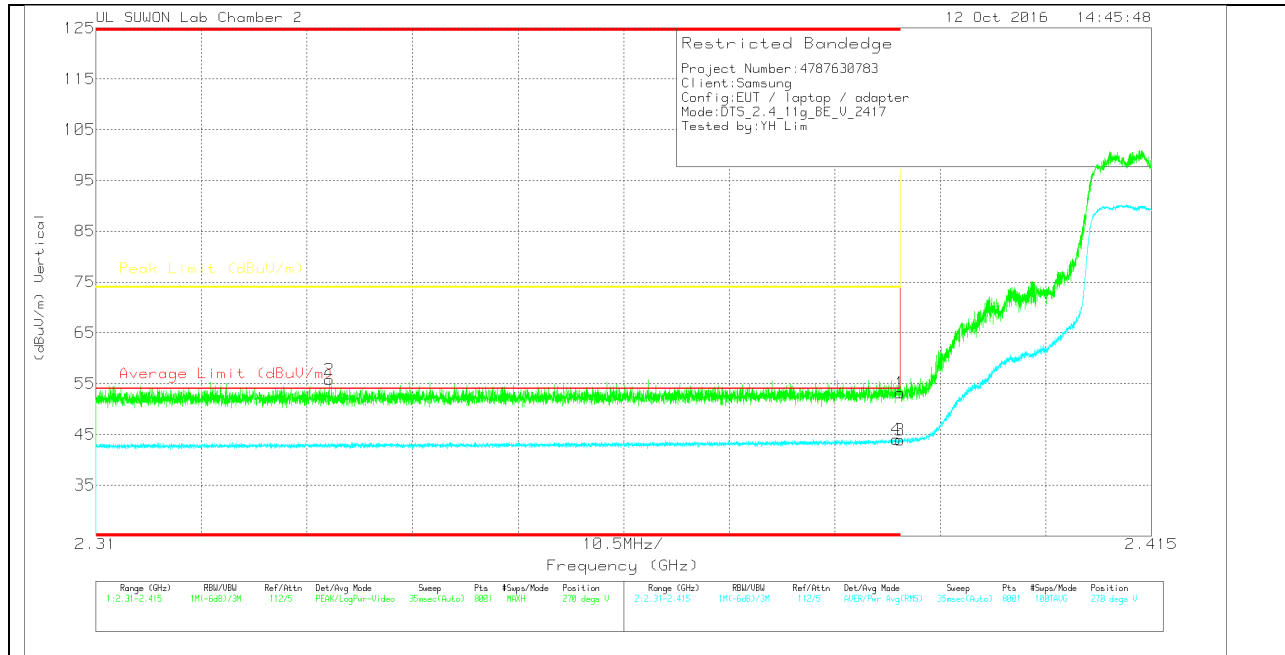
| Marker | Frequency (GHz) | Meter Reading (dBuV) | Det | 3117/001687 24_150619 | Path_2_10dB | DC Corr (dB) | Corrected Reading (dBuV/m) | Average Limit (dBuV/m) | Margin (dB) | Peak Limit (dBuV/m) | PK Margin (dB) | Azimuth (Degs) | Height (cm) | Polarity |
|--------|-----------------|----------------------|-----|-----------------------|-------------|--------------|----------------------------|------------------------|-------------|---------------------|----------------|----------------|-------------|----------|
| 1 | * 2.39 | 43.23 | Pk | 31.7 | -19.5 | 0 | 55.43 | - | - | 74 | -18.57 | 58 | 204 | H |
| 2 | * 2.39 | 46.54 | PK | 31.7 | -19.5 | 0 | 58.74 | - | - | 74 | -15.26 | 58 | 204 | H |
| 3 | * 2.39 | 33.22 | RMS | 31.7 | -19.5 | .22 | 45.64 | 54 | -8.36 | - | - | 58 | 204 | H |
| 4 | * 2.39 | 34.01 | RMS | 31.7 | -19.5 | .22 | 46.43 | 54 | -7.57 | - | - | 58 | 204 | H |

* - indicates frequency in CFR15.205/IC7.2.2 Restricted Band

Pk - Peak detector

RMS - RMS detection

VERTICAL PEAK AND AVERAGE PLOT



VERTICAL DATA

Trace Markers

| Marker | Frequency (GHz) | Meter Reading (dBuV) | Det | 3117(001687 24)_150619 | Path_2_10dB | DC Corr (dB) | Corrected Reading (dBuV/m) | Average Limit (dBuV/m) | Margin (dB) | Peak Limit (dBuV/m) | PK Margin (dB) | Azimuth (Degs) | Height (cm) | Polarity |
|--------|-----------------|----------------------|-----|------------------------|-------------|--------------|----------------------------|------------------------|-------------|---------------------|----------------|----------------|-------------|----------|
| 1 | * 2.39 | 40.95 | PK | 31.7 | -19.5 | 0 | 53.15 | - | - | 74 | -20.85 | 270 | 360 | V |
| 2 | * 2.333 | 43.88 | PK | 31.6 | -19.7 | 0 | 55.78 | - | - | 74 | -18.22 | 270 | 360 | V |
| 3 | * 2.39 | 31.52 | RMS | 31.7 | -19.5 | .22 | 43.94 | 54 | -10.06 | - | - | 270 | 360 | V |
| 4 | * 2.39 | 31.6 | RMS | 31.7 | -19.5 | .22 | 44.02 | 54 | -9.98 | - | - | 270 | 360 | V |

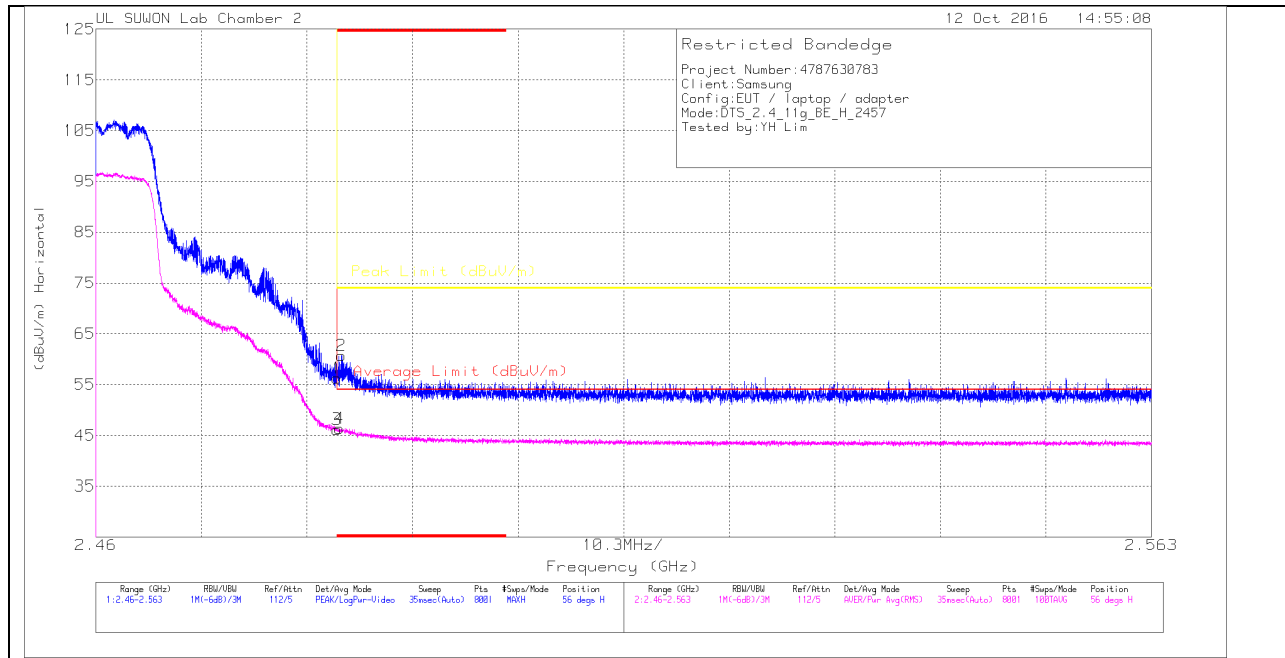
* - indicates frequency in CFR15.205/IC7.2.2 Restricted Band

PK - Peak detector

RMS - RMS detection

AUTHORIZED BANDEDGE (10 CHANNEL)

HORIZONTAL PEAK AND AVERAGE PLOT



HORIZONTAL DATA

Trace Markers

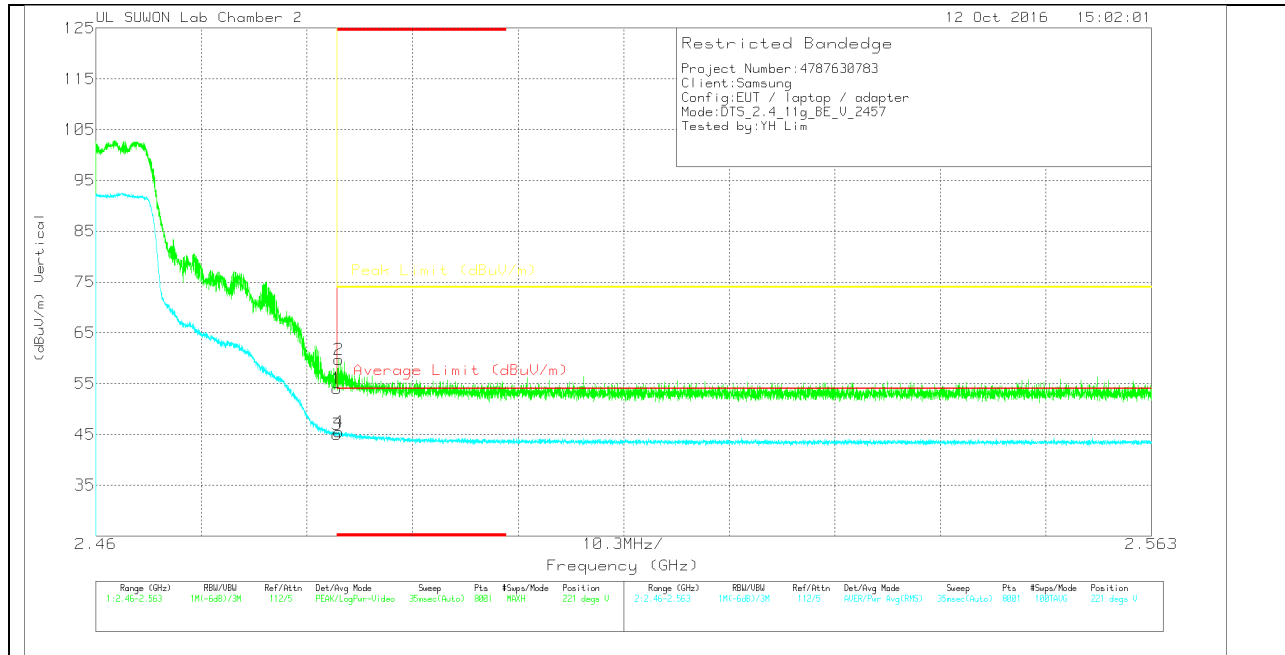
| Marker | Frequency (GHz) | Meter Reading (dBuV) | Det | 3117(001687 24)_150619 | Path_2_10dB | DC Corr (dB) | Corrected Reading (dBuV/m) | Average Limit (dBuV/m) | Margin (dB) | Peak Limit (dBuV/m) | PK Margin (dB) | Azimuth (Degs) | Height (cm) | Polarity |
|--------|-----------------|----------------------|-----|------------------------|-------------|--------------|----------------------------|------------------------|-------------|---------------------|----------------|----------------|-------------|----------|
| 1 | * 2.484 | 43.91 | Pk | 31.8 | -19.4 | 0 | 56.31 | - | - | 74 | -17.69 | 56 | 132 | H |
| 2 | * 2.484 | 48.34 | Pk | 31.8 | -19.4 | 0 | 60.74 | - | - | 74 | -13.26 | 56 | 132 | H |
| 3 | * 2.484 | 33.56 | RMS | 31.8 | -19.4 | .22 | 46.18 | 54 | -7.82 | - | - | 56 | 132 | H |
| 4 | * 2.484 | 33.77 | RMS | 31.8 | -19.4 | .22 | 46.39 | 54 | -7.61 | - | - | 56 | 132 | H |

* - indicates frequency in CFR15.205/IC7.2.2 Restricted Band

Pk - Peak detector

RMS - RMS detection

VERTICAL PEAK AND AVERAGE PLOT



VERTICAL DATA

Trace Markers

| Marker | Frequency (GHz) | Meter Reading (dBuV) | Det | 3117(001687 24)_150619 | Path_2_10dB | DC Corr (dB) | Corrected Reading (dBuV/m) | Average Limit (dBuV/m) | Margin (dB) | Peak Limit (dBuV/m) | PK Margin (dB) | Azimuth (Degs) | Height (cm) | Polarity |
|--------|-----------------|----------------------|-----|------------------------|-------------|--------------|----------------------------|------------------------|-------------|---------------------|----------------|----------------|-------------|----------|
| 1 | * 2.484 | 41.59 | Pk | 31.8 | -19.4 | 0 | 53.99 | - | - | 74 | -20.01 | 221 | 384 | V |
| 2 | * 2.484 | 47.3 | Pk | 31.8 | -19.4 | 0 | 59.7 | - | - | 74 | -14.3 | 221 | 384 | V |
| 3 | * 2.484 | 32.42 | RMS | 31.8 | -19.4 | .22 | 45.04 | 54 | -8.96 | - | - | 221 | 384 | V |
| 4 | * 2.484 | 32.93 | RMS | 31.8 | -19.4 | .22 | 45.55 | 54 | -8.45 | - | - | 221 | 384 | V |

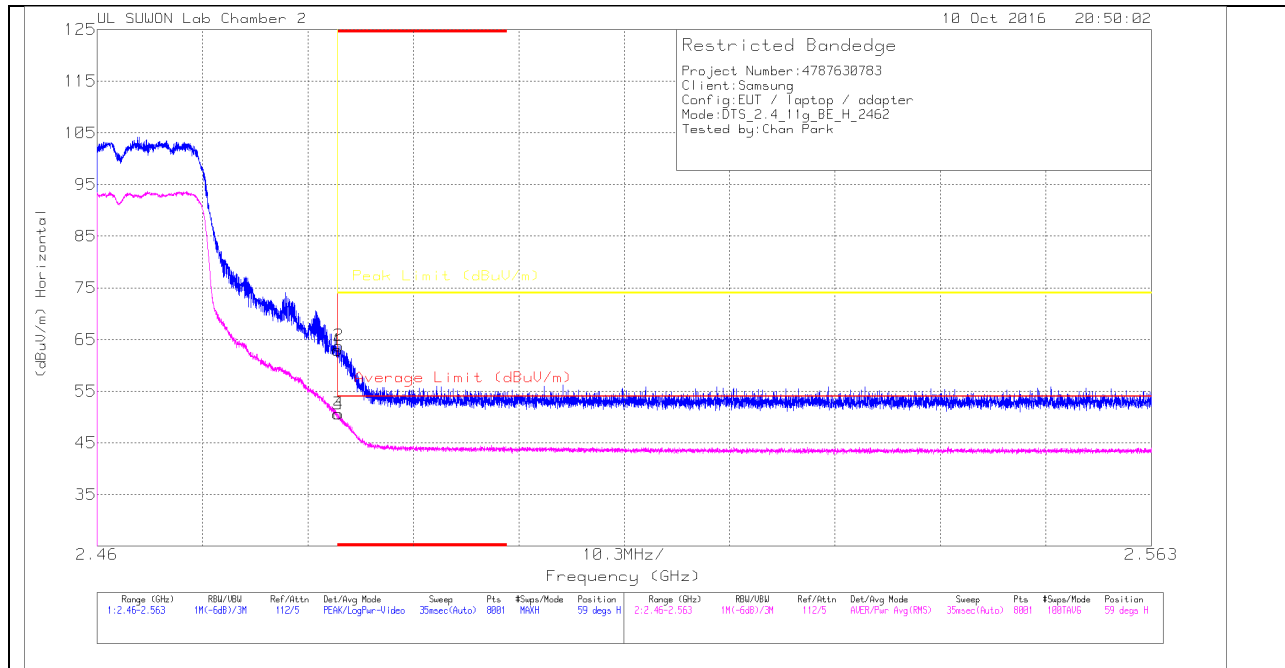
* - indicates frequency in CFR15.205/IC7.2.2 Restricted Band

Pk - Peak detector

RMS - RMS detection

AUTHORIZED BANDEDGE (11 CHANNEL)

HORIZONTAL PEAK AND AVERAGE PLOT



HORIZONTAL DATA

Trace Markers

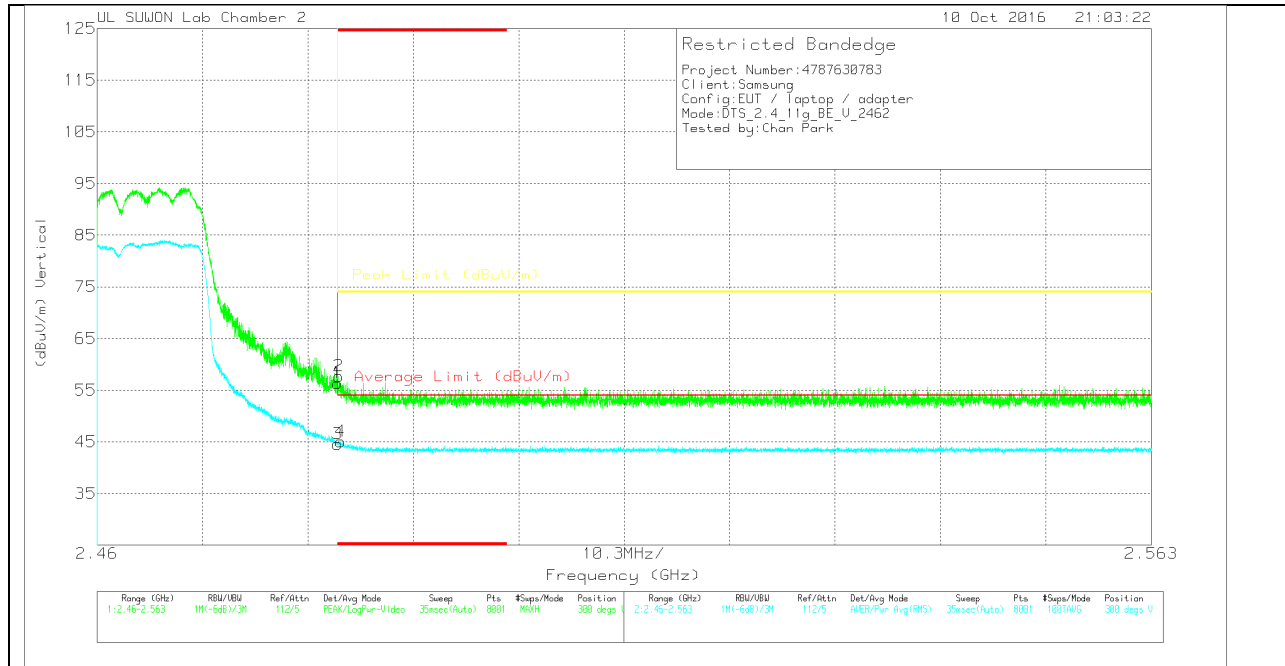
| Marker | Frequency (GHz) | Meter Reading (dBuV) | Det | 3117(001687 24)_150619 | Path_2_10dB | DC Corr (dB) | Corrected Reading (dBuV/m) | Average Limit (dBuV/m) | Margin (dB) | Peak Limit (dBuV/m) | PK Margin (dB) | Azimuth (Degs) | Height (cm) | Polarity |
|--------|-----------------|----------------------|-----|------------------------|-------------|--------------|----------------------------|------------------------|-------------|---------------------|----------------|----------------|-------------|----------|
| 1 | * 2.484 | 50.58 | Pk | | | 0 | 62.98 | - | - | 74 | -11.02 | 59 | 152 | H |
| 2 | * 2.484 | 51.41 | Pk | | | 0 | 63.81 | - | - | 74 | -10.19 | 59 | 152 | H |
| 3 | * 2.484 | 38.03 | RMS | | | .22 | 50.65 | 54 | -3.35 | - | - | 59 | 152 | H |
| 4 | * 2.484 | 38.01 | RMS | | | .22 | 50.63 | 54 | -3.37 | - | - | 59 | 152 | H |

* - indicates frequency in CFR15.205/IC7.2.2 Restricted Band

Pk - Peak detector

RMS - RMS detection

VERTICAL PEAK AND AVERAGE PLOT



VERTICAL DATA

Trace Markers

| Marker | Frequency (GHz) | Meter Reading (dBuV) | Det | 3117/001687 24)_150619 | Path_2_10dB | DC Corr (dB) | Corrected Reading (dBuV/m) | Average Limit (dBuV/m) | Margin (dB) | Peak Limit (dBuV/m) | PK Margin (dB) | Azimuth (Degs) | Height (cm) | Polarity |
|--------|-----------------|----------------------|-----|------------------------|-------------|--------------|----------------------------|------------------------|-------------|---------------------|----------------|----------------|-------------|----------|
| 1 | * 2.484 | 43.98 | Pk | 31.8 | -19.4 | 0 | 56.38 | - | - | 74 | -17.62 | 300 | 123 | V |
| 2 | * 2.484 | 45.33 | Pk | 31.8 | -19.4 | 0 | 57.73 | - | - | 74 | -16.27 | 300 | 123 | V |
| 3 | * 2.484 | 31.97 | RMS | 31.8 | -19.4 | .22 | 44.59 | 54 | -9.41 | - | - | 300 | 123 | V |
| 4 | * 2.484 | 32.46 | RMS | 31.8 | -19.4 | .22 | 45.08 | 54 | -8.92 | - | - | 300 | 123 | V |

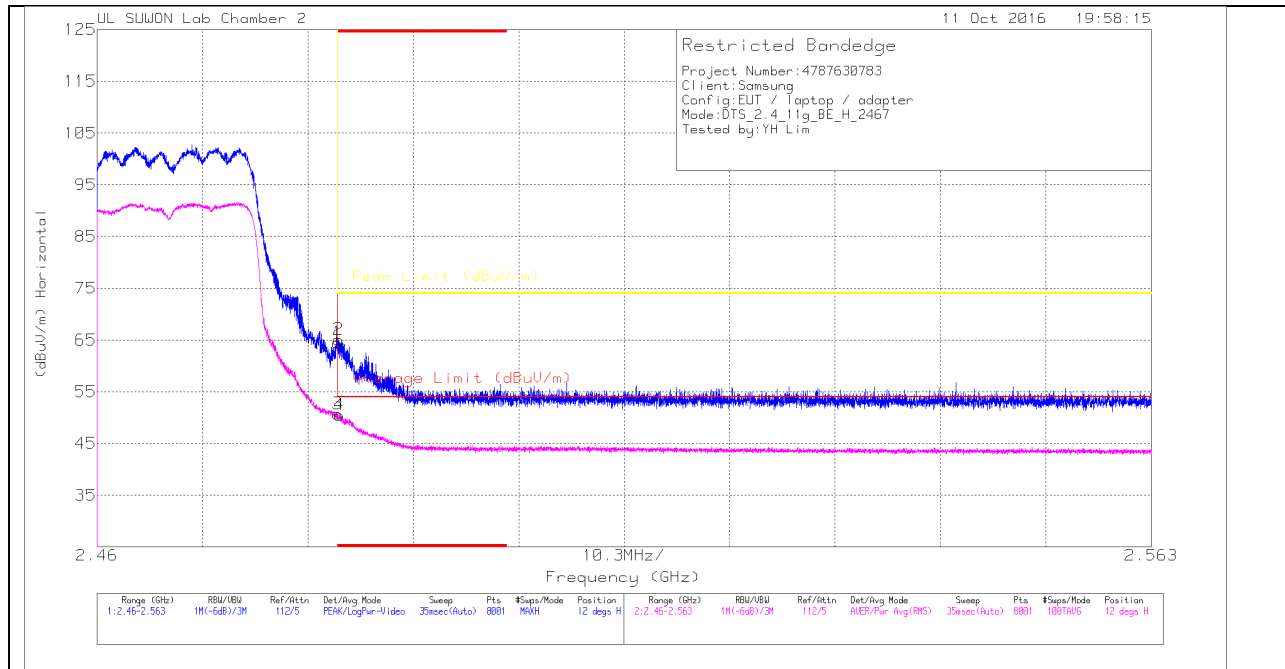
* - indicates frequency in CFR15.205/IC7.2.2 Restricted Band

Pk - Peak detector

RMS - RMS detection

AUTHORIZED BANDEDGE (12 CHANNEL)

HORIZONTAL PEAK AND AVERAGE PLOT



HORIZONTAL DATA

Trace Markers

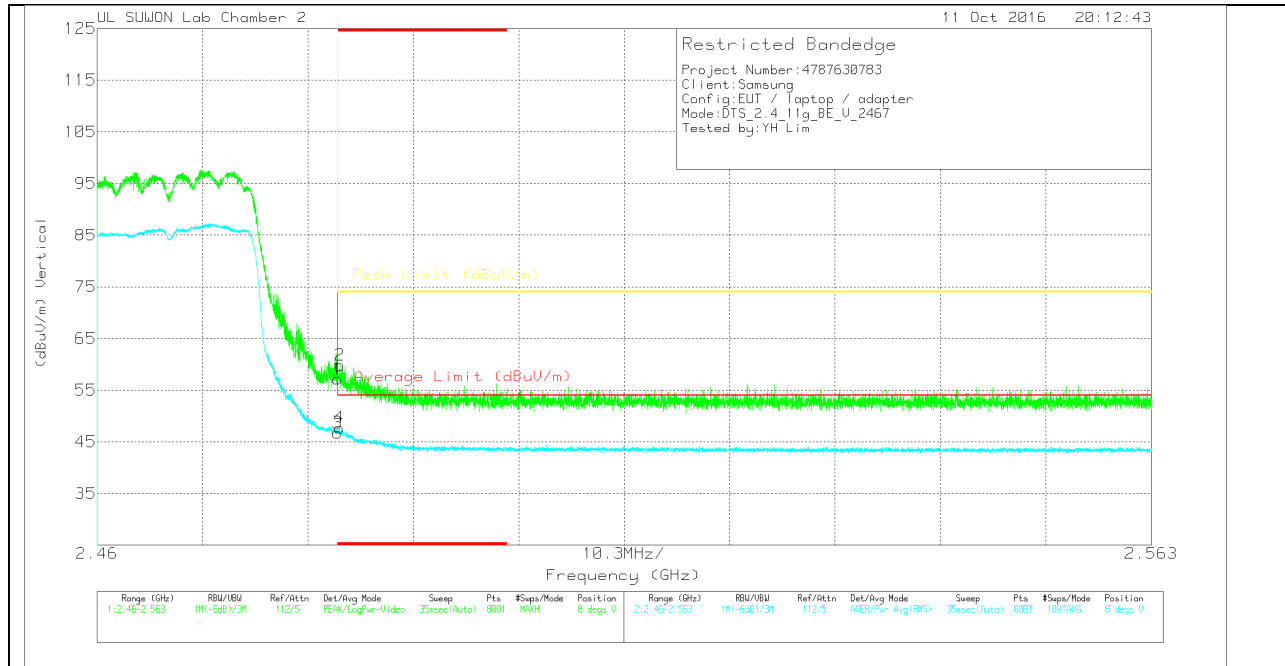
| Marker | Frequency (GHz) | Meter Reading (dBuV) | Det | 3117(001687 24)_150619 | Path_2_10dB | DC Corr (dB) | Corrected Reading (dBuV/m) | Average Limit (dBuV/m) | Margin (dB) | Peak Limit (dBuV/m) | PK Margin (dB) | Azimuth (Degs) | Height (cm) | Polarity |
|--------|-----------------|----------------------|-----|------------------------|-------------|--------------|----------------------------|------------------------|-------------|---------------------|----------------|----------------|-------------|----------|
| 1 | * 2.484 | 52.12 | Pk | 31.8 | -19.4 | 0 | 64.52 | - | - | 74 | -9.48 | 12 | 217 | H |
| 2 | * 2.484 | 52.71 | Pk | 31.8 | -19.4 | 0 | 65.11 | - | - | 74 | -8.89 | 12 | 217 | H |
| 3 | * 2.484 | 38.15 | RMS | 31.8 | -19.4 | .22 | 50.77 | 54 | -3.23 | - | - | 12 | 217 | H |
| 4 | * 2.484 | 37.91 | RMS | 31.8 | -19.4 | .22 | 50.53 | 54 | -3.47 | - | - | 12 | 217 | H |

* - indicates frequency in CFR15.205/IC7.2.2 Restricted Band

Pk - Peak detector

RMS - RMS detection

VERTICAL PEAK AND AVERAGE PLOT



VERTICAL DATA

Trace Markers

| Marker | Frequency (GHz) | Meter Reading (dBuV) | Det | 3117/001687 24_150619 | Path_2_10dB | DC Corr (dB) | Corrected Reading (dBuV/m) | Average Limit (dBuV/m) | Margin (dB) | Peak Limit (dBuV/m) | PK Margin (dB) | Azimuth (Degs) | Height (cm) | Polarity |
|--------|-----------------|----------------------|-----|-----------------------|-------------|--------------|----------------------------|------------------------|-------------|---------------------|----------------|----------------|-------------|----------|
| 1 | * 2.484 | 44.78 | Pk | 31.8 | -19.4 | 0 | 57.18 | - | - | 74 | -16.82 | 8 | 373 | V |
| 2 | * 2.484 | 47.42 | Pk | 31.8 | -19.4 | 0 | 59.82 | - | - | 74 | -14.18 | 8 | 373 | V |
| 3 | * 2.484 | 34.11 | RMS | 31.8 | -19.4 | .22 | 46.73 | 54 | -7.27 | - | - | 8 | 373 | V |
| 4 | * 2.484 | 35.12 | RMS | 31.8 | -19.4 | .22 | 47.74 | 54 | -6.26 | - | - | 8 | 373 | V |

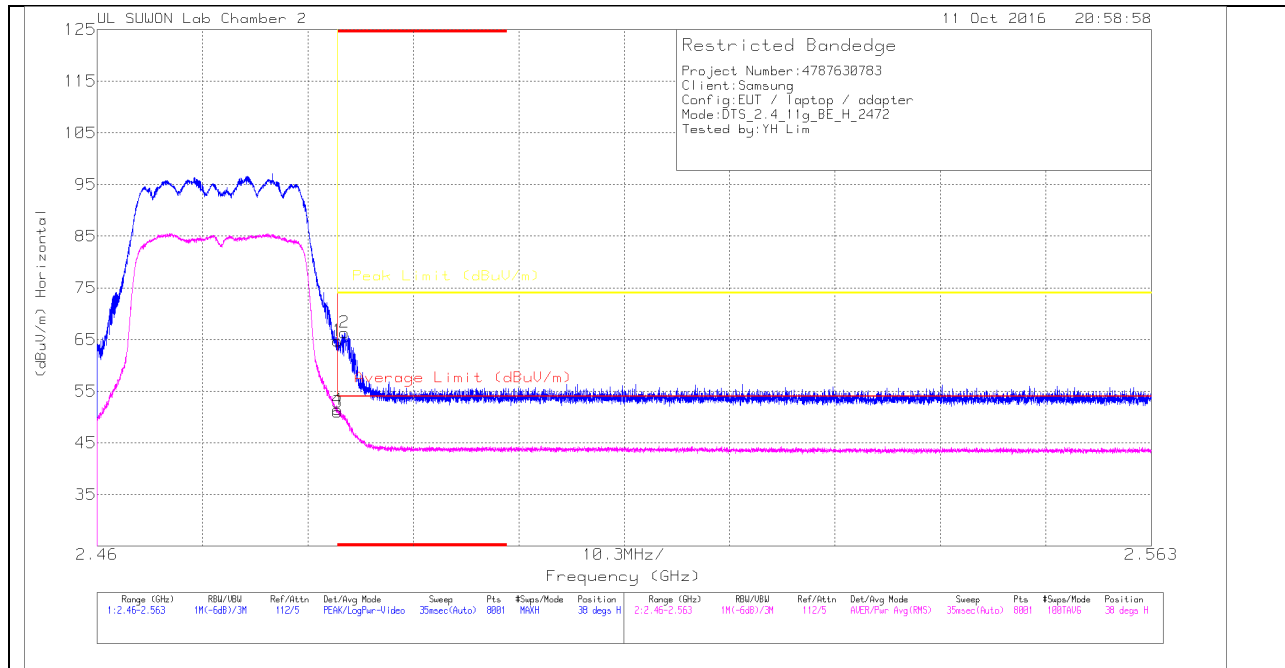
* - indicates frequency in CFR15.205/IC7.2.2 Restricted Band

Pk - Peak detector

RMS - RMS detection

AUTHORIZED BANDEDGE (13 CHANNEL)

HORIZONTAL PEAK AND AVERAGE PLOT



HORIZONTAL DATA

Trace Markers

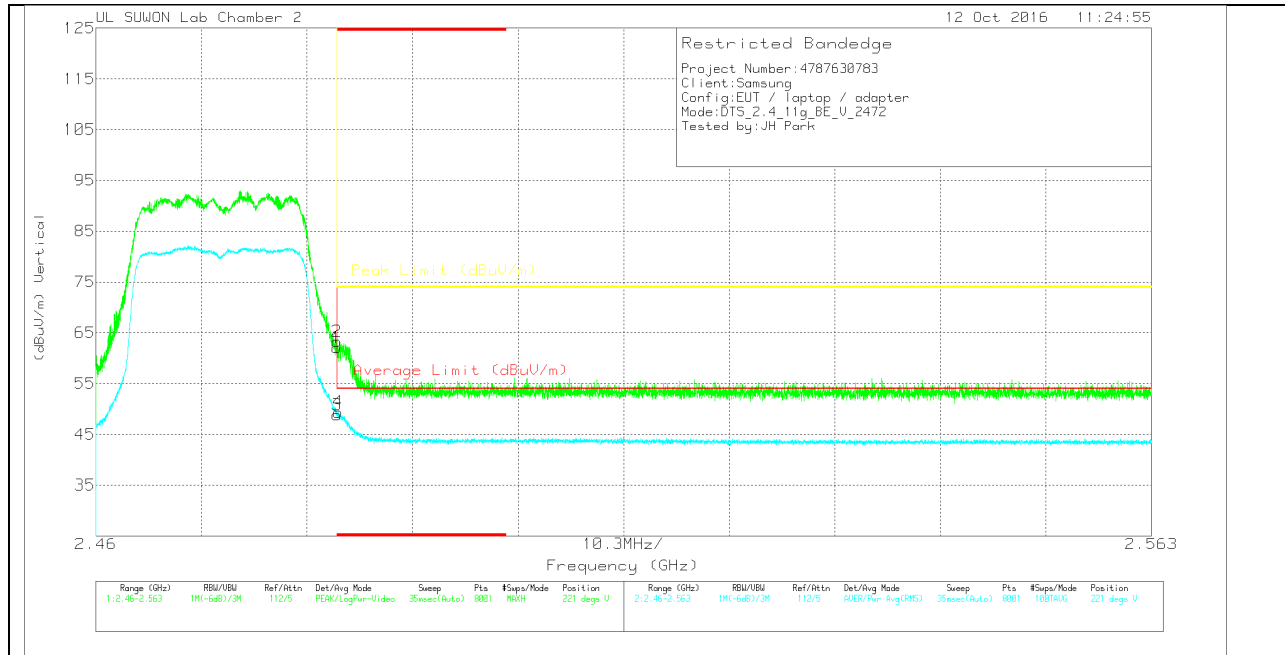
| Marker | Frequency (GHz) | Meter Reading (dBuV) | Det | 3117(001687 24)_150619 | Path_2_10dB | DC Corr (dB) | Corrected Reading (dBuV/m) | Average Limit (dBuV/m) | Margin (dB) | Peak Limit (dBuV/m) | PK Margin (dB) | Azimuth (Degs) | Height (cm) | Polarity |
|--------|-----------------|----------------------|-----|------------------------|-------------|--------------|----------------------------|------------------------|-------------|---------------------|----------------|----------------|-------------|----------|
| 1 | * 2.484 | 52.35 | Pk | | | 0 | 64.75 | - | - | 74 | -9.25 | 7 | 124 | H |
| 2 | * 2.484 | 53.97 | Pk | | | 0 | 66.37 | - | - | 74 | -7.63 | 7 | 124 | H |
| 3 | * 2.484 | 38.33 | RMS | | | .22 | 50.95 | 54 | -3.05 | - | - | 7 | 124 | H |
| 4 | * 2.484 | 38.81 | RMS | | | .22 | 51.43 | 54 | -2.57 | - | - | 7 | 124 | H |

* - indicates frequency in CFR15.205/IC7.2.2 Restricted Band

Pk - Peak detector

RMS - RMS detection

VERTICAL PEAK AND AVERAGE PLOT



VERTICAL DATA

Trace Markers

| Marker | Frequency (GHz) | Meter Reading (dBuV) | Det | 3117(001687 24_150619) | Path_2_10dB | DC Corr (dB) | Corrected Reading (dBuV/m) | Average Limit (dBuV/m) | Margin (dB) | Peak Limit (dBuV/m) | PK Margin (dB) | Azimuth (Degs) | Height (cm) | Polarity |
|--------|-----------------|----------------------|-----|------------------------|-------------|--------------|----------------------------|------------------------|-------------|---------------------|----------------|----------------|-------------|----------|
| 1 | * 2.484 | 49.63 | Pk | 31.8 | -19.4 | 0 | 62.03 | - | - | 74 | -11.97 | 221 | 380 | V |
| 2 | * 2.484 | 50.95 | Pk | 31.8 | -19.4 | 0 | 63.35 | - | - | 74 | -10.65 | 221 | 380 | V |
| 3 | * 2.484 | 36.17 | RMS | 31.8 | -19.4 | .22 | 48.79 | 54 | -5.21 | - | - | 221 | 380 | V |
| 4 | * 2.484 | 36.78 | RMS | 31.8 | -19.4 | .22 | 49.4 | 54 | -4.6 | - | - | 221 | 380 | V |

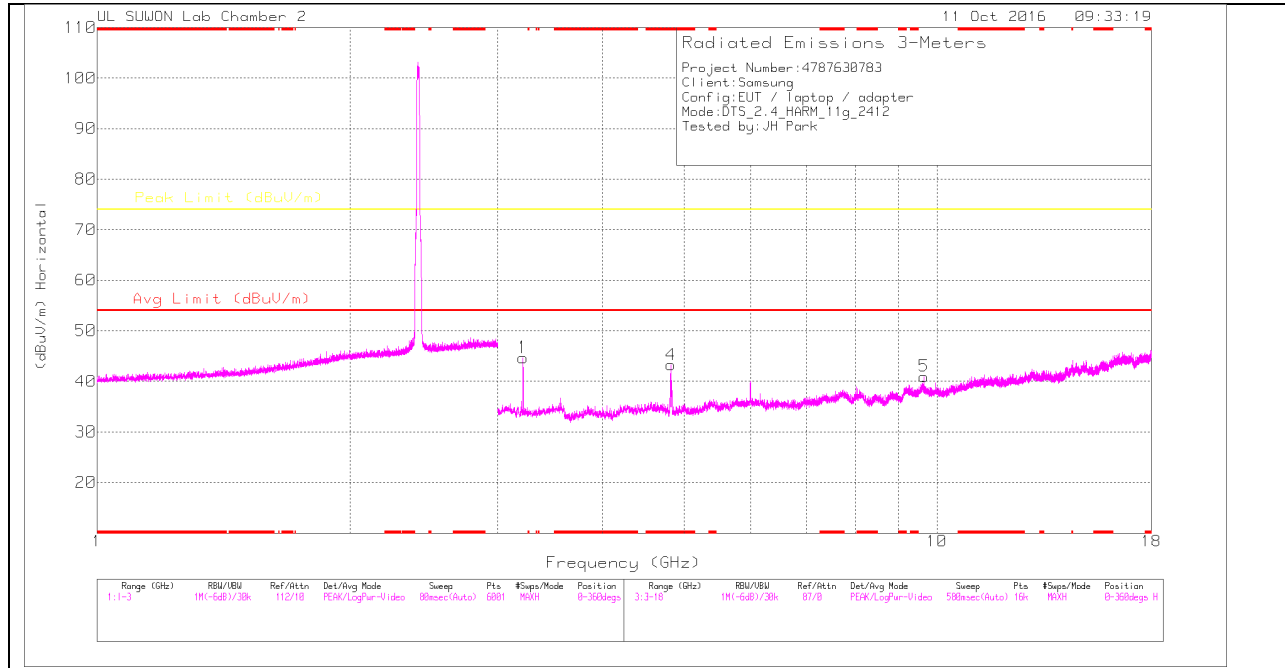
* - indicates frequency in CFR15.205/IC7.2.2 Restricted Band

Pk - Peak detector

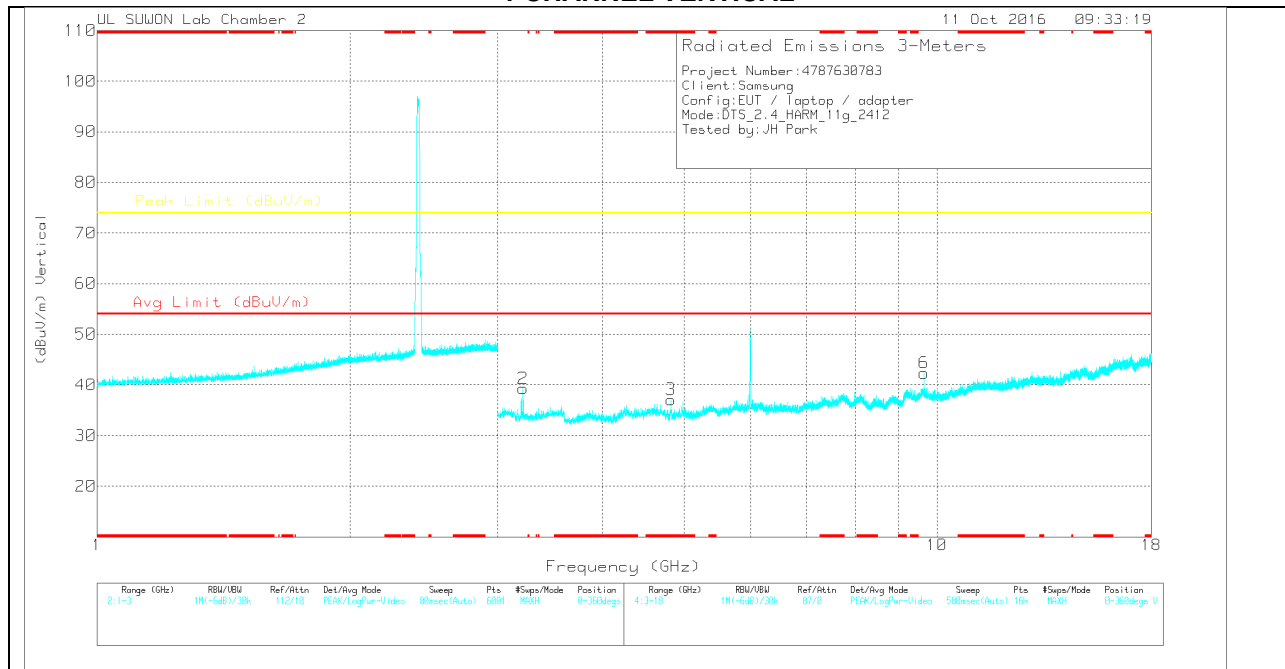
RMS - RMS detection

HARMONICS AND SPURIOUS EMISSIONS

1 CHANNEL HORIZONTAL



1 CHANNEL VERTICAL



Note: Emission was scanned up to 26GHz; No emissions were detected above the noise floor which was at least 20dB below the specification limit.

1 CHANNEL DATA

Trace Markers

| Marker | Frequency (GHz) | Meter Reading (dBuV) | Det | 3117(0016872 4)_150619 | Path_3 | DC Corr (dB) | Corrected Reading (dBuV/m) | Avg Limit (dBuV/m) | Margin (dB) | Peak Limit (dBuV/m) | Margin (dB) | Azimuth (Degs) | Height (cm) | Polarity |
|--------|-----------------|----------------------|-----|------------------------|--------|--------------|----------------------------|--------------------|-------------|---------------------|-------------|----------------|-------------|----------|
| 1 | 3.216 | 38.08 | PK | 32.6 | -26 | 0 | 44.68 | - | - | 74 | -29.32 | 0-360 | 250 | H |
| 4 | * 4.826 | 34.69 | PK | 33.9 | -25.3 | 0 | 43.29 | - | - | 74 | -30.71 | 0-360 | 150 | H |
| 5 | 9.648 | 23.08 | PK | 36.9 | -19 | 0 | 40.98 | - | - | 74 | -33.02 | 0-360 | 250 | H |
| 2 | 3.216 | 32.71 | PK | 32.6 | -26 | 0 | 39.31 | - | - | 74 | -34.69 | 0-360 | 250 | V |
| 3 | * 4.826 | 28.48 | PK | 33.9 | -25.3 | 0 | 37.08 | - | - | 74 | -36.92 | 0-360 | 150 | V |
| 6 | 9.648 | 24.46 | PK | 36.9 | -19 | 0 | 42.36 | - | - | 74 | -31.64 | 0-360 | 250 | V |

* - indicates frequency in CFR15.205/IC7.2.2 Restricted Band

PK – Peak Detector

Radiated Emissions

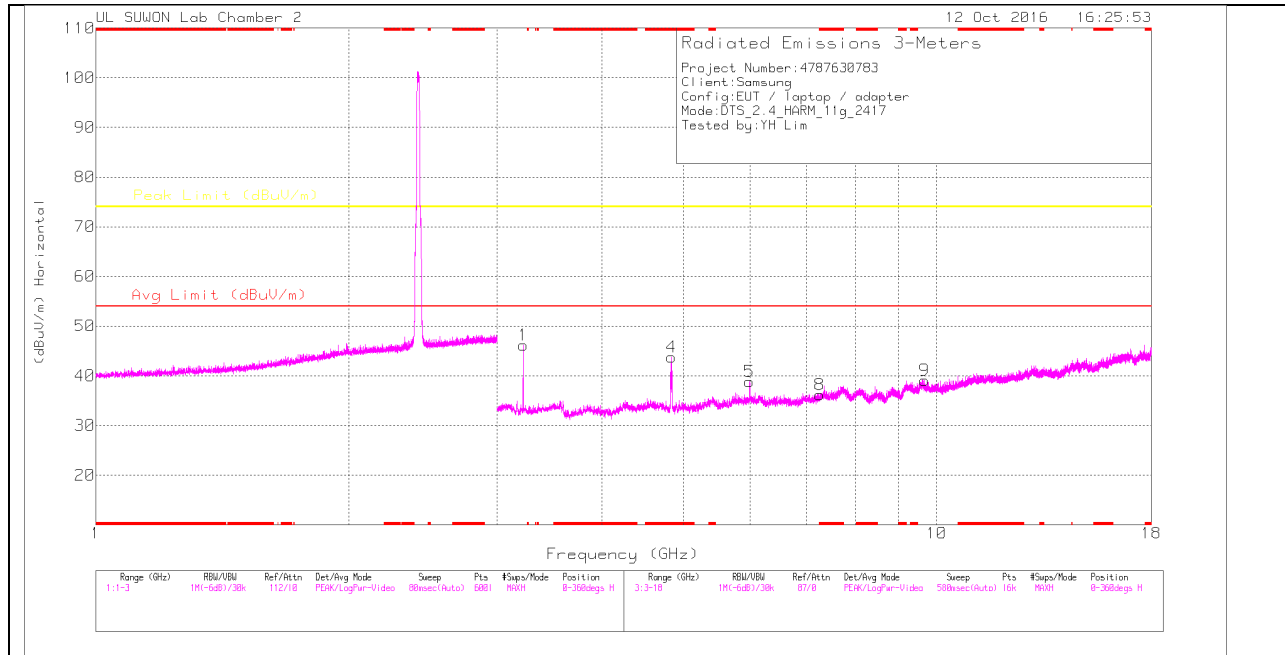
| Frequency (GHz) | Meter Reading (dBuV) | Det | 3117(0016 8724)_150 619 | Path_3 | DC Corr (dB) | Corrected Reading (dBuV/m) | Avg Limit (dBuV/m) | Margin (dB) | Peak Limit (dBuV/m) | Margin (dB) | Azimuth (Degs) | Height (cm) | Polarity |
|-----------------|----------------------|------|-------------------------|--------|--------------|----------------------------|--------------------|-------------|---------------------|-------------|----------------|-------------|----------|
| 3.216 | 43.47 | PK2 | 32.6 | -26 | 0 | 50.07 | - | - | 74 | -23.93 | 339 | 129 | H |
| 3.216 | 38.91 | PK2 | 32.6 | -26 | 0 | 45.51 | - | - | 74 | -28.49 | 253 | 126 | V |
| * 4.827 | 39.35 | PK2 | 33.9 | -25.3 | 0 | 47.95 | - | - | 74 | -26.05 | 86 | 369 | V |
| * 4.822 | 27.43 | MAv1 | 33.9 | -25.3 | .22 | 36.25 | 54 | -17.75 | - | - | 86 | 369 | V |
| * 4.827 | 43.15 | PK2 | 33.9 | -25.3 | 0 | 51.75 | - | - | 74 | -22.25 | 345 | 324 | H |
| * 4.826 | 31.03 | MAv1 | 33.9 | -25.3 | .22 | 39.85 | 54 | -14.15 | - | - | 345 | 324 | H |
| 9.649 | 32.44 | PK2 | 36.9 | -19 | 0 | 50.34 | - | - | 74 | -23.66 | 290 | 371 | H |
| 9.648 | 32.67 | PK2 | 36.9 | -19 | 0 | 50.57 | - | - | 74 | -23.43 | 96 | 123 | V |

* - indicates frequency in CFR15.205/IC7.2.2 Restricted Band

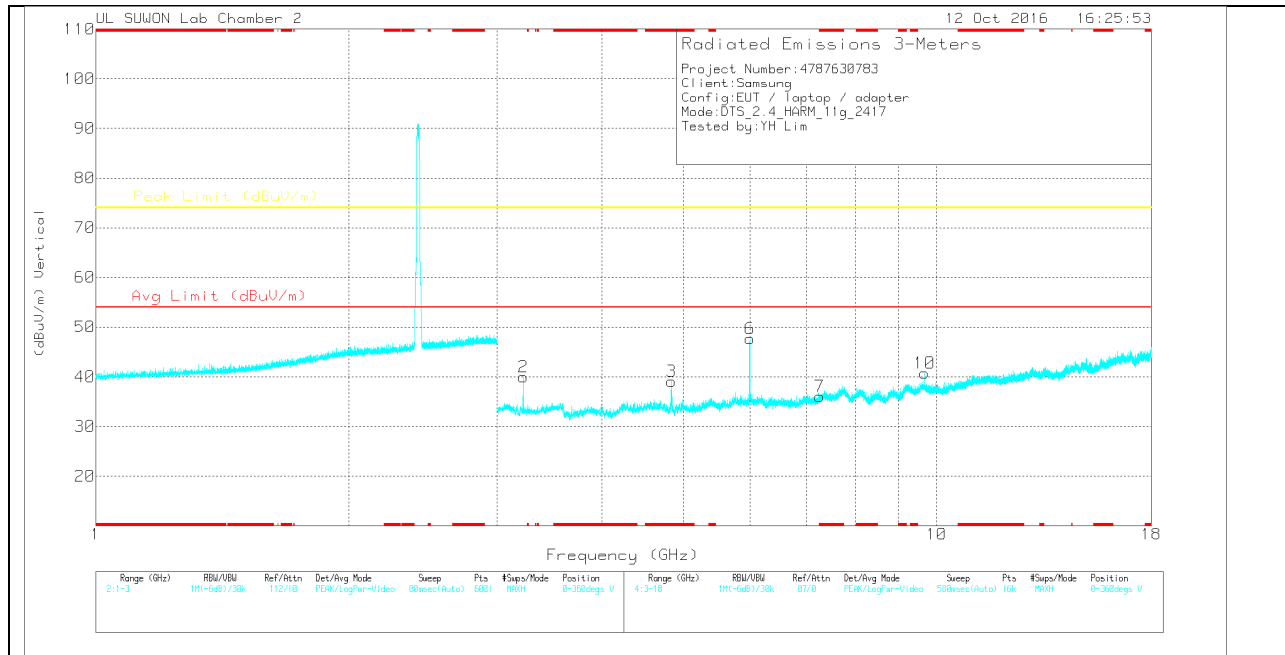
PK2 - KDB558074 Method: Maximum Peak

MAv1 - KDB558074 Option 1 Maximum RMS Average

2 CHANNEL HORIZONTAL



2 CHANNEL VERTICAL



Note: Emission was scanned up to 26GHz; No emissions were detected above the noise floor which was at least 20dB below the specification limit.

2 CHANNEL DATA

Trace Markers

| Marker | Frequency (GHz) | Meter Reading (dBuV) | Det | 3117(0016872 4)_150619 | Path_3 | DC Corr (dB) | Corrected Reading (dBuV/m) | Avg Limit (dBuV/m) | Margin (dB) | Peak Limit (dBuV/m) | Margin (dB) | Azimuth (Degs) | Height (cm) | Polarity |
|--------|-----------------|----------------------|-----|------------------------|--------|--------------|----------------------------|--------------------|-------------|---------------------|-------------|----------------|-------------|----------|
| 1 | 3.222 | 39.61 | Pk | 32.6 | -26 | 0 | 46.21 | - | - | 74 | -27.79 | 0-360 | 150 | H |
| 4 | * 4.836 | 35.17 | Pk | 33.9 | -25.3 | 0 | 43.77 | - | - | 74 | -30.23 | 0-360 | 250 | H |
| 5 | 5.989 | 27.82 | Pk | 34.8 | -23.8 | 0 | 38.82 | - | - | 74 | -35.18 | 0-360 | 250 | H |
| 8 | * 7.258 | 23.35 | Pk | 35.8 | -23 | 0 | 36.15 | - | - | 74 | -37.85 | 0-360 | 150 | H |
| 9 | 9.669 | 21.25 | Pk | 36.9 | -19.1 | 0 | 39.05 | - | - | 74 | -34.95 | 0-360 | 250 | H |
| 2 | 3.222 | 33.41 | Pk | 32.6 | -26 | 0 | 40.01 | - | - | 74 | -33.99 | 0-360 | 250 | V |
| 3 | * 4.836 | 30.55 | Pk | 33.9 | -25.3 | 0 | 39.15 | - | - | 74 | -34.85 | 0-360 | 250 | V |
| 6 | 5.998 | 36.64 | Pk | 34.8 | -23.8 | 0 | 47.64 | - | - | 74 | -26.36 | 0-360 | 150 | V |
| 7 | * 7.254 | 23.25 | Pk | 35.8 | -23 | 0 | 36.05 | - | - | 74 | -37.95 | 0-360 | 250 | V |
| 10 | 9.669 | 22.91 | Pk | 36.9 | -19.1 | 0 | 40.71 | - | - | 74 | -33.29 | 0-360 | 250 | V |

* - indicates frequency in CFR15.205/IC7.2.2 Restricted Band

Pk – Peak detector

Radiated Emissions

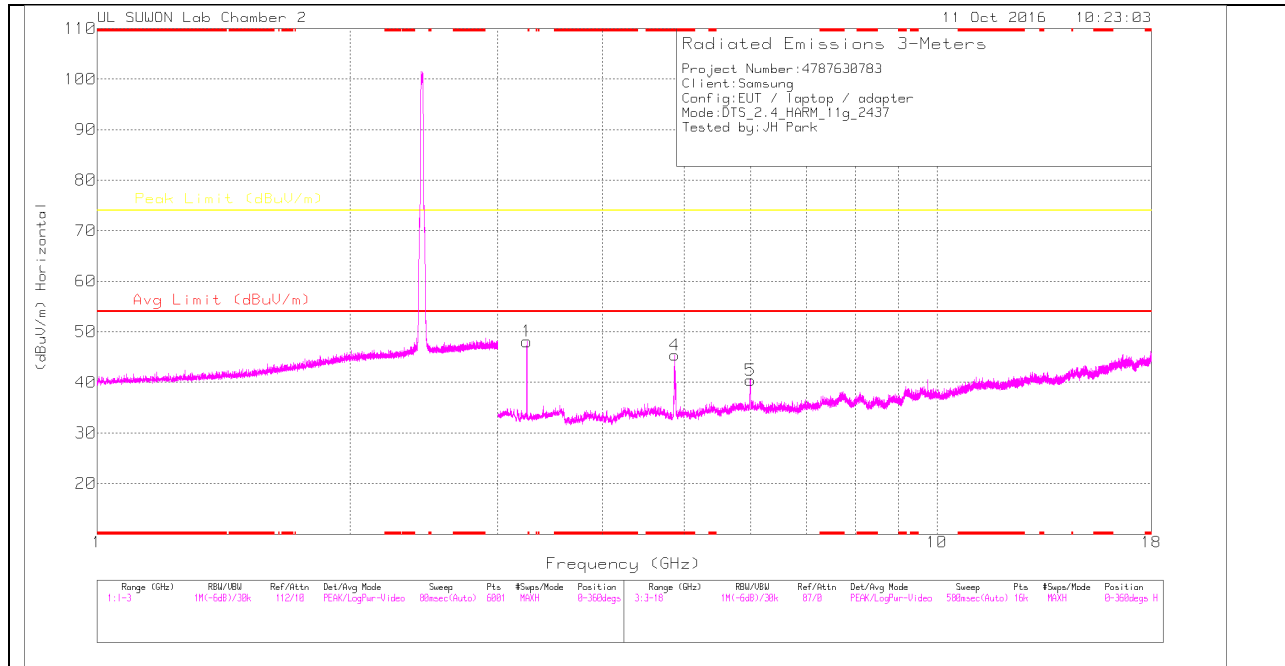
| Frequency (GHz) | Meter Reading (dBuV) | Det | 3117(0016 8724)_150 619 | Path_3 | DC Corr (dB) | Corrected Reading (dBuV/m) | Avg Limit (dBuV/m) | Margin (dB) | Peak Limit (dBuV/m) | Margin (dB) | Azimuth (Degs) | Height (cm) | Polarity |
|-----------------|----------------------|------|-------------------------|--------|--------------|----------------------------|--------------------|-------------|---------------------|-------------|----------------|-------------|----------|
| 3.223 | 43.63 | PK2 | 32.6 | -26 | 0 | 50.23 | - | - | 74 | -23.77 | 346 | 202 | H |
| 3.223 | 39.23 | PK2 | 32.6 | -26 | 0 | 45.83 | - | - | 74 | -28.17 | 44 | 400 | V |
| * 4.836 | 39.26 | PK2 | 33.9 | -25.3 | 0 | 47.86 | - | - | 74 | -26.14 | 107 | 105 | V |
| * 4.837 | 27.23 | MAv1 | 33.9 | -25.3 | .22 | 36.05 | 54 | -17.95 | - | - | 107 | 105 | V |
| * 4.836 | 44.82 | PK2 | 33.9 | -25.3 | 0 | 53.42 | - | - | 74 | -20.58 | 6 | 169 | H |
| * 4.836 | 31.94 | MAv1 | 33.9 | -25.3 | .22 | 40.76 | 54 | -13.24 | - | - | 6 | 169 | H |

* - indicates frequency in CFR15.205/IC7.2.2 Restricted Band

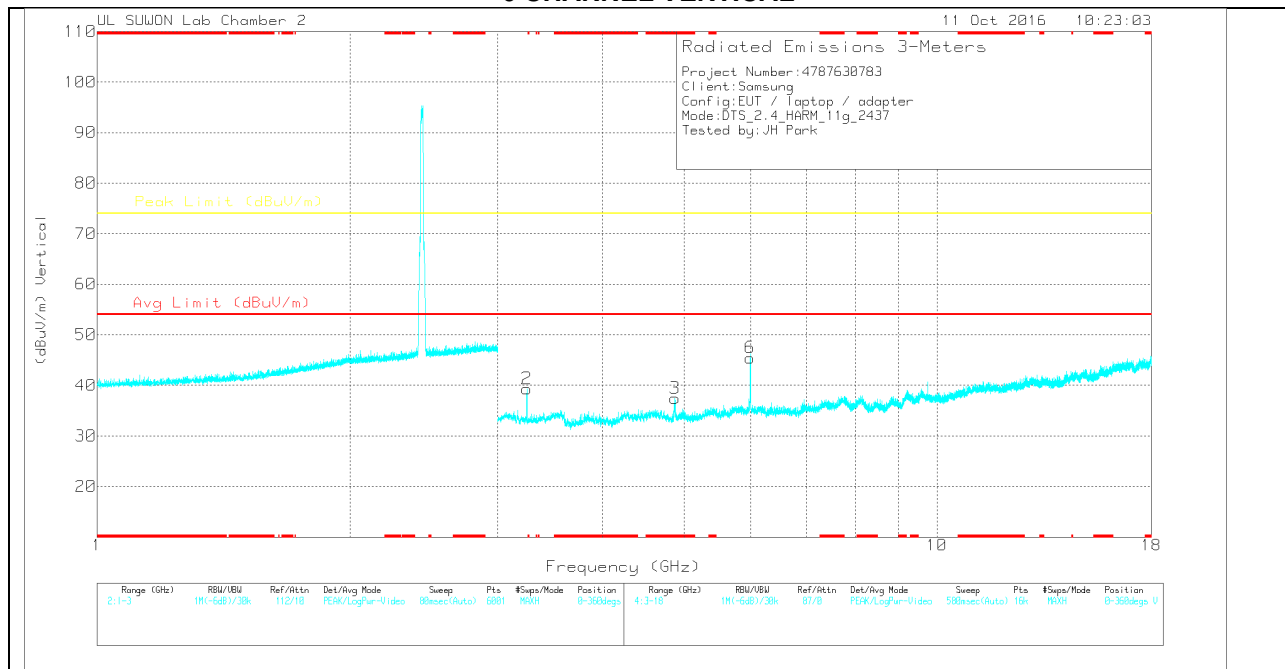
PK2 - KDB558074 Method: Maximum Peak

MAv1 - KDB558074 Option 1 Maximum RMS Average

6 CHANNEL HORIZONTAL



6 CHANNEL VERTICAL



Note: Emission was scanned up to 26GHz; No emissions were detected above the noise floor which was at least 20dB below the specification limit.

6 CHANNEL DATA

Trace Markers

| Marker | Frequency (GHz) | Meter Reading (dBuV) | Det | 3117(0016872 4)_150619 | Path_3 | DC Corr (dB) | Corrected Reading (dBuV/m) | Avg Limit (dBuV/m) | Margin (dB) | Peak Limit (dBuV/m) | Margin (dB) | Azimuth (Degs) | Height (cm) | Polarity |
|--------|-----------------|----------------------|-----|------------------------|--------|--------------|----------------------------|--------------------|-------------|---------------------|-------------|----------------|-------------|----------|
| 1 | 3.249 | 41.68 | PK | 32.6 | -26.2 | 0 | 48.08 | - | - | 74 | -25.92 | 0-360 | 250 | H |
| 4 | * 4.876 | 36.7 | PK | 33.9 | -25.2 | 0 | 45.4 | - | - | 74 | -28.6 | 0-360 | 150 | H |
| 5 | 5.997 | 29.39 | PK | 34.8 | -23.8 | 0 | 40.39 | - | - | 74 | -33.61 | 0-360 | 150 | H |
| 2 | 3.249 | 32.94 | PK | 32.6 | -26.2 | 0 | 39.34 | - | - | 74 | -34.66 | 0-360 | 150 | V |
| 3 | * 4.877 | 28.76 | PK | 33.9 | -25.2 | 0 | 37.46 | - | - | 74 | -36.54 | 0-360 | 250 | V |
| 6 | 5.988 | 34.46 | PK | 34.8 | -23.8 | 0 | 45.46 | - | - | 74 | -28.54 | 0-360 | 150 | V |

* - indicates frequency in CFR15.205/IC7.2.2 Restricted Band

PK – Peak Detector

Radiated Emissions

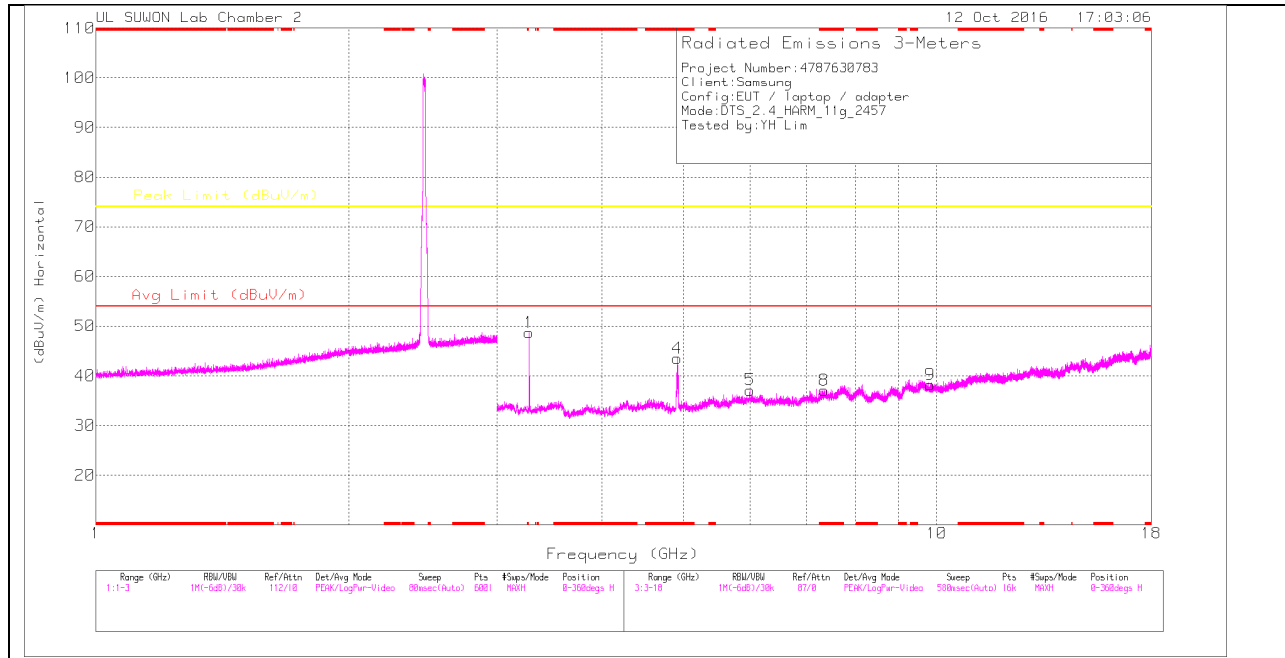
| Frequency (GHz) | Meter Reading (dBuV) | Det | 3117(0016 8724)_150 619 | Path_3 | DC Corr (dB) | Corrected Reading (dBuV/m) | Avg Limit (dBuV/m) | Margin (dB) | Peak Limit (dBuV/m) | Margin (dB) | Azimuth (Degs) | Height (cm) | Polarity |
|-----------------|----------------------|------|-------------------------|--------|--------------|----------------------------|--------------------|-------------|---------------------|-------------|----------------|-------------|----------|
| 3.25 | 44.99 | PK2 | 32.6 | -26.2 | 0 | 51.39 | - | - | 74 | -22.61 | 360 | 312 | H |
| 3.249 | 39.8 | PK2 | 32.6 | -26.2 | 0 | 46.2 | - | - | 74 | -27.8 | 282 | 100 | V |
| * 4.876 | 40.36 | PK2 | 33.9 | -25.2 | 0 | 49.06 | - | - | 74 | -24.94 | 90 | 386 | V |
| * 4.872 | 28.04 | MAv1 | 33.9 | -25.2 | .22 | 36.96 | 54 | -17.04 | - | - | 90 | 386 | V |
| * 4.876 | 45.82 | PK2 | 33.9 | -25.2 | 0 | 54.52 | - | - | 74 | -19.48 | 1 | 237 | H |
| * 4.876 | 33.5 | MAv1 | 33.9 | -25.2 | .22 | 42.42 | 54 | -11.58 | - | - | 1 | 237 | H |

* - indicates frequency in CFR15.205/IC7.2.2 Restricted Band

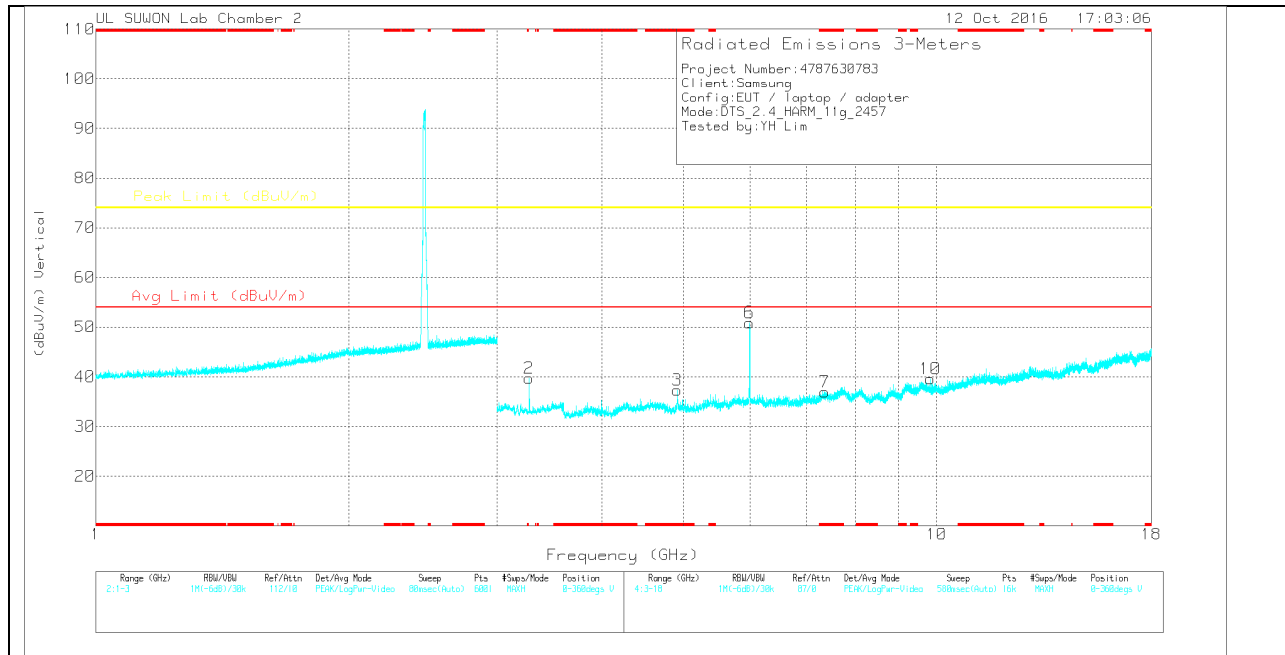
PK2 - KDB558074 Method: Maximum Peak

MAv1 - KDB558074 Option 1 Maximum RMS Average

10 CHANNEL HORIZONTAL



10 CHANNEL VERTICAL



Note: Emission was scanned up to 26GHz; No emissions were detected above the noise floor which was at least 20dB below the specification limit.

10 CHANNEL DATA

Trace Markers

| Marker | Frequency (GHz) | Meter Reading (dBuV) | Det | 3117(0016872 4)_150619 | Path_3 | DC Corr (dB) | Corrected Reading (dBuV/m) | Avg Limit (dBuV/m) | Margin (dB) | Peak Limit (dBuV/m) | Margin (dB) | Azimuth (Degs) | Height (cm) | Polarity |
|--------|-----------------|----------------------|-----|------------------------|--------|--------------|----------------------------|--------------------|-------------|---------------------|-------------|----------------|-------------|----------|
| 1 | 3.276 | 42.17 | Pk | 32.6 | -26.1 | 0 | 48.67 | - | - | 74 | -25.33 | 0-360 | 150 | H |
| 4 | * 4.916 | 34.67 | Pk | 33.9 | -25.1 | 0 | 43.47 | - | - | 74 | -30.53 | 0-360 | 150 | H |
| 5 | 5.994 | 26.14 | Pk | 34.8 | -23.8 | 0 | 37.14 | - | - | 74 | -36.86 | 0-360 | 150 | H |
| 8 | * 7.353 | 23.45 | Pk | 35.9 | -22.3 | 0 | 37.05 | - | - | 74 | -36.95 | 0-360 | 250 | H |
| 9 | 9.828 | 20.34 | Pk | 37.1 | -19.2 | 0 | 38.24 | - | - | 74 | -35.76 | 0-360 | 250 | H |
| 2 | 3.276 | 33.26 | Pk | 32.6 | -26.1 | 0 | 39.76 | - | - | 74 | -34.24 | 0-360 | 250 | V |
| 3 | * 4.915 | 28.55 | Pk | 33.9 | -25.1 | 0 | 37.35 | - | - | 74 | -36.65 | 0-360 | 250 | V |
| 6 | 5.989 | 39.92 | Pk | 34.8 | -23.8 | 0 | 50.92 | - | - | 74 | -23.08 | 0-360 | 250 | V |
| 7 | * 7.354 | 23.39 | Pk | 35.9 | -22.3 | 0 | 36.99 | - | - | 74 | -37.01 | 0-360 | 150 | V |
| 10 | 9.828 | 21.7 | Pk | 37.1 | -19.2 | 0 | 39.6 | - | - | 74 | -34.4 | 0-360 | 250 | V |

* - indicates frequency in CFR15.205/IC7.2.2 Restricted Band

Pk – Peak detector

Radiated Emissions

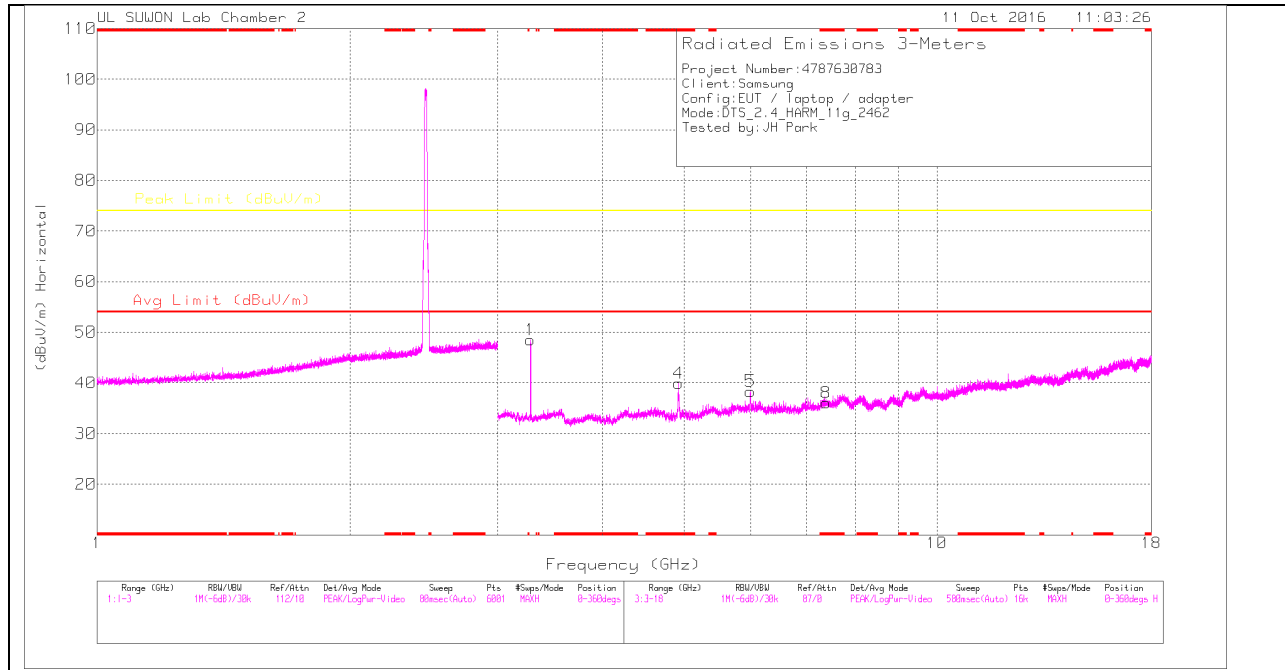
| Frequency (GHz) | Meter Reading (dBuV) | Det | 3117(0016 8724)_150 619 | Path_3 | DC Corr (dB) | Corrected Reading (dBuV/m) | Avg Limit (dBuV/m) | Margin (dB) | Peak Limit (dBuV/m) | Margin (dB) | Azimuth (Degs) | Height (cm) | Polarity |
|-----------------|----------------------|------|-------------------------|--------|--------------|----------------------------|--------------------|-------------|---------------------|-------------|----------------|-------------|----------|
| 3.276 | 45.69 | PK2 | 32.6 | -26.1 | 0 | 52.19 | - | - | 74 | -21.81 | 345 | 216 | H |
| 3.276 | 41.43 | PK2 | 32.6 | -26.1 | 0 | 47.93 | - | - | 74 | -26.07 | 269 | 263 | V |
| * 4.916 | 41.27 | PK2 | 33.9 | -25.1 | 0 | 50.07 | - | - | 74 | -23.93 | 235 | 270 | V |
| * 4.917 | 26.69 | MAv1 | 33.9 | -25.1 | .22 | 35.71 | 54 | -18.29 | - | - | 235 | 270 | V |
| * 4.916 | 45.04 | PK2 | 33.9 | -25.1 | 0 | 53.84 | - | - | 74 | -20.16 | 10 | 233 | H |
| * 4.916 | 31.32 | MAv1 | 33.9 | -25.1 | .22 | 40.34 | 54 | -13.66 | - | - | 10 | 233 | H |

* - indicates frequency in CFR15.205/IC7.2.2 Restricted Band

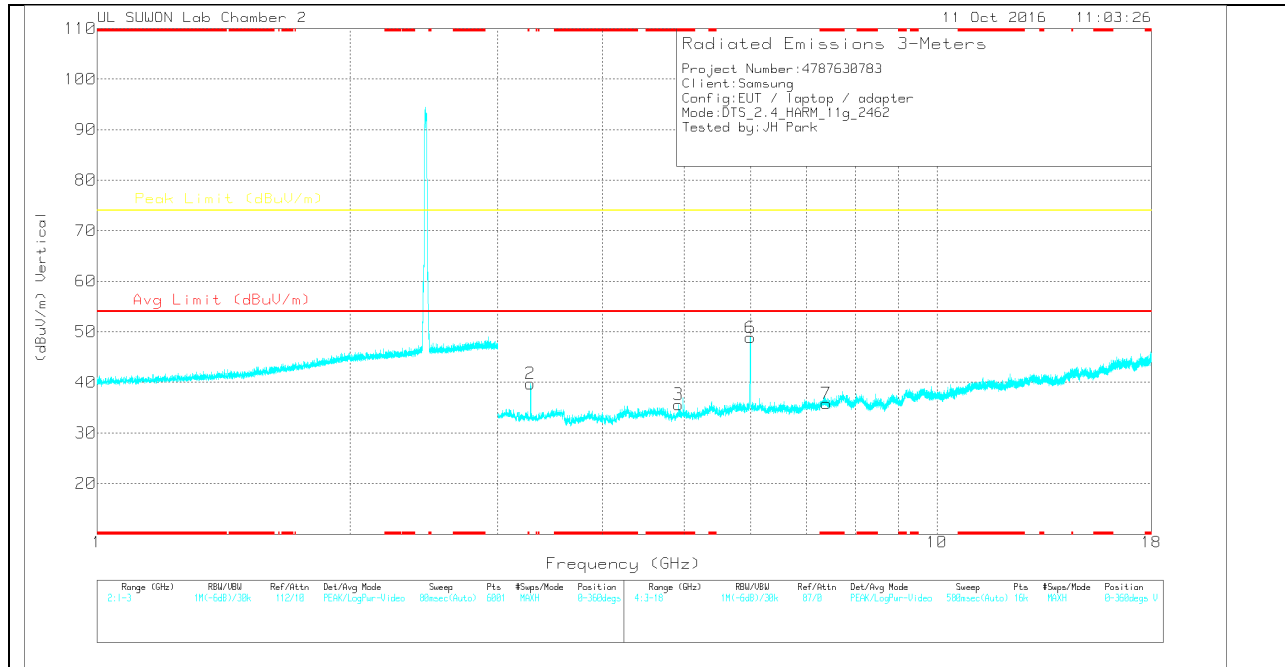
PK2 - KDB558074 Method: Maximum Peak

MAv1 - KDB558074 Option 1 Maximum RMS Average

11 CHANNEL HORIZONTAL



11 CHANNEL VERTICAL



Note: Emission was scanned up to 26GHz; No emissions were detected above the noise floor which was at least 20dB below the specification limit.

11 CHANNEL DATA

Trace Markers

| Marker | Frequency (GHz) | Meter Reading (dBuV) | Det | 3117(0016872 4)_150619 | Path_3 | DC Corr (dB) | Corrected Reading (dBuV/m) | Avg Limit (dBuV/m) | Margin (dB) | Peak Limit (dBuV/m) | Margin (dB) | Azimuth (Degs) | Height (cm) | Polarity |
|--------|-----------------|----------------------|-----|------------------------|--------|--------------|----------------------------|--------------------|-------------|---------------------|-------------|----------------|-------------|----------|
| 1 | 3.282 | 42.01 | PK | 32.6 | -26.1 | 0 | 48.51 | - | - | 74 | -25.49 | 0-360 | 150 | H |
| 4 | * 4.926 | 31.11 | PK | 33.9 | -25.1 | 0 | 39.91 | - | - | 74 | -34.09 | 0-360 | 250 | H |
| 5 | 5.997 | 27.33 | PK | 34.8 | -23.8 | 0 | 38.33 | - | - | 74 | -35.67 | 0-360 | 250 | H |
| 8 | * 7.382 | 22.33 | PK | 35.9 | -22.2 | 0 | 36.03 | - | - | 74 | -37.97 | 0-360 | 250 | H |
| 2 | 3.282 | 33.26 | PK | 32.6 | -26.1 | 0 | 39.76 | - | - | 74 | -34.24 | 0-360 | 250 | V |
| 3 | * 4.926 | 26.8 | PK | 33.9 | -25.1 | 0 | 35.6 | - | - | 74 | -38.4 | 0-360 | 250 | V |
| 6 | 5.997 | 37.89 | PK | 34.8 | -23.8 | 0 | 48.89 | - | - | 74 | -25.11 | 0-360 | 250 | V |
| 7 | * 7.384 | 22.11 | PK | 35.9 | -22.2 | 0 | 35.81 | - | - | 74 | -38.19 | 0-360 | 250 | V |

* - indicates frequency in CFR15.205/IC7.2.2 Restricted Band

PK – Peak Detector

Radiated Emissions

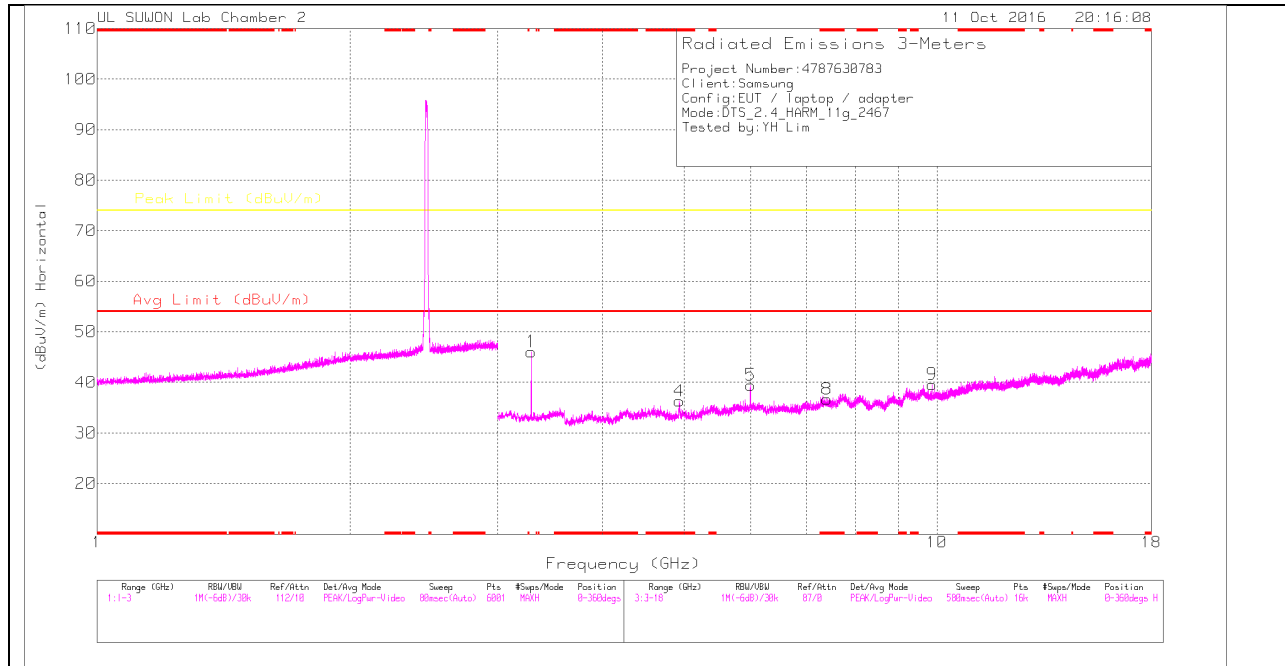
| Frequency (GHz) | Meter Reading (dBuV) | Det | 3117(0016 8724)_150 619 | Path_3 | DC Corr (dB) | Corrected Reading (dBuV/m) | Avg Limit (dBuV/m) | Margin (dB) | Peak Limit (dBuV/m) | Margin (dB) | Azimuth (Degs) | Height (cm) | Polarity |
|-----------------|----------------------|------|-------------------------|--------|--------------|----------------------------|--------------------|-------------|---------------------|-------------|----------------|-------------|----------|
| 3.283 | 45.41 | PK2 | 32.6 | -26.1 | 0 | 51.91 | - | - | 74 | -22.09 | 360 | 168 | H |
| 3.283 | 40.26 | PK2 | 32.6 | -26.1 | 0 | 46.76 | - | - | 74 | -27.24 | 258 | 263 | V |
| * 4.926 | 42.74 | PK2 | 33.9 | -25.1 | 0 | 51.54 | - | - | 74 | -22.46 | 3 | 218 | H |
| * 4.926 | 30.17 | MAv1 | 33.9 | -25.1 | .22 | 39.19 | 54 | -14.81 | - | - | 3 | 218 | H |

* - indicates frequency in CFR15.205/IC7.2.2 Restricted Band

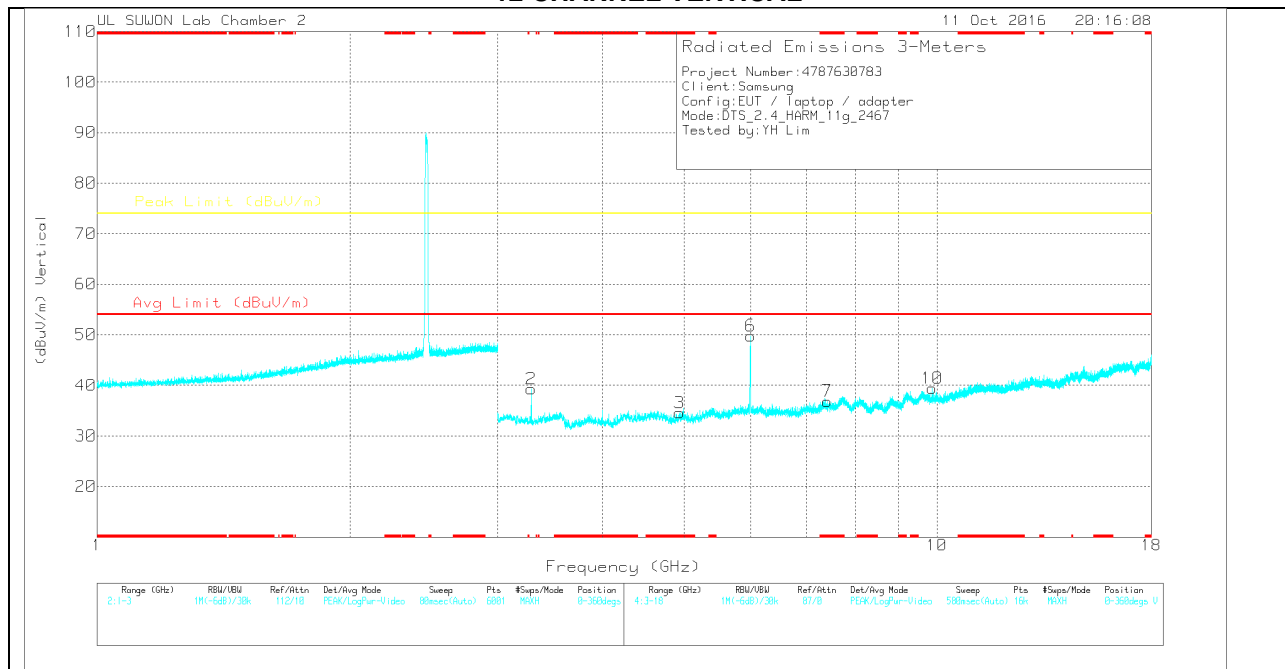
PK2 - KDB558074 Method: Maximum Peak

MAv1 - KDB558074 Option 1 Maximum RMS Average

12 CHANNEL HORIZONTAL



12 CHANNEL VERTICAL



Note: Emission was scanned up to 26GHz; No emissions were detected above the noise floor which was at least 20dB below the specification limit.

12 CHANNEL DATA

Trace Markers

| Marker | Frequency (GHz) | Meter Reading (dBuV) | Det | 3117(0016872 4)_150619 | Path_3 | DC Corr (dB) | Corrected Reading (dBuV/m) | Avg Limit (dBuV/m) | Margin (dB) | Peak Limit (dBuV/m) | Margin (dB) | Azimuth (Degs) | Height (cm) | Polarity |
|--------|-----------------|----------------------|-----|------------------------|--------|--------------|----------------------------|--------------------|-------------|---------------------|-------------|----------------|-------------|----------|
| 1 | 3.289 | 39.57 | Pk | 32.6 | -26.1 | 0 | 46.07 | - | - | 74 | -27.93 | 0-360 | 150 | H |
| 4 | * 4.936 | 27.48 | Pk | 33.9 | -25.1 | 0 | 36.28 | - | - | 74 | -37.72 | 0-360 | 150 | H |
| 5 | 5.999 | 28.45 | Pk | 34.8 | -23.8 | 0 | 39.45 | - | - | 74 | -34.55 | 0-360 | 150 | H |
| 8 | * 7.398 | 22.75 | Pk | 36 | -22.1 | 0 | 36.65 | - | - | 74 | -37.35 | 0-360 | 250 | H |
| 9 | 9.869 | 21.7 | Pk | 37.1 | -19.2 | 0 | 39.6 | - | - | 74 | -34.4 | 0-360 | 250 | H |
| 2 | 3.289 | 32.77 | Pk | 32.6 | -26.1 | 0 | 39.27 | - | - | 74 | -34.73 | 0-360 | 250 | V |
| 3 | * 4.937 | 25.77 | Pk | 33.9 | -25.1 | 0 | 34.57 | - | - | 74 | -39.43 | 0-360 | 150 | V |
| 6 | 5.998 | 38.78 | Pk | 34.8 | -23.8 | 0 | 49.78 | - | - | 74 | -24.22 | 0-360 | 250 | V |
| 7 | * 7.401 | 22.96 | Pk | 36 | -22.1 | 0 | 36.86 | - | - | 74 | -37.14 | 0-360 | 250 | V |
| 10 | 9.869 | 21.51 | Pk | 37.1 | -19.2 | 0 | 39.41 | - | - | 74 | -34.59 | 0-360 | 150 | V |

* - indicates frequency in CFR15.205/IC7.2.2 Restricted Band

Pk – Peak detector

Radiated Emissions

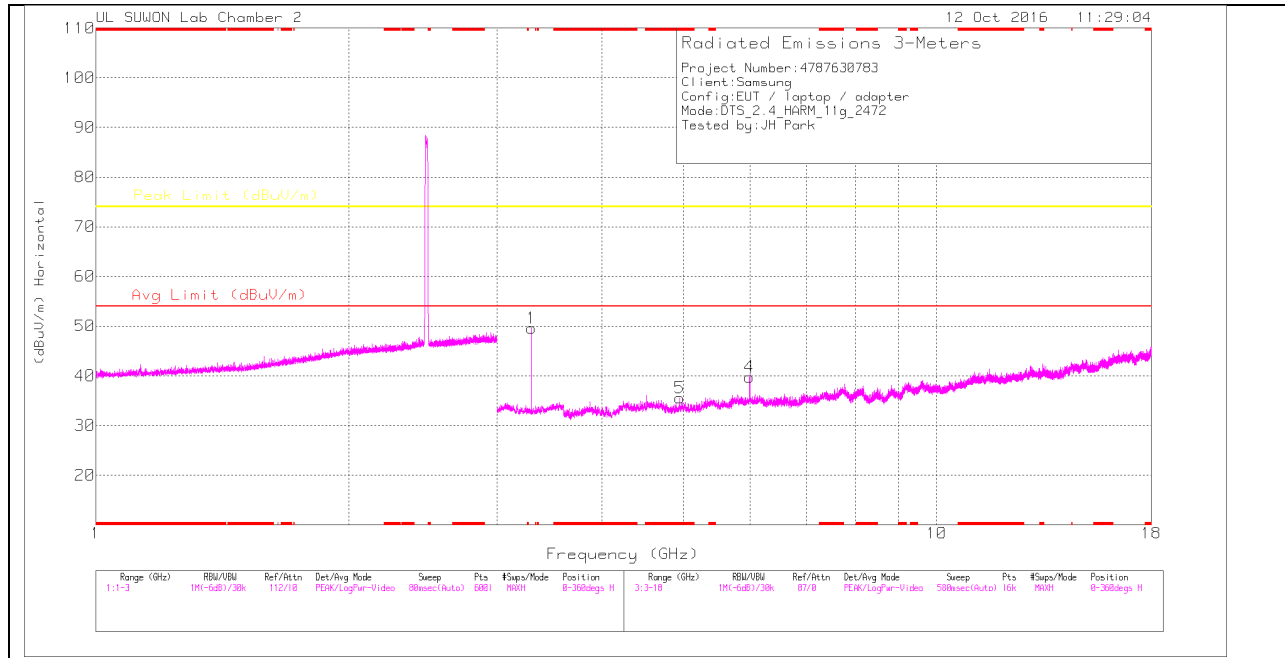
| Frequency (GHz) | Meter Reading (dBuV) | Det | 3117(0016 8724)_150 619 | Path_3 | DC Corr (dB) | Corrected Reading (dBuV/m) | Avg Limit (dBuV/m) | Margin (dB) | Peak Limit (dBuV/m) | Margin (dB) | Azimuth (Degs) | Height (cm) | Polarity |
|-----------------|----------------------|------|-------------------------|--------|--------------|----------------------------|--------------------|-------------|---------------------|-------------|----------------|-------------|----------|
| 3.289 | 43.14 | PK2 | 32.6 | -26.1 | 0 | 49.64 | - | - | 74 | -24.36 | 189 | 153 | H |
| 3.289 | 38.68 | MAv1 | 32.6 | -26.1 | 0 | 45.18 | - | - | - | - | 189 | 153 | H |
| 3.29 | 39.04 | PK2 | 32.6 | -26.1 | 0 | 45.54 | - | - | 74 | -28.46 | 246 | 325 | V |
| 3.289 | 30.2 | MAv1 | 32.6 | -26.1 | 0 | 36.7 | - | - | - | - | 246 | 325 | V |

* - indicates frequency in CFR15.205/IC7.2.2 Restricted Band

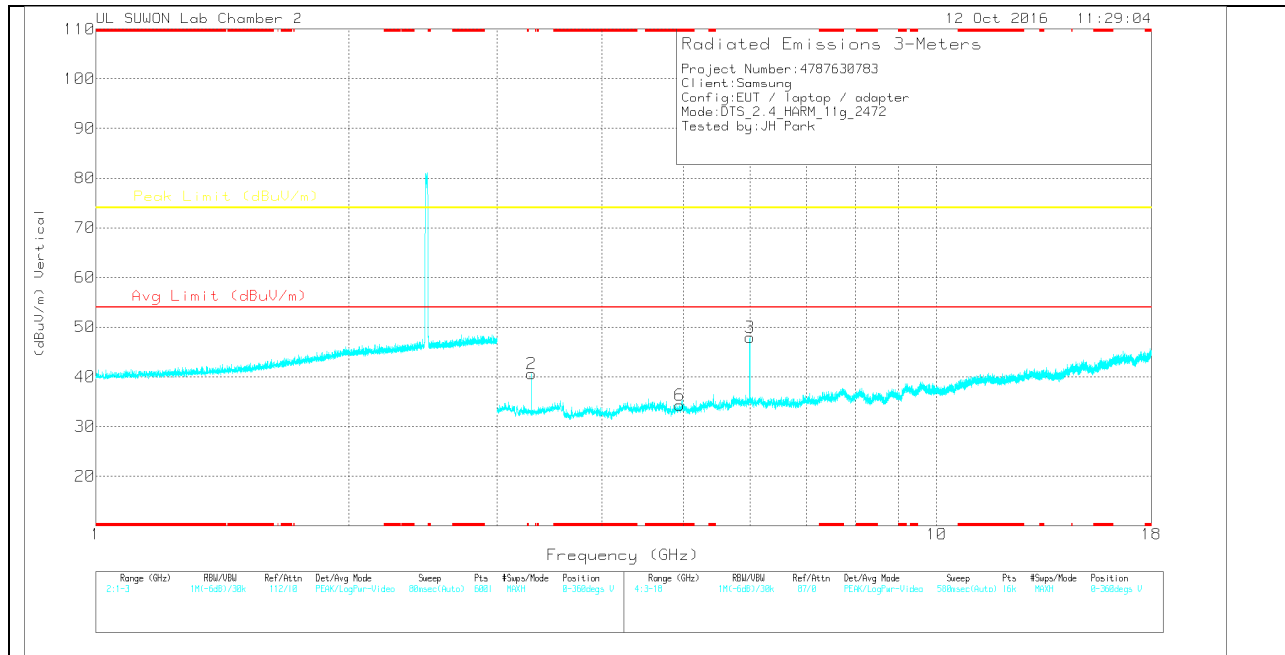
PK2 - KDB558074 Method: Maximum Peak

MAv1 - KDB558074 Option 1 Maximum RMS Average

13 CHANNEL HORIZONTAL



13 CHANNEL VERTICAL



Note: Emission was scanned up to 26GHz; No emissions were detected above the noise floor which was at least 20dB below the specification limit.

13 CHANNEL DATA

Trace Markers

| Marker | Frequency (GHz) | Meter Reading (dBuV) | Det | 3117(0016872 4)_150619 | Path_3 | DC Corr (dB) | Corrected Reading (dBuV/m) | Avg Limit (dBuV/m) | Margin (dB) | Peak Limit (dBuV/m) | Margin (dB) | Azimuth (Degs) | Height (cm) | Polarity |
|--------|-----------------|----------------------|-----|------------------------|--------|--------------|----------------------------|--------------------|-------------|---------------------|-------------|----------------|-------------|----------|
| 1 | 3.296 | 43.09 | PK | 32.6 | -26.1 | 0 | 49.59 | - | - | 74 | -24.41 | 0-360 | 150 | H |
| 4 | 5.989 | 28.79 | PK | 34.8 | -23.8 | 0 | 39.79 | - | - | 74 | -34.21 | 0-360 | 250 | H |
| 5 | * 4.944 | 26.76 | PK | 33.9 | -25.1 | 0 | 35.56 | - | - | 74 | -38.44 | 0-360 | 250 | H |
| 2 | 3.295 | 34.15 | PK | 32.6 | -26.1 | 0 | 40.65 | - | - | 74 | -33.35 | 0-360 | 250 | V |
| 3 | 5.998 | 36.93 | PK | 34.8 | -23.8 | 0 | 47.93 | - | - | 74 | -26.07 | 0-360 | 250 | V |
| 6 | * 4.944 | 25.55 | PK | 33.9 | -25.1 | 0 | 34.35 | - | - | 74 | -39.65 | 0-360 | 250 | V |

* - indicates frequency in CFR15.205/IC7.2.2 Restricted Band

PK – Peak Detector

Radiated Emissions

| Frequency (GHz) | Meter Reading (dBuV) | Det | 3117(0016 8724)_150 619 | Path_3 | DC Corr (dB) | Corrected Reading (dBuV/m) | Avg Limit (dBuV/m) | Margin (dB) | Peak Limit (dBuV/m) | Margin (dB) | Azimuth (Degs) | Height (cm) | Polarity |
|-----------------|----------------------|-----|-------------------------|--------|--------------|----------------------------|--------------------|-------------|---------------------|-------------|----------------|-------------|----------|
| 3.296 | 46.11 | PK2 | 32.6 | -26.1 | 0 | 52.61 | - | - | 74 | -21.39 | 336 | 197 | H |
| 3.296 | 42.72 | PK2 | 32.6 | -26.1 | 0 | 49.22 | - | - | 74 | -24.78 | 325 | 349 | V |

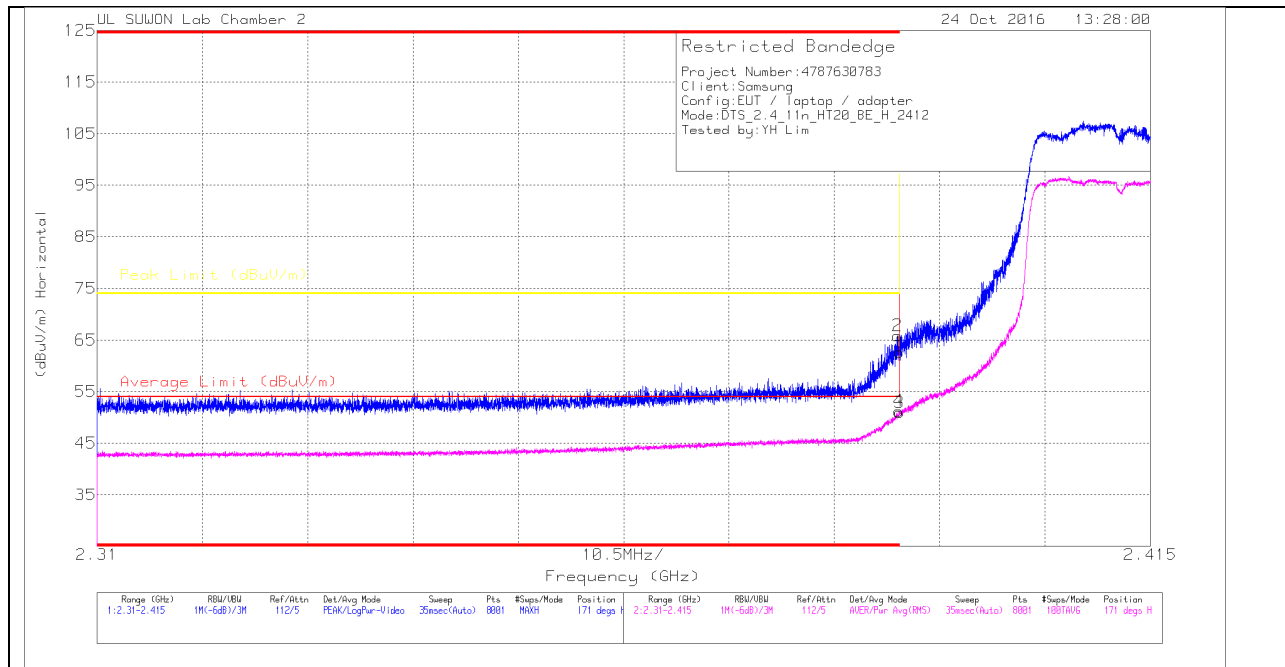
* - indicates frequency in CFR15.205/IC7.2.2 Restricted Band

PK2 - KDB558074 Method: Maximum Peak

11.2.3. TX ABOVE 1 GHz 802.11n HT20 2TX CDD MODE IN THE 2.4 GHz BAND

RESTRICTED BANDEDGE (1 CHANNEL)

HORIZONTAL PEAK AND AVERAGE PLOT



HORIZONTAL DATA

Trace Markers

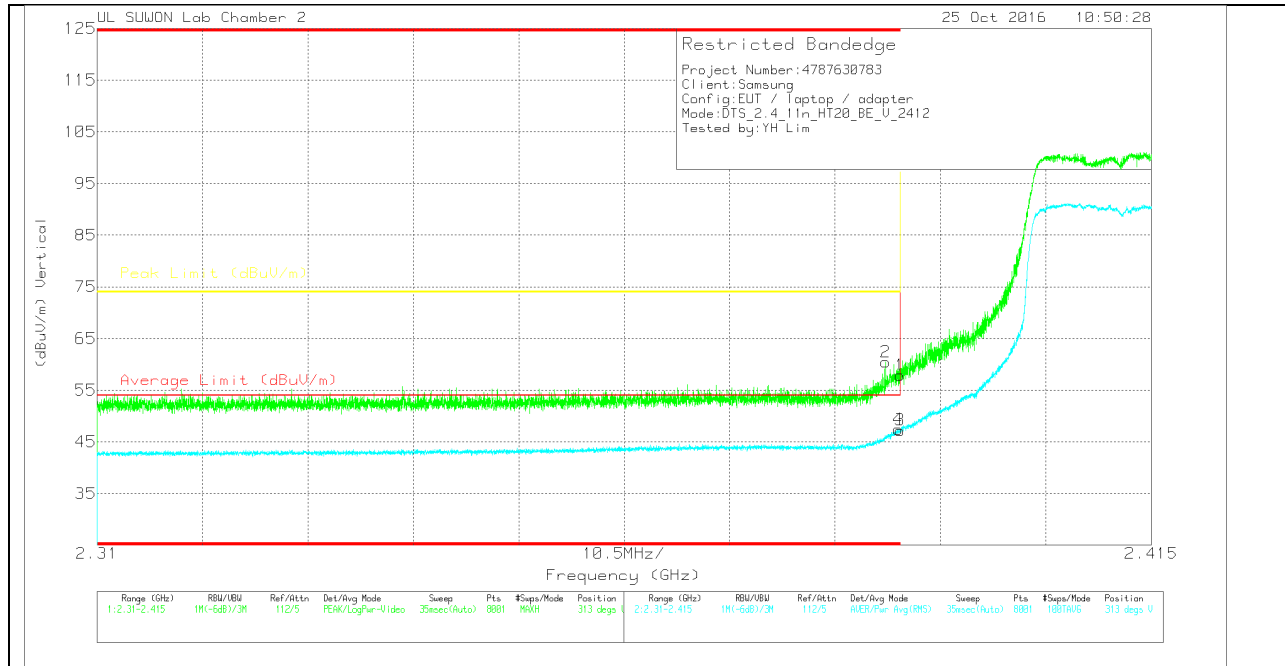
| Marker | Frequency (GHz) | Meter Reading (dBuV) | Det | 3117(001687 24)_150619 | Path_2_10dB | DC Corr (dB) | Corrected Reading (dBuV/m) | Average Limit (dBuV/m) | Margin (dB) | Peak Limit (dBuV/m) | PK Margin (dB) | Azimuth (Degs) | Height (cm) | Polarity |
|--------|-----------------|----------------------|-----|------------------------|-------------|--------------|----------------------------|------------------------|-------------|---------------------|----------------|----------------|-------------|----------|
| 1 | * 2.39 | 50.44 | Pk | 31.7 | -19.5 | 0 | 62.64 | - | - | 74 | -11.36 | 171 | 302 | H |
| 2 | * 2.39 | 53.65 | Pk | 31.7 | -19.5 | 0 | 65.85 | - | - | 74 | -8.15 | 171 | 302 | H |
| 3 | * 2.39 | 38.53 | RMS | 31.7 | -19.5 | .24 | 50.97 | 54 | -3.03 | - | - | 171 | 302 | H |
| 4 | * 2.39 | 38.79 | RMS | 31.7 | -19.5 | .24 | 51.23 | 54 | -2.77 | - | - | 171 | 302 | H |

* - indicates frequency in CFR15.205/IC7.2.2 Restricted Band

Pk - Peak detector

RMS - RMS detection

VERTICAL PEAK AND AVERAGE PLOT



VERTICAL DATA

Trace Markers

| Marker | Frequency (GHz) | Meter Reading (dBuV) | Det | 3117(001687 24)_150619 | Path_2_10dB | DC Corr (dB) | Corrected Reading (dBuV/m) | Average Limit (dBuV/m) | Margin (dB) | Peak Limit (dBuV/m) | PK Margin (dB) | Azimuth (Degs) | Height (cm) | Polarity |
|--------|-----------------|----------------------|-----|------------------------|-------------|--------------|----------------------------|------------------------|-------------|---------------------|----------------|----------------|-------------|----------|
| 1 | * 2.39 | 45.68 | Pk | 31.7 | -19.5 | 0 | 57.88 | - | - | 74 | -16.12 | 313 | 115 | V |
| 2 | * 2.389 | 48.24 | Pk | 31.7 | -19.5 | 0 | 60.44 | - | - | 74 | -13.56 | 313 | 115 | V |
| 3 | * 2.39 | 34.82 | RMS | 31.7 | -19.5 | .24 | 47.26 | 54 | -6.74 | - | - | 313 | 115 | V |
| 4 | * 2.39 | 34.99 | RMS | 31.7 | -19.5 | .24 | 47.43 | 54 | -6.57 | - | - | 313 | 115 | V |

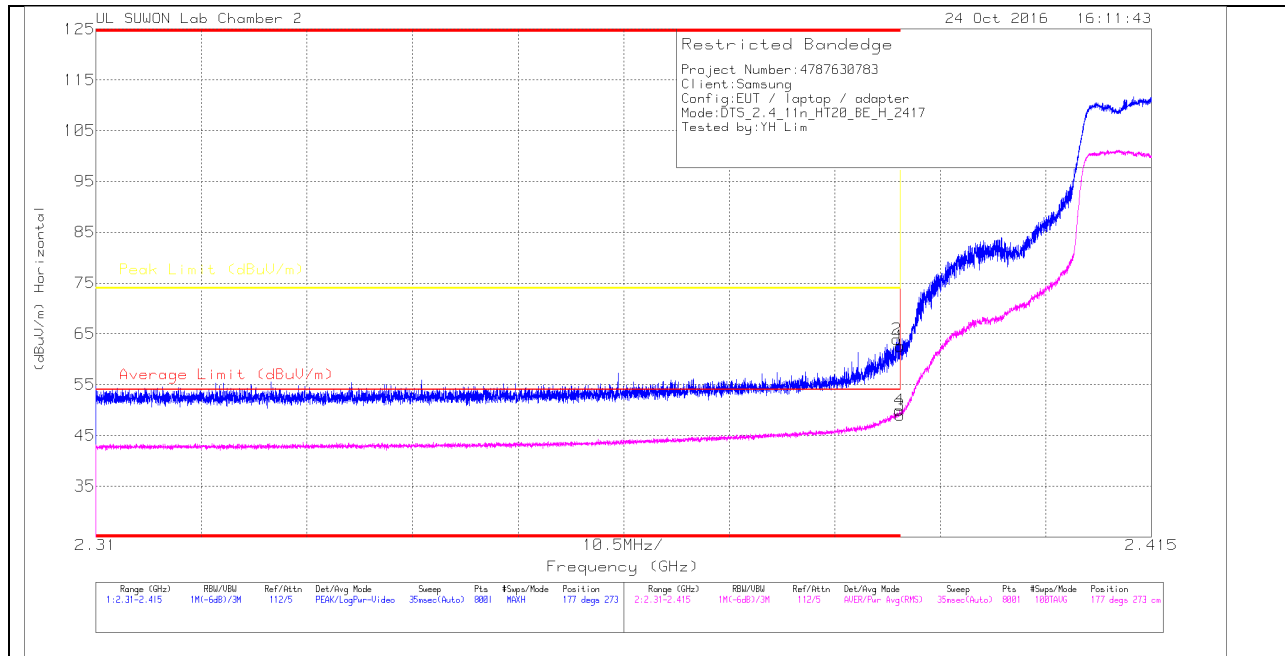
* - indicates frequency in CFR15.205/IC7.2.2 Restricted Band

Pk - Peak detector

RMS - RMS detection

RESTRICTED BANDEGE (2 CHANNEL)

HORIZONTAL PEAK AND AVERAGE PLOT



HORIZONTAL DATA

Trace Markers

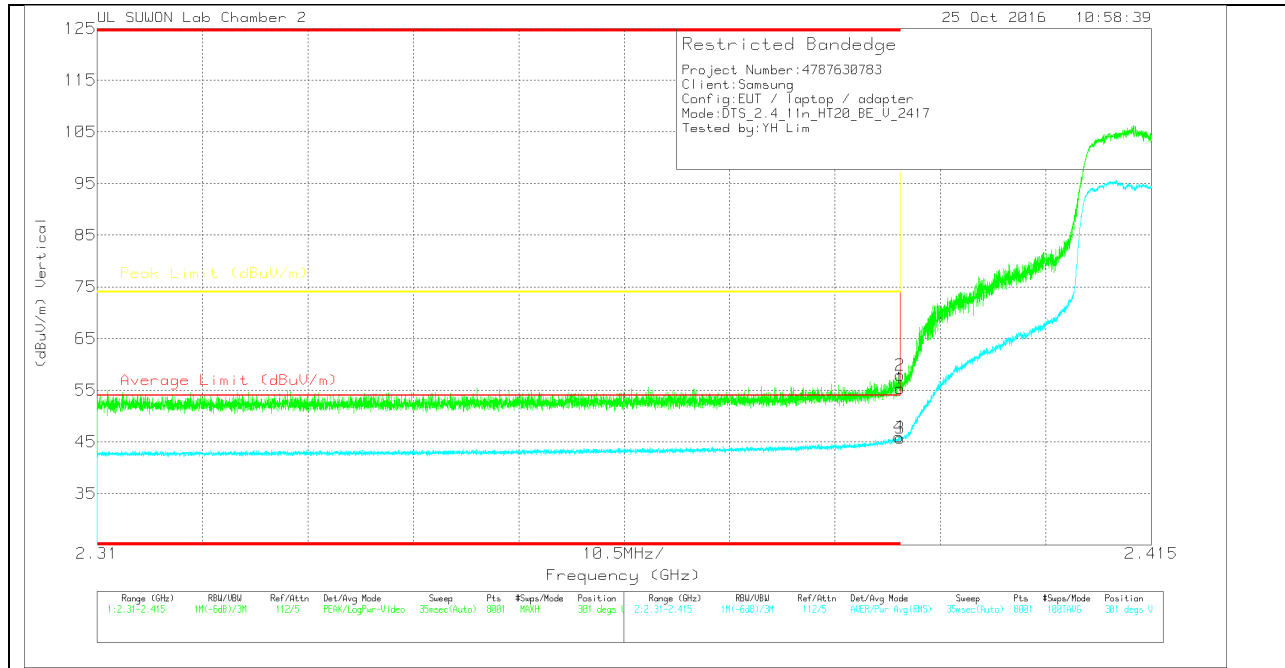
| Marker | Frequency (GHz) | Meter Reading (dBuV) | Det | 3117/001687 24_150619 | Path_2_10dB | DC Corr (dB) | Corrected Reading (dBuV/m) | Average Limit (dBuV/m) | Margin (dB) | Peak Limit (dBuV/m) | PK Margin (dB) | Azimuth (Degs) | Height (cm) | Polarity |
|--------|-----------------|----------------------|-----|-----------------------|-------------|--------------|----------------------------|------------------------|-------------|---------------------|----------------|----------------|-------------|----------|
| 1 | * 2.39 | 50.37 | Pk | 31.7 | -19.5 | 0 | 62.57 | - | - | 74 | -11.43 | 177 | 273 | H |
| 2 | * 2.39 | 51.73 | Pk | 31.7 | -19.5 | 0 | 63.93 | - | - | 74 | -10.07 | 177 | 273 | H |
| 3 | * 2.39 | 36.48 | RMS | 31.7 | -19.5 | -24 | 48.92 | 54 | -5.08 | - | - | 177 | 273 | H |
| 4 | * 2.39 | 37.57 | RMS | 31.7 | -19.5 | -24 | 50.01 | 54 | -3.99 | - | - | 177 | 273 | H |

* - indicates frequency in CFR15.205/IC7.2.2 Restricted Band

Pk - Peak detector

RMS - RMS detection

VERTICAL PEAK AND AVERAGE PLOT



VERTICAL DATA

Trace Markers

| Marker | Frequency (GHz) | Meter Reading (dBuV) | Det | 3117(001687 24)_150619 | Path_2_10dB | DC Corr (dB) | Corrected Reading (dBuV/m) | Average Limit (dBuV/m) | Margin (dB) | Peak Limit (dBuV/m) | PK Margin (dB) | Azimuth (Degs) | Height (cm) | Polarity |
|--------|-----------------|----------------------|-----|------------------------|-------------|--------------|----------------------------|------------------------|-------------|---------------------|----------------|----------------|-------------|----------|
| 1 | * 2.39 | 43.12 | Pk | 31.7 | -19.5 | 0 | 55.32 | - | - | 74 | -18.68 | 301 | 100 | V |
| 2 | * 2.39 | 45.7 | Pk | 31.7 | -19.5 | 0 | 57.9 | - | - | 74 | -16.1 | 301 | 100 | V |
| 3 | * 2.39 | 33.3 | RMS | 31.7 | -19.5 | .24 | 45.74 | 54 | -8.26 | - | - | 301 | 100 | V |
| 4 | * 2.39 | 33.53 | RMS | 31.7 | -19.5 | .24 | 45.97 | 54 | -8.03 | - | - | 301 | 100 | V |

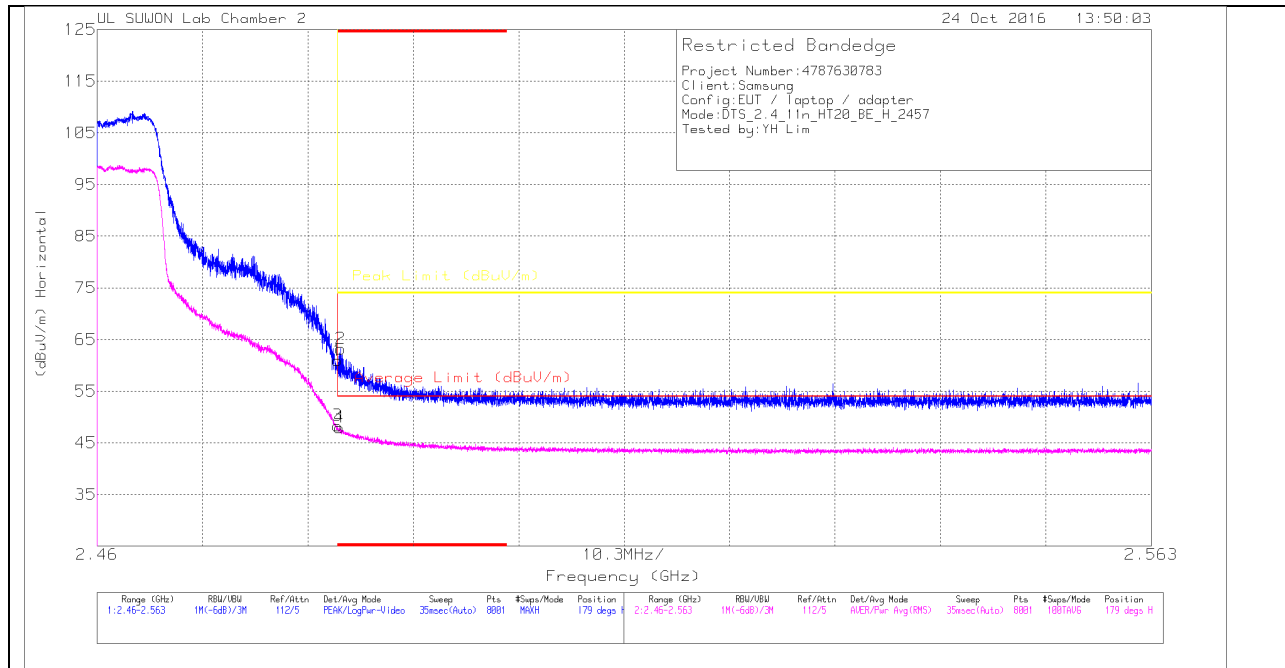
* - indicates frequency in CFR15.205/IC7.2.2 Restricted Band

Pk - Peak detector

RMS - RMS detection

AUTHORIZED BANDEDGE (10 CHANNEL)

HORIZONTAL PEAK AND AVERAGE PLOT



HORIZONTAL DATA

Trace Markers

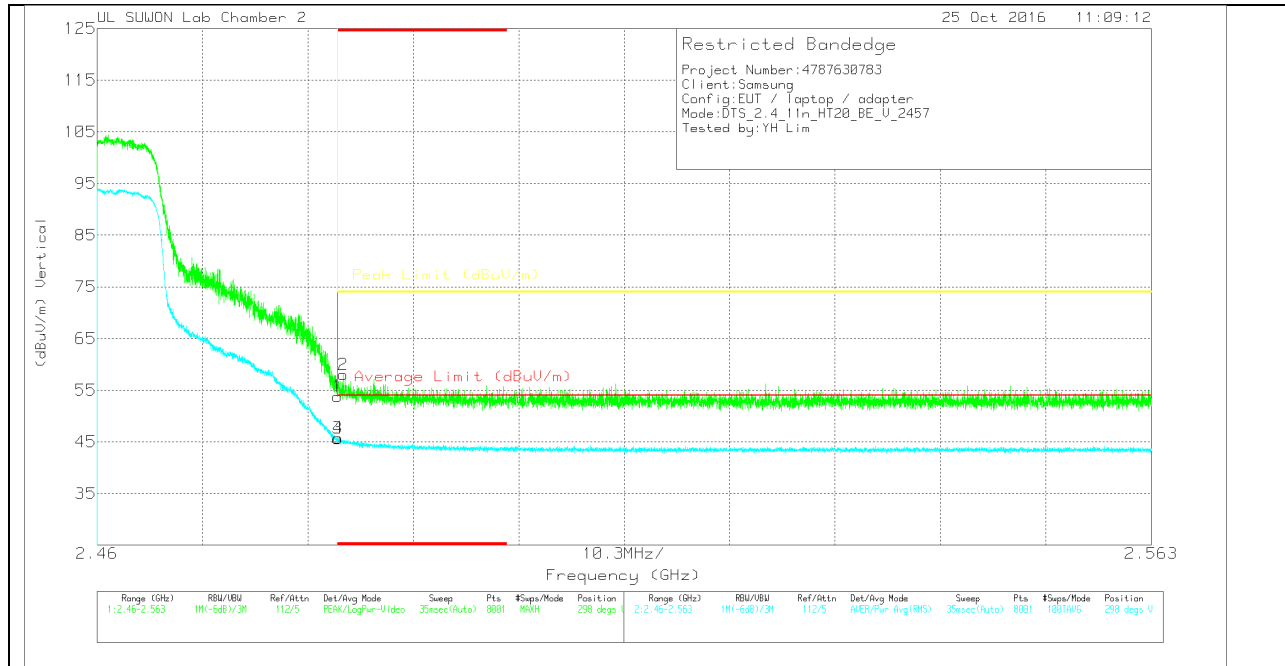
| Marker | Frequency (GHz) | Meter Reading (dBuV) | Det | 3117(001687 24)_150619 | Path_2_10dB | DC Corr (dB) | Corrected Reading (dBuV/m) | Average Limit (dBuV/m) | Margin (dB) | Peak Limit (dBuV/m) | PK Margin (dB) | Azimuth (Degs) | Height (cm) | Polarity |
|--------|-----------------|----------------------|-----|------------------------|-------------|--------------|----------------------------|------------------------|-------------|---------------------|----------------|----------------|-------------|----------|
| 1 | * 2.484 | 48.52 | Pk | | | 0 | 60.92 | - | - | 74 | -13.08 | 179 | 394 | H |
| 2 | * 2.484 | 50.82 | Pk | | | 0 | 63.22 | - | - | 74 | -10.78 | 179 | 394 | H |
| 3 | * 2.484 | 35.71 | RMS | | | .24 | 48.35 | 54 | -5.65 | - | - | 179 | 394 | H |
| 4 | * 2.484 | 35.35 | RMS | | | .24 | 47.99 | 54 | -6.01 | - | - | 179 | 394 | H |

* - indicates frequency in CFR15.205/IC7.2.2 Restricted Band

Pk - Peak detector

RMS - RMS detection

VERTICAL PEAK AND AVERAGE PLOT



VERTICAL DATA

Trace Markers

| Marker | Frequency (GHz) | Meter Reading (dBuV) | Det | 3117/001687 24_150619 | Path_2_10dB | DC Corr (dB) | Corrected Reading (dBuV/m) | Average Limit (dBuV/m) | Margin (dB) | Peak Limit (dBuV/m) | PK Margin (dB) | Azimuth (Degs) | Height (cm) | Polarity |
|--------|-----------------|----------------------|-----|-----------------------|-------------|--------------|----------------------------|------------------------|-------------|---------------------|----------------|----------------|-------------|----------|
| 1 | * 2.484 | 41.42 | Pk | 31.8 | -19.4 | 0 | 53.82 | - | - | 74 | -20.18 | 298 | 101 | V |
| 2 | * 2.484 | 45.6 | Pk | 31.8 | -19.4 | 0 | 58 | - | - | 74 | -16 | 298 | 101 | V |
| 3 | * 2.484 | 33.04 | RMS | 31.8 | -19.4 | .24 | 45.68 | 54 | -8.32 | - | - | 298 | 101 | V |
| 4 | * 2.484 | 33.11 | RMS | 31.8 | -19.4 | .24 | 45.75 | 54 | -8.25 | - | - | 298 | 101 | V |

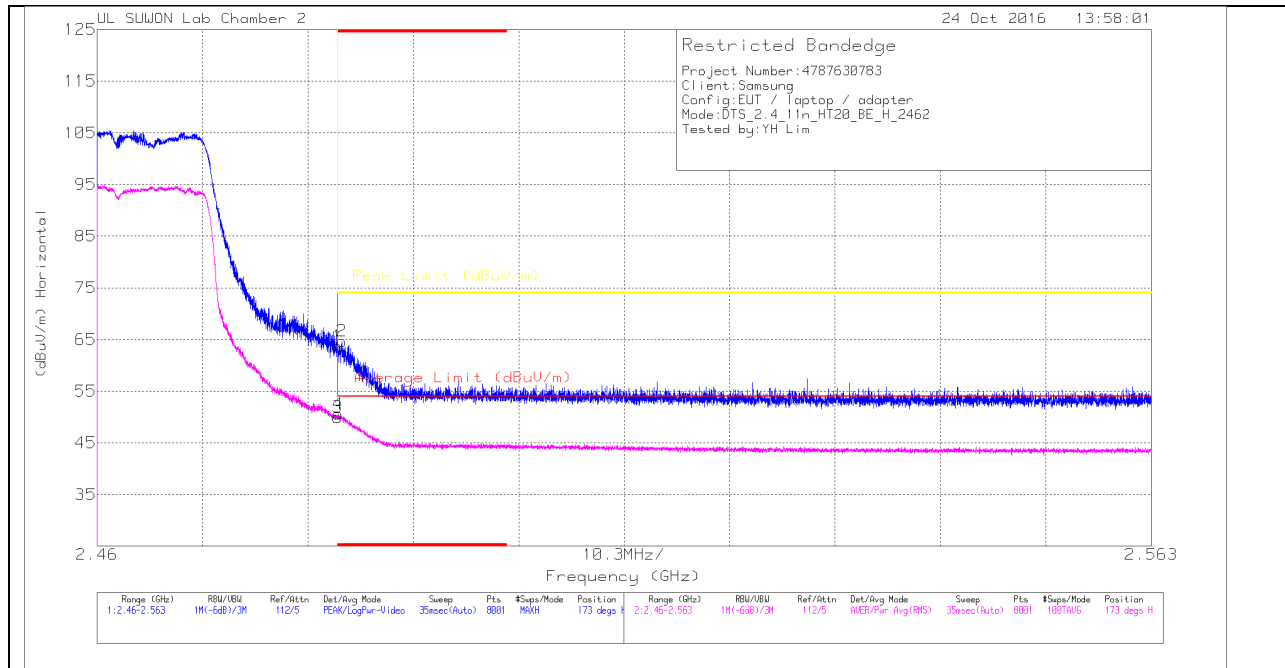
* - indicates frequency in CFR15.205/IC7.2.2 Restricted Band

Pk - Peak detector

RMS - RMS detection

AUTHORIZED BANDEDGE (11 CHANNEL)

HORIZONTAL PEAK AND AVERAGE PLOT



HORIZONTAL DATA

Trace Markers

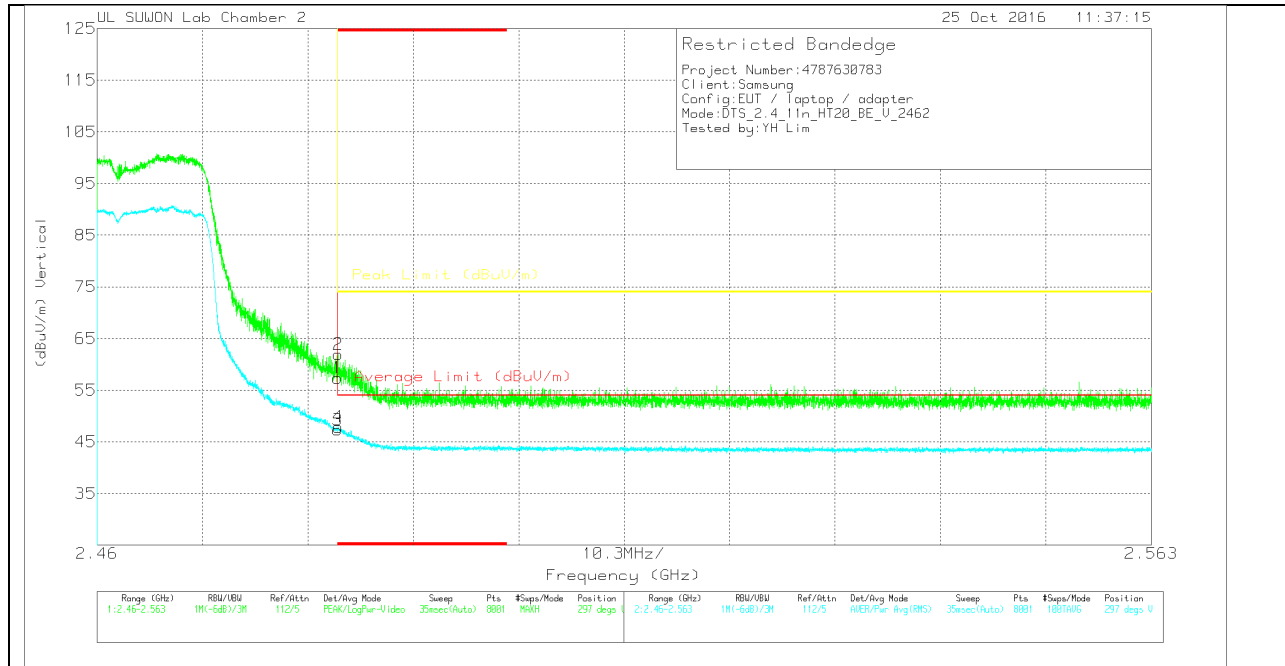
| Marker | Frequency (GHz) | Meter Reading (dBuV) | Det | 3117(001687 24)_150619 | Path_2_10dB | DC Corr (dB) | Corrected Reading (dBuV/m) | Average Limit (dBuV/m) | Margin (dB) | Peak Limit (dBuV/m) | PK Margin (dB) | Azimuth (Degs) | Height (cm) | Polarity |
|--------|-----------------|----------------------|-----|------------------------|-------------|--------------|----------------------------|------------------------|-------------|---------------------|----------------|----------------|-------------|----------|
| 1 | * 2.484 | 51.32 | Pk | 31.8 | -19.4 | 0 | 63.72 | - | - | 74 | -10.28 | 173 | 207 | H |
| 2 | * 2.484 | 52.27 | Pk | 31.8 | -19.4 | 0 | 64.67 | - | - | 74 | -9.33 | 173 | 207 | H |
| 3 | * 2.484 | 37.32 | RMS | 31.8 | -19.4 | .24 | 49.96 | 54 | -4.04 | - | - | 173 | 207 | H |
| 4 | * 2.484 | 37.96 | RMS | 31.8 | -19.4 | .24 | 50.6 | 54 | -3.4 | - | - | 173 | 207 | H |

* - indicates frequency in CFR15.205/IC7.2.2 Restricted Band

Pk - Peak detector

RMS - RMS detection

VERTICAL PEAK AND AVERAGE PLOT



VERTICAL DATA

Trace Markers

| Marker | Frequency (GHz) | Meter Reading (dBuV) | Det | 3117(001687 24)_150619 | Path_2_10dB | DC Corr (dB) | Corrected Reading (dBuV/m) | Average Limit (dBuV/m) | Margin (dB) | Peak Limit (dBuV/m) | PK Margin (dB) | Azimuth (Degs) | Height (cm) | Polarity |
|--------|-----------------|----------------------|-----|------------------------|-------------|--------------|----------------------------|------------------------|-------------|---------------------|----------------|----------------|-------------|----------|
| 1 | * 2.484 | 44.97 | Pk | 31.8 | -19.4 | 0 | 57.37 | - | - | 74 | -16.63 | 297 | 100 | V |
| 2 | * 2.484 | 49.54 | Pk | 31.8 | -19.4 | 0 | 61.94 | - | - | 74 | -12.06 | 297 | 100 | V |
| 3 | * 2.484 | 34.66 | RMS | 31.8 | -19.4 | .24 | 47.3 | 54 | -6.7 | - | - | 297 | 100 | V |
| 4 | * 2.484 | 35.24 | RMS | 31.8 | -19.4 | .24 | 47.88 | 54 | -6.12 | - | - | 297 | 100 | V |

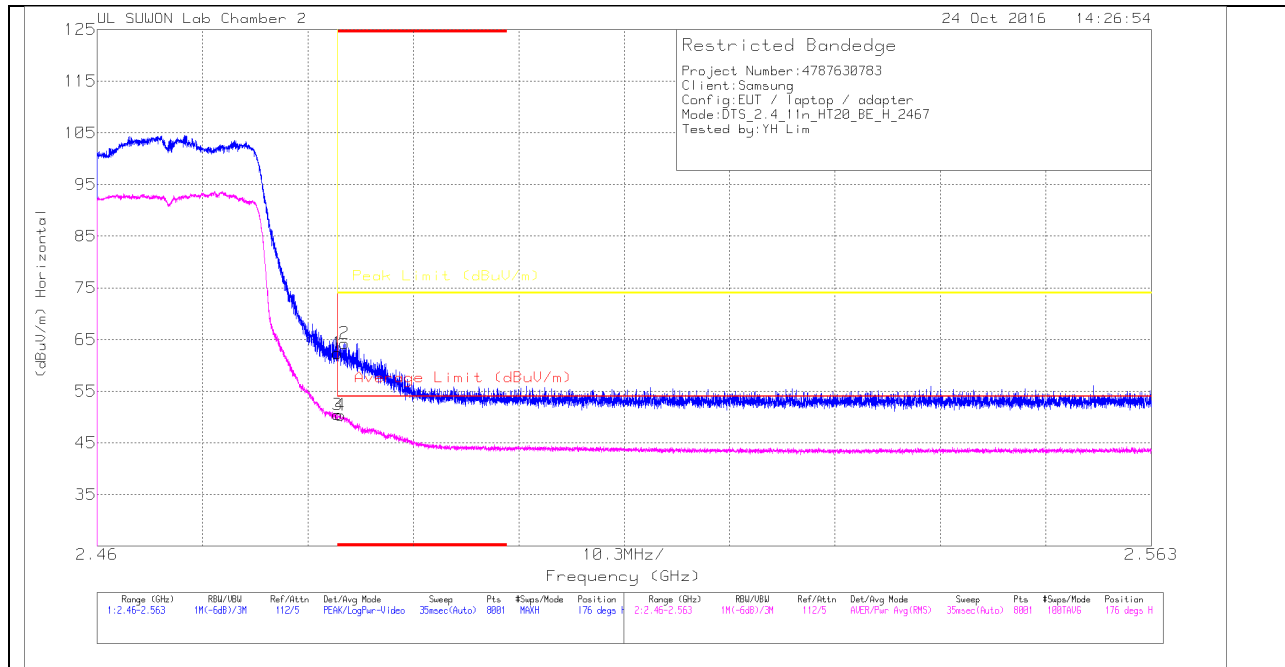
* - indicates frequency in CFR15.205/IC7.2.2 Restricted Band

Pk - Peak detector

RMS - RMS detection

AUTHORIZED BANDEDGE (12 CHANNEL)

HORIZONTAL PEAK AND AVERAGE PLOT



HORIZONTAL DATA

Trace Markers

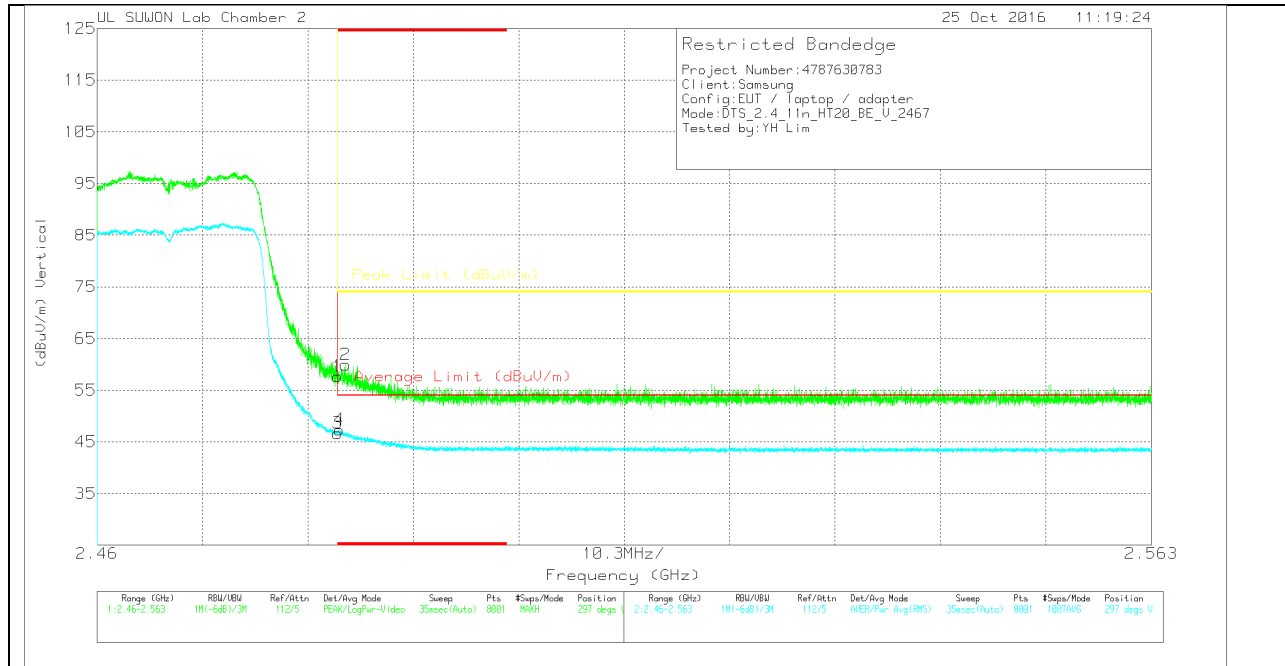
| Marker | Frequency (GHz) | Meter Reading (dBuV) | Det | 3117(001687 24)_150619 | Path_2_10dB | DC Corr (dB) | Corrected Reading (dBuV/m) | Average Limit (dBuV/m) | Margin (dB) | Peak Limit (dBuV/m) | PK Margin (dB) | Azimuth (Degs) | Height (cm) | Polarity |
|--------|-----------------|----------------------|-----|------------------------|-------------|--------------|----------------------------|------------------------|-------------|---------------------|----------------|----------------|-------------|----------|
| 1 | * 2.484 | 49.97 | Pk | 31.8 | -19.4 | 0 | 62.37 | - | - | 74 | -11.63 | 176 | 393 | H |
| 2 | * 2.484 | 51.88 | Pk | 31.8 | -19.4 | 0 | 64.28 | - | - | 74 | -9.72 | 176 | 393 | H |
| 3 | * 2.484 | 37.85 | RMS | 31.8 | -19.4 | .24 | 50.49 | 54 | -3.51 | - | - | 176 | 393 | H |
| 4 | * 2.484 | 37.76 | RMS | 31.8 | -19.4 | .24 | 50.4 | 54 | -3.6 | - | - | 176 | 393 | H |

* - indicates frequency in CFR15.205/IC7.2.2 Restricted Band

Pk - Peak detector

RMS - RMS detection

VERTICAL PEAK AND AVERAGE PLOT



VERTICAL DATA

Trace Markers

| Marker | Frequency (GHz) | Meter Reading (dBuV) | Det | 3117(001687 24)_150619 | Path_2_10dB | DC Corr (dB) | Corrected Reading (dBuV/m) | Average Limit (dBuV/m) | Margin (dB) | Peak Limit (dBuV/m) | PK Margin (dB) | Azimuth (Degs) | Height (cm) | Polarity |
|--------|-----------------|----------------------|-----|------------------------|-------------|--------------|----------------------------|------------------------|-------------|---------------------|----------------|----------------|-------------|----------|
| 1 | * 2.484 | 45.28 | Pk | 31.8 | -19.4 | 0 | 57.68 | - | - | 74 | -16.32 | 297 | 114 | V |
| 2 | * 2.484 | 47.54 | Pk | 31.8 | -19.4 | 0 | 59.94 | - | - | 74 | -14.06 | 297 | 114 | V |
| 3 | * 2.484 | 34.03 | RMS | 31.8 | -19.4 | .24 | 46.67 | 54 | -7.33 | - | - | 297 | 114 | V |
| 4 | * 2.484 | 34.7 | RMS | 31.8 | -19.4 | .24 | 47.34 | 54 | -6.66 | - | - | 297 | 114 | V |

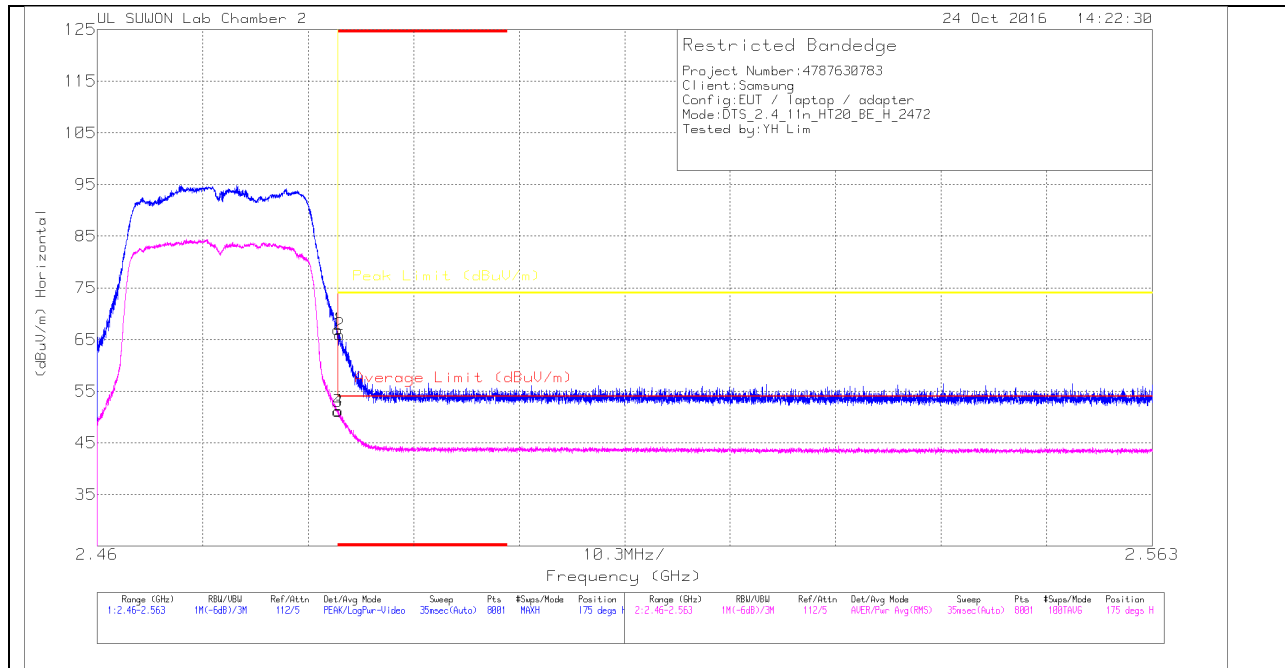
* - indicates frequency in CFR15.205/IC7.2.2 Restricted Band

Pk - Peak detector

RMS - RMS detection

AUTHORIZED BANDEDGE (13 CHANNEL)

HORIZONTAL PEAK AND AVERAGE PLOT



HORIZONTAL DATA

Trace Markers

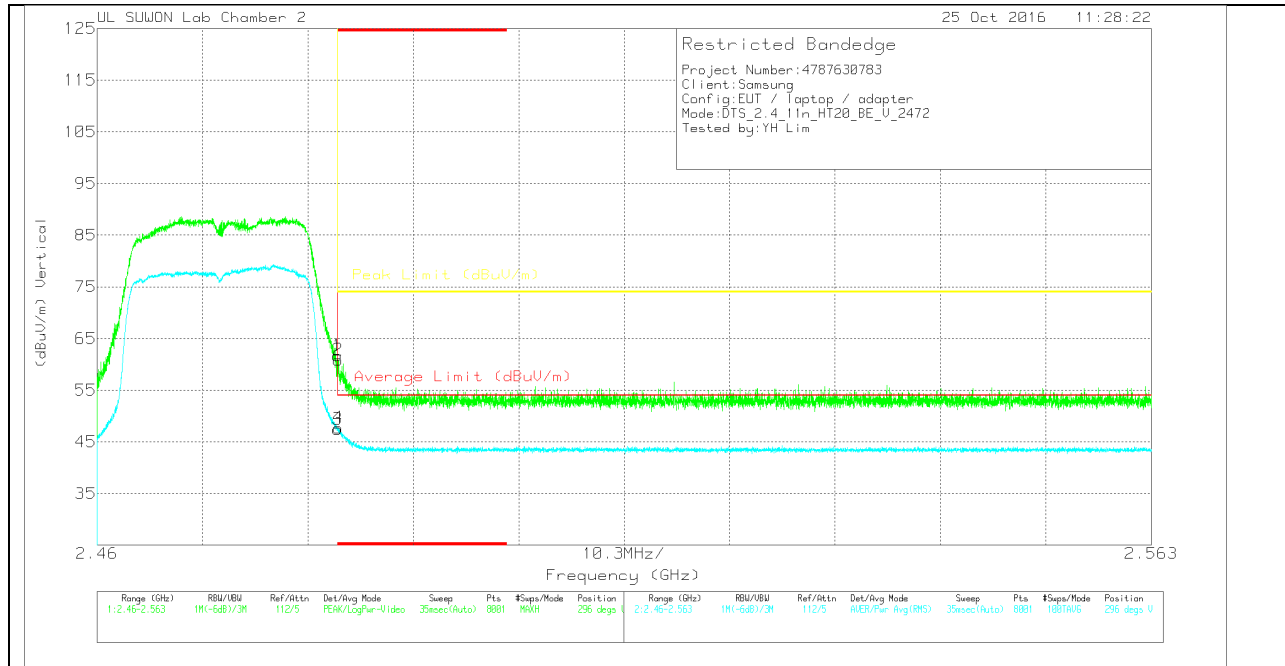
| Marker | Frequency (GHz) | Meter Reading (dBuV) | Det | 3117(001687 24)_150619 | Path_2_10dB | DC Corr (dB) | Corrected Reading (dBuV/m) | Average Limit (dBuV/m) | Margin (dB) | Peak Limit (dBuV/m) | PK Margin (dB) | Azimuth (Degs) | Height (cm) | Polarity |
|--------|-----------------|----------------------|-----|------------------------|-------------|--------------|----------------------------|------------------------|-------------|---------------------|----------------|----------------|-------------|----------|
| 1 | * 2.484 | 54.57 | Pk | 31.8 | -19.4 | 0 | 66.97 | - | - | 74 | -7.03 | 175 | 315 | H |
| 2 | * 2.484 | 53.56 | Pk | 31.8 | -19.4 | 0 | 65.96 | - | - | 74 | -8.04 | 175 | 315 | H |
| 3 | * 2.484 | 38.48 | RMS | 31.8 | -19.4 | .24 | 51.12 | 54 | -2.88 | - | - | 175 | 315 | H |
| 4 | * 2.484 | 38.58 | RMS | 31.8 | -19.4 | .24 | 51.22 | 54 | -2.78 | - | - | 175 | 315 | H |

* - indicates frequency in CFR15.205/IC7.2.2 Restricted Band

Pk - Peak detector

RMS - RMS detection

VERTICAL PEAK AND AVERAGE PLOT



VERTICAL DATA

Trace Markers

| Marker | Frequency (GHz) | Meter Reading (dBuV) | Det | 3117(001687 24)_150619 | Path_2_10dB | DC Corr (dB) | Corrected Reading (dBuV/m) | Average Limit (dBuV/m) | Margin (dB) | Peak Limit (dBuV/m) | PK Margin (dB) | Azimuth (Degs) | Height (cm) | Polarity |
|--------|-----------------|----------------------|-----|------------------------|-------------|--------------|----------------------------|------------------------|-------------|---------------------|----------------|----------------|-------------|----------|
| 1 | * 2.484 | 49.31 | Pk | 31.8 | -19.4 | 0 | 61.71 | - | - | 74 | -12.29 | 296 | 115 | V |
| 2 | * 2.484 | 48.46 | Pk | 31.8 | -19.4 | 0 | 60.86 | - | - | 74 | -13.14 | 296 | 115 | V |
| 3 | * 2.484 | 34.85 | RMS | 31.8 | -19.4 | .24 | 47.49 | 54 | -6.51 | - | - | 296 | 115 | V |
| 4 | * 2.484 | 35.1 | RMS | 31.8 | -19.4 | .24 | 47.74 | 54 | -6.26 | - | - | 296 | 115 | V |

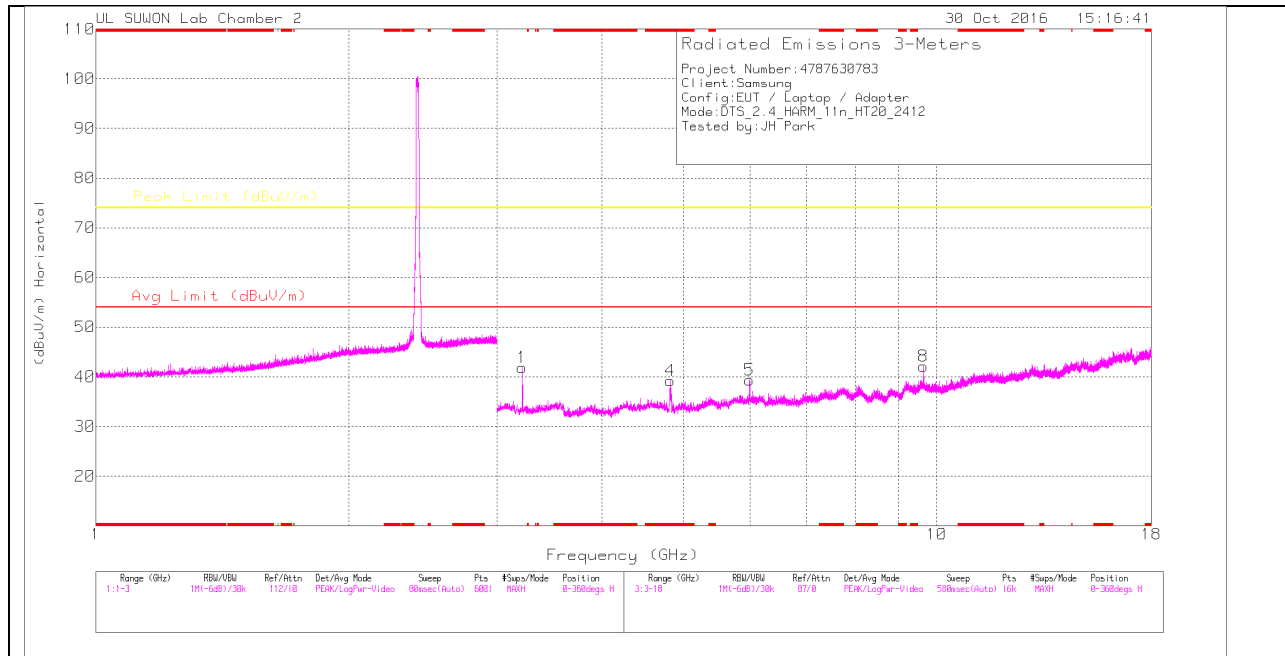
* - indicates frequency in CFR15.205/IC7.2.2 Restricted Band

Pk - Peak detector

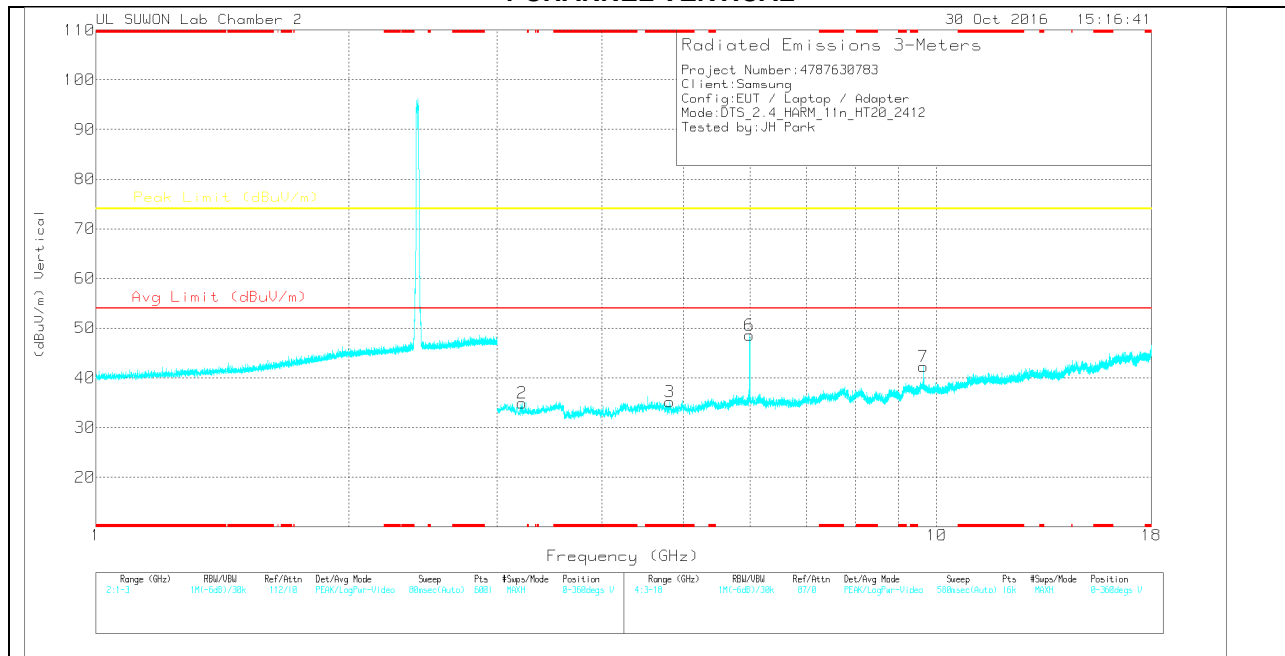
RMS - RMS detection

HARMONICS AND SPURIOUS EMISSIONS

1 CHANNEL HORIZONTAL



1 CHANNEL VERTICAL



Note: Emission was scanned up to 26GHz; No emissions were detected above the noise floor which was at least 20dB below the specification limit.

1 CHANNEL DATA

Trace Markers

| Marker | Frequency (GHz) | Meter Reading (dBuV) | Det | 3117(0016872 4)_150619 | Path_3 | DC Corr (dB) | Corrected Reading (dBuV/m) | Avg Limit (dBuV/m) | Margin (dB) | Peak Limit (dBuV/m) | Margin (dB) | Azimuth (Degs) | Height (cm) | Polarity |
|--------|-----------------|----------------------|-----|------------------------|--------|--------------|----------------------------|--------------------|-------------|---------------------|-------------|----------------|-------------|----------|
| 1 | 3.216 | 35.3 | PK | 32.6 | -26 | 0 | 41.9 | - | - | 74 | -32.1 | 0-360 | 250 | H |
| 4 | * 4.825 | 30.68 | PK | 33.9 | -25.3 | 0 | 39.28 | - | - | 74 | -34.72 | 0-360 | 250 | H |
| 5 | 5.988 | 28.36 | PK | 34.8 | -23.8 | 0 | 39.36 | - | - | 74 | -34.64 | 0-360 | 250 | H |
| 8 | 9.648 | 24.26 | PK | 36.9 | -19 | 0 | 42.16 | - | - | 74 | -31.84 | 0-360 | 250 | H |
| 2 | 3.216 | 28.33 | PK | 32.6 | -26 | 0 | 34.93 | - | - | 74 | -39.07 | 0-360 | 250 | V |
| 3 | * 4.816 | 26.53 | PK | 33.9 | -25.3 | 0 | 35.13 | - | - | 74 | -38.87 | 0-360 | 250 | V |
| 6 | 5.989 | 37.58 | PK | 34.8 | -23.8 | 0 | 48.58 | - | - | 74 | -25.42 | 0-360 | 150 | V |
| 7 | 9.648 | 24.32 | PK | 36.9 | -19 | 0 | 42.22 | - | - | 74 | -31.78 | 0-360 | 150 | V |

* - indicates frequency in CFR15.205/IC7.2.2 Restricted Band

PK – Peak Detector

Radiated Emissions

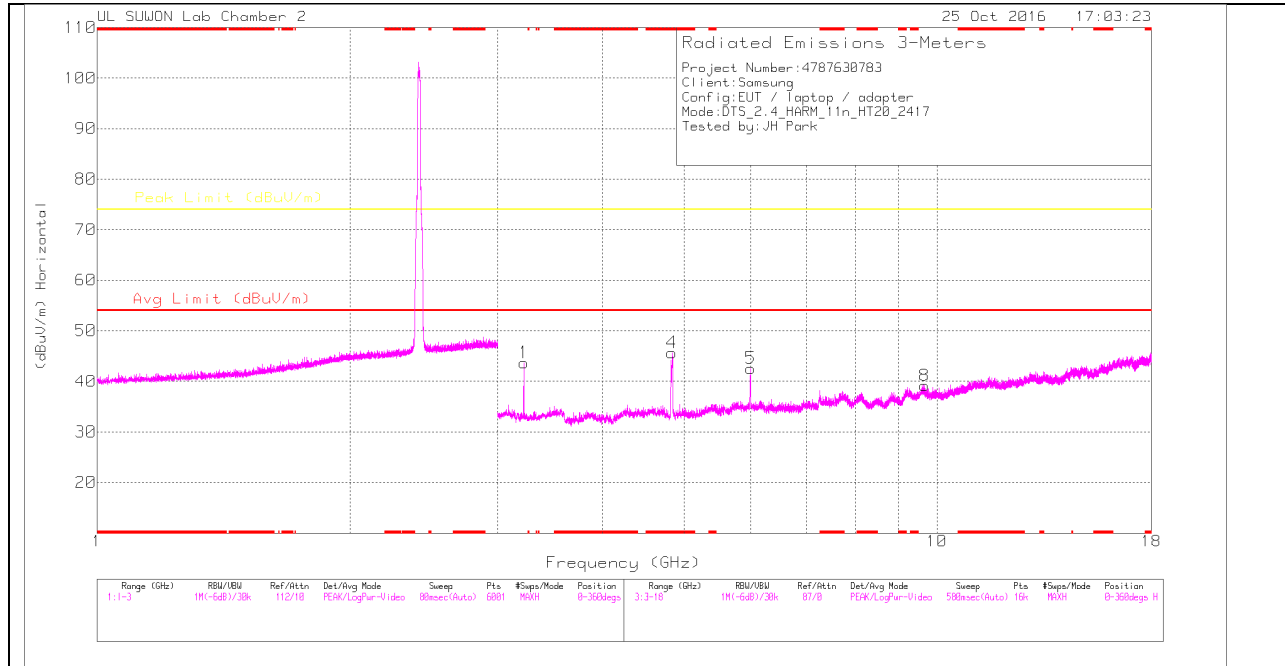
| Frequency (GHz) | Meter Reading (dBuV) | Det | 3117(0016872 4)_150619 | Path_3 | DC Corr (dB) | Corrected Reading (dBuV/m) | Avg Limit (dBuV/m) | Margin (dB) | Peak Limit (dBuV/m) | Margin (dB) | Azimuth (Degs) | Height (cm) | Polarity |
|-----------------|----------------------|------|------------------------|--------|--------------|----------------------------|--------------------|-------------|---------------------|-------------|----------------|-------------|----------|
| 3.216 | 40.63 | PK2 | 32.6 | -26 | 0 | 47.23 | - | - | 74 | -26.77 | 341 | 358 | H |
| 3.216 | 38.12 | PK2 | 32.6 | -26 | 0 | 44.72 | - | - | 74 | -29.28 | 222 | 114 | V |
| * 4.817 | 38.63 | PK2 | 33.9 | -25.3 | 0 | 47.23 | - | - | 74 | -26.77 | 126 | 100 | V |
| * 4.824 | 25.21 | MAv1 | 33.9 | -25.3 | .24 | 34.05 | 54 | -19.95 | - | - | 126 | 100 | V |
| * 4.828 | 41.38 | PK2 | 33.9 | -25.3 | 0 | 49.98 | - | - | 74 | -24.02 | 19 | 108 | H |
| * 4.825 | 28.05 | MAv1 | 33.9 | -25.3 | .24 | 36.89 | 54 | -17.11 | - | - | 19 | 108 | H |
| 9.648 | 33.18 | PK2 | 36.9 | -19 | 0 | 51.08 | - | - | 74 | -22.92 | 299 | 109 | H |
| 9.648 | 32.35 | PK2 | 36.9 | -19 | 0 | 50.25 | - | - | 74 | -23.75 | 49 | 132 | V |

* - indicates frequency in CFR15.205/IC7.2.2 Restricted Band

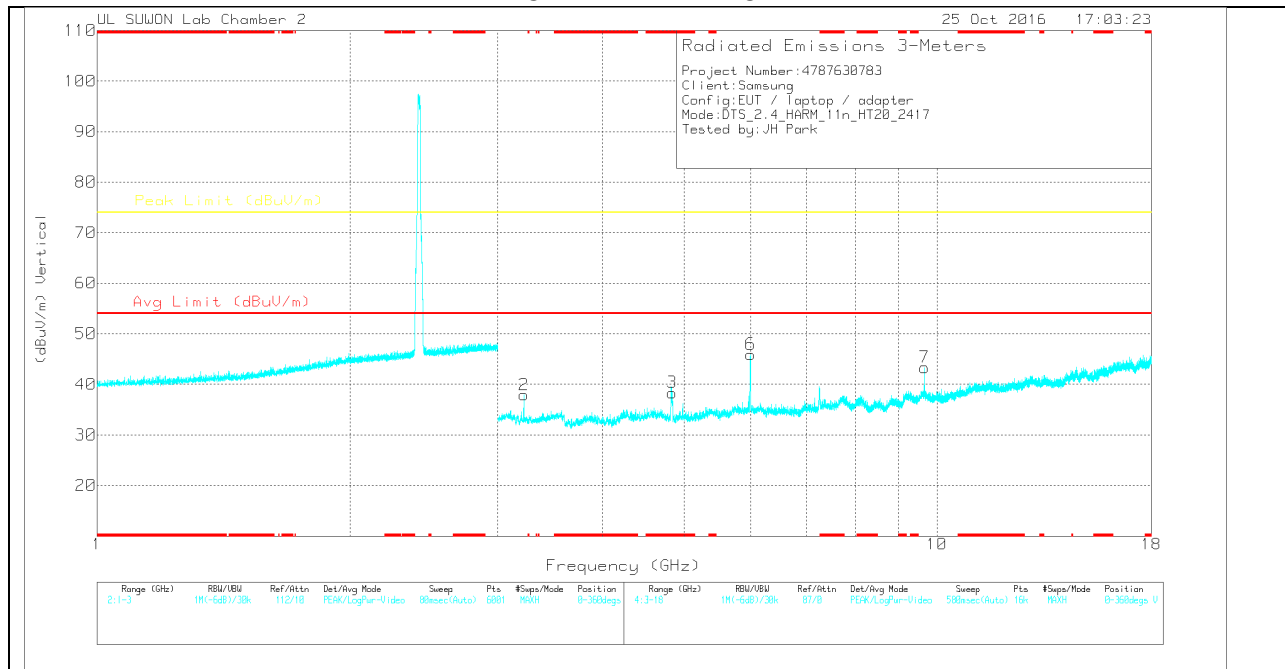
PK2 - KDB558074 Method: Maximum Peak

MAv1 - KDB558074 Option 1 Maximum RMS Average

2 CHANNEL HORIZONTAL



2 CHANNEL VERTICAL



Note: Emission was scanned up to 26GHz; No emissions were detected above the noise floor which was at least 20dB below the specification limit.

2 CHANNEL DATA

Trace Markers

| Marker | Frequency (GHz) | Meter Reading (dBuV) | Det | 3117(0016872 4)_150619 | Path_3 | DC Corr (dB) | Corrected Reading (dBuV/m) | Avg Limit (dBuV/m) | Margin (dB) | Peak Limit (dBuV/m) | Margin (dB) | Azimuth (Degs) | Height (cm) | Polarity |
|--------|-----------------|----------------------|-----|------------------------|--------|--------------|----------------------------|--------------------|-------------|---------------------|-------------|----------------|-------------|----------|
| 1 | 3.222 | 37.09 | PK | 32.6 | -26 | 0 | 43.69 | - | - | 74 | -30.31 | 0-360 | 150 | H |
| 4 | * 4.836 | 37.06 | PK | 33.9 | -25.3 | 0 | 45.66 | - | - | 74 | -28.34 | 0-360 | 250 | H |
| 5 | 5.998 | 31.58 | PK | 34.8 | -23.8 | 0 | 42.58 | - | - | 74 | -31.42 | 0-360 | 150 | H |
| 8 | 9.668 | 21.36 | PK | 36.9 | -19.1 | 0 | 39.16 | - | - | 74 | -34.84 | 0-360 | 250 | H |
| 2 | 3.222 | 31.33 | PK | 32.6 | -26 | 0 | 37.93 | - | - | 74 | -36.07 | 0-360 | 250 | V |
| 3 | * 4.837 | 29.76 | PK | 33.9 | -25.3 | 0 | 38.36 | - | - | 74 | -35.64 | 0-360 | 250 | V |
| 6 | 5.999 | 34.93 | PK | 34.8 | -23.8 | 0 | 45.93 | - | - | 74 | -28.07 | 0-360 | 150 | V |
| 7 | 9.668 | 25.55 | PK | 36.9 | -19.1 | 0 | 43.35 | - | - | 74 | -30.65 | 0-360 | 250 | V |

* - indicates frequency in CFR15.205/IC7.2.2 Restricted Band

PK – Peak Detector

Radiated Emissions

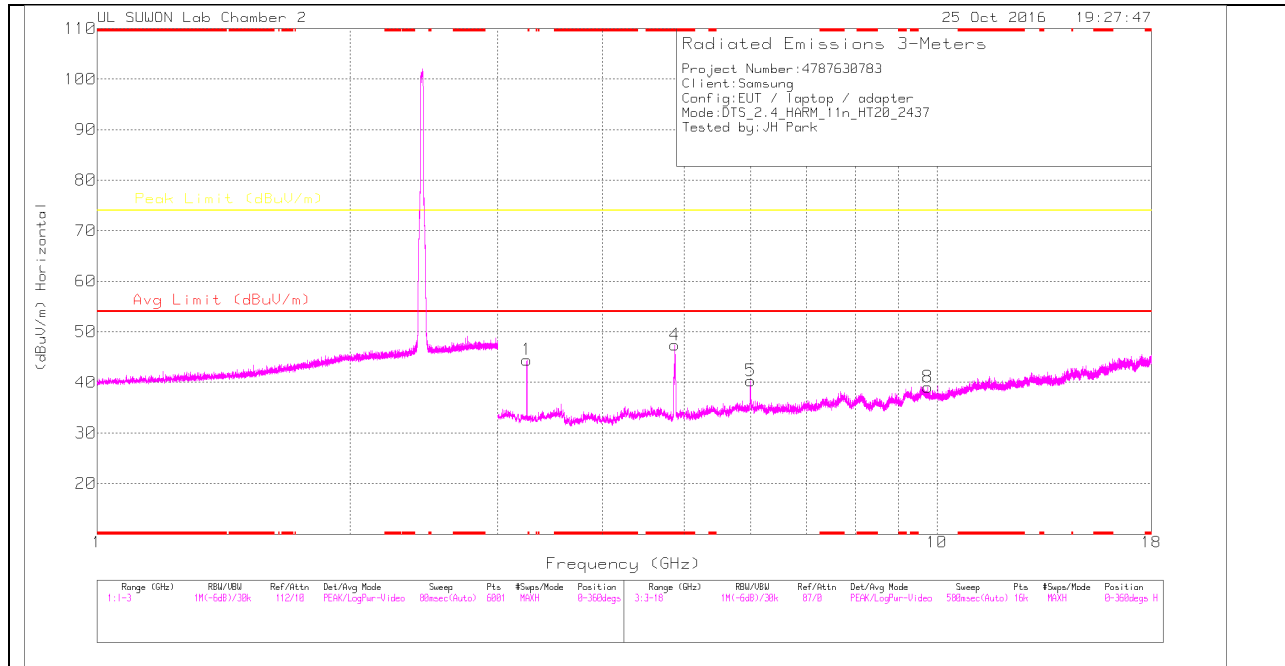
| Frequency (GHz) | Meter Reading (dBuV) | Det | 3117(0016 8724)_150 619 | Path_3 | DC Corr (dB) | Corrected Reading (dBuV/m) | Avg Limit (dBuV/m) | Margin (dB) | Peak Limit (dBuV/m) | Margin (dB) | Azimuth (Degs) | Height (cm) | Polarity |
|-----------------|----------------------|------|-------------------------|--------|--------------|----------------------------|--------------------|-------------|---------------------|-------------|----------------|-------------|----------|
| 3.223 | 42.32 | PK2 | 32.6 | -26 | 0 | 48.92 | - | - | 74 | -25.08 | 343 | 310 | H |
| 3.223 | 39.76 | PK2 | 32.6 | -26 | 0 | 46.36 | - | - | 74 | -27.64 | 293 | 292 | V |
| * 4.832 | 42.83 | PK2 | 33.9 | -25.3 | 0 | 51.43 | - | - | 74 | -22.57 | 67 | 101 | V |
| * 4.827 | 28.44 | MAv1 | 33.9 | -25.3 | .24 | 37.28 | 54 | -16.72 | - | - | 67 | 101 | V |
| * 4.827 | 48.23 | PK2 | 33.9 | -25.3 | 0 | 56.83 | - | - | 74 | -17.17 | 343 | 388 | H |
| * 4.842 | 35.76 | MAv1 | 33.9 | -25.3 | .24 | 44.6 | 54 | -9.4 | - | - | 343 | 388 | H |

* - indicates frequency in CFR15.205/IC7.2.2 Restricted Band

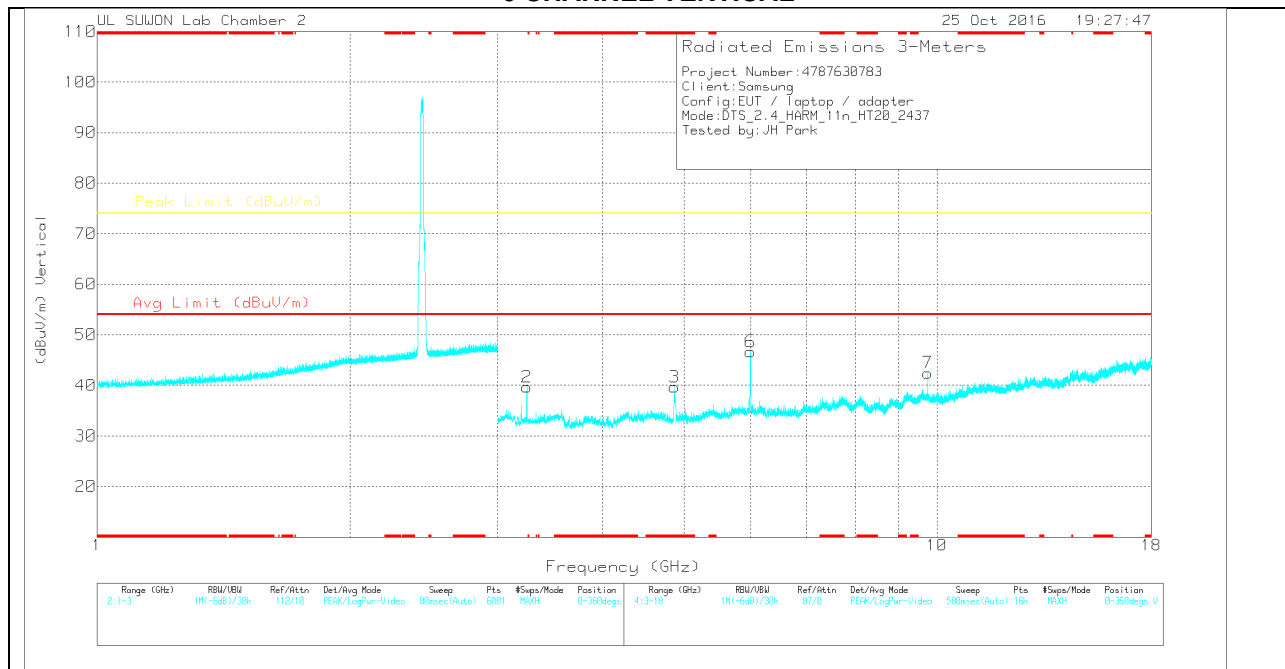
PK2 - KDB558074 Method: Maximum Peak

MAv1 - KDB558074 Option 1 Maximum RMS Average

6 CHANNEL HORIZONTAL



6 CHANNEL VERTICAL



Note: Emission was scanned up to 26GHz; No emissions were detected above the noise floor which was at least 20dB below the specification limit.

6 CHANNEL DATA

Trace Markers

| Marker | Frequency (GHz) | Meter Reading (dBuV) | Det | 3117(0016872 4)_150619 | Path_3 | DC Corr (dB) | Corrected Reading (dBuV/m) | Avg Limit (dBuV/m) | Margin (dB) | Peak Limit (dBuV/m) | Margin (dB) | Azimuth (Degs) | Height (cm) | Polarity |
|--------|-----------------|----------------------|-----|------------------------|--------|--------------|----------------------------|--------------------|-------------|---------------------|-------------|----------------|-------------|----------|
| 1 | 3.249 | 38.06 | PK | 32.6 | -26.2 | 0 | 44.46 | - | - | 74 | -29.54 | 0-360 | 250 | H |
| 4 | * 4.875 | 38.7 | PK | 33.9 | -25.2 | 0 | 47.4 | - | - | 74 | -26.6 | 0-360 | 150 | H |
| 5 | 5.999 | 29.33 | PK | 34.8 | -23.8 | 0 | 40.33 | - | - | 74 | -33.67 | 0-360 | 250 | H |
| 8 | 9.749 | 21.37 | PK | 37 | -19.3 | 0 | 39.07 | - | - | 74 | -34.93 | 0-360 | 250 | H |
| 2 | 3.249 | 33.25 | PK | 32.6 | -26.2 | 0 | 39.65 | - | - | 74 | -34.35 | 0-360 | 250 | V |
| 3 | * 4.869 | 30.98 | PK | 33.9 | -25.2 | 0 | 39.68 | - | - | 74 | -34.32 | 0-360 | 250 | V |
| 6 | 5.997 | 35.66 | PK | 34.8 | -23.8 | 0 | 46.66 | - | - | 74 | -27.34 | 0-360 | 150 | V |
| 7 | 9.749 | 24.77 | PK | 37 | -19.3 | 0 | 42.47 | - | - | 74 | -31.53 | 0-360 | 250 | V |

* - indicates frequency in CFR15.205/IC7.2.2 Restricted Band

PK – Peak Detector

Radiated Emissions

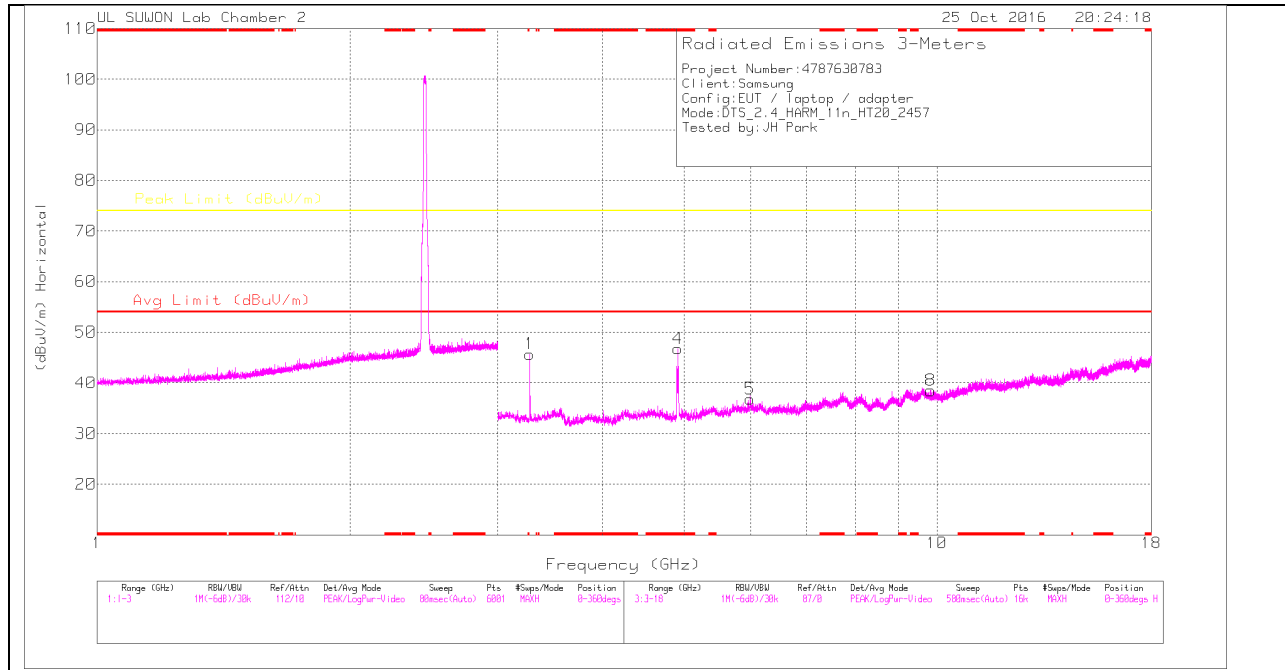
| Frequency (GHz) | Meter Reading (dBuV) | Det | 3117(0016 8724)_150 619 | Path_3 | DC Corr (dB) | Corrected Reading (dBuV/m) | Avg Limit (dBuV/m) | Margin (dB) | Peak Limit (dBuV/m) | Margin (dB) | Azimuth (Degs) | Height (cm) | Polarity |
|-----------------|----------------------|------|-------------------------|--------|--------------|----------------------------|--------------------|-------------|---------------------|-------------|----------------|-------------|----------|
| 3.25 | 43.41 | PK2 | 32.6 | -26.2 | 0 | 49.81 | - | - | 74 | -24.19 | 335 | 310 | H |
| 3.249 | 38.56 | PK2 | 32.6 | -26.2 | 0 | 44.96 | - | - | 74 | -29.04 | 9 | 108 | V |
| * 4.872 | 42.87 | PK2 | 33.9 | -25.2 | 0 | 51.57 | - | - | 74 | -22.43 | 68 | 101 | V |
| * 4.867 | 29.09 | MAv1 | 33.9 | -25.3 | .24 | 37.93 | 54 | -16.07 | - | - | 68 | 101 | V |
| * 4.879 | 48.71 | PK2 | 33.9 | -25.2 | 0 | 57.41 | - | - | 74 | -16.59 | 355 | 361 | H |
| * 4.879 | 34.46 | MAv1 | 33.9 | -25.2 | .24 | 43.4 | 54 | -10.6 | - | - | 355 | 361 | H |
| 9.748 | 32.02 | PK2 | 37 | -19.3 | 0 | 49.72 | - | - | 74 | -24.28 | 96 | 113 | H |
| 9.748 | 32.5 | PK2 | 37 | -19.3 | 0 | 50.2 | - | - | 74 | -23.8 | 201 | 312 | V |

* - indicates frequency in CFR15.205/IC7.2.2 Restricted Band

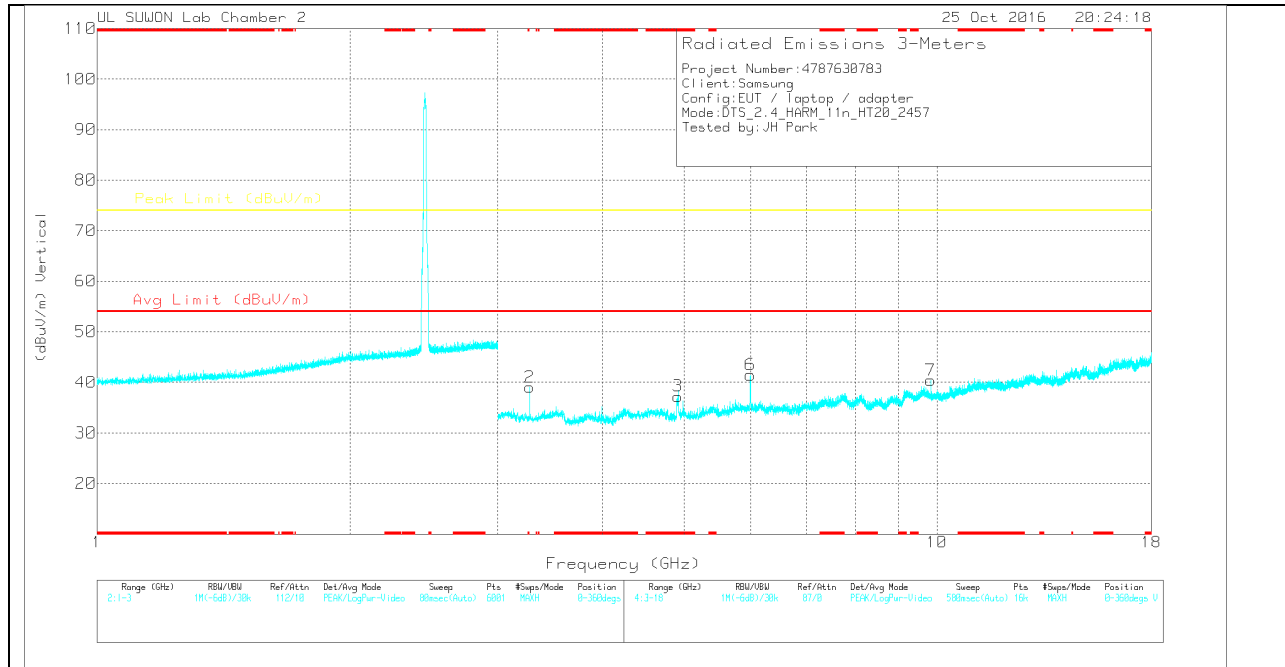
PK2 - KDB558074 Method: Maximum Peak

MAv1 - KDB558074 Option 1 Maximum RMS Average

10 CHANNEL HORIZONTAL



10 CHANNEL VERTICAL



Note: Emission was scanned up to 26GHz; No emissions were detected above the noise floor which was at least 20dB below the specification limit.

10 CHANNEL DATA

Trace Markers

| Marker | Frequency (GHz) | Meter Reading (dBuV) | Det | 3117(0016872 4)_150619 | Path_3 | DC Corr (dB) | Corrected Reading (dBuV/m) | Avg Limit (dBuV/m) | Margin (dB) | Peak Limit (dBuV/m) | Margin (dB) | Azimuth (Degs) | Height (cm) | Polarity |
|--------|-----------------|----------------------|-----|------------------------|--------|--------------|----------------------------|--------------------|-------------|---------------------|-------------|----------------|-------------|----------|
| 1 | 3.276 | 39.21 | PK | 32.6 | -26.1 | 0 | 45.71 | - | - | 74 | -28.29 | 0-360 | 150 | H |
| 4 | * 4.915 | 37.96 | PK | 33.9 | -25.1 | 0 | 46.76 | - | - | 74 | -27.24 | 0-360 | 150 | H |
| 5 | 5.994 | 25.83 | PK | 34.8 | -23.8 | 0 | 36.83 | - | - | 74 | -37.17 | 0-360 | 250 | H |
| 8 | 9.828 | 20.61 | PK | 37.1 | -19.2 | 0 | 38.51 | - | - | 74 | -35.49 | 0-360 | 250 | H |
| 2 | 3.276 | 32.54 | PK | 32.6 | -26.1 | 0 | 39.04 | - | - | 74 | -34.96 | 0-360 | 250 | V |
| 3 | * 4.914 | 28.44 | PK | 33.9 | -25.1 | 0 | 37.24 | - | - | 74 | -36.76 | 0-360 | 250 | V |
| 6 | 5.997 | 30.48 | PK | 34.8 | -23.8 | 0 | 41.48 | - | - | 74 | -32.52 | 0-360 | 250 | V |
| 7 | 9.828 | 22.49 | PK | 37.1 | -19.2 | 0 | 40.39 | - | - | 74 | -33.61 | 0-360 | 250 | V |

* - indicates frequency in CFR15.205/IC7.2.2 Restricted Band

PK – Peak Detector

Radiated Emissions

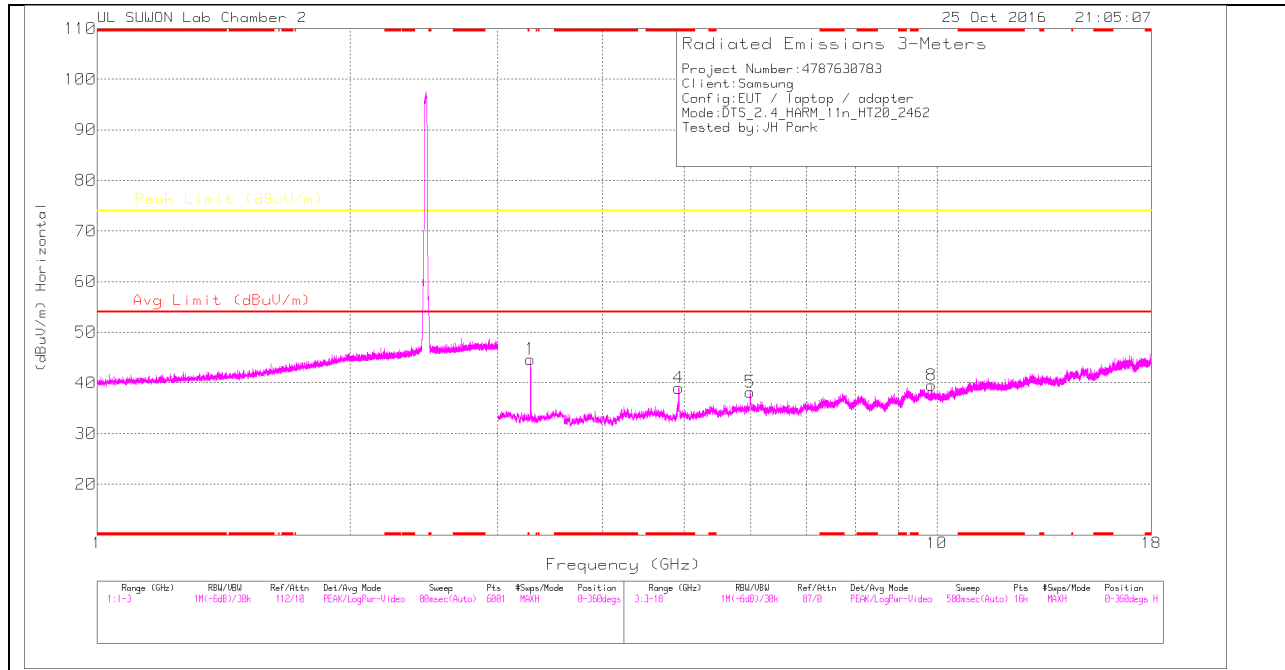
| Frequency (GHz) | Meter Reading (dBuV) | Det | 3117(0016 8724)_150 619 | Path_3 | DC Corr (dB) | Corrected Reading (dBuV/m) | Avg Limit (dBuV/m) | Margin (dB) | Peak Limit (dBuV/m) | Margin (dB) | Azimuth (Degs) | Height (cm) | Polarity |
|-----------------|----------------------|------|-------------------------|--------|--------------|----------------------------|--------------------|-------------|---------------------|-------------|----------------|-------------|----------|
| 3.276 | 43.79 | PK2 | 32.6 | -26.1 | 0 | 50.29 | - | - | 74 | -23.71 | 333 | 198 | H |
| 3.276 | 40.08 | PK2 | 32.6 | -26.1 | 0 | 46.58 | - | - | 74 | -27.42 | 255 | 379 | V |
| * 4.906 | 40.17 | PK2 | 33.9 | -25.2 | 0 | 48.87 | - | - | 74 | -25.13 | 70 | 131 | V |
| * 4.906 | 27.02 | MAv1 | 33.9 | -25.2 | .24 | 35.96 | 54 | -18.04 | - | - | 70 | 131 | V |
| * 4.919 | 48.54 | PK2 | 33.9 | -25.1 | 0 | 57.34 | - | - | 74 | -16.66 | 357 | 373 | H |
| * 4.918 | 32.82 | MAv1 | 33.9 | -25.1 | .24 | 41.86 | 54 | -12.14 | - | - | 357 | 373 | H |

* - indicates frequency in CFR15.205/IC7.2.2 Restricted Band

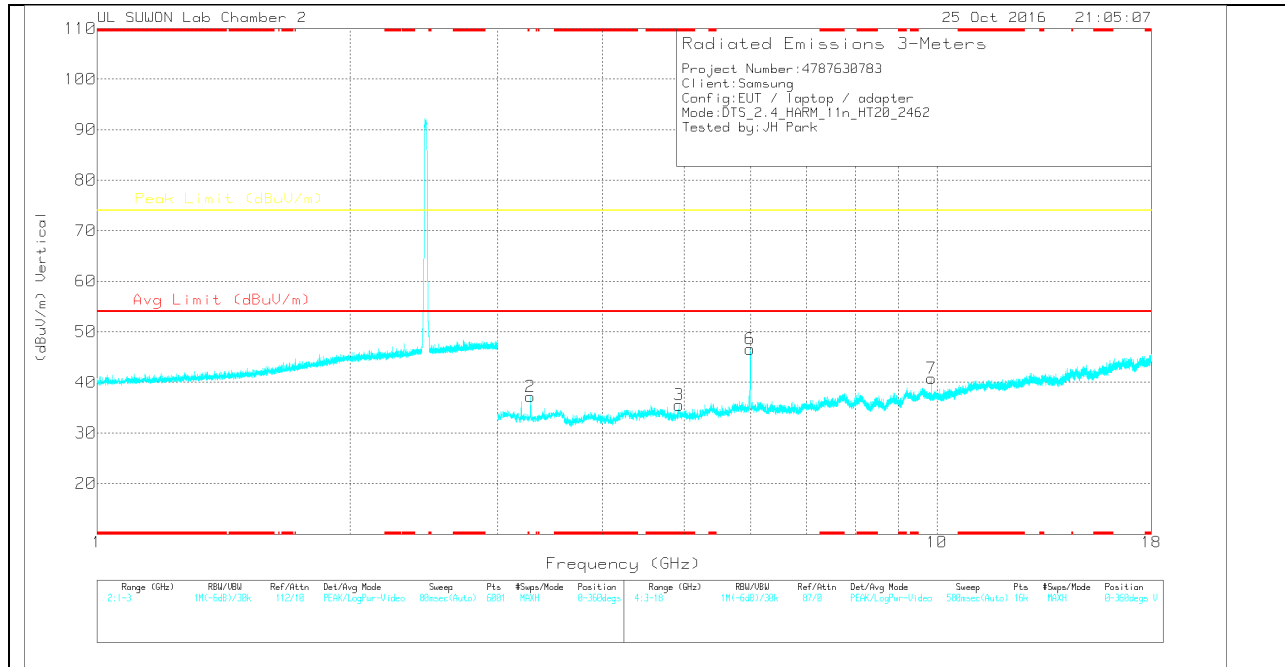
PK2 - KDB558074 Method: Maximum Peak

MAv1 - KDB558074 Option 1 Maximum RMS Average

11 CHANNEL HORIZONTAL



11 CHANNEL VERTICAL



Note: Emission was scanned up to 26GHz; No emissions were detected above the noise floor which was at least 20dB below the specification limit.

11 CHANNEL DATA

Trace Markers

| Marker | Frequency (GHz) | Meter Reading (dBuV) | Det | 3117(0016872 4)_150619 | Path_3 | DC Corr (dB) | Corrected Reading (dBuV/m) | Avg Limit (dBuV/m) | Margin (dB) | Peak Limit (dBuV/m) | Margin (dB) | Azimuth (Degs) | Height (cm) | Polarity |
|--------|-----------------|----------------------|-----|------------------------|--------|--------------|----------------------------|--------------------|-------------|---------------------|-------------|----------------|-------------|----------|
| 1 | 3.282 | 38.19 | PK | 32.6 | -26.1 | 0 | 44.69 | - | - | 74 | -29.31 | 0-360 | 150 | H |
| 4 | * 4.927 | 30.21 | PK | 33.9 | -25.1 | 0 | 39.01 | - | - | 74 | -34.99 | 0-360 | 250 | H |
| 5 | 5.993 | 27.2 | PK | 34.8 | -23.8 | 0 | 38.2 | - | - | 74 | -35.8 | 0-360 | 150 | H |
| 8 | 9.848 | 21.66 | PK | 37.1 | -19.2 | 0 | 39.56 | - | - | 74 | -34.44 | 0-360 | 250 | H |
| 2 | 3.282 | 30.67 | PK | 32.6 | -26.1 | 0 | 37.17 | - | - | 74 | -36.83 | 0-360 | 250 | V |
| 3 | * 4.935 | 26.72 | PK | 33.9 | -25.1 | 0 | 35.52 | - | - | 74 | -38.48 | 0-360 | 250 | V |
| 6 | 5.989 | 35.59 | PK | 34.8 | -23.8 | 0 | 46.59 | - | - | 74 | -27.41 | 0-360 | 150 | V |
| 7 | 9.848 | 22.9 | PK | 37.1 | -19.2 | 0 | 40.8 | - | - | 74 | -33.2 | 0-360 | 250 | V |

* - indicates frequency in CFR15.205/IC7.2.2 Restricted Band

PK – Peak Detector

Radiated Emissions

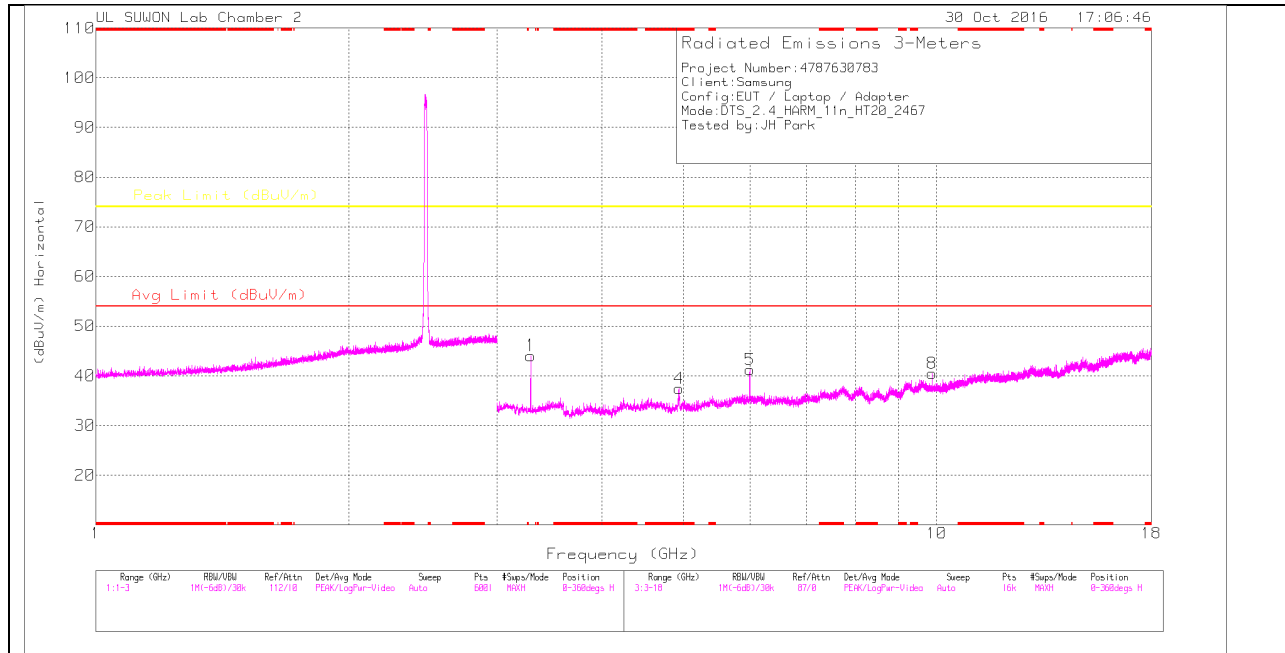
| Frequency (GHz) | Meter Reading (dBuV) | Det | 3117(0016 8724)_150 619 | Path_3 | DC Corr (dB) | Corrected Reading (dBuV/m) | Avg Limit (dBuV/m) | Margin (dB) | Peak Limit (dBuV/m) | Margin (dB) | Azimuth (Degs) | Height (cm) | Polarity |
|-----------------|----------------------|------|-------------------------|--------|--------------|----------------------------|--------------------|-------------|---------------------|-------------|----------------|-------------|----------|
| 3.283 | 42.89 | PK2 | 32.6 | -26.1 | 0 | 49.39 | - | - | 74 | -24.61 | 333 | 179 | H |
| 3.283 | 38.89 | PK2 | 32.6 | -26.1 | 0 | 45.39 | - | - | 74 | -28.61 | 7 | 391 | V |
| * 4.933 | 37.63 | PK2 | 33.9 | -25.1 | 0 | 46.43 | - | - | 74 | -27.57 | 75 | 335 | V |
| * 4.93 | 24.76 | MAv1 | 33.9 | -25.1 | .24 | 33.8 | 54 | -20.2 | - | - | 75 | 335 | V |
| * 4.929 | 43.08 | PK2 | 33.9 | -25.1 | 0 | 51.88 | - | - | 74 | -22.12 | 348 | 389 | H |
| * 4.929 | 29.32 | MAv1 | 33.9 | -25.1 | .24 | 38.36 | 54 | -15.64 | - | - | 348 | 389 | H |

* - indicates frequency in CFR15.205/IC7.2.2 Restricted Band

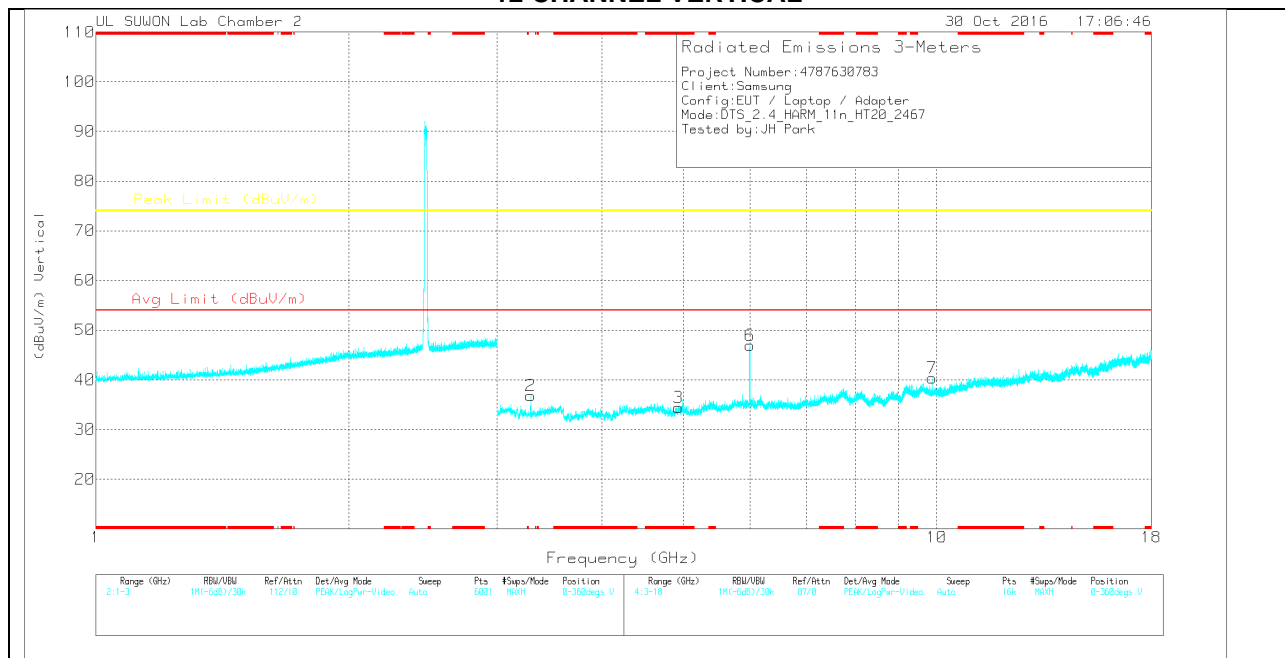
PK2 - KDB558074 Method: Maximum Peak

MAv1 - KDB558074 Option 1 Maximum RMS Average

12 CHANNEL HORIZONTAL



12 CHANNEL VERTICAL



Note: Emission was scanned up to 26GHz; No emissions were detected above the noise floor which was at least 20dB below the specification limit.

12 CHANNEL DATA

Trace Markers

| Marker | Frequency (GHz) | Meter Reading (dBuV) | Det | 3117(00168724)_150619 | Path_3 | DC Corr (dB) | Corrected Reading (dBuV/m) | Avg Limit (dBuV/m) | Margin (dB) | Peak Limit (dBuV/m) | Margin (dB) | Azimuth (Degs) | Height (cm) | Polarity |
|--------|-----------------|----------------------|-----|-----------------------|--------|--------------|----------------------------|--------------------|-------------|---------------------|-------------|----------------|-------------|----------|
| 1 | 3.289 | 37.59 | PK | 32.6 | -26.1 | 0 | 44.09 | - | - | 74 | -29.91 | 0-360 | 150 | H |
| 4 | * 4.935 | 28.67 | PK | 33.9 | -25.1 | 0 | 37.47 | - | - | 74 | -36.53 | 0-360 | 250 | H |
| 5 | 5.998 | 30.23 | PK | 34.8 | -23.8 | 0 | 41.23 | - | - | 74 | -32.77 | 0-360 | 250 | H |
| 8 | 9.868 | 22.58 | PK | 37.1 | -19.2 | 0 | 40.48 | - | - | 74 | -33.52 | 0-360 | 250 | H |
| 2 | 3.289 | 30.38 | PK | 32.6 | -26.1 | 0 | 36.88 | - | - | 74 | -37.12 | 0-360 | 250 | V |
| 3 | * 4.934 | 25.61 | PK | 33.9 | -25.1 | 0 | 34.41 | - | - | 74 | -39.59 | 0-360 | 150 | V |
| 6 | 5.997 | 35.94 | PK | 34.8 | -23.8 | 0 | 46.94 | - | - | 74 | -27.06 | 0-360 | 250 | V |
| 7 | 9.868 | 22.5 | PK | 37.1 | -19.2 | 0 | 40.4 | - | - | 74 | -33.6 | 0-360 | 250 | V |

* - indicates frequency in CFR15.205/IC7.2.2 Restricted Band

PK – Peak Detector

Radiated Emissions

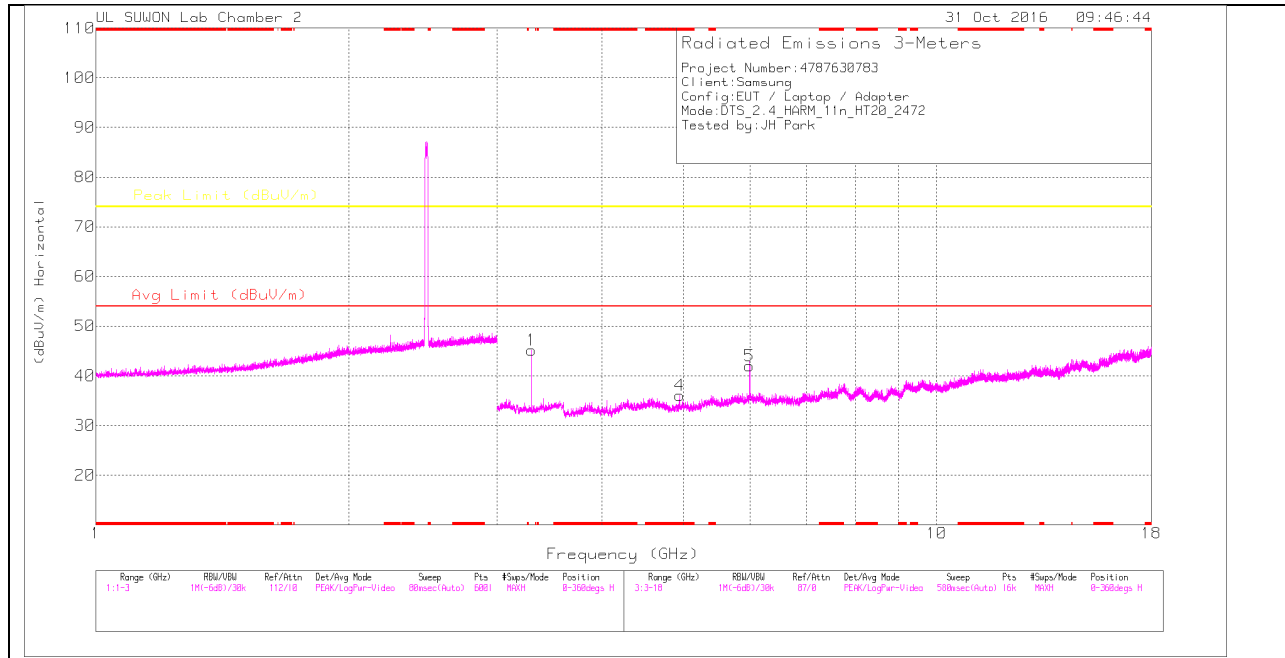
| Frequency (GHz) | Meter Reading (dBuV) | Det | 3117(00168724)_150619 | Path_3 | DC Corr (dB) | Corrected Reading (dBuV/m) | Avg Limit (dBuV/m) | Margin (dB) | Peak Limit (dBuV/m) | Margin (dB) | Azimuth (Degs) | Height (cm) | Polarity |
|-----------------|----------------------|------|-----------------------|--------|--------------|----------------------------|--------------------|-------------|---------------------|-------------|----------------|-------------|----------|
| 3.289 | 42.59 | PK2 | 32.6 | -26.1 | 0 | 49.09 | - | - | 74 | -24.91 | 346 | 103 | H |
| 3.285 | 38.56 | PK2 | 32.6 | -26.1 | 0 | 45.06 | - | - | 74 | -28.94 | 227 | 137 | V |
| * 4.943 | 37.89 | PK2 | 33.9 | -25.1 | 0 | 46.69 | - | - | 74 | -27.31 | 122 | 381 | V |
| * 4.934 | 26.41 | MAv1 | 33.9 | -25.1 | .24 | 35.45 | 54 | -18.55 | - | - | 122 | 381 | V |
| * 4.934 | 38.76 | PK2 | 33.9 | -25.1 | 0 | 47.56 | - | - | 74 | -26.44 | 52 | 281 | H |
| * 4.934 | 27.85 | MAv1 | 33.9 | -25.1 | .24 | 36.89 | 54 | -17.11 | - | - | 52 | 281 | H |
| 9.868 | 32.56 | PK2 | 37.1 | -19.2 | 0 | 50.46 | - | - | 74 | -23.54 | 302 | 253 | H |

* - indicates frequency in CFR15.205/IC7.2.2 Restricted Band

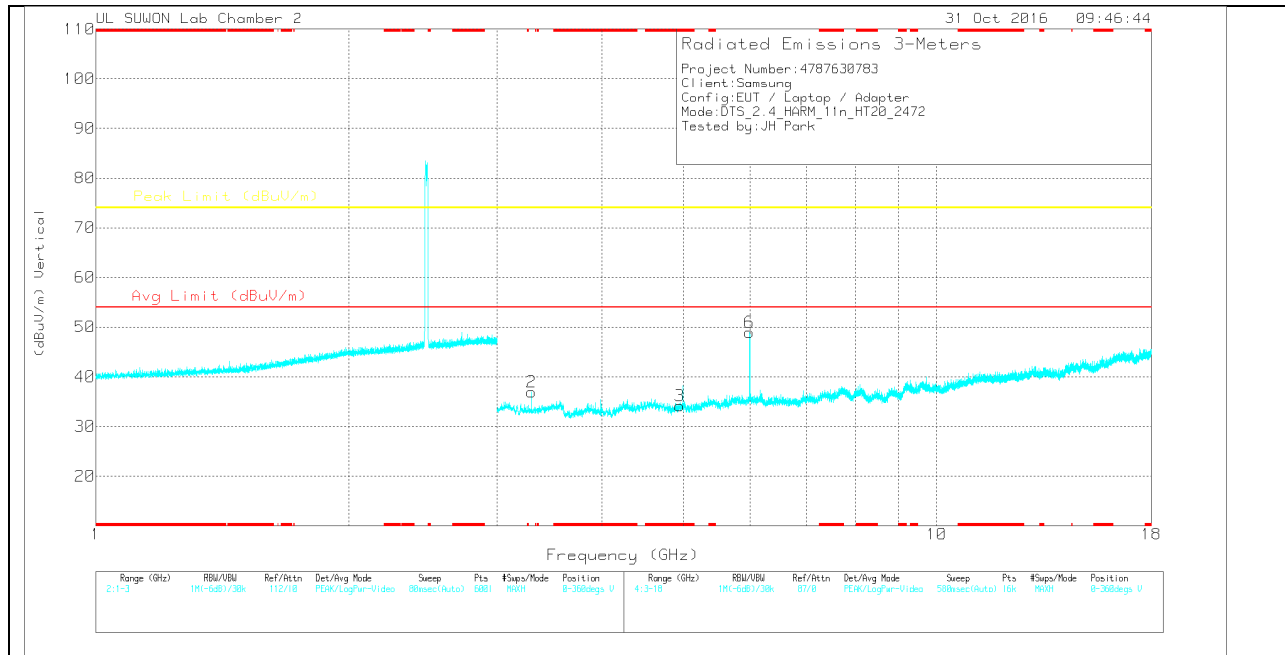
PK2 - KDB558074 Method: Maximum Peak

MAv1 - KDB558074 Option 1 Maximum RMS Average

13 CHANNEL HORIZONTAL



13 CHANNEL VERTICAL



Note: Emission was scanned up to 26GHz; No emissions were detected above the noise floor which was at least 20dB below the specification limit.

13 CHANNEL DATA

Trace Markers

| Marker | Frequency (GHz) | Meter Reading (dBuV) | Det | 3117(0016872 4)_150619 | Path_3 | DC Corr (dB) | Corrected Reading (dBuV/m) | Avg Limit (dBuV/m) | Margin (dB) | Peak Limit (dBuV/m) | Margin (dB) | Azimuth (Degs) | Height (cm) | Polarity |
|--------|-----------------|----------------------|-----|------------------------|--------|--------------|----------------------------|--------------------|-------------|---------------------|-------------|----------------|-------------|----------|
| 1 | 3.295 | 38.66 | PK | 32.6 | -26.1 | 0 | 45.16 | - | - | 74 | -28.84 | 0-360 | 150 | H |
| 4 | * 4.943 | 27.22 | PK | 33.9 | -25.1 | 0 | 36.02 | - | - | 74 | -37.98 | 0-360 | 150 | H |
| 5 | 5.991 | 31.06 | PK | 34.8 | -23.8 | 0 | 42.06 | - | - | 74 | -31.94 | 0-360 | 150 | H |
| 2 | 3.295 | 30.47 | PK | 32.6 | -26.1 | 0 | 36.97 | - | - | 74 | -37.03 | 0-360 | 250 | V |
| 3 | * 4.946 | 25.36 | PK | 33.9 | -25.1 | 0 | 34.16 | - | - | 74 | -39.84 | 0-360 | 150 | V |
| 6 | 5.989 | 37.99 | PK | 34.8 | -23.8 | 0 | 48.99 | - | - | 74 | -25.01 | 0-360 | 150 | V |

* - indicates frequency in CFR15.205/IC7.2.2 Restricted Band

PK – Peak Detector

Radiated Emissions

| Frequency (GHz) | Meter Reading (dBuV) | Det | 3117(0016 8724)_150 619 | Path_3 | DC Corr (dB) | Corrected Reading (dBuV/m) | Avg Limit (dBuV/m) | Margin (dB) | Peak Limit (dBuV/m) | Margin (dB) | Azimuth (Degs) | Height (cm) | Polarity |
|-----------------|----------------------|-----|-------------------------|--------|--------------|----------------------------|--------------------|-------------|---------------------|-------------|----------------|-------------|----------|
| 3.296 | 43.22 | PK2 | 32.6 | -26.1 | 0 | 49.72 | - | - | 74 | -24.28 | 359 | 124 | H |
| 3.296 | 40.47 | PK2 | 32.6 | -26.1 | 0 | 46.97 | - | - | 74 | -27.03 | 294 | 382 | V |

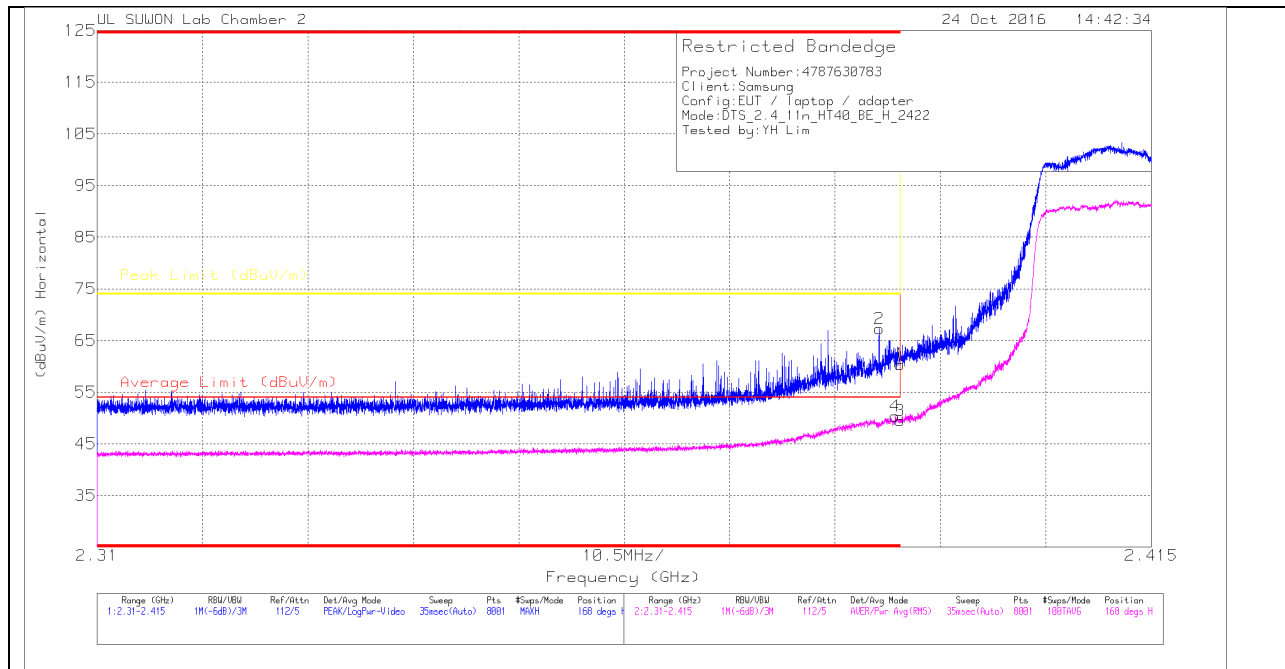
* - indicates frequency in CFR15.205/IC7.2.2 Restricted Band

PK2 - KDB558074 Method: Maximum Peak

11.2.4.TX ABOVE 1 GHz 802.11n HT40 2TX CDD MODE IN THE 2.4 GHz BAND

RESTRICTED BANDEDGE (3 CHANNEL)

HORIZONTAL PEAK AND AVERAGE PLOT



HORIZONTAL DATA

Trace Markers

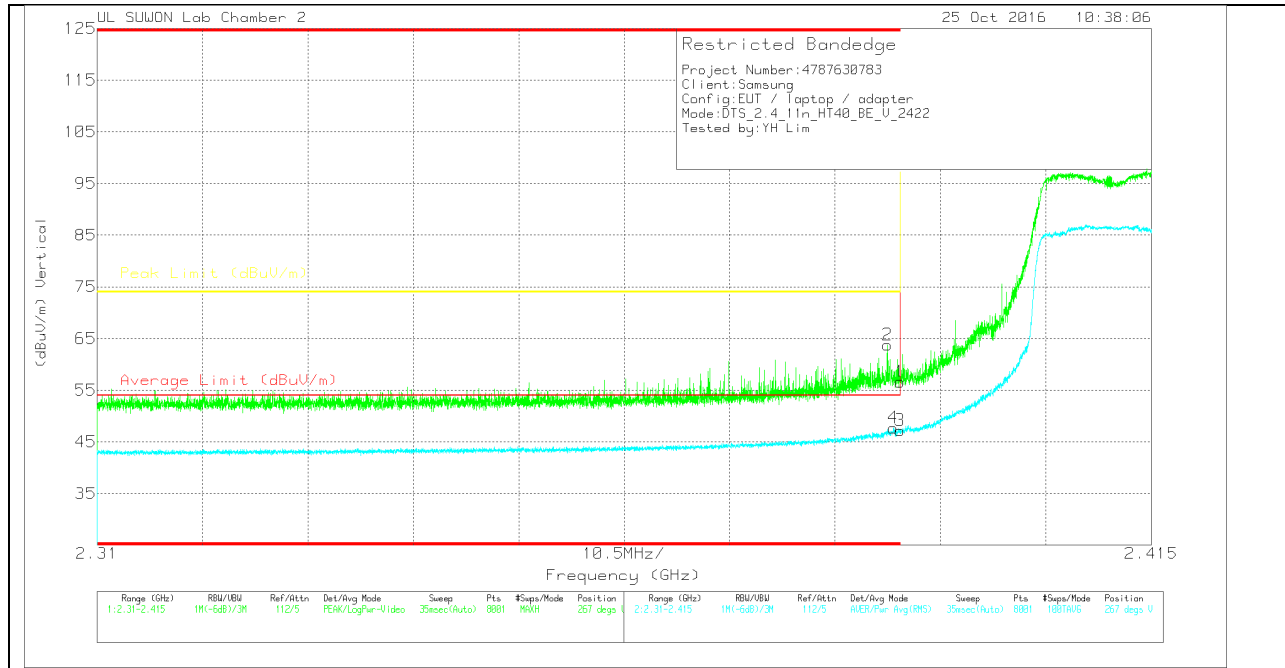
| Marker | Frequency (GHz) | Meter Reading (dBuV) | Det | 3117(001687 24)_150619 | Path_2_10dB | DC Corr (dB) | Corrected Reading (dBuV/m) | Average Limit (dBuV/m) | Margin (dB) | Peak Limit (dBuV/m) | PK Margin (dB) | Azimuth (Degs) | Height (cm) | Polarity |
|--------|-----------------|----------------------|-----|------------------------|-------------|--------------|----------------------------|------------------------|-------------|---------------------|----------------|----------------|-------------|----------|
| 1 | * 2.39 | 48.17 | Pk | 31.7 | -19.5 | 0 | 60.37 | - | - | 74 | -13.63 | 168 | 374 | H |
| 2 | * 2.388 | 55.06 | Pk | 31.7 | -19.5 | 0 | 67.26 | - | - | 74 | -6.74 | 168 | 374 | H |
| 3 | * 2.39 | 36.82 | RMS | 31.7 | -19.5 | .46 | 49.48 | 54 | -4.52 | - | - | 168 | 374 | H |
| 4 | * 2.389 | 37.68 | RMS | 31.7 | -19.5 | .46 | 50.34 | 54 | -3.66 | - | - | 168 | 374 | H |

* - indicates frequency in CFR15.205/IC7.2.2 Restricted Band

Pk - Peak detector

RMS - RMS detection

VERTICAL PEAK AND AVERAGE PLOT



VERTICAL DATA

Trace Markers

| Marker | Frequency (GHz) | Meter Reading (dBuV) | Det | 3117(001687 24)_150619 | Path_2_10dB | DC Corr (dB) | Corrected Reading (dBuV/m) | Average Limit (dBuV/m) | Margin (dB) | Peak Limit (dBuV/m) | PK Margin (dB) | Azimuth (Degs) | Height (cm) | Polarity |
|--------|-----------------|----------------------|-----|------------------------|-------------|--------------|----------------------------|------------------------|-------------|---------------------|----------------|----------------|-------------|----------|
| 1 | * 2.39 | 44.45 | Pk | 31.7 | -19.5 | 0 | 56.65 | - | - | 74 | -17.35 | 267 | 105 | V |
| 2 | * 2.389 | 51.57 | Pk | 31.7 | -19.5 | 0 | 63.77 | - | - | 74 | -10.23 | 267 | 105 | V |
| 3 | * 2.39 | 34.56 | RMS | 31.7 | -19.5 | .46 | 47.22 | 54 | -6.78 | - | - | 267 | 105 | V |
| 4 | * 2.389 | 35.07 | RMS | 31.7 | -19.5 | .46 | 47.73 | 54 | -6.27 | - | - | 267 | 105 | V |

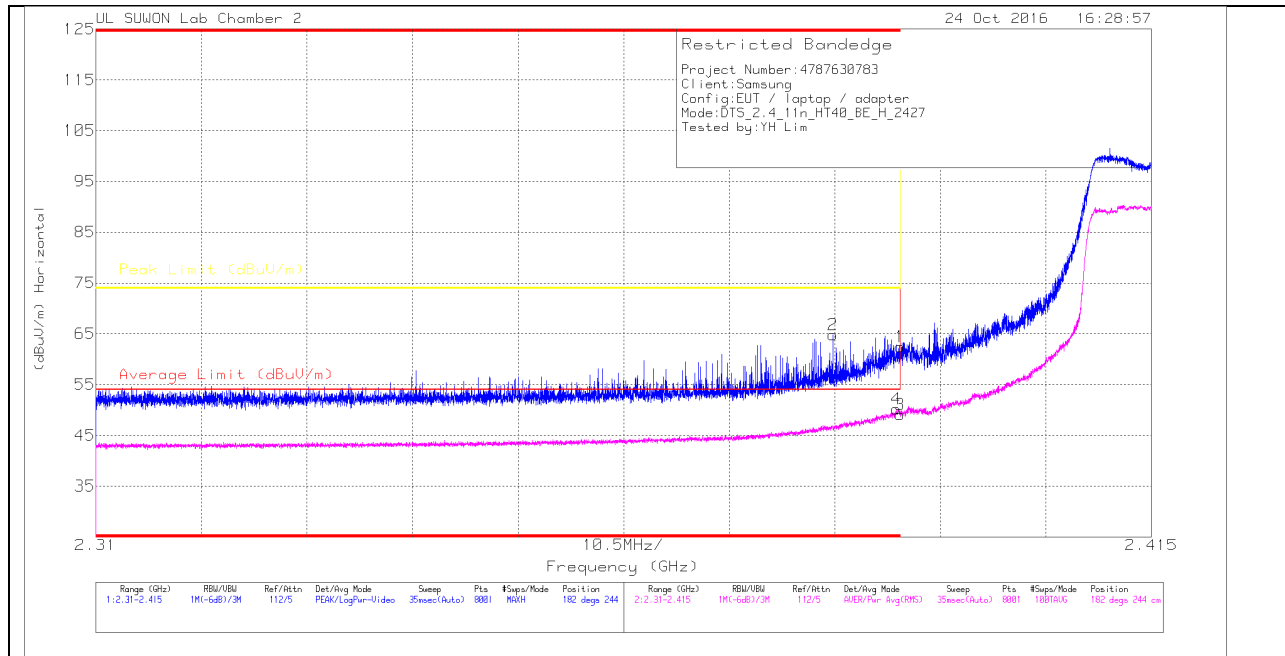
* - indicates frequency in CFR15.205/IC7.2.2 Restricted Band

Pk - Peak detector

RMS - RMS detection

RESTRICTED BANDEDGE (4 CHANNEL)

HORIZONTAL PEAK AND AVERAGE PLOT



HORIZONTAL DATA

Trace Markers

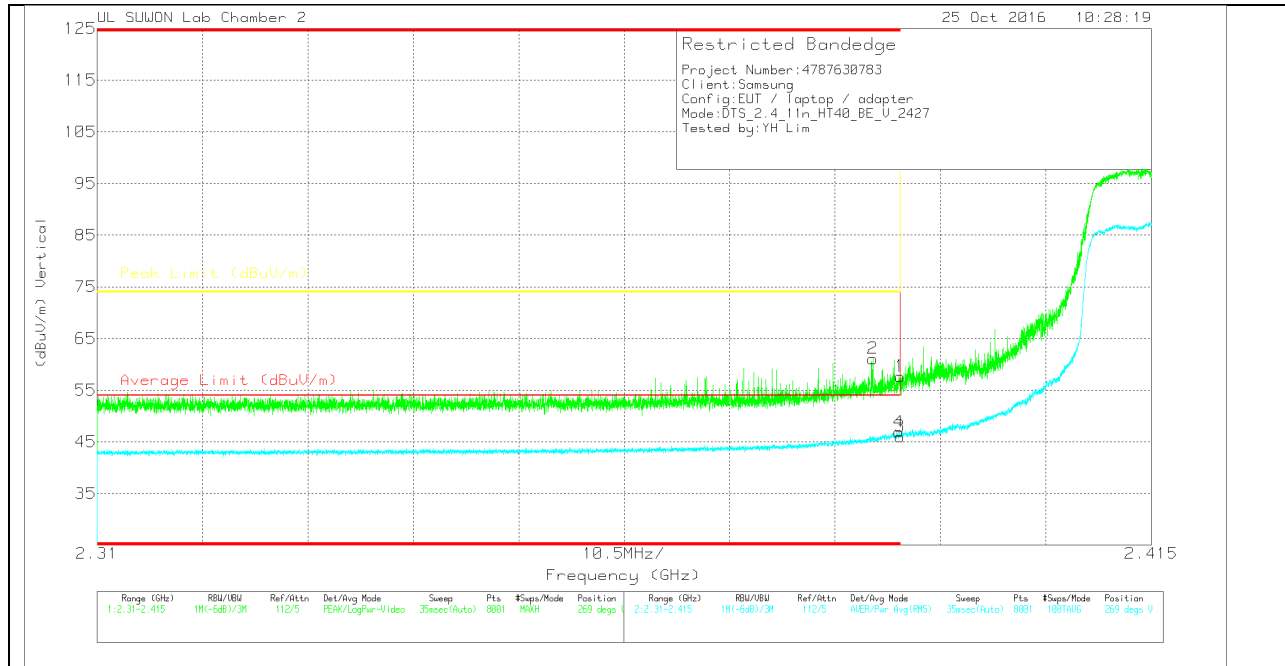
| Marker | Frequency (GHz) | Meter Reading (dBuV) | Det | 3117/001687 24_150619 | Path_2_10dB | DC Corr (dB) | Corrected Reading (dBuV/m) | Average Limit (dBuV/m) | Margin (dB) | Peak Limit (dBuV/m) | PK Margin (dB) | Azimuth (Degs) | Height (cm) | Polarity |
|--------|-----------------|----------------------|-----|-----------------------|-------------|--------------|----------------------------|------------------------|-------------|---------------------|----------------|----------------|-------------|----------|
| 1 | * 2.39 | 50.29 | Pk | 31.7 | -19.5 | 0 | 62.49 | - | - | 74 | -11.51 | 182 | 244 | H |
| 2 | * 2.383 | 52.62 | Pk | 31.7 | -19.5 | 0 | 64.82 | - | - | 74 | -9.18 | 182 | 244 | H |
| 3 | * 2.39 | 36.47 | RMS | 31.7 | -19.5 | .46 | 49.13 | 54 | -4.87 | - | - | 182 | 244 | H |
| 4 | * 2.39 | 37.49 | RMS | 31.7 | -19.5 | .46 | 50.15 | 54 | -3.85 | - | - | 182 | 244 | H |

* - indicates frequency in CFR15.205/IC7.2.2 Restricted Band

Pk - Peak detector

RMS - RMS detection

VERTICAL PEAK AND AVERAGE PLOT



VERTICAL DATA

Trace Markers

| Marker | Frequency (GHz) | Meter Reading (dBuV) | Det | 3117(001687 24)_150619 | Path_2_10dB | DC Corr (dB) | Corrected Reading (dBuV/m) | Average Limit (dBuV/m) | Margin (dB) | Peak Limit (dBuV/m) | PK Margin (dB) | Azimuth (Degs) | Height (cm) | Polarity |
|--------|-----------------|----------------------|-----|------------------------|-------------|--------------|----------------------------|------------------------|-------------|---------------------|----------------|----------------|-------------|----------|
| 1 | * 2.39 | 45.5 | Pk | 31.7 | -19.5 | 0 | 57.7 | - | - | 74 | -16.3 | 269 | 337 | V |
| 2 | * 2.387 | 48.93 | Pk | 31.7 | -19.5 | 0 | 61.13 | - | - | 74 | -12.87 | 269 | 337 | V |
| 3 | * 2.39 | 33.37 | RMS | 31.7 | -19.5 | .46 | 46.03 | 54 | -7.97 | - | - | 269 | 337 | V |
| 4 | * 2.39 | 34.3 | RMS | 31.7 | -19.5 | .46 | 46.96 | 54 | -7.04 | - | - | 269 | 337 | V |

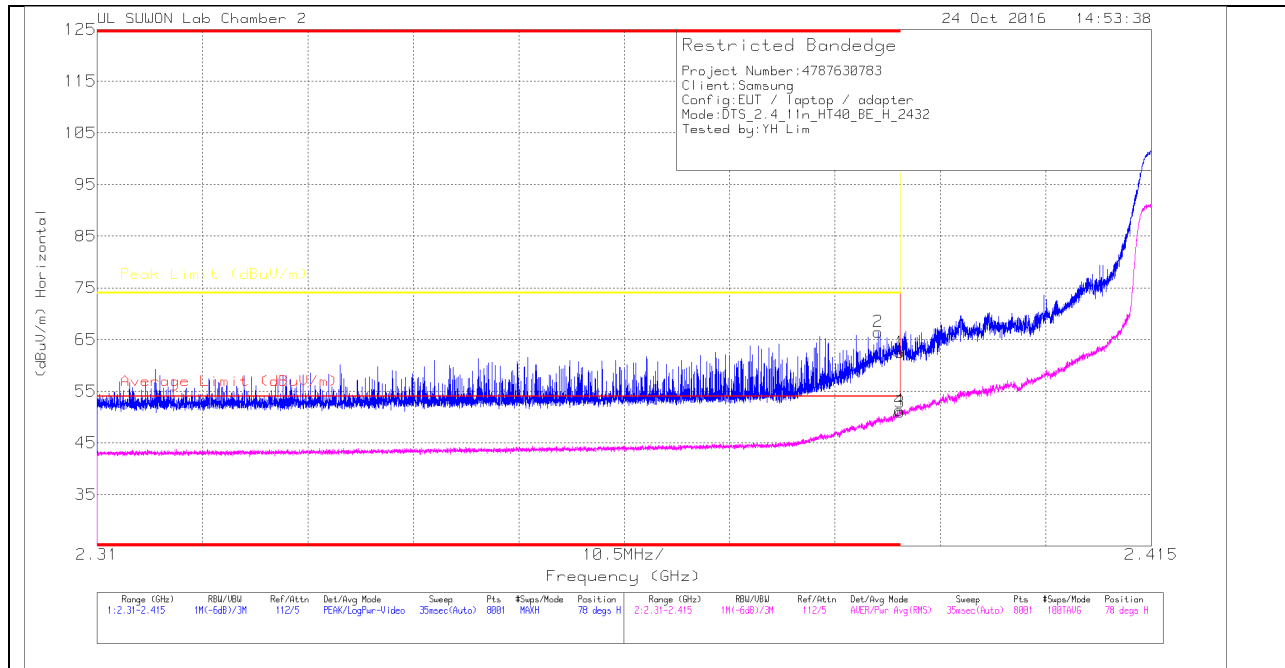
* - indicates frequency in CFR15.205/IC7.2.2 Restricted Band

Pk - Peak detector

RMS - RMS detection

RESTRICTED BANDEDGE (5 CHANNEL)

HORIZONTAL PEAK AND AVERAGE PLOT



HORIZONTAL DATA

Trace Markers

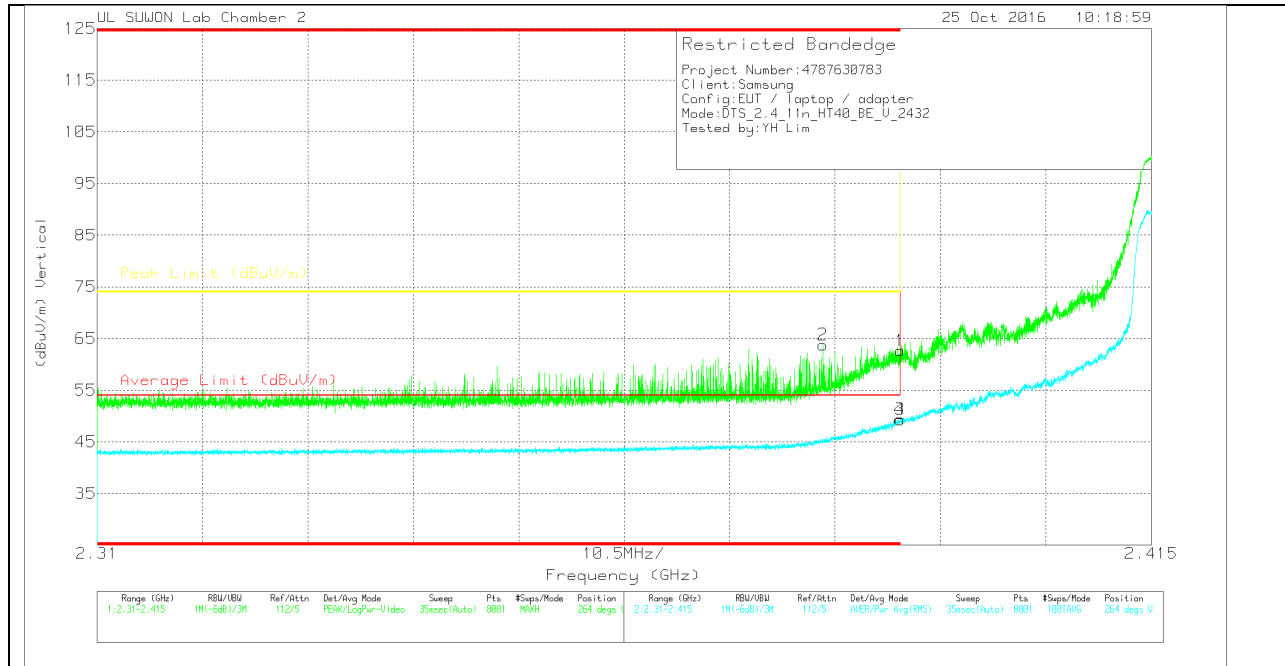
| Marker | Frequency (GHz) | Meter Reading (dBuV) | Det | 3117(001687 24)_150619 | Path_2_10dB | DC Corr (dB) | Corrected Reading (dBuV/m) | Average Limit (dBuV/m) | Margin (dB) | Peak Limit (dBuV/m) | PK Margin (dB) | Azimuth (Degs) | Height (cm) | Polarity |
|--------|-----------------|----------------------|-----|------------------------|-------------|--------------|----------------------------|------------------------|-------------|---------------------|----------------|----------------|-------------|----------|
| 1 | * 2.39 | 50.31 | Pk | 31.7 | -19.5 | 0 | 62.51 | - | - | 74 | -11.49 | 78 | 105 | H |
| 2 | * 2.388 | 54.28 | Pk | 31.7 | -19.5 | 0 | 66.48 | - | - | 74 | -7.52 | 78 | 105 | H |
| 3 | * 2.39 | 38.32 | RMS | 31.7 | -19.5 | .46 | 50.98 | 54 | -3.02 | - | - | 78 | 105 | H |
| 4 | * 2.39 | 38.68 | RMS | 31.7 | -19.5 | .46 | 51.34 | 54 | -2.66 | - | - | 78 | 105 | H |

* - indicates frequency in CFR15.205/IC7.2.2 Restricted Band

Pk - Peak detector

RMS - RMS detection

VERTICAL PEAK AND AVERAGE PLOT



VERTICAL DATA

Trace Markers

| Marker | Frequency (GHz) | Meter Reading (dBuV) | Det | 3117(001687 24)_150619 | Path_2_10dB | DC Corr (dB) | Corrected Reading (dBuV/m) | Average Limit (dBuV/m) | Margin (dB) | Peak Limit (dBuV/m) | PK Margin (dB) | Azimuth (Degs) | Height (cm) | Polarity |
|--------|-----------------|----------------------|-----|------------------------|-------------|--------------|----------------------------|------------------------|-------------|---------------------|----------------|----------------|-------------|----------|
| 1 | * 2.39 | 50.42 | Pk | 31.7 | -19.5 | 0 | 62.62 | - | - | 74 | -11.38 | 264 | 107 | V |
| 2 | * 2.382 | 51.57 | Pk | 31.7 | -19.5 | 0 | 63.77 | - | - | 74 | -10.23 | 264 | 107 | V |
| 3 | * 2.39 | 36.66 | RMS | 31.7 | -19.5 | .46 | 49.32 | 54 | -4.68 | - | - | 264 | 107 | V |
| 4 | * 2.39 | 36.69 | RMS | 31.7 | -19.5 | .46 | 49.35 | 54 | -4.65 | - | - | 264 | 107 | V |

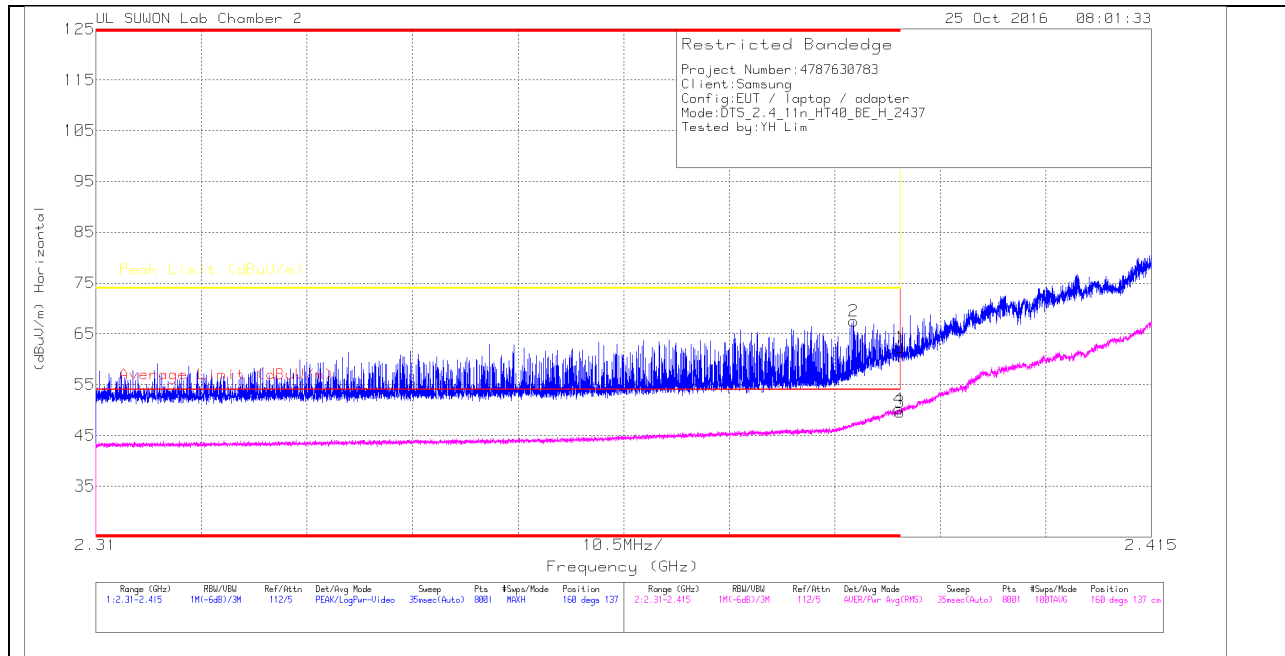
* - indicates frequency in CFR15.205/IC7.2.2 Restricted Band

Pk - Peak detector

RMS - RMS detection

RESTRICTED BANDEGE (6 CHANNEL LOWER SIDE)

HORIZONTAL PEAK AND AVERAGE PLOT



HORIZONTAL DATA

Trace Markers

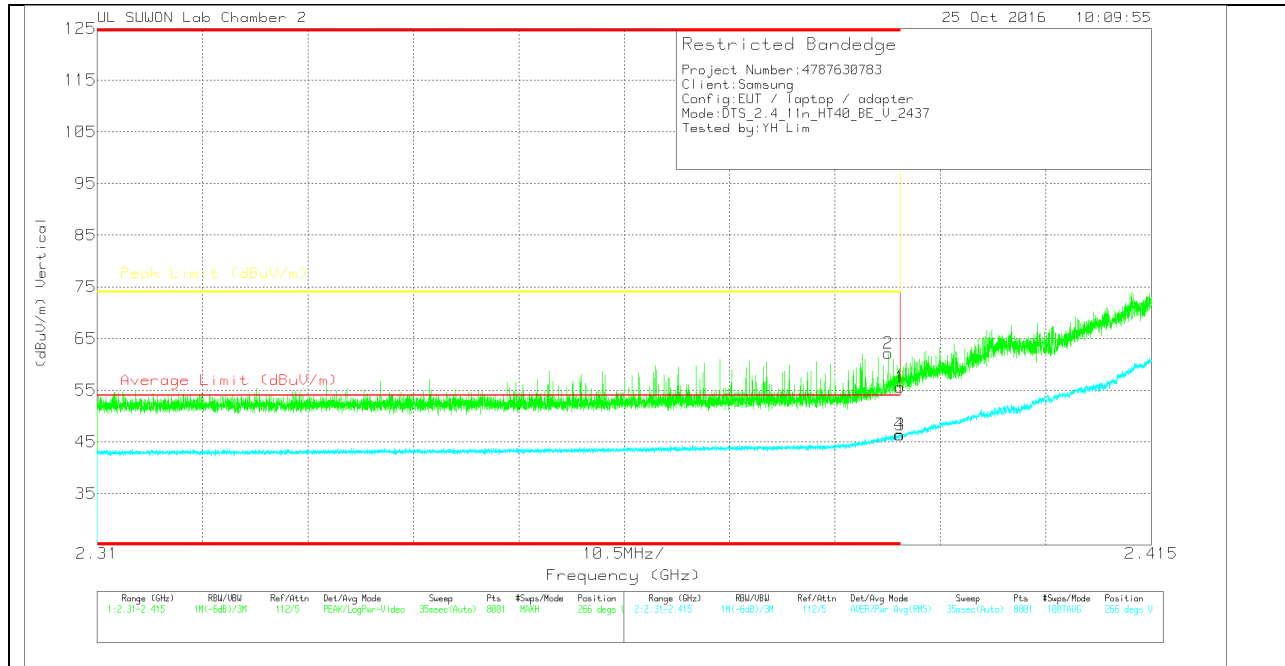
| Marker | Frequency (GHz) | Meter Reading (dBuV) | Det | 3117/001687 24_150619 | Path_2_10dB | DC Corr (dB) | Corrected Reading (dBuV/m) | Average Limit (dBuV/m) | Margin (dB) | Peak Limit (dBuV/m) | PK Margin (dB) | Azimuth (Degs) | Height (cm) | Polarity |
|--------|-----------------|----------------------|-----|-----------------------|-------------|--------------|----------------------------|------------------------|-------------|---------------------|----------------|----------------|-------------|----------|
| 1 | * 2.39 | 50.1 | PK | 31.7 | -19.5 | 0 | 62.3 | - | - | 74 | -11.7 | 160 | 137 | H |
| 2 | * 2.385 | 55.32 | PK | 31.7 | -19.5 | 0 | 67.52 | - | - | 74 | -6.48 | 160 | 137 | H |
| 3 | * 2.39 | 36.89 | RMS | 31.7 | -19.5 | .46 | 49.55 | 54 | -4.45 | - | - | 160 | 137 | H |
| 4 | * 2.39 | 37.53 | RMS | 31.7 | -19.5 | .46 | 50.19 | 54 | -3.81 | - | - | 160 | 137 | H |

* - indicates frequency in CFR15.205/IC7.2.2 Restricted Band

Pk - Peak detector

RMS - RMS detection

VERTICAL PEAK AND AVERAGE PLOT



VERTICAL DATA

Trace Markers

| Marker | Frequency (GHz) | Meter Reading (dBuV) | Det | 3117(001687 24)_150619 | Path_2_10dB | DC Corr (dB) | Corrected Reading (dBuV/m) | Average Limit (dBuV/m) | Margin (dB) | Peak Limit (dBuV/m) | PK Margin (dB) | Azimuth (Degs) | Height (cm) | Polarity |
|--------|-----------------|----------------------|-----|------------------------|-------------|--------------|----------------------------|------------------------|-------------|---------------------|----------------|----------------|-------------|----------|
| 1 | * 2.39 | 43.39 | Pk | 31.7 | -19.5 | 0 | 55.59 | - | - | 74 | -18.41 | 266 | 106 | V |
| 2 | * 2.389 | 49.95 | Pk | 31.7 | -19.5 | 0 | 62.15 | - | - | 74 | -11.85 | 266 | 106 | V |
| 3 | * 2.39 | 33.71 | RMS | 31.7 | -19.5 | .46 | 46.37 | 54 | -7.63 | - | - | 266 | 106 | V |
| 4 | * 2.39 | 33.76 | RMS | 31.7 | -19.5 | .46 | 46.42 | 54 | -7.58 | - | - | 266 | 106 | V |

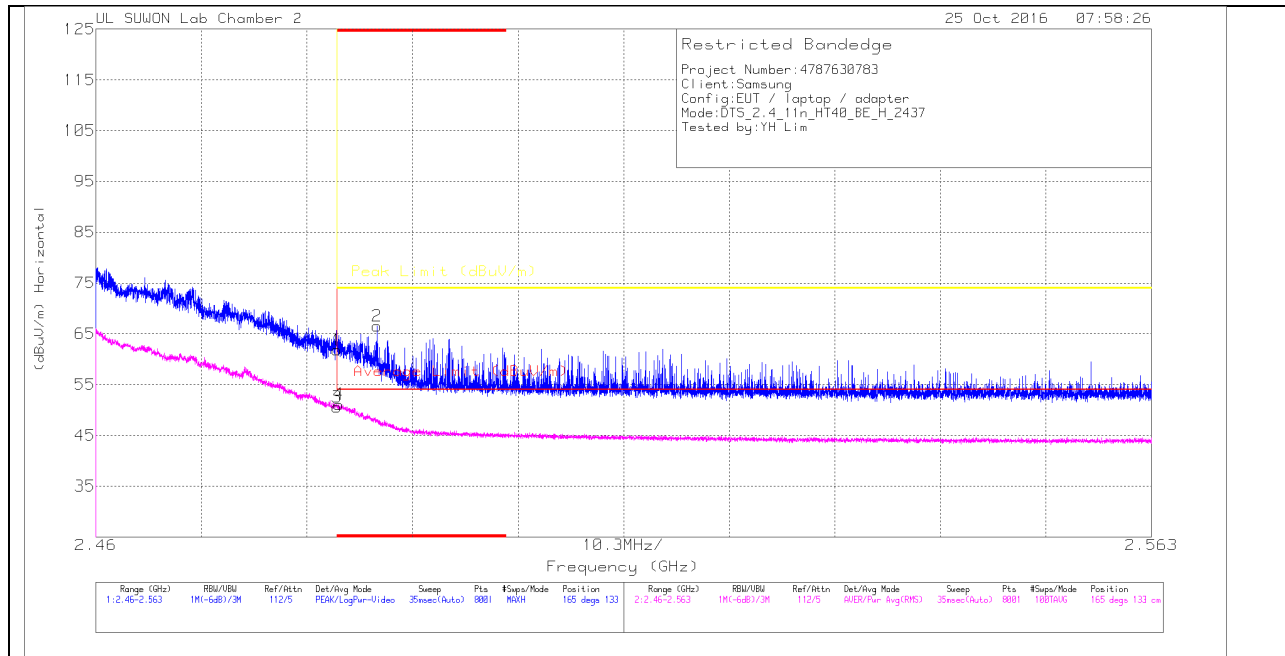
* - indicates frequency in CFR15.205/IC7.2.2 Restricted Band

Pk - Peak detector

RMS - RMS detection

RESTRICTED BANDEDGE (6 CHANNEL UPPER SIDE)

HORIZONTAL PEAK AND AVERAGE PLOT



HORIZONTAL DATA

Trace Markers

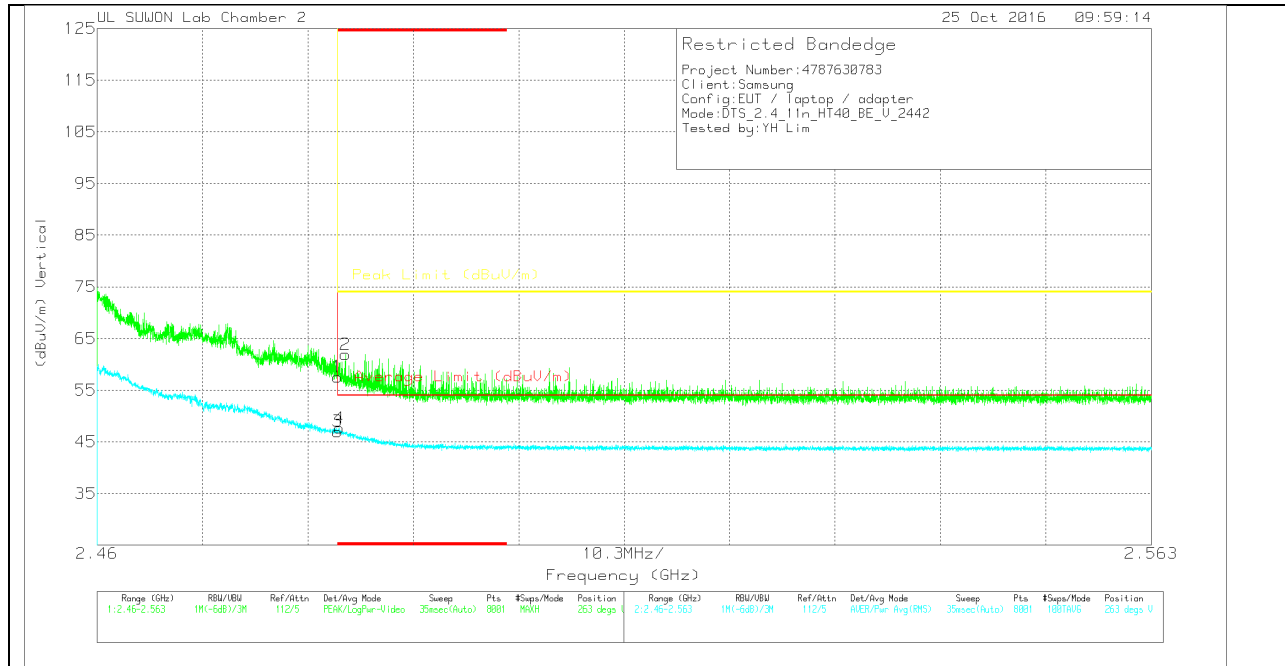
| Marker | Frequency (GHz) | Meter Reading (dBuV) | Det | 3117/001687 24_150619 | Path_2_10dB | DC Corr (dB) | Corrected Reading (dBuV/m) | Average Limit (dBuV/m) | Margin (dB) | Peak Limit (dBuV/m) | PK Margin (dB) | Azimuth (Degs) | Height (cm) | Polarity |
|--------|-----------------|----------------------|-----|-----------------------|-------------|--------------|----------------------------|------------------------|-------------|---------------------|----------------|----------------|-------------|----------|
| 1 | * 2.484 | 49.44 | PK | 31.8 | -19.4 | 0 | 61.84 | - | - | 74 | -12.16 | 165 | 133 | H |
| 2 | * 2.487 | 54.13 | PK | 31.8 | -19.4 | 0 | 66.53 | - | - | 74 | -7.47 | 165 | 133 | H |
| 3 | * 2.484 | 37.68 | RMS | 31.8 | -19.4 | .46 | 50.54 | 54 | -3.46 | - | - | 165 | 133 | H |
| 4 | * 2.484 | 38.27 | RMS | 31.8 | -19.4 | .46 | 51.13 | 54 | -2.87 | - | - | 165 | 133 | H |

* - indicates frequency in CFR15.205/IC7.2.2 Restricted Band

Pk - Peak detector

RMS - RMS detection

VERTICAL PEAK AND AVERAGE PLOT



VERTICAL DATA

Trace Markers

| Marker | Frequency (GHz) | Meter Reading (dBuV) | Det | 3117(001687 24)_150619 | Path_2_10dB | DC Corr (dB) | Corrected Reading (dBuV/m) | Average Limit (dBuV/m) | Margin (dB) | Peak Limit (dBuV/m) | PK Margin (dB) | Azimuth (Degs) | Height (cm) | Polarity |
|--------|-----------------|----------------------|-----|------------------------|-------------|--------------|----------------------------|------------------------|-------------|---------------------|----------------|----------------|-------------|----------|
| 1 | * 2.484 | 45.17 | Pk | 31.8 | -19.4 | 0 | 57.57 | - | - | 74 | -16.43 | 263 | 105 | V |
| 2 | * 2.484 | 49.53 | Pk | 31.8 | -19.4 | 0 | 61.93 | - | - | 74 | -12.07 | 263 | 105 | V |
| 3 | * 2.484 | 34.15 | RMS | 31.8 | -19.4 | .46 | 47.01 | 54 | -6.99 | - | - | 263 | 105 | V |
| 4 | * 2.484 | 34.81 | RMS | 31.8 | -19.4 | .46 | 47.67 | 54 | -6.33 | - | - | 263 | 105 | V |

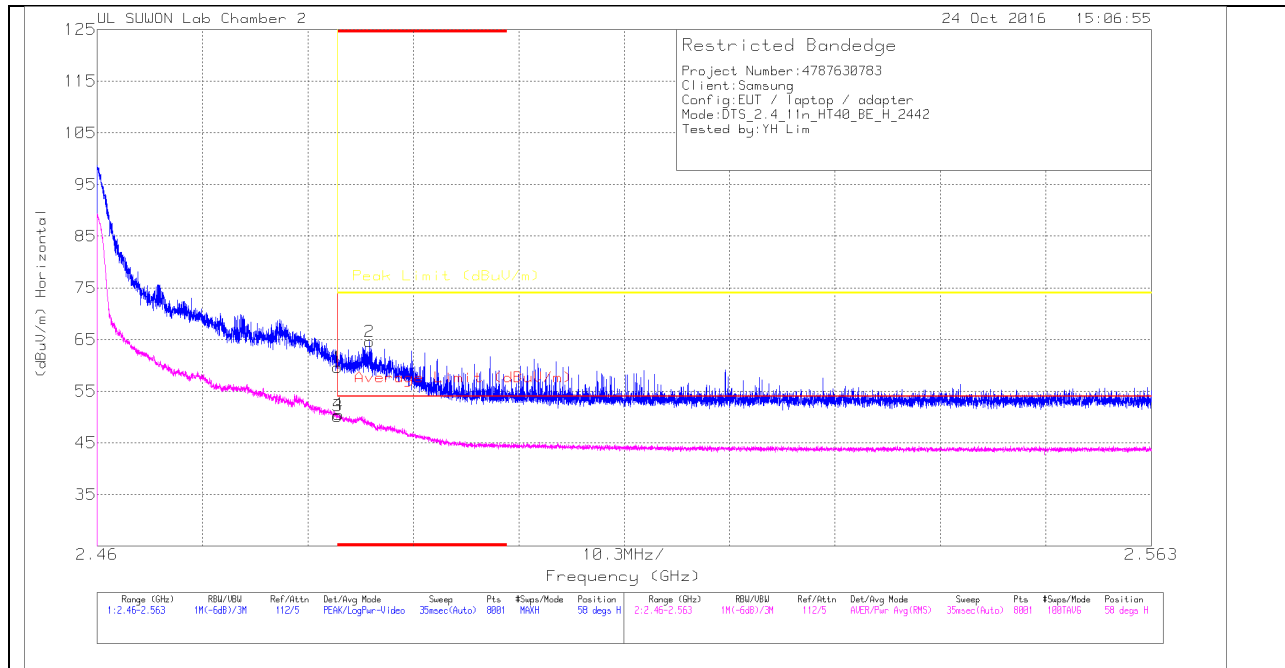
* - indicates frequency in CFR15.205/IC7.2.2 Restricted Band

Pk - Peak detector

RMS - RMS detection

AUTHORIZED BANDEDGE (7 CHANNEL)

HORIZONTAL PEAK AND AVERAGE PLOT



HORIZONTAL DATA

Trace Markers

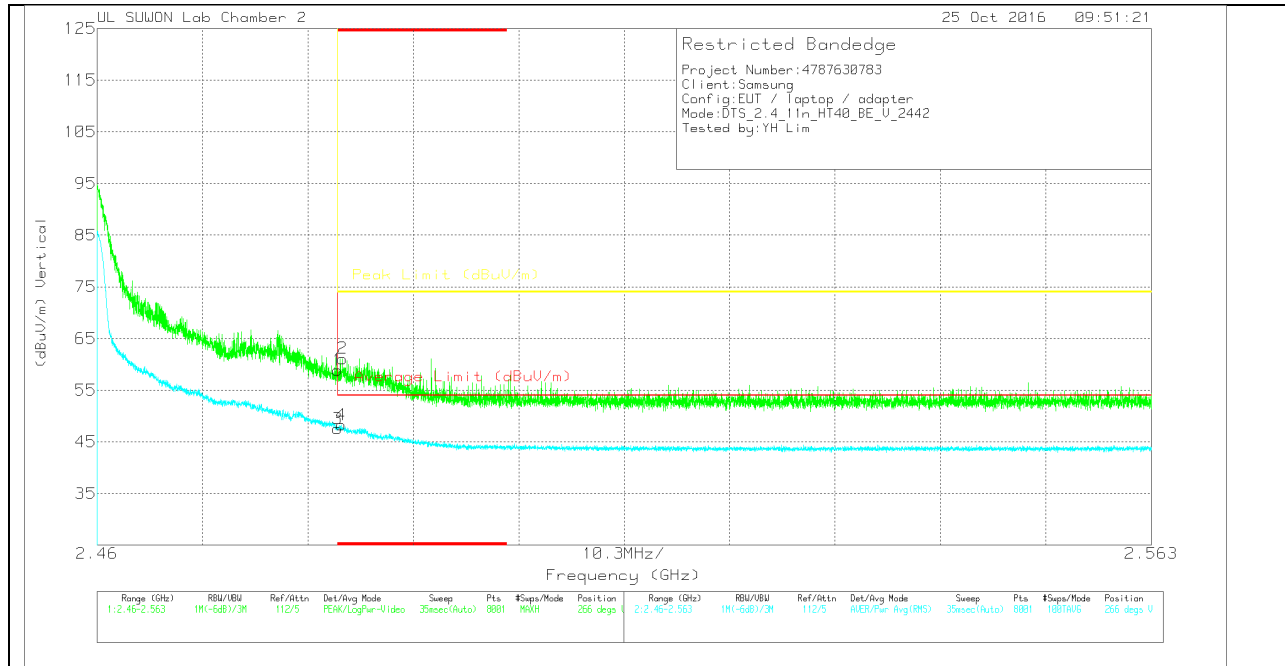
| Marker | Frequency (GHz) | Meter Reading (dBuV) | Det | 3117(001687 24)_150619 | Path_2_10dB | DC Corr (dB) | Corrected Reading (dBuV/m) | Average Limit (dBuV/m) | Margin (dB) | Peak Limit (dBuV/m) | PK Margin (dB) | Azimuth (Degs) | Height (cm) | Polarity |
|--------|-----------------|----------------------|-----|------------------------|-------------|--------------|----------------------------|------------------------|-------------|---------------------|----------------|----------------|-------------|----------|
| 1 | * 2.484 | 47.21 | Pk | 31.8 | -19.4 | 0 | 59.61 | - | - | 74 | -14.39 | 58 | 132 | H |
| 2 | * 2.487 | 52.17 | Pk | 31.8 | -19.4 | 0 | 64.57 | - | - | 74 | -9.43 | 58 | 132 | H |
| 3 | * 2.484 | 37.34 | RMS | 31.8 | -19.4 | .46 | 50.2 | 54 | -3.8 | - | - | 58 | 132 | H |
| 4 | * 2.484 | 37.66 | RMS | 31.8 | -19.4 | .46 | 50.52 | 54 | -3.48 | - | - | 58 | 132 | H |

* - indicates frequency in CFR15.205/IC7.2.2 Restricted Band

Pk - Peak detector

RMS - RMS detection

VERTICAL PEAK AND AVERAGE PLOT



VERTICAL DATA

Trace Markers

| Marker | Frequency (GHz) | Meter Reading (dBuV) | Det | 3117(001687 24)_150619 | Path_2_10dB | DC Corr (dB) | Corrected Reading (dBuV/m) | Average Limit (dBuV/m) | Margin (dB) | Peak Limit (dBuV/m) | PK Margin (dB) | Azimuth (Degs) | Height (cm) | Polarity |
|--------|-----------------|----------------------|-----|------------------------|-------------|--------------|----------------------------|------------------------|-------------|---------------------|----------------|----------------|-------------|----------|
| 1 | * 2.484 | 46.5 | Pk | 31.8 | -19.4 | 0 | 58.9 | - | - | 74 | -15.1 | 266 | 319 | V |
| 2 | * 2.484 | 48.73 | Pk | 31.8 | -19.4 | 0 | 61.13 | - | - | 74 | -12.87 | 266 | 319 | V |
| 3 | * 2.484 | 34.68 | RMS | 31.8 | -19.4 | .46 | 47.54 | 54 | -6.46 | - | - | 266 | 319 | V |
| 4 | * 2.484 | 35.42 | RMS | 31.8 | -19.4 | .46 | 48.28 | 54 | -5.72 | - | - | 266 | 319 | V |

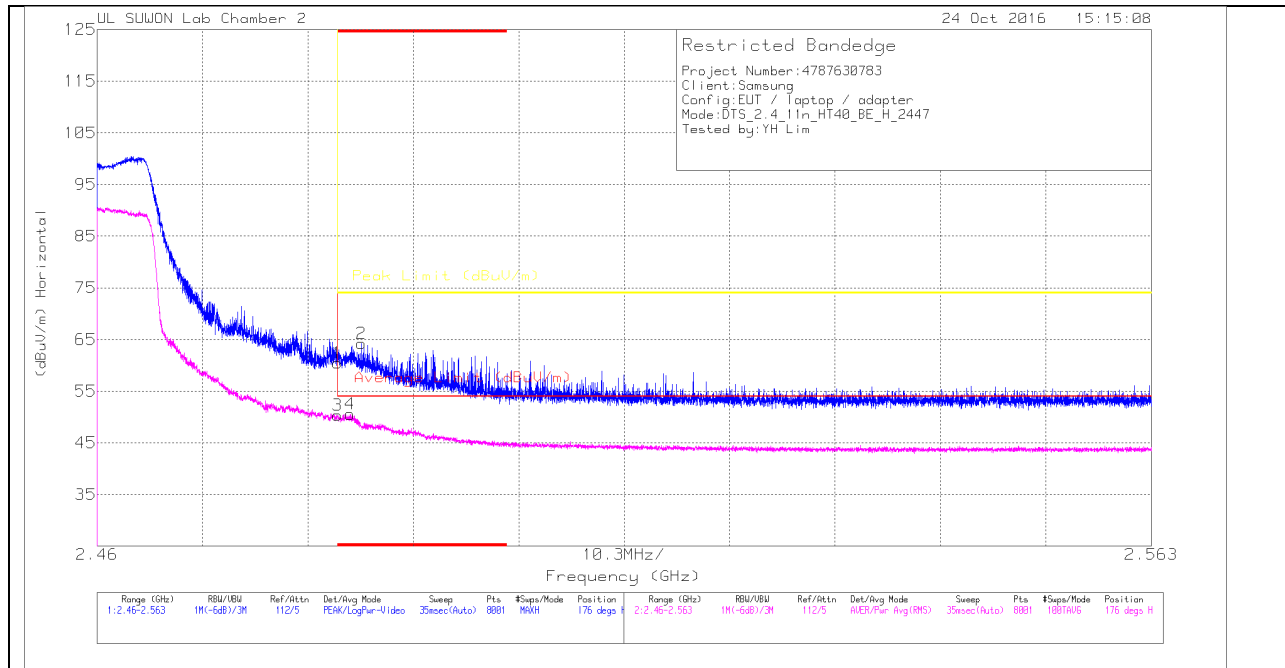
* - indicates frequency in CFR15.205/IC7.2.2 Restricted Band

Pk - Peak detector

RMS - RMS detection

AUTHORIZED BANDEDGE (8 CHANNEL)

HORIZONTAL PEAK AND AVERAGE PLOT



HORIZONTAL DATA

Trace Markers

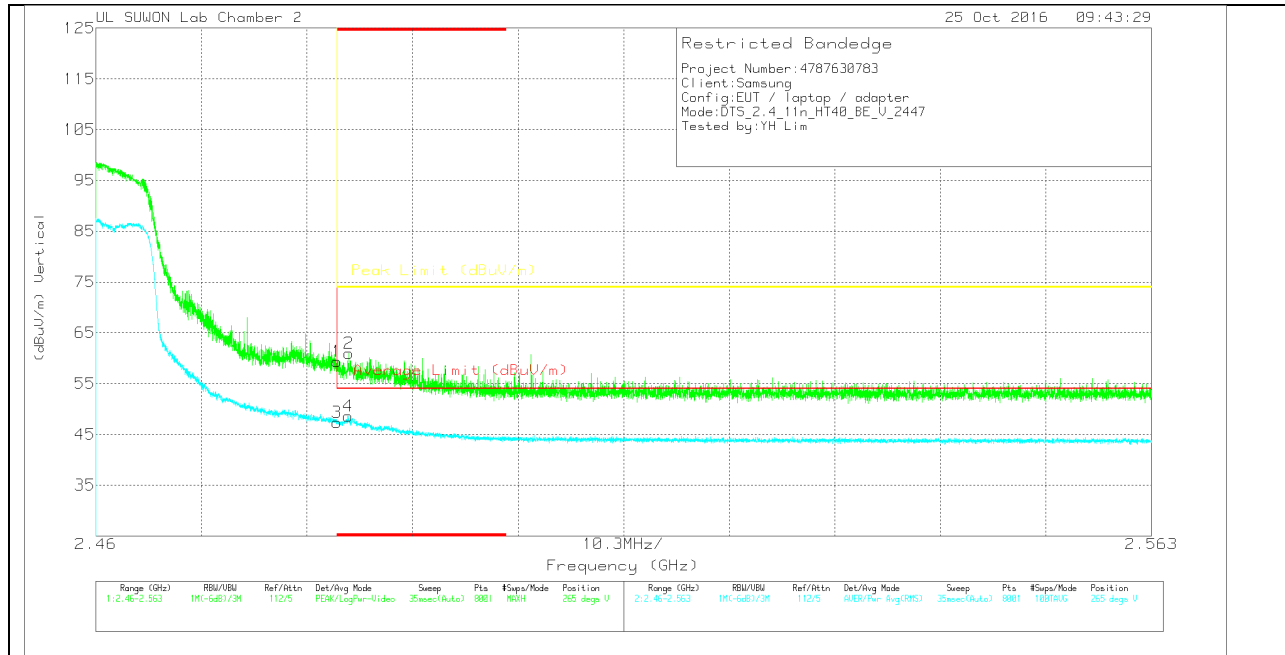
| Marker | Frequency (GHz) | Meter Reading (dBuV) | Det | 3117(001687 24)_150619 | Path_2_10dB | DC Corr (dB) | Corrected Reading (dBuV/m) | Average Limit (dBuV/m) | Margin (dB) | Peak Limit (dBuV/m) | PK Margin (dB) | Azimuth (Degs) | Height (cm) | Polarity |
|--------|-----------------|----------------------|-----|------------------------|-------------|--------------|----------------------------|------------------------|-------------|---------------------|----------------|----------------|-------------|----------|
| 1 | * 2.484 | 48.06 | Pk | | | 0 | 60.46 | - | - | 74 | -13.54 | 176 | 391 | H |
| 2 | * 2.486 | 51.84 | Pk | | | 0 | 64.24 | - | - | 74 | -9.76 | 176 | 391 | H |
| 3 | * 2.484 | 37.51 | RMS | | | .46 | 50.37 | 54 | -3.63 | - | - | 176 | 391 | H |
| 4 | * 2.485 | 37.69 | RMS | | | .46 | 50.55 | 54 | -3.45 | - | - | 176 | 391 | H |

* - indicates frequency in CFR15.205/IC7.2.2 Restricted Band

Pk - Peak detector

RMS - RMS detection

VERTICAL PEAK AND AVERAGE PLOT



VERTICAL DATA

Trace Markers

| Marker | Frequency (GHz) | Meter Reading (dBuV) | Det | 3117(001687 24_150619) | Path_2_10dB | DC Corr (dB) | Corrected Reading (dBuV/m) | Average Limit (dBuV/m) | Margin (dB) | Peak Limit (dBuV/m) | PK Margin (dB) | Azimuth (Degs) | Height (cm) | Polarity |
|--------|-----------------|----------------------|-----|------------------------|-------------|--------------|----------------------------|------------------------|-------------|---------------------|----------------|----------------|-------------|----------|
| 1 | * 2.484 | 46.97 | PK | 31.8 | -19.4 | 0 | 59.37 | - | - | 74 | -14.63 | 265 | 102 | V |
| 2 | * 2.485 | 48.59 | PK | 31.8 | -19.4 | 0 | 60.99 | - | - | 74 | -13.01 | 265 | 102 | V |
| 3 | * 2.484 | 34.54 | RMS | 31.8 | -19.4 | .46 | 47.4 | 54 | -6.6 | - | - | 265 | 102 | V |
| 4 | * 2.485 | 35.71 | RMS | 31.8 | -19.4 | .46 | 48.57 | 54 | -5.43 | - | - | 265 | 102 | V |

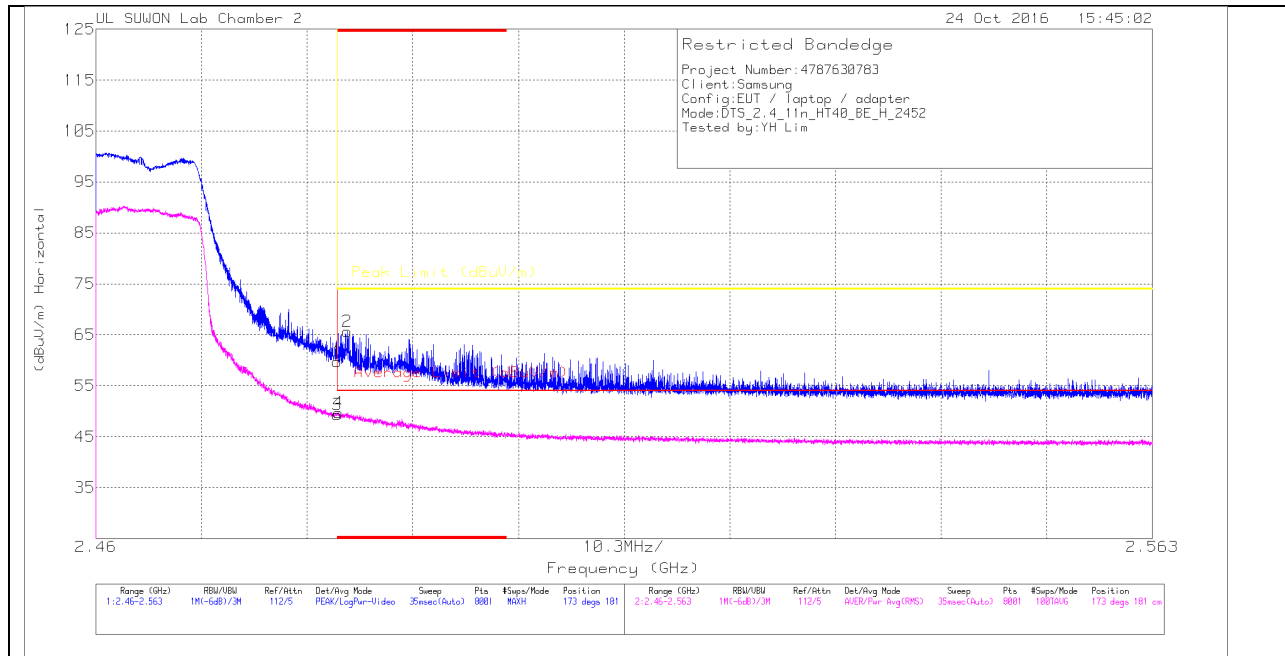
* - indicates frequency in CFR15.205/IC7.2.2 Restricted Band

PK - Peak detector

RMS - RMS detection

AUTHORIZED BANDEDGE (9 CHANNEL)

HORIZONTAL PEAK AND AVERAGE PLOT



HORIZONTAL DATA

Trace Markers

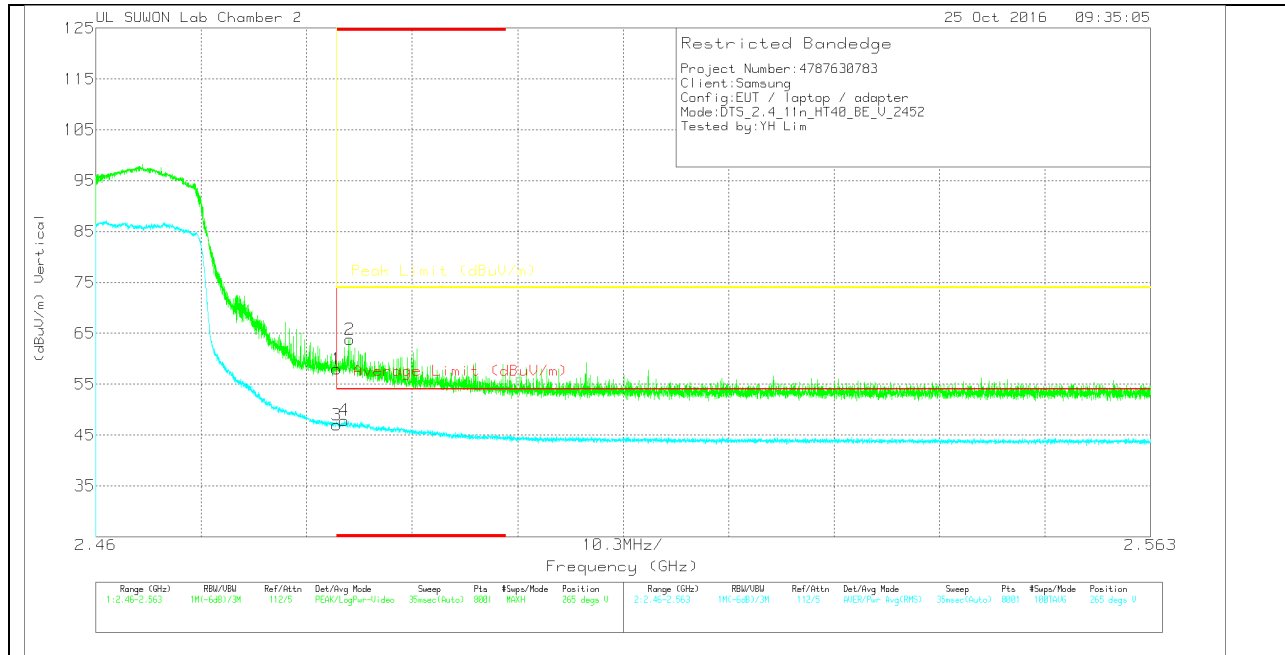
| Marker | Frequency (GHz) | Meter Reading (dBuV) | Det | 3117/001687 24_150619 | Path_2_10dB | DC Corr (dB) | Corrected Reading (dBuV/m) | Average Limit (dBuV/m) | Margin (dB) | Peak Limit (dBuV/m) | PK Margin (dB) | Azimuth (Degs) | Height (cm) | Polarity |
|--------|-----------------|----------------------|-----|-----------------------|-------------|--------------|----------------------------|------------------------|-------------|---------------------|----------------|----------------|-------------|----------|
| 1 | * 2.484 | 47.34 | Pk | 31.8 | -19.4 | 0 | 59.74 | - | - | 74 | -14.26 | 173 | 181 | H |
| 2 | * 2.485 | 53.3 | Pk | 31.8 | -19.4 | 0 | 65.7 | - | - | 74 | -8.3 | 173 | 181 | H |
| 3 | * 2.484 | 36.48 | RMS | 31.8 | -19.4 | .46 | 49.34 | 54 | -4.66 | - | - | 173 | 181 | H |
| 4 | * 2.484 | 36.9 | RMS | 31.8 | -19.4 | .46 | 49.76 | 54 | -4.24 | - | - | 173 | 181 | H |

* - indicates frequency in CFR15.205/IC7.2.2 Restricted Band

Pk - Peak detector

RMS - RMS detection

VERTICAL PEAK AND AVERAGE PLOT



VERTICAL DATA

Trace Markers

| Marker | Frequency (GHz) | Meter Reading (dBuV) | Det | 3117(001687 24)_150619 | Path_2_10dB | DC Corr (dB) | Corrected Reading (dBuV/m) | Average Limit (dBuV/m) | Margin (dB) | Peak Limit (dBuV/m) | PK Margin (dB) | Azimuth (Degs) | Height (cm) | Polarity |
|--------|-----------------|----------------------|-----|------------------------|-------------|--------------|----------------------------|------------------------|-------------|---------------------|----------------|----------------|-------------|----------|
| 1 | * 2.484 | 45.59 | Pk | 31.8 | -19.4 | 0 | 57.99 | - | - | 74 | -16.01 | 265 | 100 | V |
| 2 | * 2.485 | 51.38 | Pk | 31.8 | -19.4 | 0 | 63.78 | - | - | 74 | -10.22 | 265 | 100 | V |
| 3 | * 2.484 | 34.1 | RMS | 31.8 | -19.4 | .46 | 46.96 | 54 | -7.04 | - | - | 265 | 100 | V |
| 4 | * 2.484 | 35.05 | RMS | 31.8 | -19.4 | .46 | 47.91 | 54 | -6.09 | - | - | 265 | 100 | V |

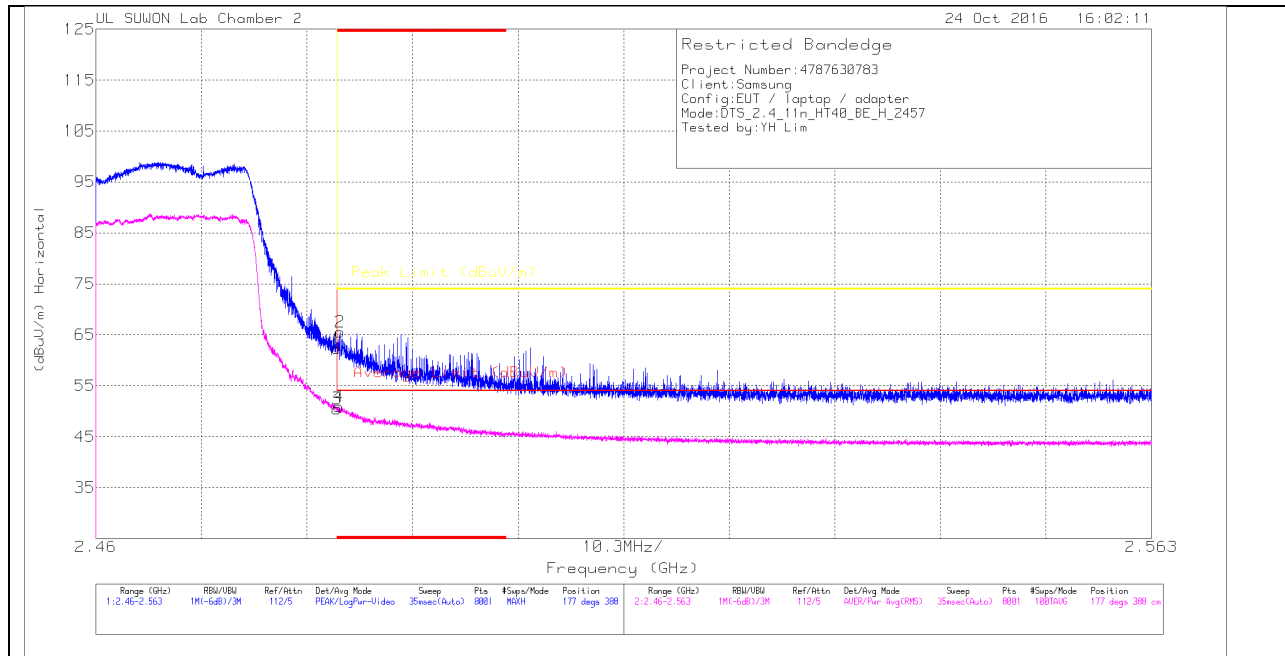
* - indicates frequency in CFR15.205/IC7.2.2 Restricted Band

Pk - Peak detector

RMS - RMS detection

AUTHORIZED BANDEDGE (10 CHANNEL)

HORIZONTAL PEAK AND AVERAGE PLOT



HORIZONTAL DATA

Trace Markers

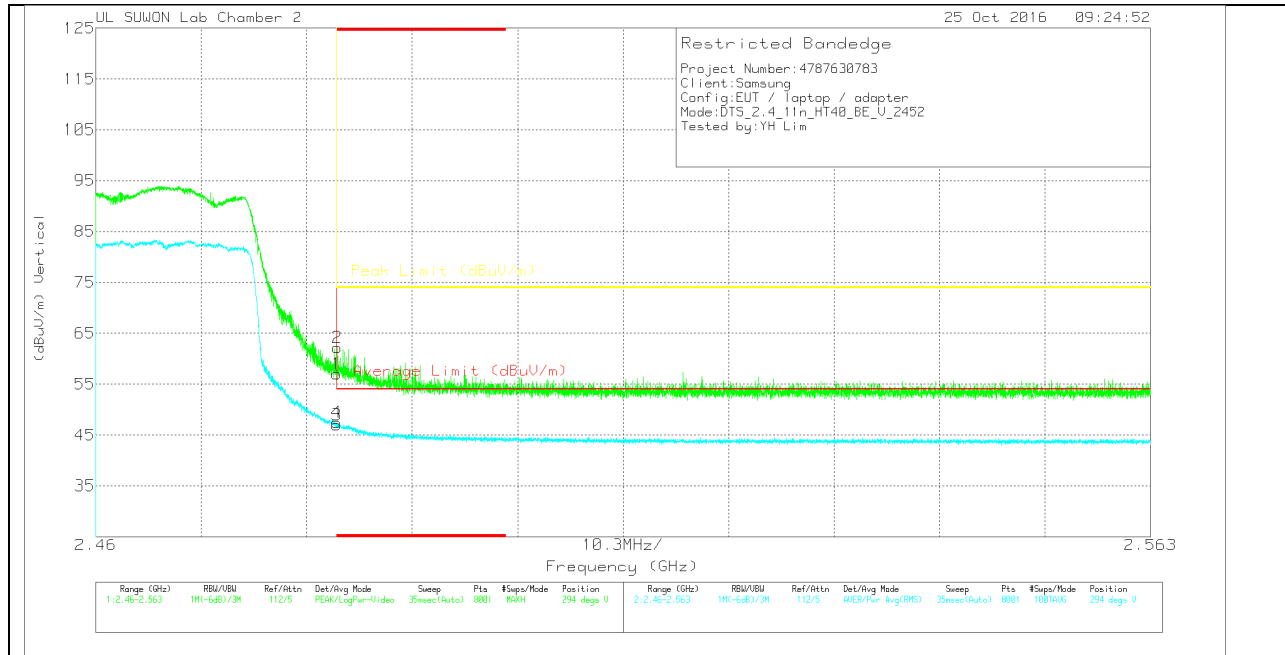
| Marker | Frequency (GHz) | Meter Reading (dBuV) | Det | 3117/001687 24_150619 | Path_2_10dB | DC Corr (dB) | Corrected Reading (dBuV/m) | Average Limit (dBuV/m) | Margin (dB) | Peak Limit (dBuV/m) | PK Margin (dB) | Azimuth (Degs) | Height (cm) | Polarity |
|--------|-----------------|----------------------|-----|-----------------------|-------------|--------------|----------------------------|------------------------|-------------|---------------------|----------------|----------------|-------------|----------|
| 1 | * 2.484 | 49.87 | PK | 31.8 | -19.4 | 0 | 62.27 | - | - | 74 | -11.73 | 177 | 388 | H |
| 2 | * 2.484 | 53.16 | PK | 31.8 | -19.4 | 0 | 65.56 | - | - | 74 | -8.44 | 177 | 388 | H |
| 3 | * 2.484 | 37.65 | RMS | 31.8 | -19.4 | .46 | 50.51 | 54 | -3.49 | - | - | 177 | 388 | H |
| 4 | * 2.484 | 38.05 | RMS | 31.8 | -19.4 | .46 | 50.91 | 54 | -3.09 | - | - | 177 | 388 | H |

* - indicates frequency in CFR15.205/IC7.2.2 Restricted Band

PK - Peak detector

RMS - RMS detection

VERTICAL PEAK AND AVERAGE PLOT



VERTICAL DATA

Trace Markers

| Marker | Frequency (GHz) | Meter Reading (dBuV) | Det | 3117(001687 24_150619) | Path_2_10dB | DC Corr (dB) | Corrected Reading (dBuV/m) | Average Limit (dBuV/m) | Margin (dB) | Peak Limit (dBuV/m) | PK Margin (dB) | Azimuth (Degs) | Height (cm) | Polarity |
|--------|-----------------|----------------------|-----|------------------------|-------------|--------------|----------------------------|------------------------|-------------|---------------------|----------------|----------------|-------------|----------|
| 1 | * 2.484 | 44.59 | Pk | 31.8 | -19.4 | 0 | 56.99 | - | - | 74 | -17.01 | 294 | 326 | V |
| 2 | * 2.484 | 49.8 | Pk | 31.8 | -19.4 | 0 | 62.2 | - | - | 74 | -11.8 | 294 | 326 | V |
| 3 | * 2.484 | 34.16 | RMS | 31.8 | -19.4 | .46 | 47.02 | 54 | -6.98 | - | - | 294 | 326 | V |
| 4 | * 2.484 | 34.6 | RMS | 31.8 | -19.4 | .46 | 47.46 | 54 | -6.54 | - | - | 294 | 326 | V |

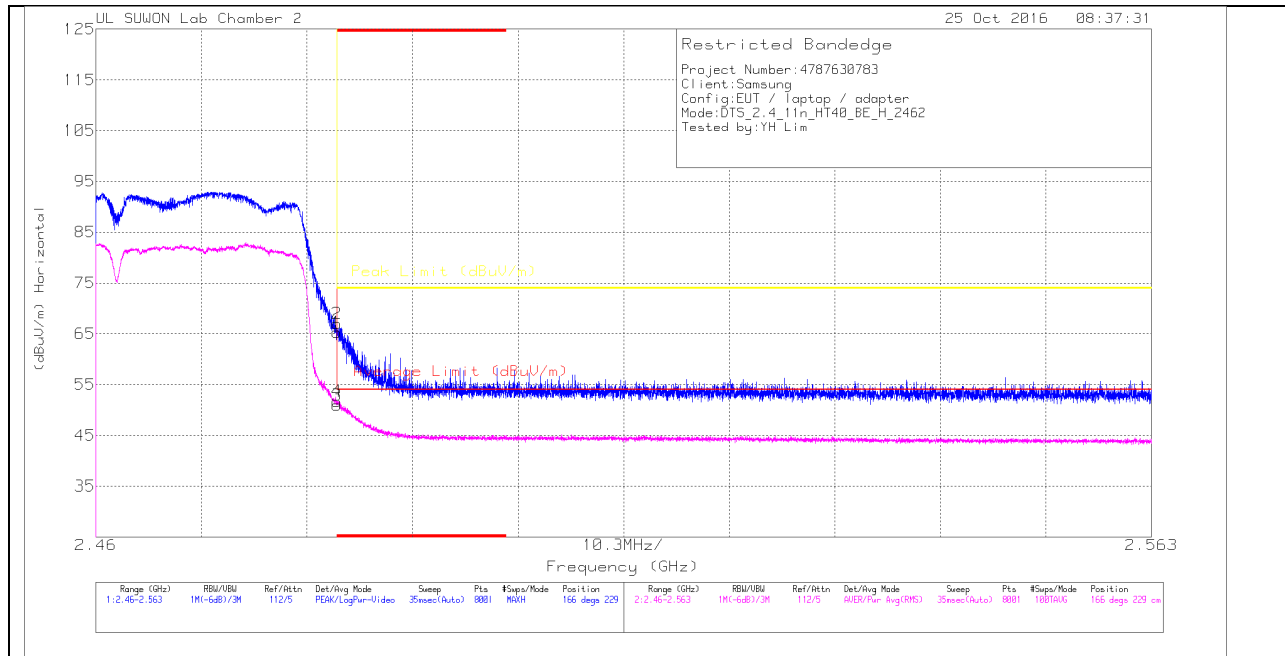
* - indicates frequency in CFR15.205/IC7.2.2 Restricted Band

Pk - Peak detector

RMS - RMS detection

AUTHORIZED BANDEDGE (11 CHANNEL)

HORIZONTAL PEAK AND AVERAGE PLOT



HORIZONTAL DATA

Trace Markers

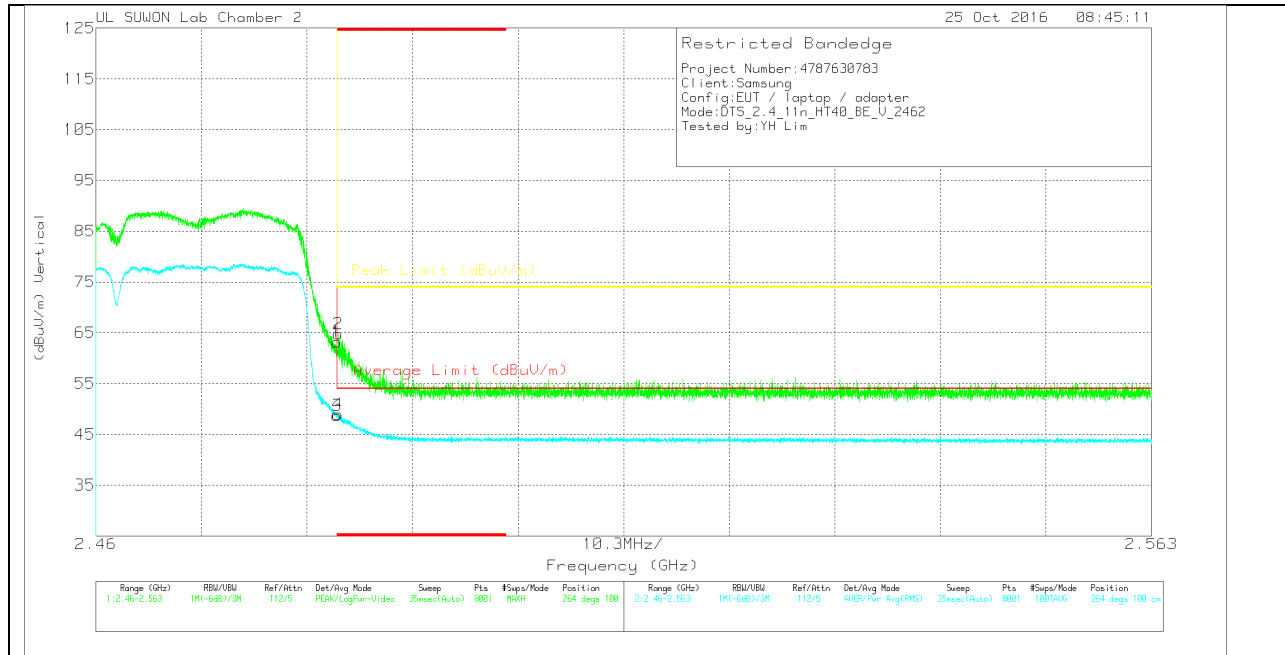
| Marker | Frequency (GHz) | Meter Reading (dBuV) | Det | 3117/001687 24_150619 | Path_2_10dB | DC Corr (dB) | Corrected Reading (dBuV/m) | Average Limit (dBuV/m) | Margin (dB) | Peak Limit (dBuV/m) | PK Margin (dB) | Azimuth (Degs) | Height (cm) | Polarity |
|--------|-----------------|----------------------|-----|-----------------------|-------------|--------------|----------------------------|------------------------|-------------|---------------------|----------------|----------------|-------------|----------|
| 1 | * 2.484 | 52.87 | Pk | 31.8 | -19.4 | 0 | 65.27 | - | - | 74 | -8.73 | 166 | 229 | H |
| 2 | * 2.484 | 54.64 | Pk | 31.8 | -19.4 | 0 | 67.04 | - | - | 74 | -6.96 | 166 | 229 | H |
| 3 | * 2.484 | 38.07 | RMS | 31.8 | -19.4 | .46 | 50.93 | 54 | -3.07 | - | - | 166 | 229 | H |
| 4 | * 2.484 | 38.86 | RMS | 31.8 | -19.4 | .46 | 51.72 | 54 | -2.28 | - | - | 166 | 229 | H |

* - indicates frequency in CFR15.205/IC7.2.2 Restricted Band

Pk - Peak detector

RMS - RMS detection

VERTICAL PEAK AND AVERAGE PLOT



VERTICAL DATA

Trace Markers

| Marker | Frequency (GHz) | Meter Reading (dBuV) | Det | 3117(001687 24_150619) | Path_2_10dB | DC Corr (dB) | Corrected Reading (dBuV/m) | Average Limit (dBuV/m) | Margin (dB) | Peak Limit (dBuV/m) | PK Margin (dB) | Azimuth (Degs) | Height (cm) | Polarity |
|--------|-----------------|----------------------|-----|------------------------|-------------|--------------|----------------------------|------------------------|-------------|---------------------|----------------|----------------|-------------|----------|
| 1 | * 2.484 | 50.77 | Pk | 31.8 | -19.4 | 0 | 63.17 | - | - | 74 | -10.83 | 264 | 100 | V |
| 2 | * 2.484 | 52.39 | Pk | 31.8 | -19.4 | 0 | 64.79 | - | - | 74 | -9.21 | 264 | 100 | V |
| 3 | * 2.484 | 35.91 | RMS | 31.8 | -19.4 | .46 | 48.77 | 54 | -5.23 | - | - | 264 | 100 | V |
| 4 | * 2.484 | 36.05 | RMS | 31.8 | -19.4 | .46 | 48.91 | 54 | -5.09 | - | - | 264 | 100 | V |

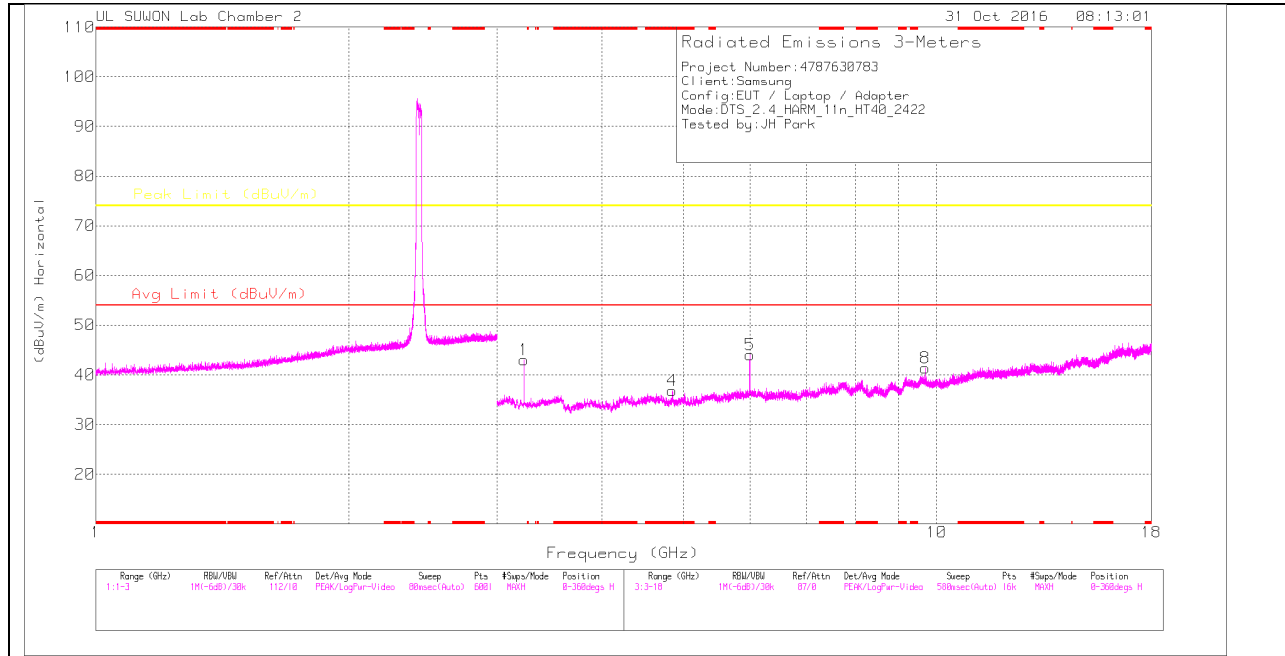
* - indicates frequency in CFR15.205/IC7.2.2 Restricted Band

Pk - Peak detector

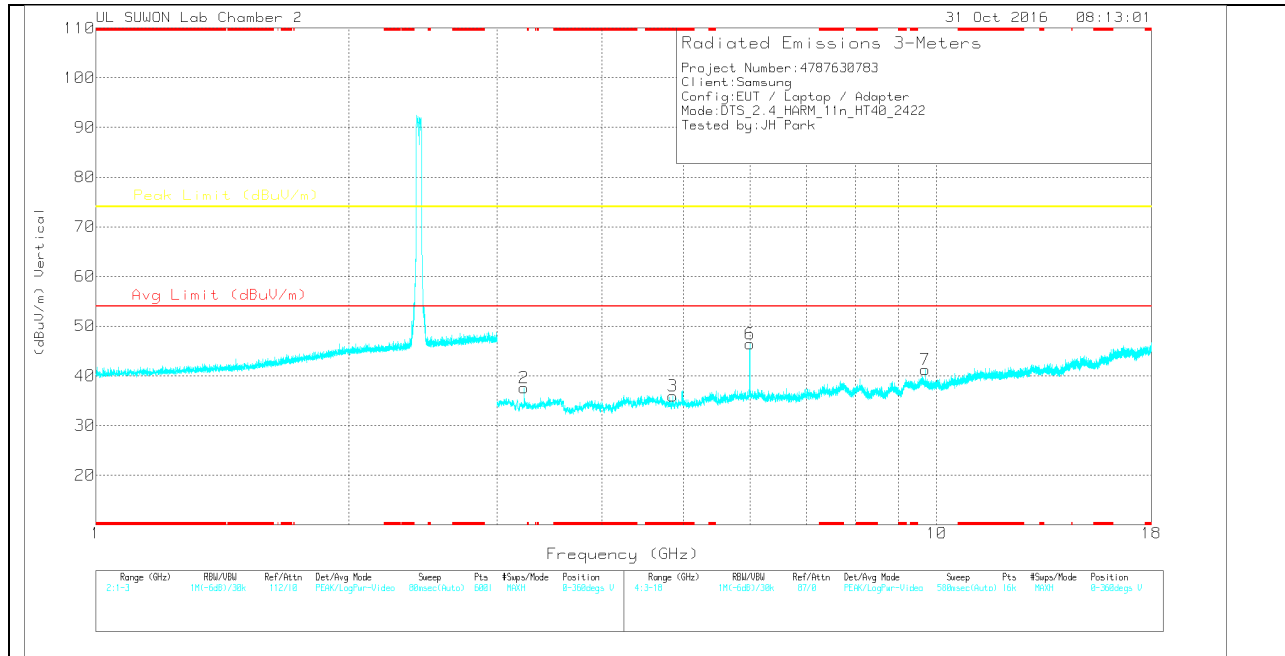
RMS - RMS detection

HARMONICS AND SPURIOUS EMISSIONS

3 CHANNEL HORIZONTAL



3 CHANNEL VERTICAL



Note: Emission was scanned up to 26GHz; No emissions were detected above the noise floor which was at least 20dB below the specification limit.

3 CHANNEL DATA

Trace Markers

| Marker | Frequency (GHz) | Meter Reading (dBuV) | Det | 3117(0016872 4)_150619 | Path_3 | DC Corr (dB) | Corrected Reading (dBuV/m) | Avg Limit (dBuV/m) | Margin (dB) | Peak Limit (dBuV/m) | Margin (dB) | Azimuth (Degs) | Height (cm) | Polarity |
|--------|-----------------|----------------------|-----|------------------------|--------|--------------|----------------------------|--------------------|-------------|---------------------|-------------|----------------|-------------|----------|
| 1 | 3.229 | 36.52 | PK | 32.6 | -26.1 | 0 | 43.02 | - | - | 74 | -30.98 | 0-360 | 150 | H |
| 4 | * 4.845 | 28.18 | PK | 33.9 | -25.3 | 0 | 36.78 | - | - | 74 | -37.22 | 0-360 | 150 | H |
| 5 | 5.997 | 33 | PK | 34.8 | -23.8 | 0 | 44 | - | - | 74 | -30 | 0-360 | 150 | H |
| 8 | 9.688 | 23.52 | PK | 36.9 | -19.1 | 0 | 41.32 | - | - | 74 | -32.68 | 0-360 | 250 | H |
| 2 | 3.229 | 31.04 | PK | 32.6 | -26.1 | 0 | 37.54 | - | - | 74 | -36.46 | 0-360 | 250 | V |
| 3 | * 4.853 | 27.29 | PK | 33.9 | -25.3 | 0 | 35.89 | - | - | 74 | -38.11 | 0-360 | 150 | V |
| 6 | 5.997 | 35.44 | PK | 34.8 | -23.8 | 0 | 46.44 | - | - | 74 | -27.56 | 0-360 | 250 | V |
| 7 | 9.688 | 23.4 | PK | 36.9 | -19.1 | 0 | 41.2 | - | - | 74 | -32.8 | 0-360 | 250 | V |

* - indicates frequency in CFR15.205/IC7.2.2 Restricted Band

PK – Peak Detector

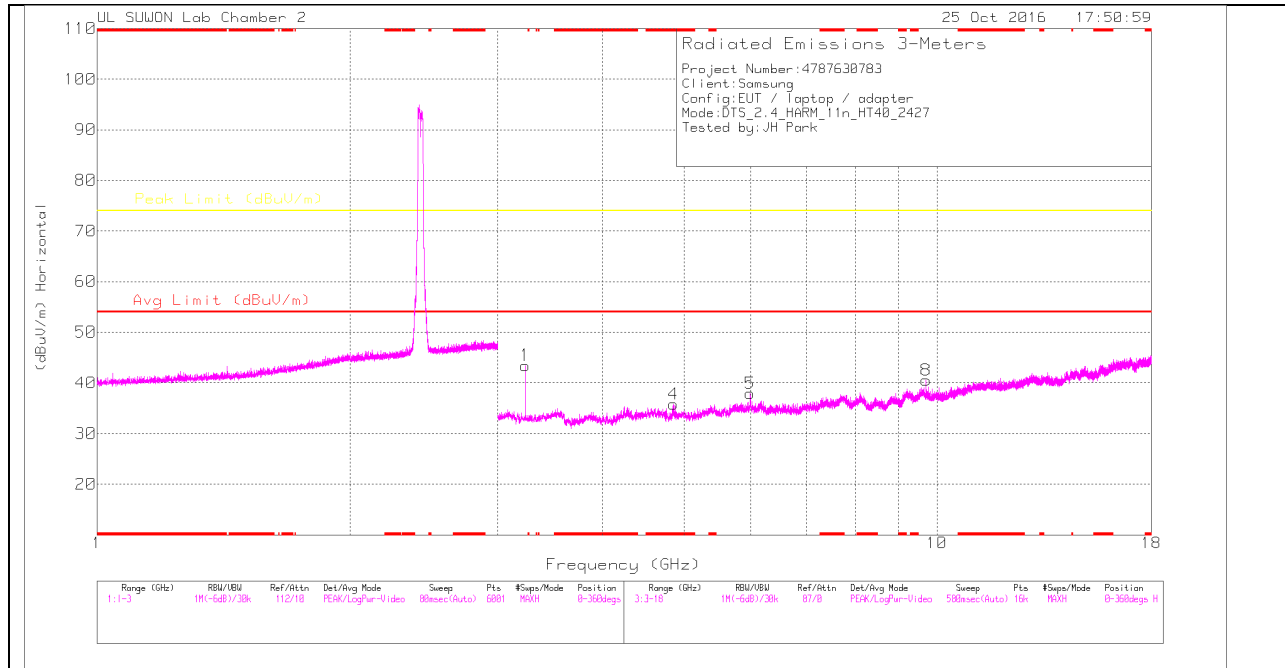
Radiated Emissions

| Frequency (GHz) | Meter Reading (dBuV) | Det | 3117(0016 8724)_150 619 | Path_3 | DC Corr (dB) | Corrected Reading (dBuV/m) | Avg Limit (dBuV/m) | Margin (dB) | Peak Limit (dBuV/m) | Margin (dB) | Azimuth (Degs) | Height (cm) | Polarity |
|-----------------|----------------------|-----|-------------------------|--------|--------------|----------------------------|--------------------|-------------|---------------------|-------------|----------------|-------------|----------|
| 3.229 | 42.06 | PK2 | 32.6 | -26.1 | 0 | 48.56 | - | - | 74 | -25.44 | 97 | 116 | H |
| 3.229 | 39.17 | PK2 | 32.6 | -26.1 | 0 | 45.67 | - | - | 74 | -28.33 | 199 | 400 | V |

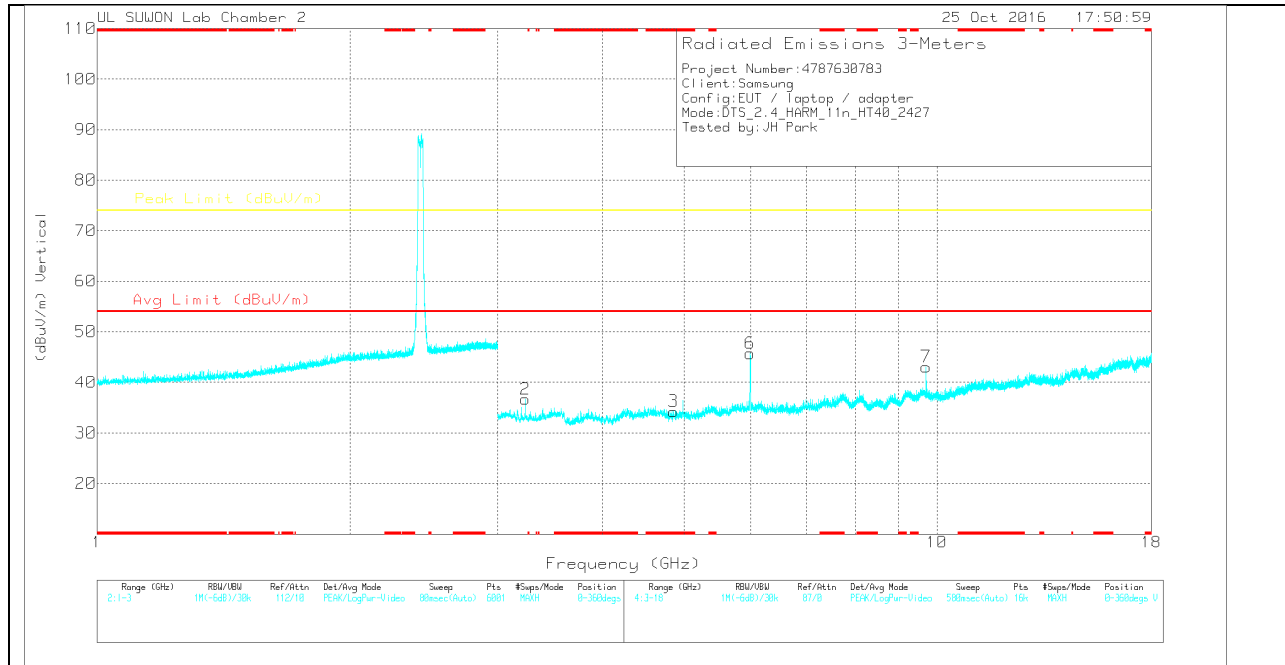
* - indicates frequency in CFR15.205/IC7.2.2 Restricted Band

PK2 - KDB558074 Method: Maximum Peak

4 CHANNEL HORIZONTAL



4 CHANNEL VERTICAL



Note: Emission was scanned up to 26GHz; No emissions were detected above the noise floor which was at least 20dB below the specification limit.

4 CHANNEL DATA

Trace Markers

| Marker | Frequency (GHz) | Meter Reading (dBuV) | Det | 3117(0016872 4)_150619 | Path_3 | DC Corr (dB) | Corrected Reading (dBuV/m) | Avg Limit (dBuV/m) | Margin (dB) | Peak Limit (dBuV/m) | Margin (dB) | Azimuth (Degs) | Height (cm) | Polarity |
|--------|-----------------|----------------------|-----|------------------------|--------|--------------|----------------------------|--------------------|-------------|---------------------|-------------|----------------|-------------|----------|
| 1 | 3.235 | 36.94 | PK | 32.6 | -26.1 | 0 | 43.44 | - | - | 74 | -30.56 | 0-360 | 150 | H |
| 4 | * 4.86 | 27.18 | PK | 33.9 | -25.3 | 0 | 35.78 | - | - | 74 | -38.22 | 0-360 | 150 | H |
| 5 | 5.995 | 26.91 | PK | 34.8 | -23.8 | 0 | 37.91 | - | - | 74 | -36.09 | 0-360 | 150 | H |
| 8 | 9.708 | 22.64 | PK | 37 | -19.1 | 0 | 40.54 | - | - | 74 | -33.46 | 0-360 | 250 | H |
| 2 | 3.235 | 30.18 | PK | 32.6 | -26.1 | 0 | 36.68 | - | - | 74 | -37.32 | 0-360 | 250 | V |
| 3 | * 4.859 | 25.64 | PK | 33.9 | -25.3 | 0 | 34.24 | - | - | 74 | -39.76 | 0-360 | 250 | V |
| 6 | 5.989 | 34.72 | PK | 34.8 | -23.8 | 0 | 45.72 | - | - | 74 | -28.28 | 0-360 | 250 | V |
| 7 | 9.708 | 25.15 | PK | 37 | -19.1 | 0 | 43.05 | - | - | 74 | -30.95 | 0-360 | 250 | V |

* - indicates frequency in CFR15.205/IC7.2.2 Restricted Band

PK – Peak Detector

Radiated Emissions

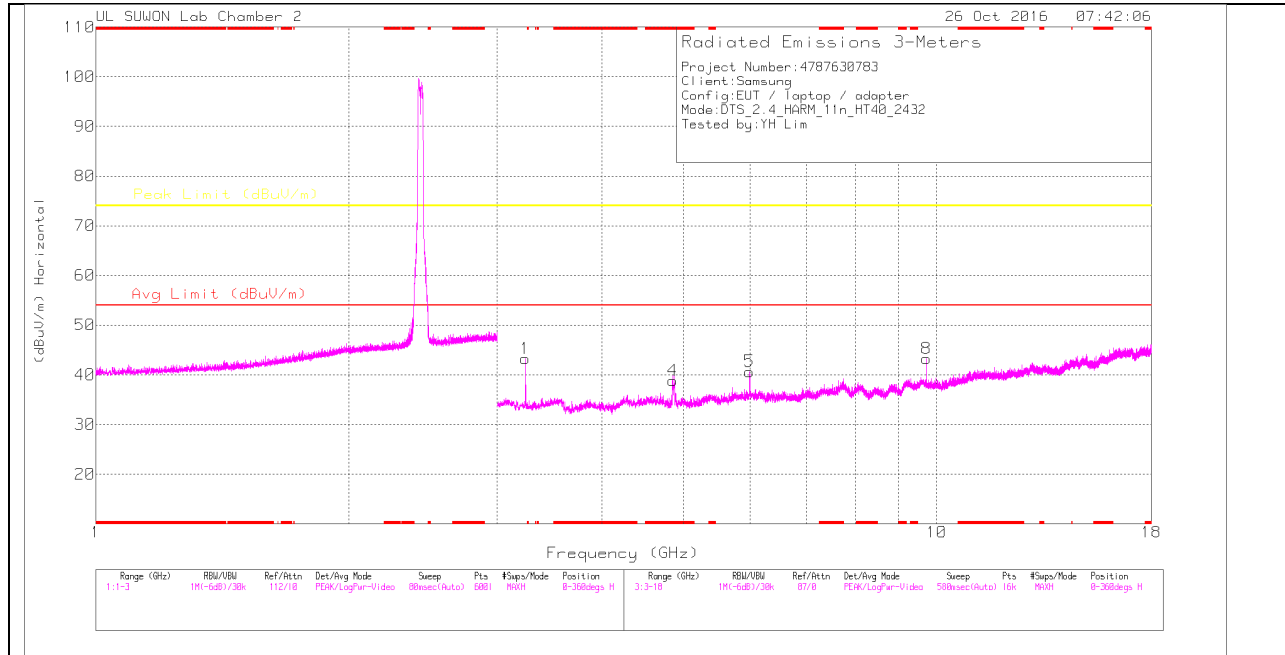
| Frequency (GHz) | Meter Reading (dBuV) | Det | 3117(0016 8724)_150 619 | Path_3 | DC Corr (dB) | Corrected Reading (dBuV/m) | Avg Limit (dBuV/m) | Margin (dB) | Peak Limit (dBuV/m) | Margin (dB) | Azimuth (Degs) | Height (cm) | Polarity |
|-----------------|----------------------|------|-------------------------|--------|--------------|----------------------------|--------------------|-------------|---------------------|-------------|----------------|-------------|----------|
| 3.236 | 42.31 | PK2 | 32.6 | -26.1 | 0 | 48.81 | - | - | 74 | -25.19 | 337 | 240 | H |
| 3.236 | 39.35 | PK2 | 32.6 | -26.1 | 0 | 45.85 | - | - | 74 | -28.15 | 14 | 103 | V |
| * 4.858 | 36.74 | PK2 | 33.9 | -25.3 | 0 | 45.34 | - | - | 74 | -28.66 | 55 | 106 | V |
| * 4.854 | 24.42 | MAv1 | 33.9 | -25.3 | .46 | 33.48 | 54 | -20.52 | - | - | 55 | 106 | V |
| * 4.861 | 38.76 | PK2 | 33.9 | -25.3 | 0 | 47.36 | - | - | 74 | -26.64 | 0 | 383 | H |
| * 4.859 | 26.25 | MAv1 | 33.9 | -25.3 | .46 | 35.31 | 54 | -18.69 | - | - | 0 | 383 | H |
| 9.708 | 32.22 | PK2 | 37 | -19.1 | 0 | 50.12 | - | - | 74 | -23.88 | 98 | 153 | H |
| 9.708 | 33.2 | PK2 | 37 | -19.1 | 0 | 51.1 | - | - | 74 | -22.9 | 199 | 279 | V |

* - indicates frequency in CFR15.205/IC7.2.2 Restricted Band

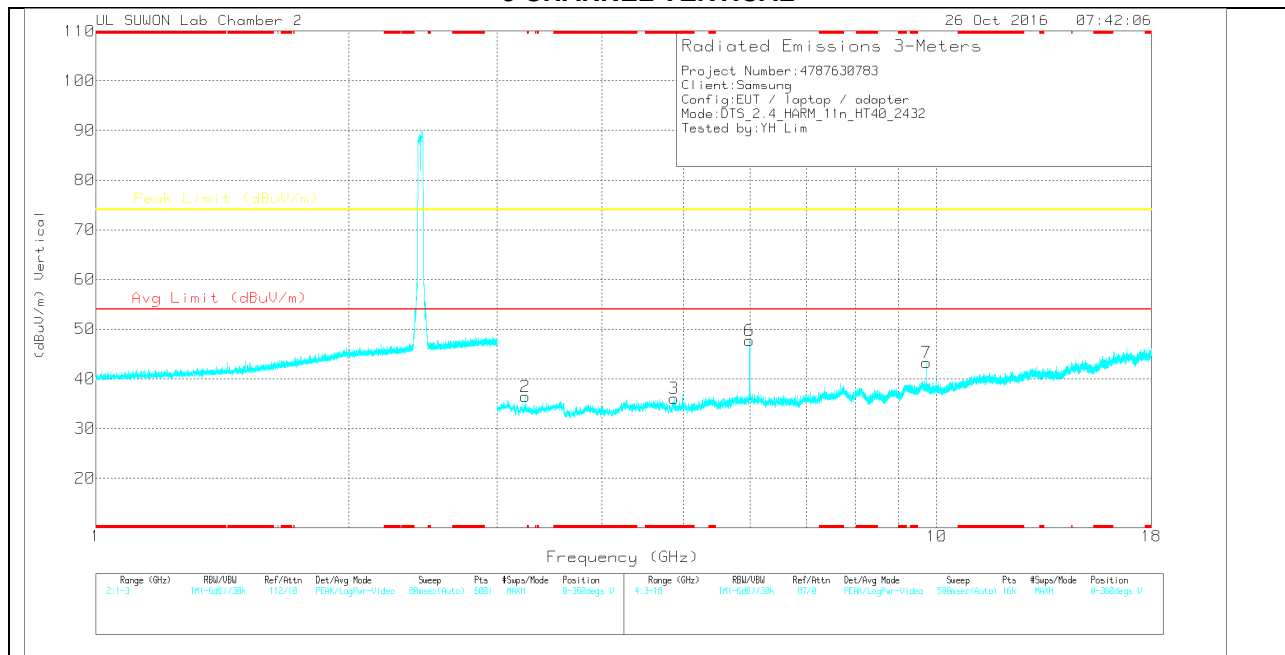
PK2 - KDB558074 Method: Maximum Peak

MAv1 - KDB558074 Option 1 Maximum RMS Average

5 CHANNEL HORIZONTAL



5 CHANNEL VERTICAL



Note: Emission was scanned up to 26GHz; No emissions were detected above the noise floor which was at least 20dB below the specification limit.

5 CHANNEL DATA

Trace Markers

| Marker | Frequency (GHz) | Meter Reading (dBuV) | Det | 3117(0016872 4)_150619 | Path_3 | DC Corr (dB) | Corrected Reading (dBuV/m) | Avg Limit (dBuV/m) | Margin (dB) | Peak Limit (dBuV/m) | Margin (dB) | Azimuth (Degs) | Height (cm) | Polarity |
|--------|-----------------|----------------------|-----|------------------------|--------|--------------|----------------------------|--------------------|-------------|---------------------|-------------|----------------|-------------|----------|
| 1 | 3.242 | 36.72 | Pk | 32.6 | -26.1 | 0 | 43.22 | - | - | 74 | -30.78 | 0-360 | 150 | H |
| 4 | * 4.852 | 30.3 | Pk | 33.9 | -25.3 | 0 | 38.9 | - | - | 74 | -35.1 | 0-360 | 150 | H |
| 5 | 5.989 | 29.68 | Pk | 34.8 | -23.8 | 0 | 40.68 | - | - | 74 | -33.32 | 0-360 | 150 | H |
| 8 | 9.728 | 25.43 | Pk | 37 | -19.2 | 0 | 43.23 | - | - | 74 | -30.77 | 0-360 | 150 | H |
| 2 | 3.242 | 30 | Pk | 32.6 | -26.1 | 0 | 36.5 | - | - | 74 | -37.5 | 0-360 | 150 | V |
| 3 | * 4.87 | 27.35 | Pk | 33.9 | -25.2 | 0 | 36.05 | - | - | 74 | -37.95 | 0-360 | 250 | V |
| 6 | 5.988 | 36.7 | Pk | 34.8 | -23.8 | 0 | 47.7 | - | - | 74 | -26.3 | 0-360 | 150 | V |
| 7 | 9.728 | 25.52 | Pk | 37 | -19.2 | 0 | 43.32 | - | - | 74 | -30.68 | 0-360 | 150 | V |

* - indicates frequency in CFR15.205/IC7.2.2 Restricted Band

Pk – Peak detector

Radiated Emissions

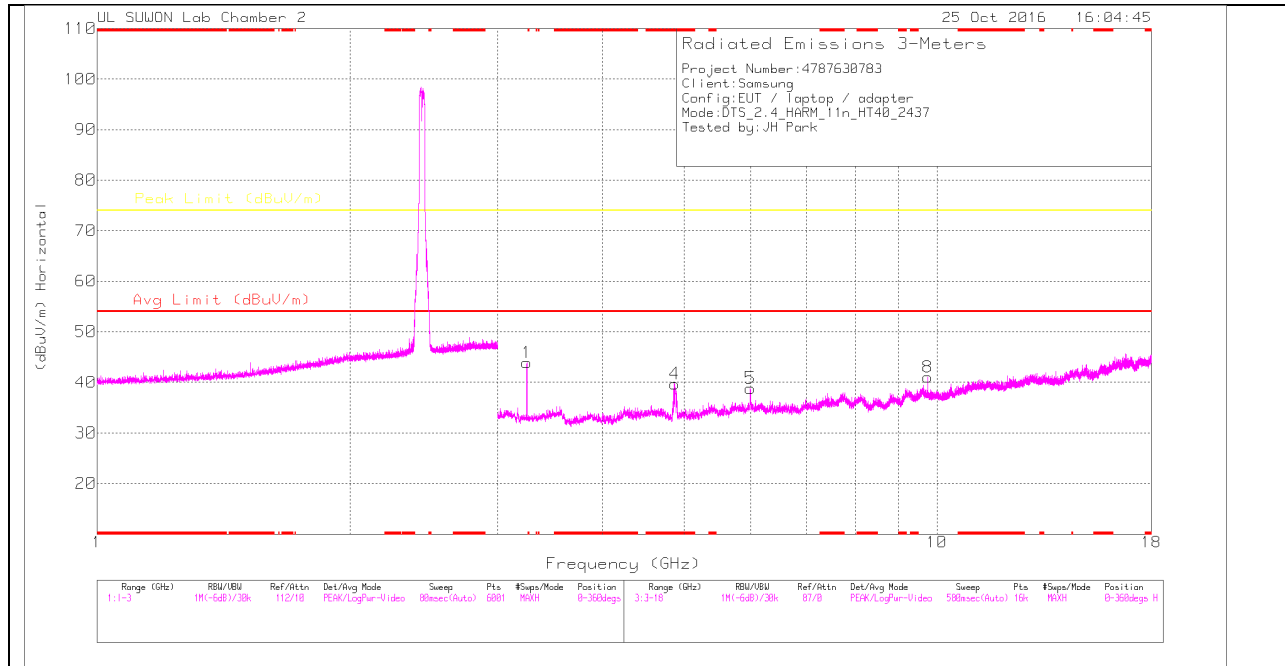
| Frequency (GHz) | Meter Reading (dBuV) | Det | 3117(0016 8724)_150 619 | Path_3 | DC Corr (dB) | Corrected Reading (dBuV/m) | Avg Limit (dBuV/m) | Margin (dB) | Peak Limit (dBuV/m) | Margin (dB) | Azimuth (Degs) | Height (cm) | Polarity |
|-----------------|----------------------|------|-------------------------|--------|--------------|----------------------------|--------------------|-------------|---------------------|-------------|----------------|-------------|----------|
| 3.243 | 42.16 | PK2 | 32.6 | -26.1 | 0 | 48.66 | - | - | 74 | -25.34 | 358 | 134 | H |
| 3.243 | 39.7 | PK2 | 32.6 | -26.1 | 0 | 46.2 | - | - | 74 | -27.8 | 269 | 107 | V |
| * 4.858 | 36.76 | PK2 | 33.9 | -25.3 | 0 | 45.36 | - | - | 74 | -28.64 | 34 | 257 | V |
| * 4.857 | 24.91 | MAv1 | 33.9 | -25.3 | .46 | 33.97 | 54 | -20.03 | - | - | 34 | 257 | V |
| * 4.852 | 41.38 | PK2 | 33.9 | -25.3 | 0 | 49.98 | - | - | 74 | -24.02 | 343 | 145 | H |
| * 4.853 | 29.05 | MAv1 | 33.9 | -25.3 | .46 | 38.11 | 54 | -15.89 | - | - | 343 | 145 | H |
| 9.729 | 32.54 | PK2 | 37 | -19.2 | 0 | 50.34 | - | - | 74 | -23.66 | 41 | 126 | H |
| 9.728 | 33.54 | PK2 | 37 | -19.2 | 0 | 51.34 | - | - | 74 | -22.66 | 126 | 109 | V |

* - indicates frequency in CFR15.205/IC7.2.2 Restricted Band

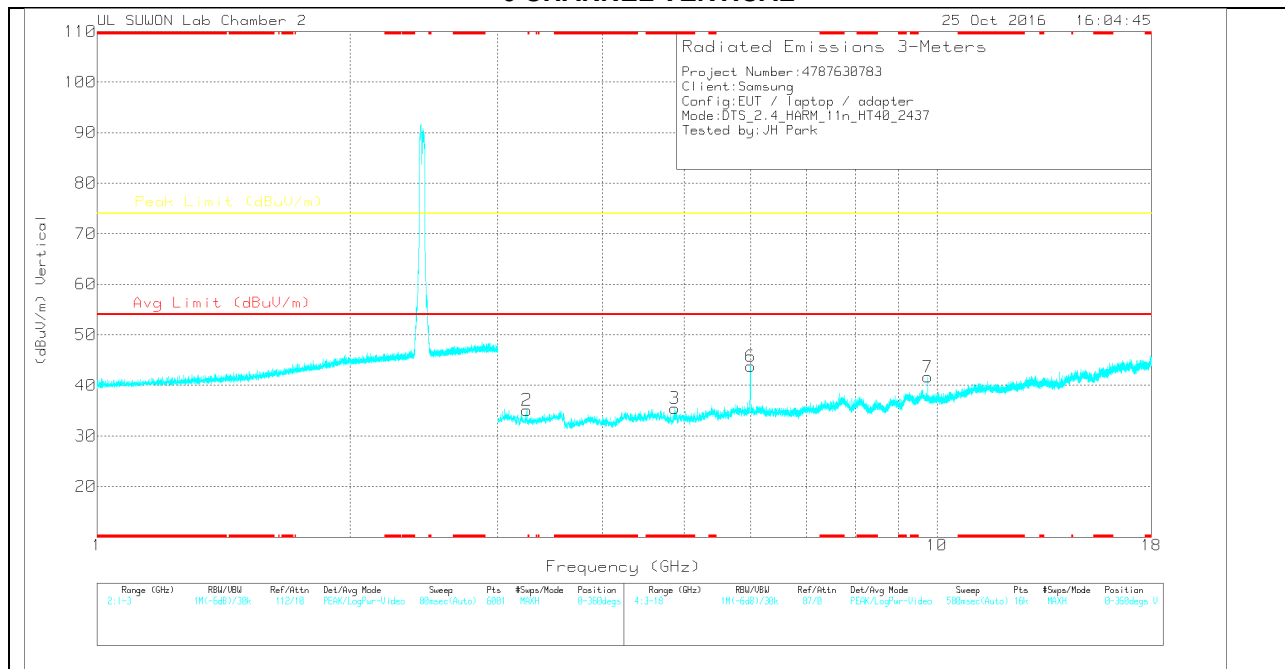
PK2 - KDB558074 Method: Maximum Peak

MAv1 - KDB558074 Option 1 Maximum RMS Average

6 CHANNEL HORIZONTAL



6 CHANNEL VERTICAL



Note: Emission was scanned up to 26GHz; No emissions were detected above the noise floor which was at least 20dB below the specification limit.

6 CHANNEL DATA

Trace Markers

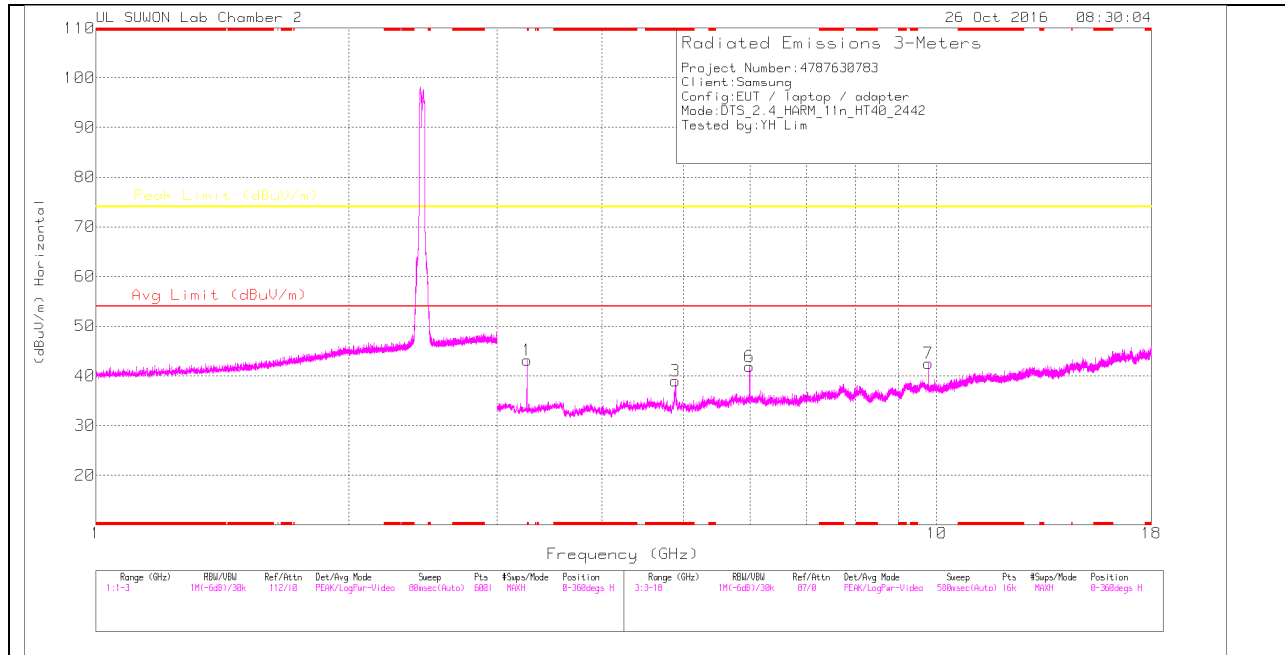
| Marker | Frequency (GHz) | Meter Reading (dBuV) | Det | 3117(0016872 4)_150619 | Path_3 | DC Corr (dB) | Corrected Reading (dBuV/m) | Avg Limit (dBuV/m) | Margin (dB) | Peak Limit (dBuV/m) | Margin (dB) | Azimuth (Degs) | Height (cm) | Polarity |
|--------|-----------------|----------------------|-----|------------------------|--------|--------------|----------------------------|--------------------|-------------|---------------------|-------------|----------------|-------------|----------|
| 1 | * 4.866 | 25.02 | Pk | 33.9 | -25.3 | 0 | 33.62 | - | - | 74 | -40.38 | 0-360 | 100 | H |
| 4 | * 7.32 | 22.61 | Pk | 35.9 | -22.5 | 0 | 36.01 | - | - | 74 | -37.99 | 0-360 | 100 | H |
| 5 | 9.734 | 20.5 | Pk | 37 | -19.3 | 0 | 38.2 | - | - | 74 | -35.8 | 0-360 | 200 | H |
| 2 | * 4.861 | 25.59 | Pk | 33.9 | -25.3 | 0 | 34.19 | - | - | 74 | -39.81 | 0-360 | 100 | V |
| 3 | * 7.316 | 23.14 | Pk | 35.9 | -22.6 | 0 | 36.44 | - | - | 74 | -37.56 | 0-360 | 200 | V |
| 6 | 9.75 | 20.7 | Pk | 37 | -19.3 | 0 | 38.4 | - | - | 74 | -35.6 | 0-360 | 100 | V |

* - indicates frequency in CFR15.205/IC7.2.2 Restricted Band

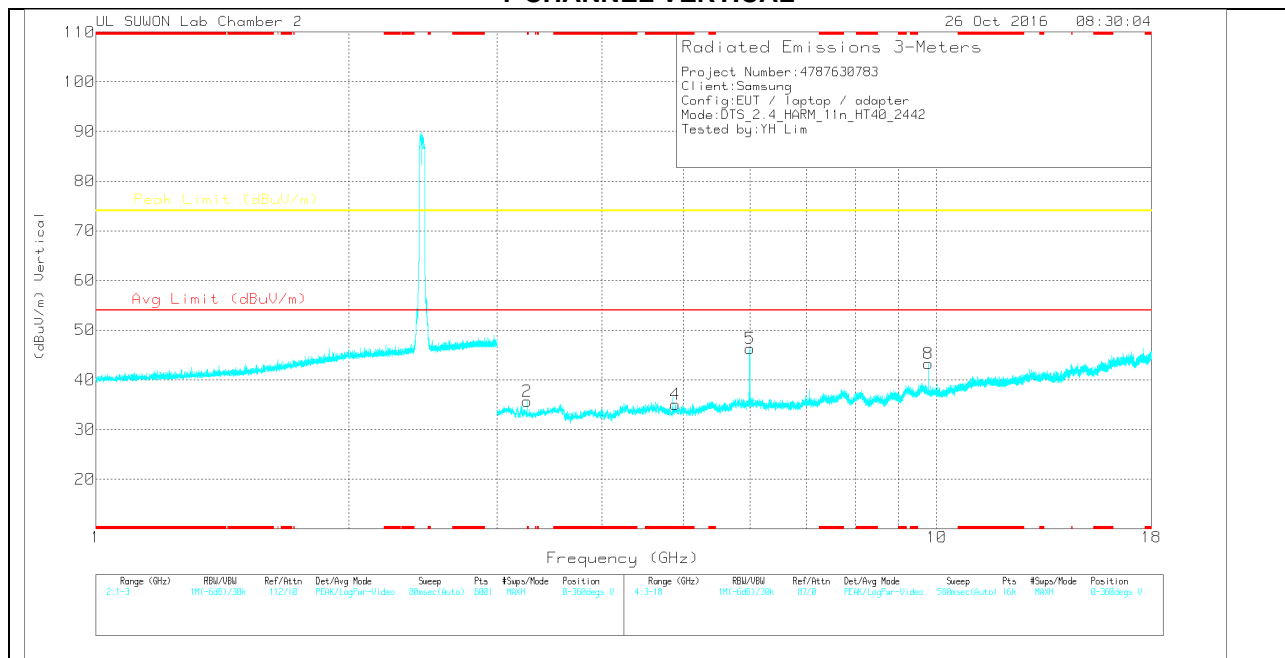
Pk – Peak detector

Note: Only peak measurement was performed. Because peak measurement result of unwanted emission is less than average limit (54dBuV/m).

7 CHANNEL HORIZONTAL



7 CHANNEL VERTICAL



Note: Emission was scanned up to 26GHz; No emissions were detected above the noise floor which was at least 20dB below the specification limit.

7 CHANNEL DATA

Trace Markers

| Marker | Frequency (GHz) | Meter Reading (dBuV) | Det | 3117(0016872 4)_150619 | Path_3 | DC Corr (dB) | Corrected Reading (dBuV/m) | Avg Limit (dBuV/m) | Margin (dB) | Peak Limit (dBuV/m) | Margin (dB) | Azimuth (Degs) | Height (cm) | Polarity |
|--------|-----------------|----------------------|-----|------------------------|--------|--------------|----------------------------|--------------------|-------------|---------------------|-------------|----------------|-------------|----------|
| 1 | 3.256 | 36.73 | Pk | 32.6 | -26.2 | 0 | 43.13 | - | - | 74 | -30.87 | 0-360 | 150 | H |
| 3 | * 4.892 | 30.27 | Pk | 33.9 | -25.2 | 0 | 38.97 | - | - | 74 | -35.03 | 0-360 | 150 | H |
| 6 | 5.989 | 30.87 | Pk | 34.8 | -23.8 | 0 | 41.87 | - | - | 74 | -32.13 | 0-360 | 150 | H |
| 7 | 9.768 | 24.86 | Pk | 37 | -19.3 | 0 | 42.56 | - | - | 74 | -31.44 | 0-360 | 150 | H |
| 2 | 3.256 | 29.26 | Pk | 32.6 | -26.2 | 0 | 35.66 | - | - | 74 | -38.34 | 0-360 | 150 | V |
| 4 | * 4.888 | 26.37 | Pk | 33.9 | -25.2 | 0 | 35.07 | - | - | 74 | -38.93 | 0-360 | 250 | V |
| 5 | 5.997 | 35.36 | Pk | 34.8 | -23.8 | 0 | 46.36 | - | - | 74 | -27.64 | 0-360 | 150 | V |
| 8 | 9.768 | 25.54 | Pk | 37 | -19.3 | 0 | 43.24 | - | - | 74 | -30.76 | 0-360 | 150 | V |

* - indicates frequency in CFR15.205/IC7.2.2 Restricted Band

Pk – Peak detector

Radiated Emissions

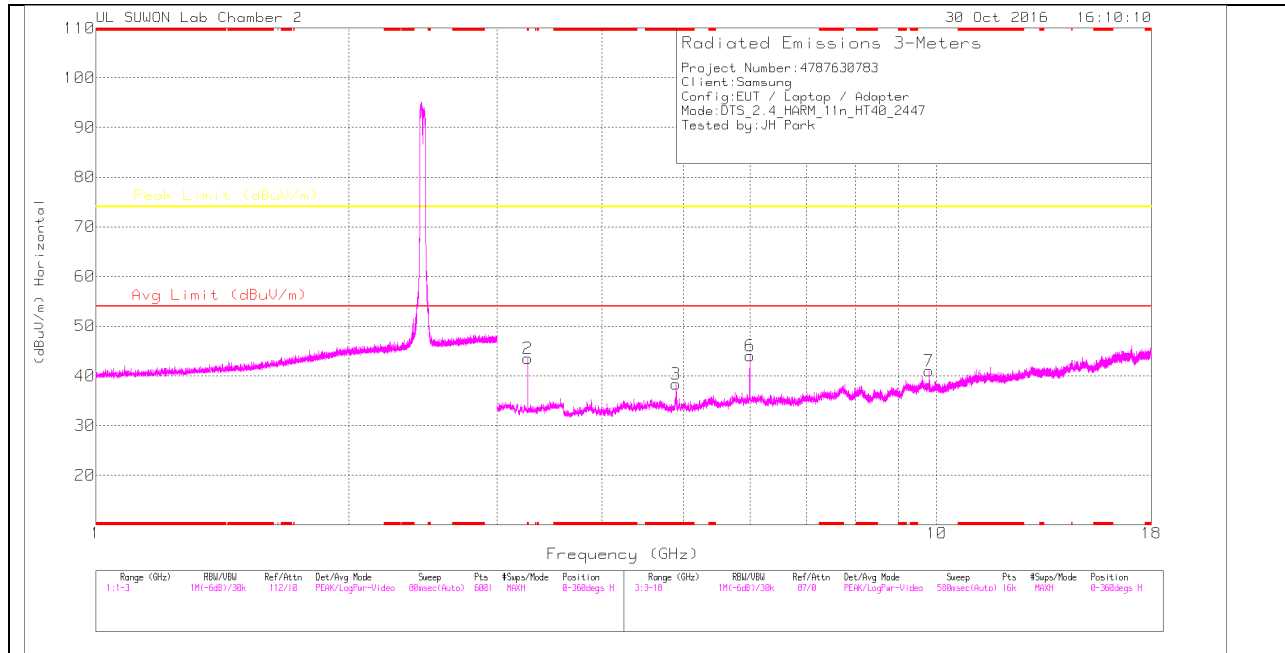
| Frequency (GHz) | Meter Reading (dBuV) | Det | 3117(0016 8724)_150 619 | Path_3 | DC Corr (dB) | Corrected Reading (dBuV/m) | Avg Limit (dBuV/m) | Margin (dB) | Peak Limit (dBuV/m) | Margin (dB) | Azimuth (Degs) | Height (cm) | Polarity |
|-----------------|----------------------|------|-------------------------|--------|--------------|----------------------------|--------------------|-------------|---------------------|-------------|----------------|-------------|----------|
| 3.256 | 41.54 | PK2 | 32.6 | -26.2 | 0 | 47.94 | - | - | 74 | -26.06 | 357 | 125 | H |
| 3.256 | 39.09 | PK2 | 32.6 | -26.2 | 0 | 45.49 | - | - | 74 | -28.51 | 284 | 103 | V |
| 9.768 | 32.95 | PK2 | 37 | -19.3 | 0 | 50.65 | - | - | 74 | -23.35 | 101 | 100 | V |
| 9.768 | 32.25 | PK2 | 37 | -19.3 | 0 | 49.95 | - | - | 74 | -24.05 | 48 | 127 | H |
| * 4.892 | 40.65 | PK2 | 33.9 | -25.2 | 0 | 49.35 | - | - | 74 | -24.65 | 344 | 337 | H |
| * 4.892 | 28.34 | MAv1 | 33.9 | -25.2 | .46 | 37.5 | 54 | -16.5 | - | - | 344 | 337 | H |
| * 4.893 | 39.34 | PK2 | 33.9 | -25.2 | 0 | 48.04 | - | - | 74 | -25.96 | 227 | 379 | V |
| * 4.891 | 27.4 | MAv1 | 33.9 | -25.2 | .46 | 36.56 | 54 | -17.44 | - | - | 227 | 379 | V |

* - indicates frequency in CFR15.205/IC7.2.2 Restricted Band

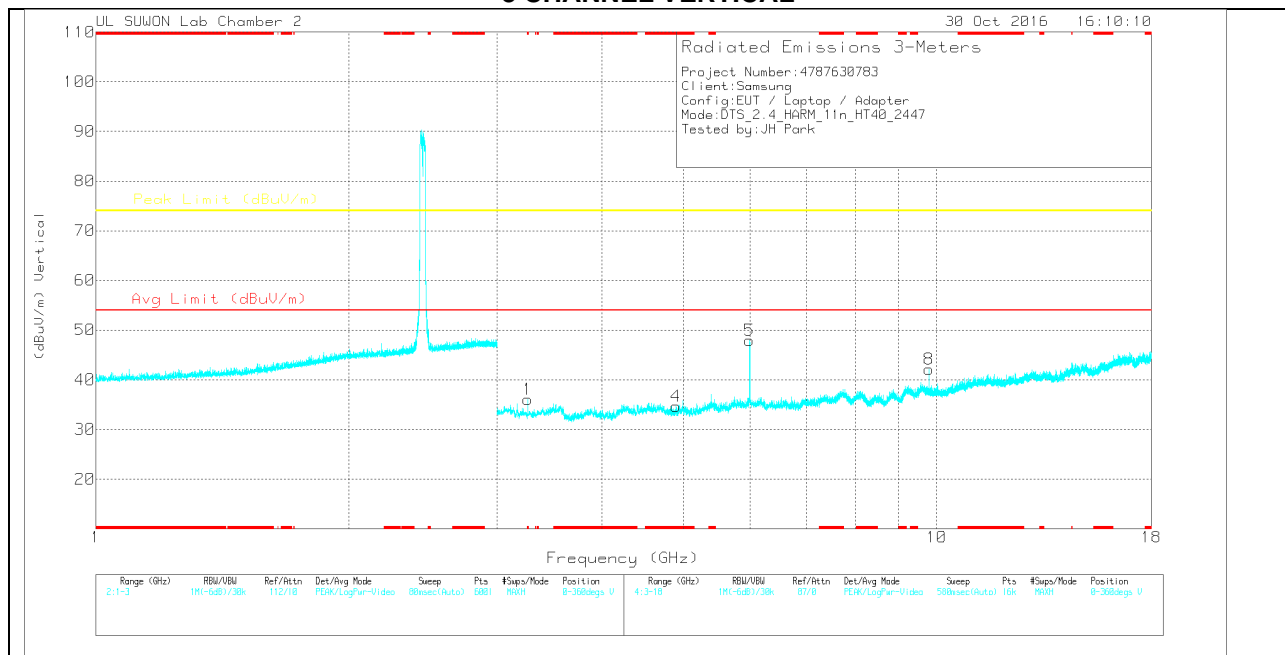
PK2 - KDB558074 Method: Maximum Peak

MAv1 - KDB558074 Option 1 Maximum RMS Average

8 CHANNEL HORIZONTAL



8 CHANNEL VERTICAL



Note: Emission was scanned up to 26GHz; No emissions were detected above the noise floor which was at least 20dB below the specification limit.

8 CHANNEL DATA

Trace Markers

| Marker | Frequency (GHz) | Meter Reading (dBuV) | Det | 3117(0016872 4)_150619 | Path_3 | DC Corr (dB) | Corrected Reading (dBuV/m) | Avg Limit (dBuV/m) | Margin (dB) | Peak Limit (dBuV/m) | Margin (dB) | Azimuth (Degs) | Height (cm) | Polarity |
|--------|-----------------|----------------------|-----|------------------------|--------|--------------|----------------------------|--------------------|-------------|---------------------|-------------|----------------|-------------|----------|
| 2 | * 3.262 | 37.09 | PK | 32.6 | -26.2 | 0 | 43.49 | - | - | 74 | -30.51 | 0-360 | 150 | H |
| 3 | * 4.896 | 29.65 | PK | 33.9 | -25.2 | 0 | 38.35 | - | - | 74 | -35.65 | 0-360 | 250 | H |
| 6 | 5.998 | 33.02 | PK | 34.8 | -23.8 | 0 | 44.02 | - | - | 74 | -29.98 | 0-360 | 150 | H |
| 7 | 9.788 | 23.35 | PK | 37 | -19.3 | 0 | 41.05 | - | - | 74 | -32.95 | 0-360 | 250 | H |
| 1 | * 3.262 | 29.62 | PK | 32.6 | -26.2 | 0 | 36.02 | - | - | 74 | -37.98 | 0-360 | 250 | V |
| 4 | * 4.894 | 26.02 | PK | 33.9 | -25.2 | 0 | 34.72 | - | - | 74 | -39.28 | 0-360 | 150 | V |
| 5 | 5.989 | 36.9 | PK | 34.8 | -23.8 | 0 | 47.9 | - | - | 74 | -26.1 | 0-360 | 250 | V |
| 8 | 9.788 | 24.41 | PK | 37 | -19.3 | 0 | 42.11 | - | - | 74 | -31.89 | 0-360 | 250 | V |

* - indicates frequency in CFR15.205/IC7.2.2 Restricted Band

PK – Peak Detector

Radiated Emissions

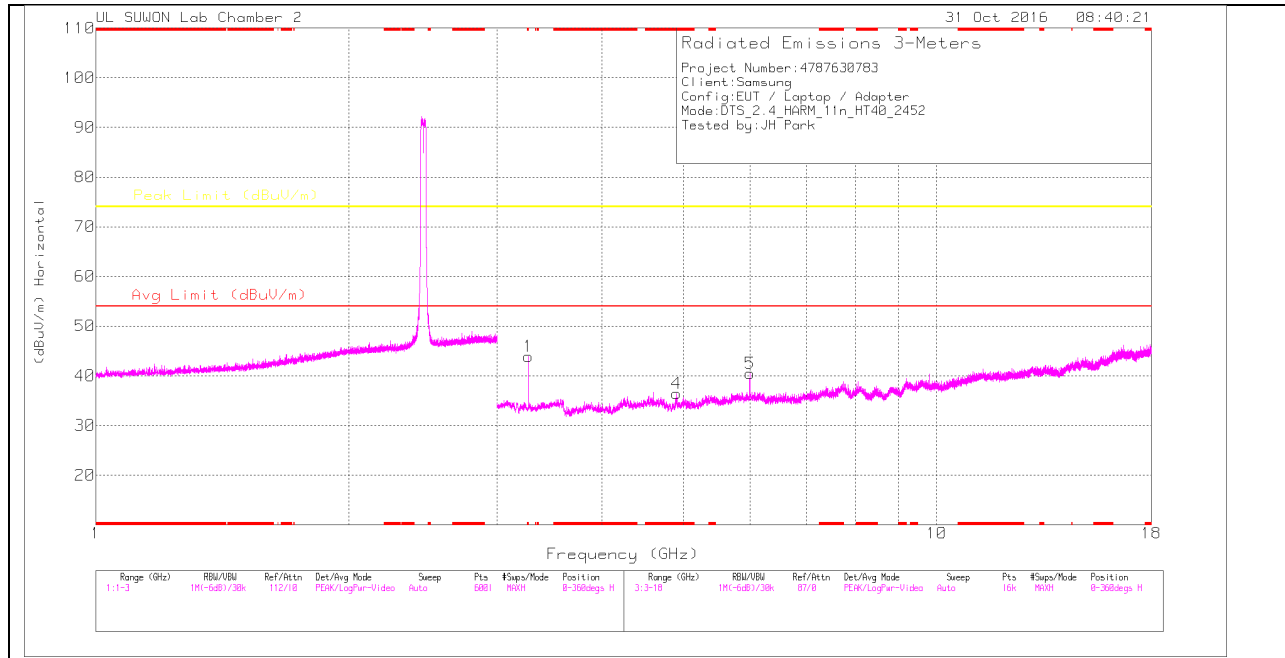
| Frequency (GHz) | Meter Reading (dBuV) | Det | 3117(0016 8724)_150 619 | Path_3 | DC Corr (dB) | Corrected Reading (dBuV/m) | Avg Limit (dBuV/m) | Margin (dB) | Peak Limit (dBuV/m) | Margin (dB) | Azimuth (Degs) | Height (cm) | Polarity |
|-----------------|----------------------|------|-------------------------|--------|--------------|----------------------------|--------------------|-------------|---------------------|-------------|----------------|-------------|----------|
| * 3.263 | 42.54 | PK2 | 32.6 | -26.2 | 0 | 48.94 | - | - | 74 | -25.06 | 343 | 293 | H |
| * 3.263 | 34.98 | MAv1 | 32.6 | -26.2 | 0 | 41.38 | 54 | -12.62 | - | - | 343 | 293 | H |
| * 3.263 | 38.99 | PK2 | 32.6 | -26.2 | 0 | 45.39 | - | - | 74 | -28.61 | 225 | 121 | V |
| * 3.263 | 27.72 | MAv1 | 32.6 | -26.2 | 0 | 34.12 | 54 | -19.88 | - | - | 225 | 121 | V |
| 9.788 | 32.96 | PK2 | 37 | -19.3 | 0 | 50.66 | - | - | 74 | -23.34 | 299 | 100 | H |
| 9.788 | 32.73 | PK2 | 37 | -19.3 | 0 | 50.43 | - | - | 74 | -23.57 | 50 | 107 | V |
| * 4.902 | 37.5 | PK2 | 33.9 | -25.2 | 0 | 46.2 | - | - | 74 | -27.8 | 124 | 364 | V |
| * 4.894 | 25.65 | MAv1 | 33.9 | -25.2 | .46 | 34.81 | 54 | -19.19 | - | - | 124 | 364 | V |
| * 4.896 | 38.56 | PK2 | 33.9 | -25.2 | 0 | 47.26 | - | - | 74 | -26.74 | 17 | 107 | H |
| * 4.894 | 24.59 | MAv1 | 33.9 | -25.2 | .46 | 33.75 | 54 | -20.25 | - | - | 17 | 107 | H |

* - indicates frequency in CFR15.205/IC7.2.2 Restricted Band

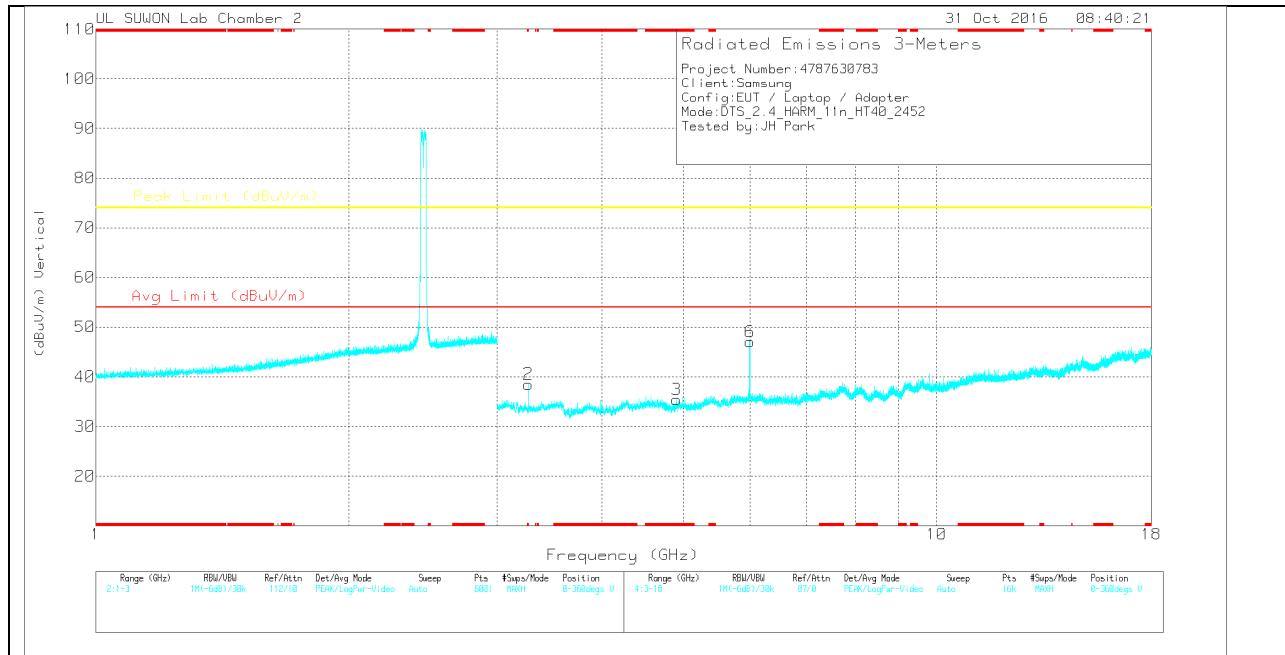
PK2 - KDB558074 Method: Maximum Peak

MAv1 - KDB558074 Option 1 Maximum RMS Average

9 CHANNEL HORIZONTAL



9 CHANNEL VERTICAL



Note: Emission was scanned up to 26GHz; No emissions were detected above the noise floor which was at least 20dB below the specification limit.

9 CHANNEL DATA

Trace Markers

| Marker | Frequency (GHz) | Meter Reading (dBuV) | Det | 3117(0016872 4)_150619 | Path_3 | DC Corr (dB) | Corrected Reading (dBuV/m) | Avg Limit (dBuV/m) | Margin (dB) | Peak Limit (dBuV/m) | Margin (dB) | Azimuth (Degs) | Height (cm) | Polarity |
|--------|-----------------|----------------------|-----|------------------------|--------|--------------|----------------------------|--------------------|-------------|---------------------|-------------|----------------|-------------|----------|
| 1 | 3.269 | 37.49 | PK | 32.6 | -26.2 | 0 | 43.89 | - | - | 74 | -30.11 | 0-360 | 150 | H |
| 4 | * 4.904 | 27.8 | PK | 33.9 | -25.2 | 0 | 36.5 | - | - | 74 | -37.5 | 0-360 | 250 | H |
| 5 | 5.996 | 29.5 | PK | 34.8 | -23.8 | 0 | 40.5 | - | - | 74 | -33.5 | 0-360 | 150 | H |
| 2 | 3.269 | 32.13 | PK | 32.6 | -26.2 | 0 | 38.53 | - | - | 74 | -35.47 | 0-360 | 250 | V |
| 3 | * 4.903 | 26.73 | PK | 33.9 | -25.2 | 0 | 35.43 | - | - | 74 | -38.57 | 0-360 | 250 | V |
| 6 | 5.998 | 36.12 | PK | 34.8 | -23.8 | 0 | 47.12 | - | - | 74 | -26.88 | 0-360 | 150 | V |

* - indicates frequency in CFR15.205/IC7.2.2 Restricted Band

PK – Peak Detector

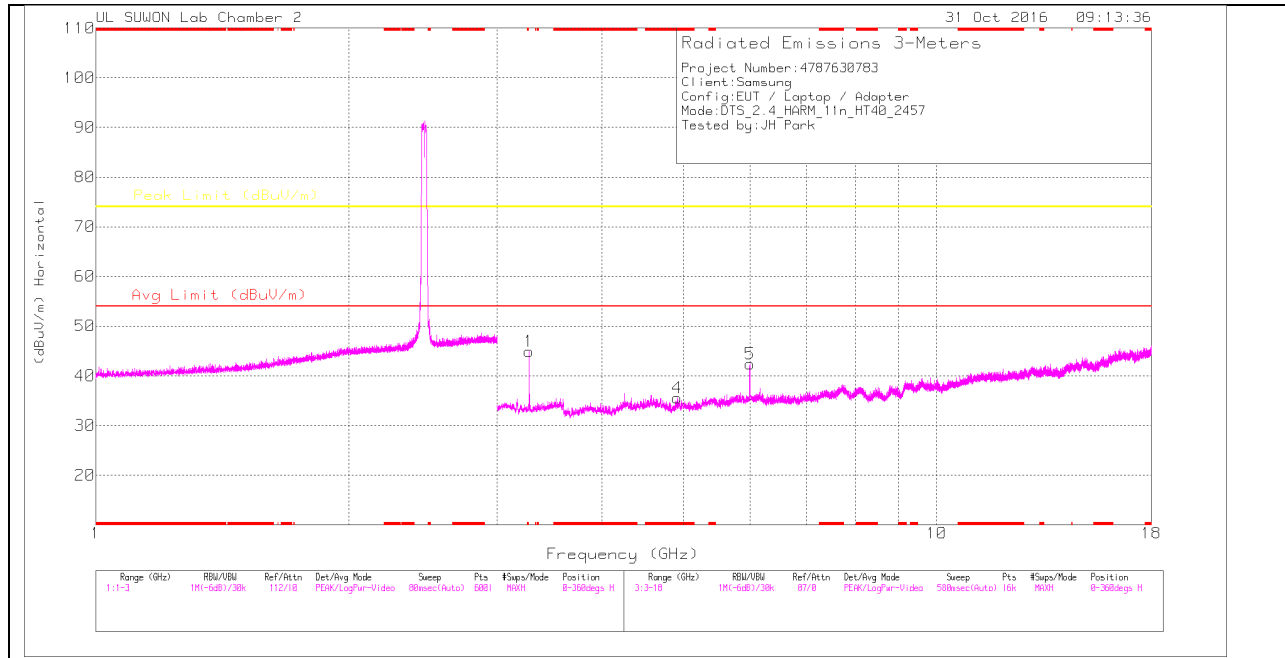
Radiated Emissions

| Frequency (GHz) | Meter Reading (dBuV) | Det | 3117(0016 8724)_150 619 | Path_3 | DC Corr (dB) | Corrected Reading (dBuV/m) | Avg Limit (dBuV/m) | Margin (dB) | Peak Limit (dBuV/m) | Margin (dB) | Azimuth (Degs) | Height (cm) | Polarity |
|-----------------|----------------------|-----|-------------------------|--------|--------------|----------------------------|--------------------|-------------|---------------------|-------------|----------------|-------------|----------|
| 3.269 | 42.76 | PK2 | 32.6 | -26.2 | 0 | 49.16 | - | - | 74 | -24.84 | 351 | 129 | H |
| 3.269 | 39.28 | PK2 | 32.6 | -26.2 | 0 | 45.68 | - | - | 74 | -28.32 | 305 | 348 | V |

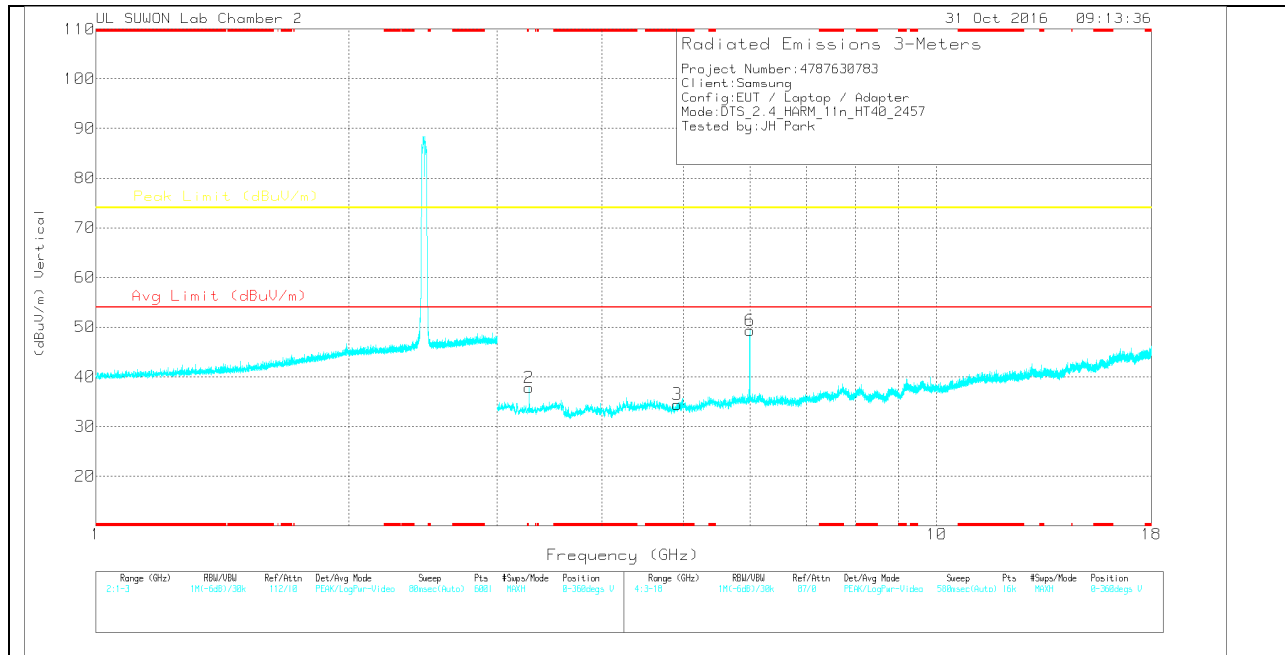
* - indicates frequency in CFR15.205/IC7.2.2 Restricted Band

PK2 - KDB558074 Method: Maximum Peak

10 CHANNEL HORIZONTAL



10 CHANNEL VERTICAL



Note: Emission was scanned up to 26GHz; No emissions were detected above the noise floor which was at least 20dB below the specification limit.

10 CHANNEL DATA

Trace Markers

| Marker | Frequency (GHz) | Meter Reading (dBuV) | Det | 3117(0016872 4)_150619 | Path_3 | DC Corr (dB) | Corrected Reading (dBuV/m) | Avg Limit (dBuV/m) | Margin (dB) | Peak Limit (dBuV/m) | Margin (dB) | Azimuth (Degs) | Height (cm) | Polarity |
|--------|-----------------|----------------------|-----|------------------------|--------|--------------|----------------------------|--------------------|-------------|---------------------|-------------|----------------|-------------|----------|
| 1 | 3.276 | 38.38 | PK | 32.6 | -26.1 | 0 | 44.88 | - | - | 74 | -29.12 | 0-360 | 150 | H |
| 4 | * 4.913 | 26.91 | PK | 33.9 | -25.2 | 0 | 35.61 | - | - | 74 | -38.39 | 0-360 | 250 | H |
| 5 | 5.996 | 31.33 | PK | 34.8 | -23.8 | 0 | 42.33 | - | - | 74 | -31.67 | 0-360 | 250 | H |
| 2 | 3.276 | 31.37 | PK | 32.6 | -26.1 | 0 | 37.87 | - | - | 74 | -36.13 | 0-360 | 250 | V |
| 3 | * 4.914 | 25.68 | PK | 33.9 | -25.1 | 0 | 34.48 | - | - | 74 | -39.52 | 0-360 | 250 | V |
| 6 | 5.998 | 38.36 | PK | 34.8 | -23.8 | 0 | 49.36 | - | - | 74 | -24.64 | 0-360 | 150 | V |

* - indicates frequency in CFR15.205/IC7.2.2 Restricted Band

PK – Peak Detector

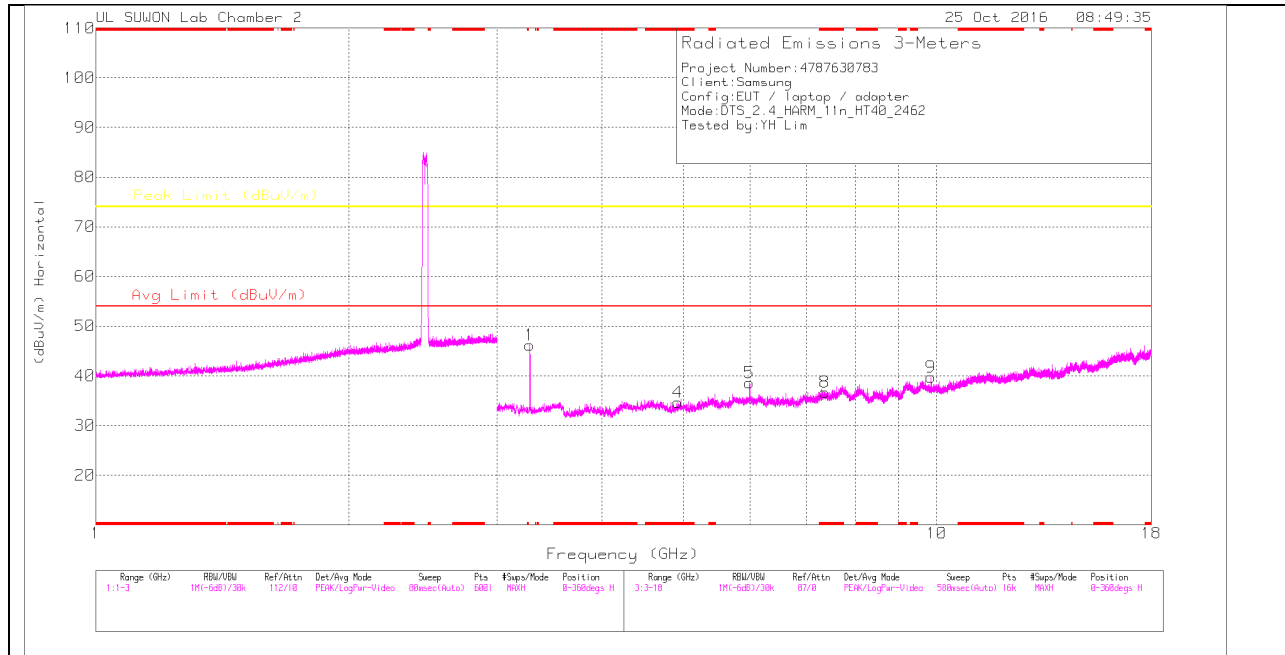
Radiated Emissions

| Frequency (GHz) | Meter Reading (dBuV) | Det | 3117(0016 8724)_150 619 | Path_3 | DC Corr (dB) | Corrected Reading (dBuV/m) | Avg Limit (dBuV/m) | Margin (dB) | Peak Limit (dBuV/m) | Margin (dB) | Azimuth (Degs) | Height (cm) | Polarity |
|-----------------|----------------------|-----|-------------------------|--------|--------------|----------------------------|--------------------|-------------|---------------------|-------------|----------------|-------------|----------|
| 3.276 | 42.94 | PK2 | 32.6 | -26.1 | 0 | 49.44 | - | - | 74 | -24.56 | 353 | 125 | H |
| 3.276 | 39.51 | PK2 | 32.6 | -26.1 | 0 | 46.01 | - | - | 74 | -27.99 | 297 | 379 | V |

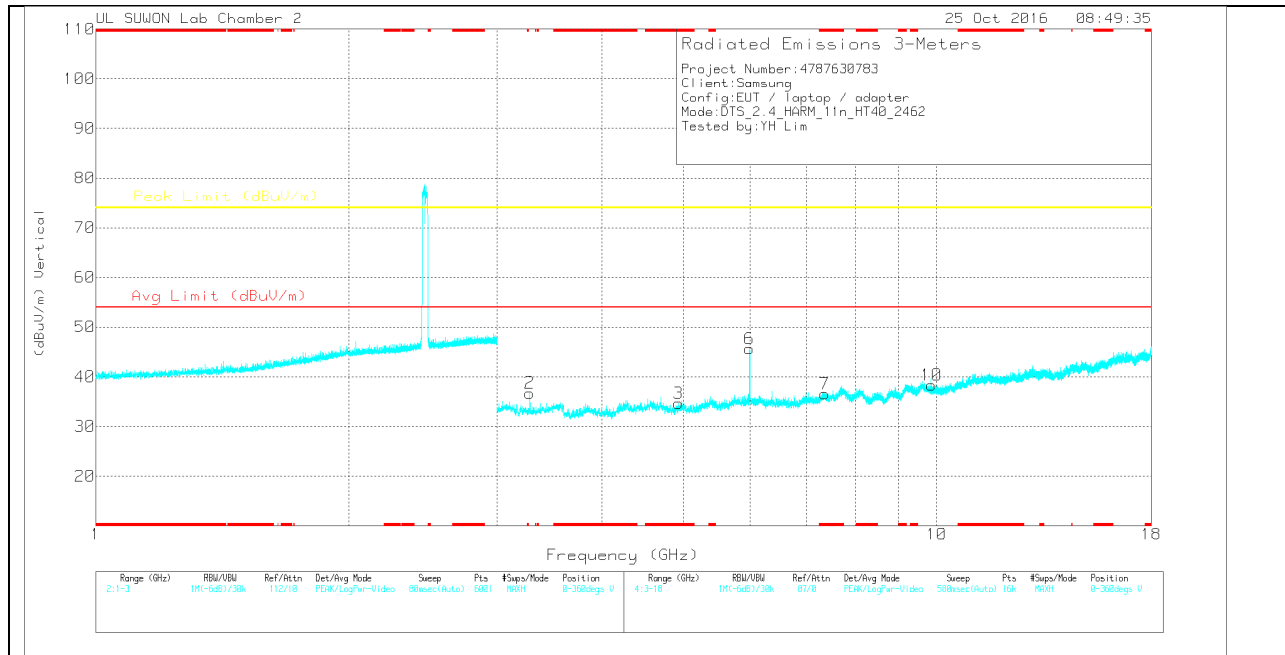
* - indicates frequency in CFR15.205/IC7.2.2 Restricted Band

PK2 - KDB558074 Method: Maximum Peak

11 CHANNEL HORIZONTAL



11 CHANNEL VERTICAL



Note: Emission was scanned up to 26GHz; No emissions were detected above the noise floor which was at least 20dB below the specification limit.

11 CHANNEL DATA

Trace Markers

| Marker | Frequency (GHz) | Meter Reading (dBuV) | Det | 3117(0016872 4)_150619 | Path_3 | DC Corr (dB) | Corrected Reading (dBuV/m) | Avg Limit (dBuV/m) | Margin (dB) | Peak Limit (dBuV/m) | Margin (dB) | Azimuth (Degs) | Height (cm) | Polarity |
|--------|-----------------|----------------------|-----|------------------------|--------|--------------|----------------------------|--------------------|-------------|---------------------|-------------|----------------|-------------|----------|
| 1 | 3.282 | 39.65 | Pk | 32.6 | -26.1 | 0 | 46.15 | - | - | 74 | -27.85 | 0-360 | 250 | H |
| 4 | * 4.924 | 25.92 | Pk | 33.9 | -25.1 | 0 | 34.72 | - | - | 74 | -39.28 | 0-360 | 250 | H |
| 5 | 5.989 | 27.61 | Pk | 34.8 | -23.8 | 0 | 38.61 | - | - | 74 | -35.39 | 0-360 | 149 | H |
| 8 | * 7.363 | 23.1 | Pk | 35.9 | -22.3 | 0 | 36.7 | - | - | 74 | -37.3 | 0-360 | 149 | H |
| 9 | 9.848 | 21.83 | Pk | 37.1 | -19.2 | 0 | 39.73 | - | - | 74 | -34.27 | 0-360 | 250 | H |
| 2 | 3.282 | 30.26 | Pk | 32.6 | -26.1 | 0 | 36.76 | - | - | 74 | -37.24 | 0-360 | 250 | V |
| 3 | * 4.927 | 25.92 | Pk | 33.9 | -25.1 | 0 | 34.72 | - | - | 74 | -39.28 | 0-360 | 150 | V |
| 6 | 5.989 | 34.71 | Pk | 34.8 | -23.8 | 0 | 45.71 | - | - | 74 | -28.29 | 0-360 | 150 | V |
| 7 | * 7.364 | 23.01 | Pk | 35.9 | -22.3 | 0 | 36.61 | - | - | 74 | -37.39 | 0-360 | 150 | V |
| 10 | 9.857 | 20.42 | Pk | 37.1 | -19.2 | 0 | 38.32 | - | - | 74 | -35.68 | 0-360 | 150 | V |

* - indicates frequency in CFR15.205/IC7.2.2 Restricted Band

Pk – Peak detector

Radiated Emissions

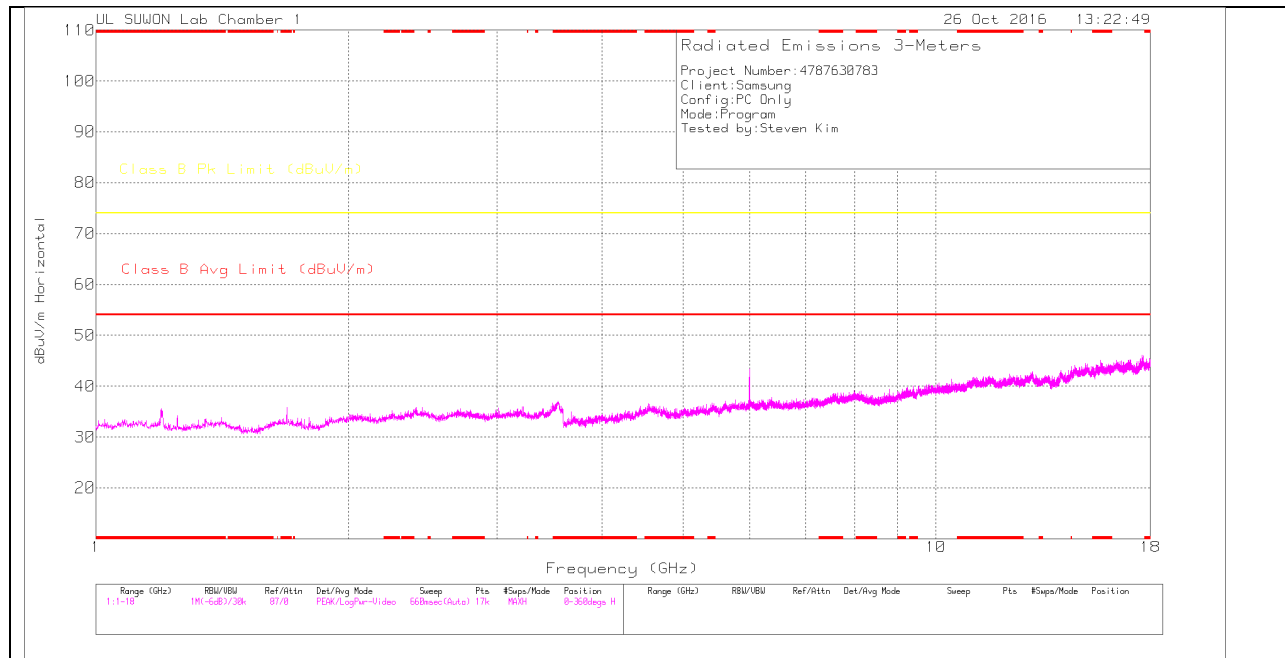
| Frequency (GHz) | Meter Reading (dBuV) | Det | 3117(0016 8724)_150 619 | Path_3 | DC Corr (dB) | Corrected Reading (dBuV/m) | Avg Limit (dBuV/m) | Margin (dB) | Peak Limit (dBuV/m) | Margin (dB) | Azimuth (Degs) | Height (cm) | Polarity |
|-----------------|----------------------|-----|-------------------------|--------|--------------|----------------------------|--------------------|-------------|---------------------|-------------|----------------|-------------|----------|
| 3.283 | 43.72 | PK2 | 32.6 | -26.1 | 0 | 50.22 | - | - | 74 | -23.78 | 8 | 108 | H |
| 3.283 | 40.98 | PK2 | 32.6 | -26.1 | 0 | 47.48 | - | - | 74 | -26.52 | 274 | 103 | V |

* - indicates frequency in CFR15.205/IC7.2.2 Restricted Band

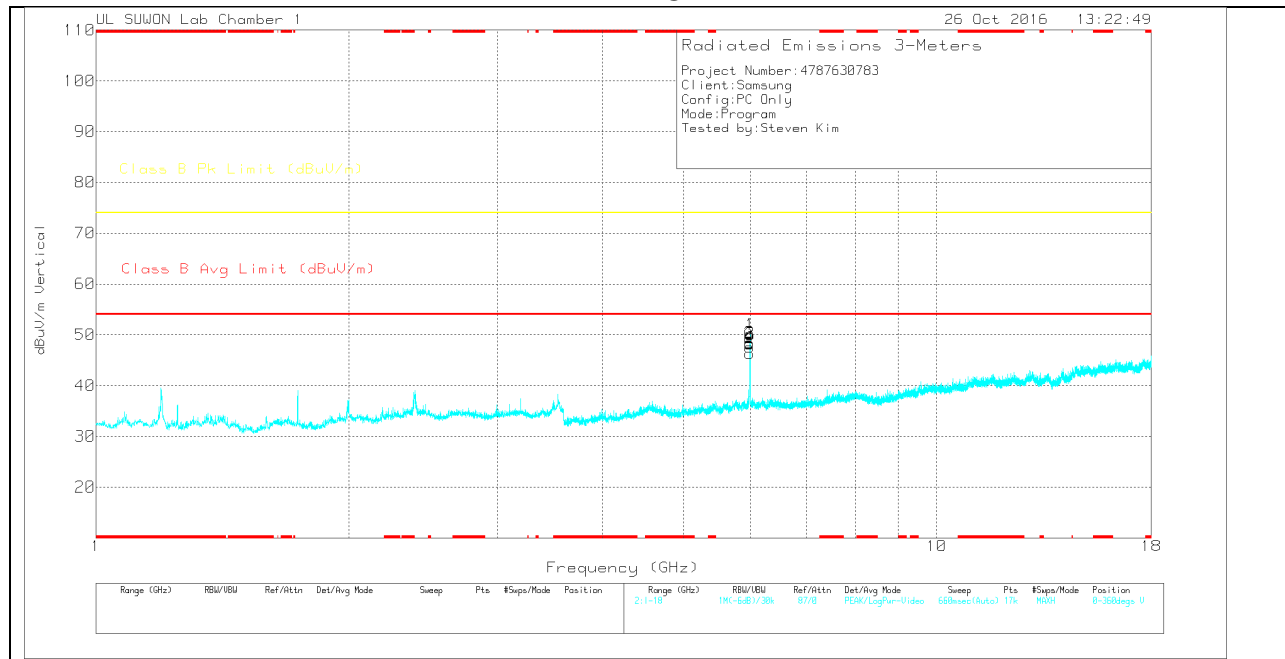
PK2 - KDB558074 Method: Maximum Peak

11.3. TEST RESULT OF LAPTOP STAND ALONE CONDITION

HORIZONTAL



VERTICAL



Note: Emission was scanned up to 26GHz; No emissions were detected above the noise floor which was at least 20dB below the specification limit.

DATA

Trace Markers

| Marker | Frequency (GHz) | Meter Reading (dBuV) | Det | 3117(0016 8717)_150 619 | 1- 18GHz[dB] | Corrected Reading dBuV/m | Class B Avg Limit (dBuV/m) | Margin (dB) | Class B Pk Limit (dBuV/m) | Margin (dB) | Azimuth (Degs) | Height (cm) | Polarity |
|--------|-----------------|----------------------|-----|-------------------------|--------------|--------------------------|----------------------------|-------------|---------------------------|-------------|----------------|-------------|----------|
| 1 | 5.998 | 47.3 | PK | 34.9 | -32.1 | 50.1 | - | - | 74 | -23.9 | 0-360 | 100 | V |
| 2 | 5.988 | 45.61 | PK | 34.9 | -32.2 | 48.31 | - | - | 74 | -25.69 | 0-360 | 200 | V |
| 3 | 5.99 | 45.79 | PK | 34.9 | -32.2 | 48.49 | - | - | 74 | -25.51 | 0-360 | 100 | V |
| 4 | 5.991 | 44.83 | PK | 34.9 | -32.2 | 47.53 | - | - | 74 | -26.47 | 0-360 | 100 | V |
| 5 | 5.994 | 43.55 | PK | 34.9 | -32.1 | 46.35 | - | - | 74 | -27.65 | 0-360 | 100 | V |
| 6 | 5.996 | 45.36 | PK | 34.9 | -32.1 | 48.16 | - | - | 74 | -25.84 | 0-360 | 100 | V |

PK – Peak Detector

Radiated Emissions

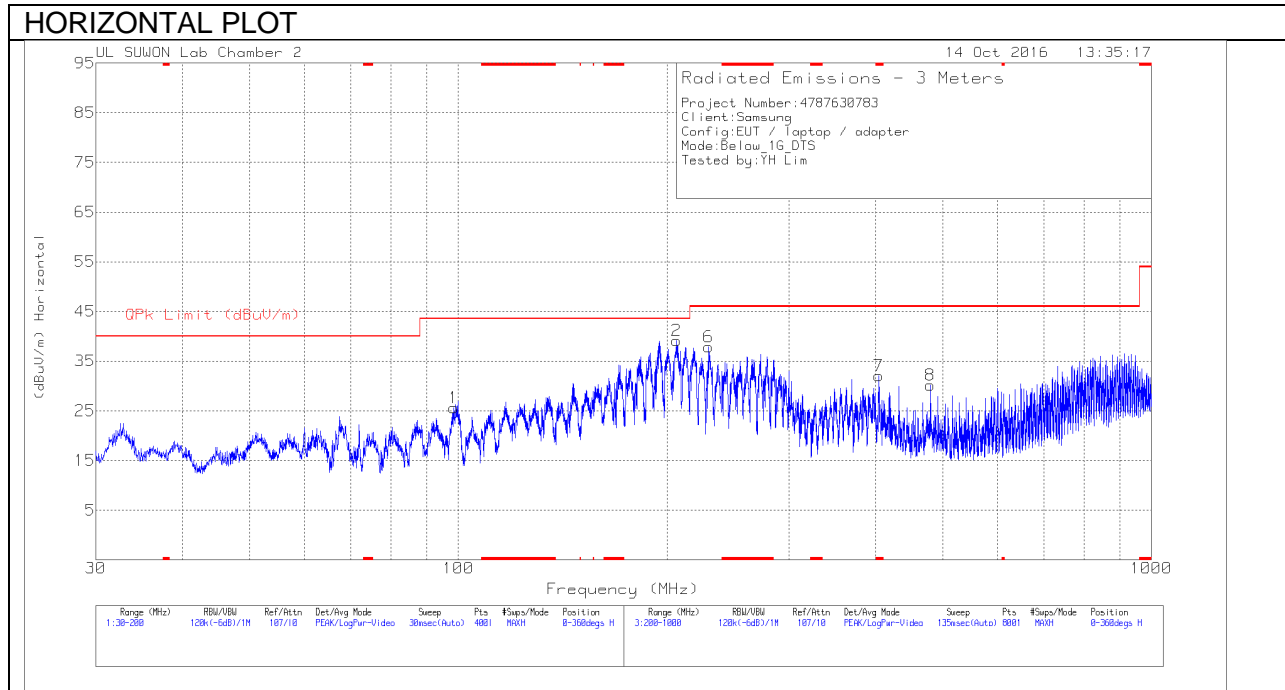
| Frequency (GHz) | Meter Reading (dBuV) | Det | 3117(0016 8717)_150 619 | 1- 18GHz[dB] | Corrected Reading dBuV/m | Class B Avg Limit (dBuV/m) | Margin (dB) | Class B Pk Limit (dBuV/m) | Margin (dB) | Azimuth (Degs) | Height (cm) | Polarity |
|-----------------|----------------------|-----|-------------------------|--------------|--------------------------|----------------------------|-------------|---------------------------|-------------|----------------|-------------|----------|
| 5.994 | 56.43 | Pk | 34.9 | -32.1 | 59.23 | - | - | 74 | -14.77 | 272 | 108 | V |
| 5.994 | 38.64 | Av | 34.9 | -32.1 | 41.44 | 54 | -12.56 | - | - | 272 | 108 | V |

Pk - Peak detector

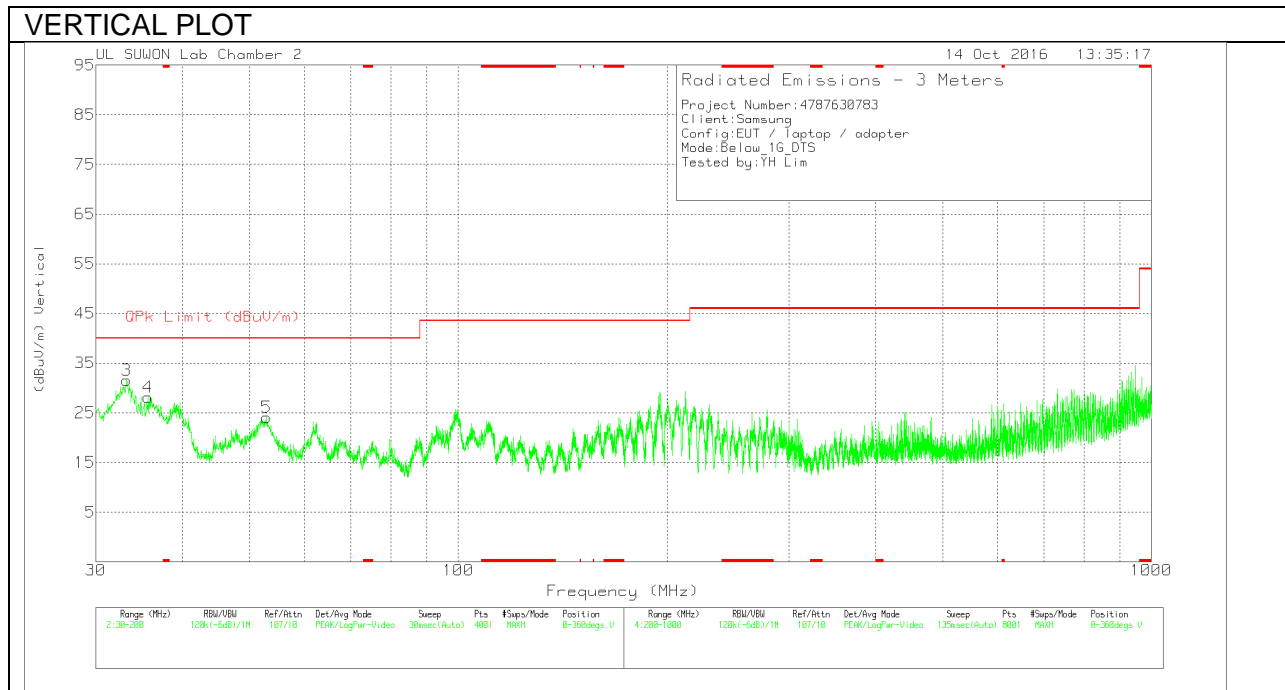
Av - Average detection

11.4. WORST-CASE BELOW 1 GHz

SPURIOUS EMISSIONS 30 TO 1000 MHz (WORST-CASE CONFIGURATION, HORIZONTAL)



SPURIOUS EMISSIONS 30 TO 1000 MHz (WORST-CASE CONFIGURATION, VERTICAL)



Below 1G Data

Trace Markers

| Marker | Frequency (MHz) | Meter Reading (dBuV) | Det | VULB9163-749 | Below_1G | Corrected Reading (dBuV/m) | QPk Limit (dBuV/m) | Margin (dB) | Azimuth (Degs) | Height (cm) | Polarity |
|--------|-----------------|----------------------|-----|--------------|----------|----------------------------|--------------------|-------------|----------------|-------------|----------|
| 1 | 98.51 | 44.83 | Pk | 11.3 | -30.5 | 25.63 | 43.52 | -17.89 | 0-360 | 200 | H |
| 3 | 33.23 | 51.76 | Pk | 10.6 | -30.8 | 31.56 | 40 | -8.44 | 0-360 | 100 | V |
| 4 | 35.695 | 47.75 | Pk | 11.1 | -30.7 | 28.15 | 40 | -11.85 | 0-360 | 100 | V |
| 5 | 52.9075 | 41.07 | Pk | 13.7 | -30.7 | 24.07 | 40 | -15.93 | 0-360 | 100 | V |
| 2 | 206.5 | 57.98 | Pk | 11.5 | -30.3 | 39.18 | 43.52 | -4.34 | 0-360 | 100 | H |
| 6 | 229.8 | 56.08 | Pk | 12 | -30.2 | 37.88 | 46.02 | -8.14 | 0-360 | 100 | H |
| 7 | * 404.6 | 46.5 | Pk | 15.3 | -29.7 | 32.1 | 46.02 | -13.92 | 0-360 | 100 | H |
| 8 | 480 | 44.05 | Pk | 15.7 | -29.6 | 30.15 | 46.02 | -15.87 | 0-360 | 200 | H |

* - indicates frequency in CFR15.205/IC7.2.2 Restricted Band

Pk - Peak detector

Radiated Emissions

| Frequency (MHz) | Meter Reading (dBuV) | Det | VULB9163-749 | Below_1G | Corrected Reading (dBuV/m) | QPk Limit (dBuV/m) | Margin (dB) | Azimuth (Degs) | Height (cm) | Polarity |
|-----------------|----------------------|-----|--------------|----------|----------------------------|--------------------|-------------|----------------|-------------|----------|
| 209.6975 | 45.38 | Qp | 11.6 | -30.3 | 26.68 | 43.52 | -16.84 | 345 | 153 | H |

* - indicates frequency in CFR15.205/IC7.2.2 Restricted Band

Qp - Quasi-Peak detector

12. AC POWER LINE CONDUCTED EMISSIONS

LIMITS

FCC §15.207 (a)
IC RSS-GEN Clause 8.8

| Frequency of Emission (MHz) | Conducted Limit (dBuV) | |
|-----------------------------|------------------------|----------|
| | Quasi-peak | Average |
| 0.15-0.5 | 66 to 56 | 56 to 46 |
| 0.5-5 | 56 | 46 |
| 5-30 | 60 | 50 |

*Decreases with the logarithm of the frequency.

TEST PROCEDURE

The EUT is placed on a non-conducting table 40 cm from the vertical ground plane and 80 cm above the horizontal ground plane. The EUT is configured in accordance with ANSI C63.10.

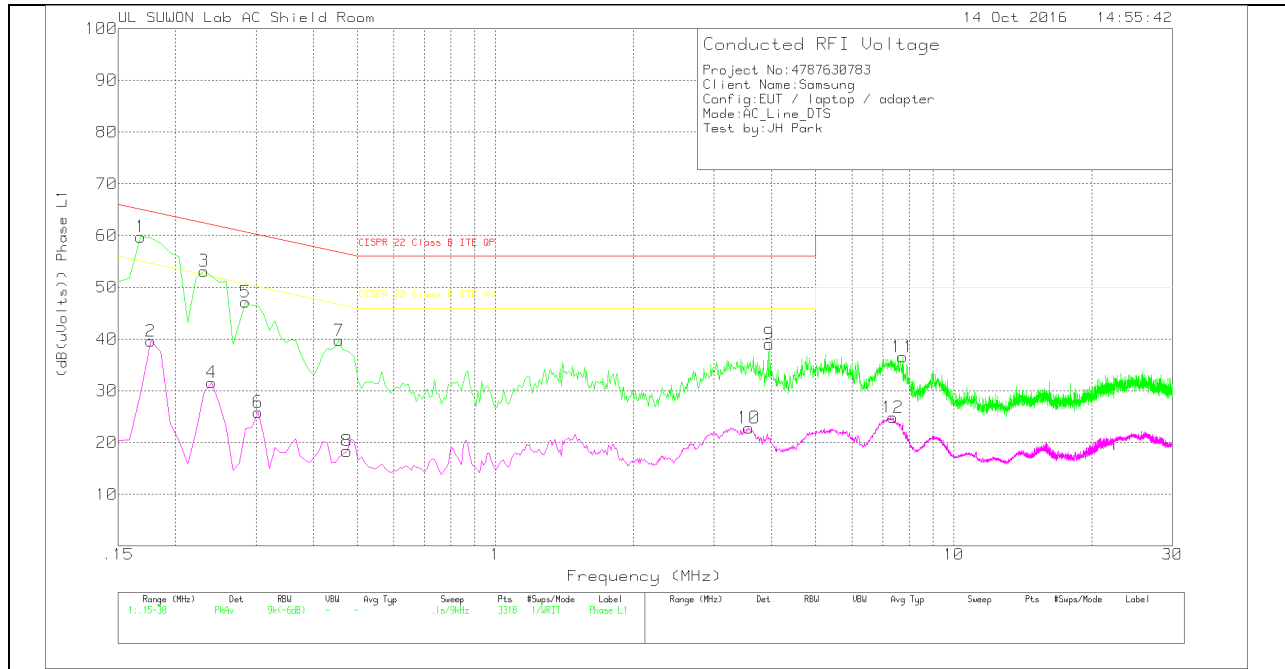
The receiver is set to a resolution bandwidth of 9 kHz. Peak detection is used unless otherwise noted as quasi-peak or average.

Line conducted data is recorded for both NEUTRAL and HOT lines.

RESULTS

6 WORST EMISSIONS

LINE 1 PLOT



LINE 1 RESULTS

Trace Markers

Phase L1 .15 - 30MHz

| Marker | Frequency (MHz) | Meter Reading (dBuV) | Det | 101837_w ith ex- cord_L1 | CE Shield Room | Corrected Reading (dB(uVolts) | CISPR 22 Class B ITE QP | Margin (dB) | CISPR 22 Class B ITE AV | Margin (dB) |
|--------|-----------------|----------------------|-----|--------------------------------|-------------------|---|-------------------------------|----------------|-------------------------------|----------------|
| 1 | .168 | 49.56 | Pk | 10.2 | 0 | 59.76 | 65.06 | -5.3 | - | - |
| 2 | .177 | 29.38 | Av | 10.2 | 0 | 39.58 | - | - | 54.63 | -15.05 |
| 3 | .231 | 43.36 | Pk | 9.8 | 0 | 53.16 | 62.41 | -9.25 | - | - |
| 4 | .24 | 21.8 | Av | 9.8 | 0 | 31.6 | - | - | 52.1 | -20.5 |
| 5 | .285 | 37.22 | Pk | 9.9 | 0 | 47.12 | 60.67 | -13.55 | - | - |
| 6 | .303 | 15.97 | Av | 9.9 | 0 | 25.87 | - | - | 50.16 | -24.29 |
| 7 | .456 | 29.49 | Pk | 10.2 | 0 | 39.69 | 56.77 | -17.08 | - | - |
| 8 | .474 | 8.18 | Av | 10.2 | 0 | 18.38 | - | - | 46.44 | -28.06 |
| 9 | 3.957 | 29.17 | Pk | 9.8 | .1 | 39.07 | 56 | -16.93 | - | - |
| 10 | 3.57 | 12.95 | Av | 9.8 | .1 | 22.85 | - | - | 46 | -23.15 |
| 11 | 7.737 | 26.54 | Pk | 9.9 | .1 | 36.54 | 60 | -23.46 | - | - |
| 12 | 7.368 | 14.84 | Av | 9.9 | .1 | 24.84 | - | - | 50 | -25.16 |

Pk - Peak detector

Av - Average detection

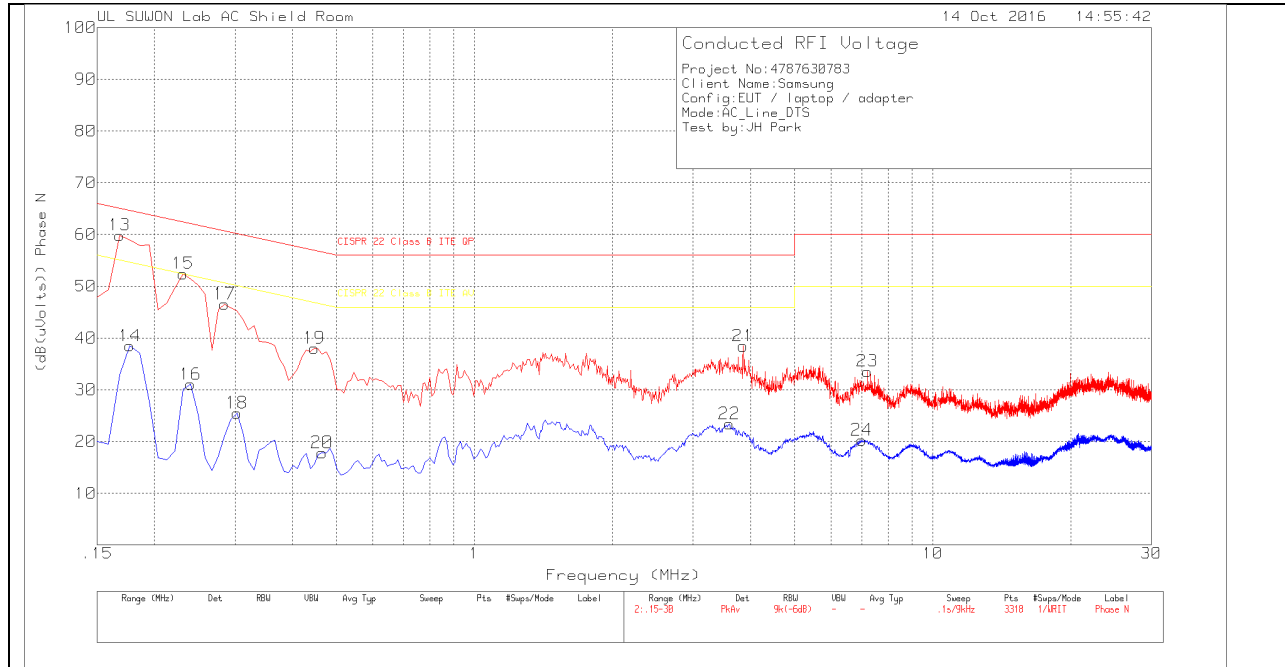
Quasi-Peak Emissions

Phase L1 .15 - 30MHz

| Frequency (MHz) | Meter Reading (dBuV) | Det | 101837_wit h ex-cord_L1 | CE Shield Room | Corrected Reading (dB(uVolts)) | CISPR 22 Class B ITE QP | Margin (dB) | CISPR 22 Class B ITE AV | Margin (dB) |
|-----------------|----------------------|-----|----------------------------|-------------------|--------------------------------------|-------------------------------|----------------|-------------------------------|----------------|
| .1698 | 46.44 | Qp | 10.2 | 0 | 56.64 | 64.97 | -8.33 | - | - |
| .1725 | 40.06 | Qp | 10.2 | 0 | 50.26 | 64.84 | -14.58 | - | - |
| .2301 | 38.87 | Qp | 9.8 | 0 | 48.67 | 62.45 | -13.78 | - | - |
| .2355 | 38.82 | Qp | 9.8 | 0 | 48.62 | 62.25 | -13.63 | - | - |
| .2841 | 32.14 | Qp | 9.9 | 0 | 42.04 | 60.7 | -18.66 | - | - |
| .2985 | 32.42 | Qp | 9.9 | 0 | 42.32 | 60.28 | -17.96 | - | - |

Qp - Quasi-Peak detector

LINE 2 PLOT



LINE 2 RESULTS

Trace Markers

Phase L1 .15 - 30MHz

| Marker | Frequency (MHz) | Meter Reading (dBuV) | Det | 101837_w ith ex- cord_L1 | CE Shield Room | Corrected Reading (dB(uVolts)) | CISPR 22 Class B ITE QP | Margin (dB) | CISPR 22 Class B ITE AV | Margin (dB) |
|--------|-----------------|----------------------|-----|--------------------------------|----------------|--------------------------------|-------------------------|-------------|-------------------------|-------------|
| 1 | .168 | 49.56 | Pk | 10.2 | 0 | 59.76 | 65.06 | -5.3 | - | - |
| 2 | .177 | 29.38 | Av | 10.2 | 0 | 39.58 | - | - | 54.63 | -15.05 |
| 3 | .231 | 43.36 | Pk | 9.8 | 0 | 53.16 | 62.41 | -9.25 | - | - |
| 4 | .24 | 21.8 | Av | 9.8 | 0 | 31.6 | - | - | 52.1 | -20.5 |
| 5 | .285 | 37.22 | Pk | 9.9 | 0 | 47.12 | 60.67 | -13.55 | - | - |
| 6 | .303 | 15.97 | Av | 9.9 | 0 | 25.87 | - | - | 50.16 | -24.29 |
| 7 | .456 | 29.49 | Pk | 10.2 | 0 | 39.69 | 56.77 | -17.08 | - | - |
| 8 | .474 | 8.18 | Av | 10.2 | 0 | 18.38 | - | - | 46.44 | -28.06 |
| 9 | 3.957 | 29.17 | Pk | 9.8 | .1 | 39.07 | 56 | -16.93 | - | - |
| 10 | 3.57 | 12.95 | Av | 9.8 | .1 | 22.85 | - | - | 46 | -23.15 |
| 11 | 7.737 | 26.54 | Pk | 9.9 | .1 | 36.54 | 60 | -23.46 | - | - |
| 12 | 7.368 | 14.84 | Av | 9.9 | .1 | 24.84 | - | - | 50 | -25.16 |

Pk - Peak detector

Av - Average detection

Quasi-Peak Emissions

Phase N .15 - 30MHz

| Frequency (MHz) | Meter Reading (dBuV) | Det | 101837_wit h ex-cord_N | CE Shield Room | Corrected Reading (dB(uVolts)) | CISPR 22 Class B ITE QP | Margin (dB) | CISPR 22 Class B ITE AV | Margin (dB) |
|-----------------|----------------------|-----|---------------------------|----------------|--------------------------------|-------------------------|-------------|-------------------------|-------------|
| .1716 | 45.99 | Qp | 10.2 | 0 | 56.19 | 64.88 | -8.69 | - | - |
| .1734 | 45.41 | Qp | 10.2 | 0 | 55.61 | 64.8 | -9.19 | - | - |
| .231 | 38.78 | Qp | 9.8 | 0 | 48.58 | 62.41 | -13.83 | - | - |
| .2391 | 38.69 | Qp | 9.7 | 0 | 48.39 | 62.13 | -13.74 | - | - |
| .2841 | 32.15 | Qp | 9.8 | 0 | 41.95 | 60.7 | -18.75 | - | - |
| .3012 | 32.03 | Qp | 9.9 | 0 | 41.93 | 60.21 | -18.28 | - | - |

Qp - Quasi-Peak detector