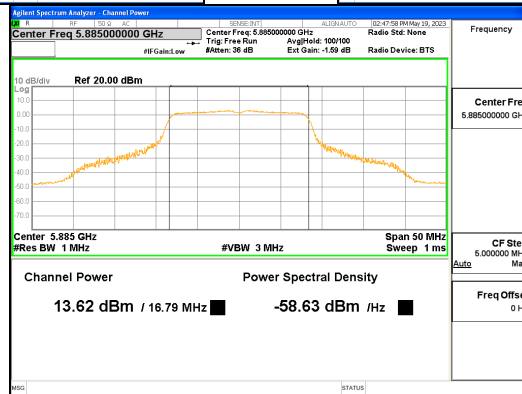
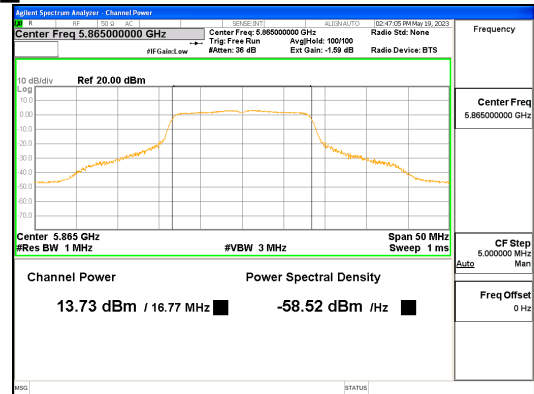
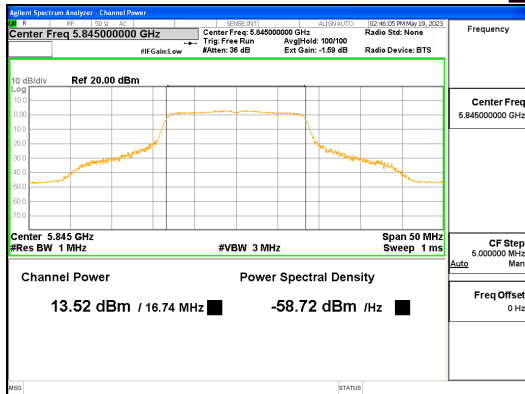
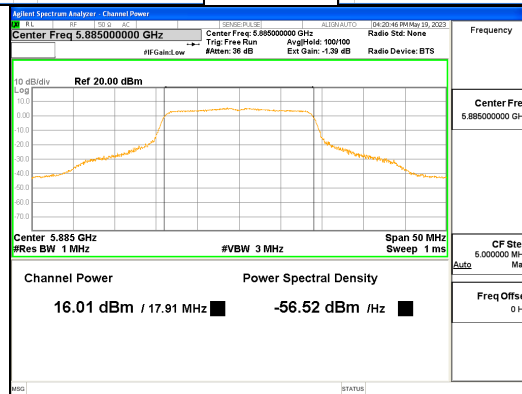
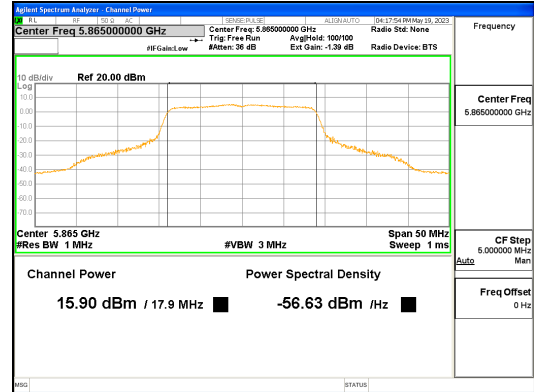
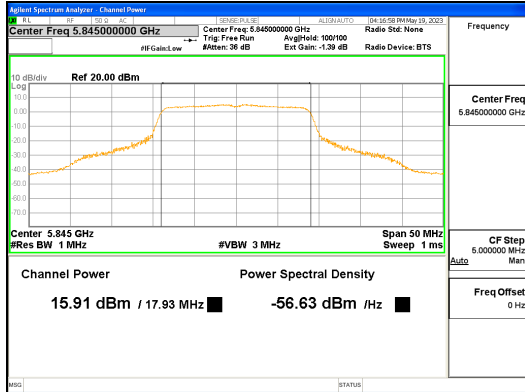


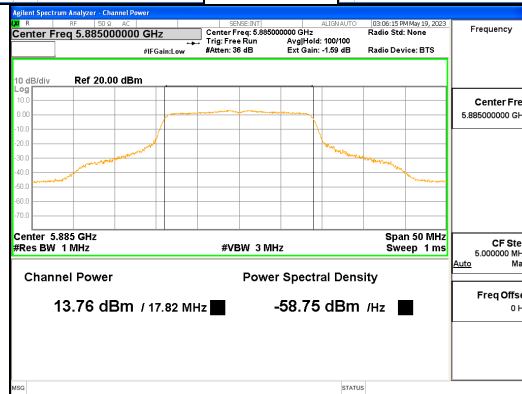
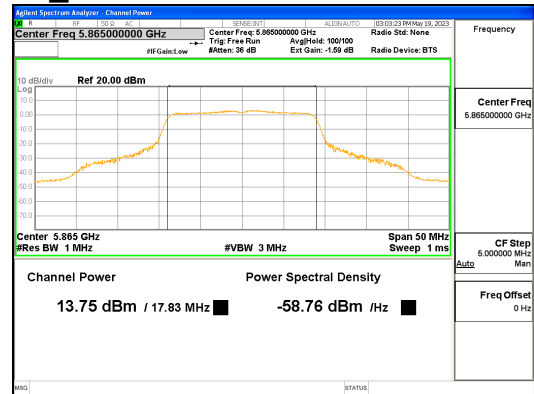
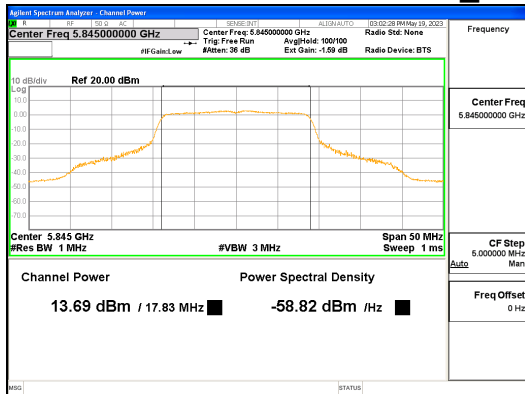
**ANT L\_802.11a\_UNII 4**



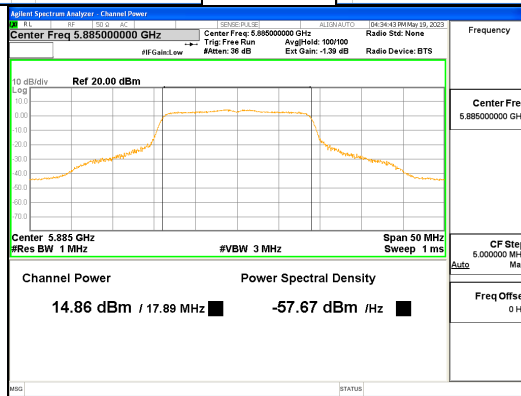
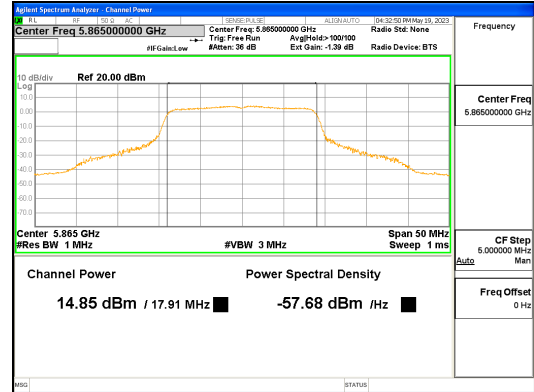
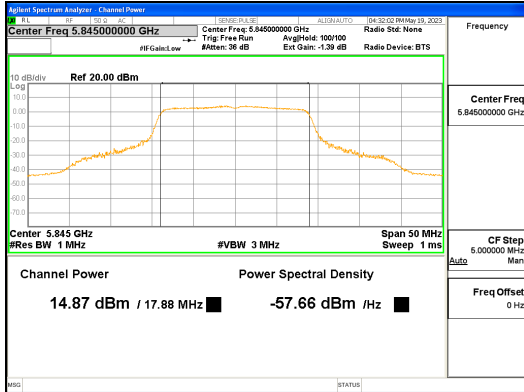
**ANT R\_802.11a\_UNII 4**



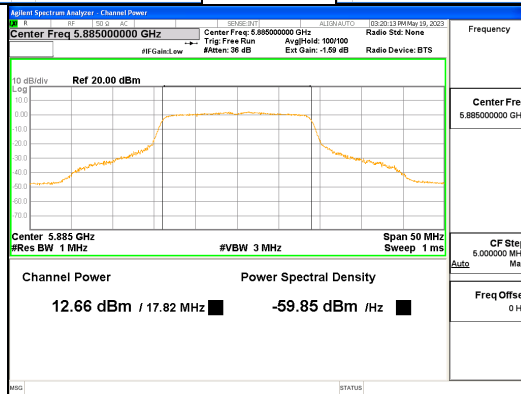
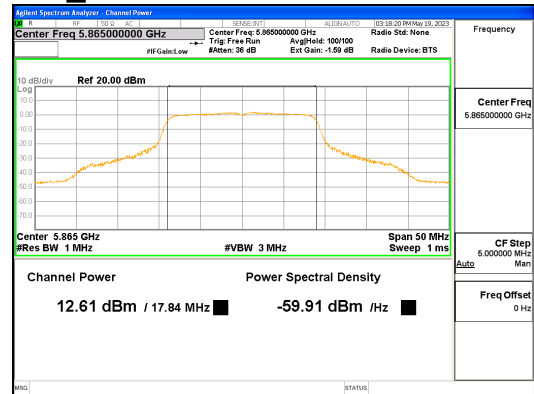
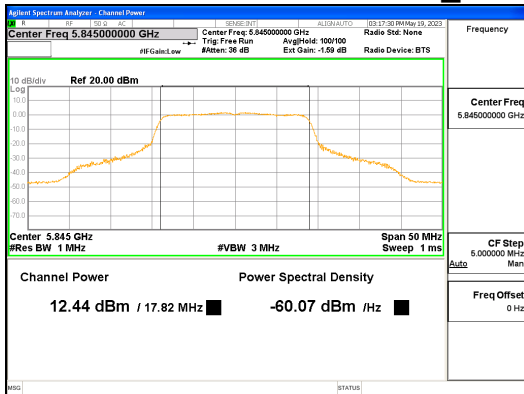
**ANT L\_802.11n\_HT20\_UNII 4**



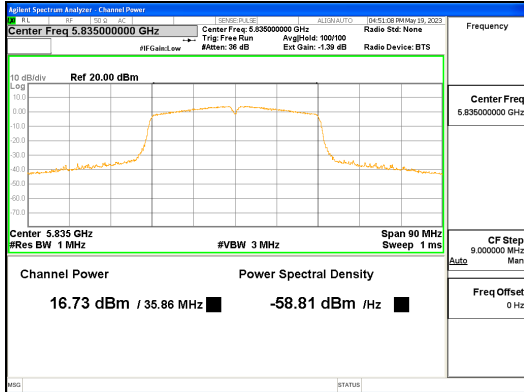
**ANT R\_802.11n\_HT20\_UNII 4**



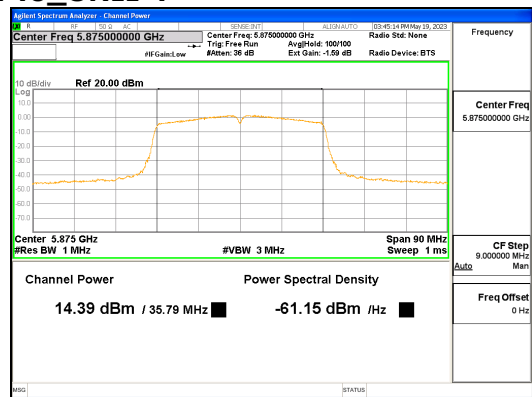
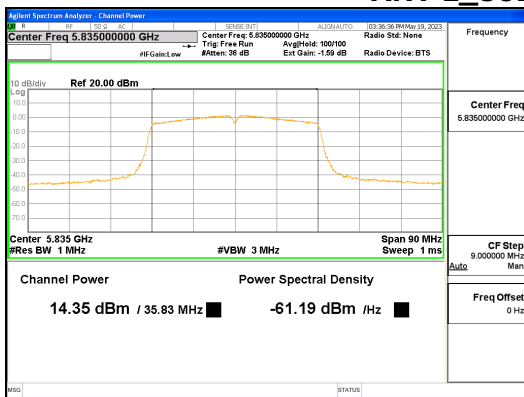
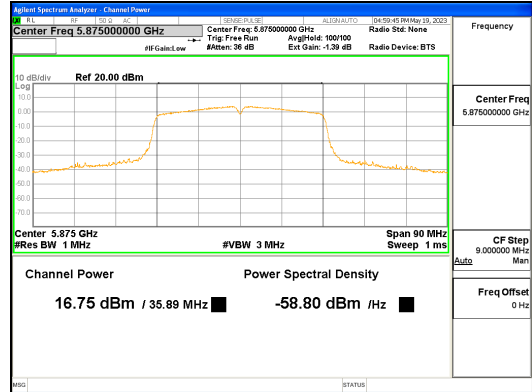
**ANT L\_802.11ac\_VHT20\_UNII 4**



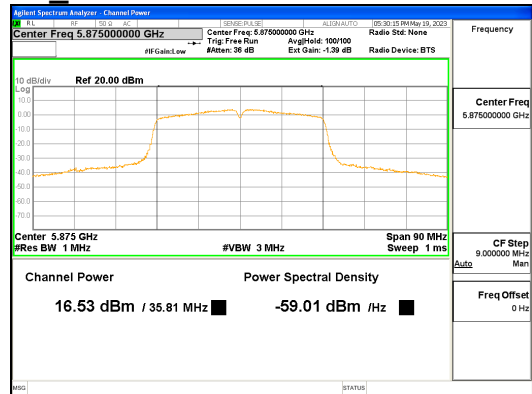
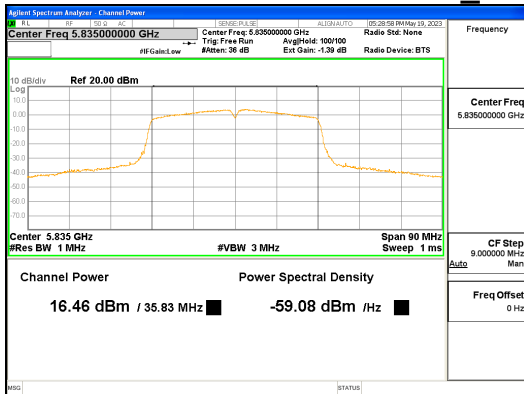
**ANT R\_802.11ac\_VHT20\_UNII 4**



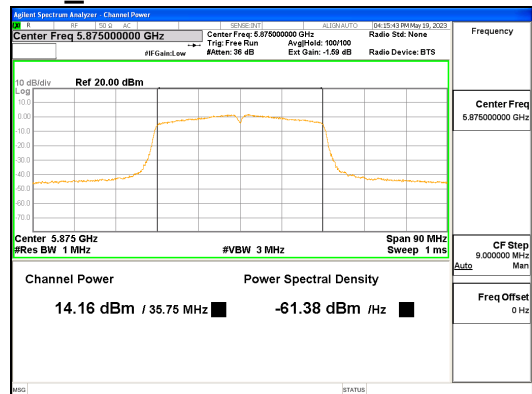
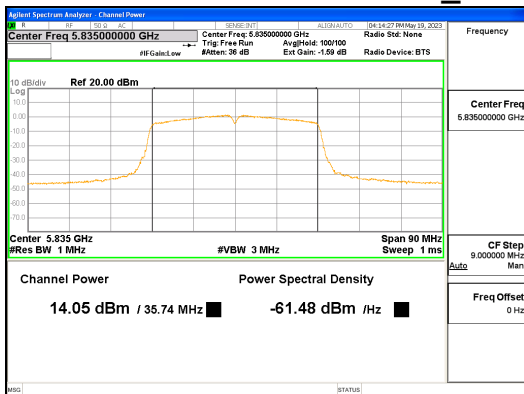
**ANT L\_802.11n\_HT40\_UNII 4**



**ANT R\_802.11n\_HT40\_UNII 4**



**ANT L\_802.11ac\_VHT40\_UNII 4**

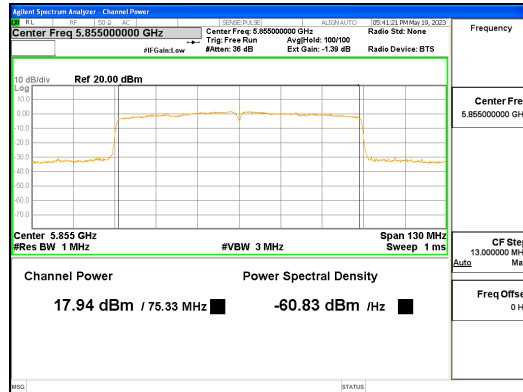


**ANT R\_802.11ac\_VHT40\_UNII 4**

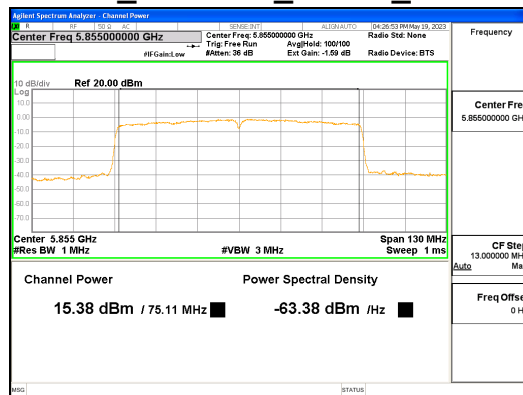


**CTK Co., Ltd.**  
 (Ho-dong), 113, Yejik-ro, Cheoin-gu,  
 Yongin-si, Gyeonggi-do, Korea  
 Tel: +82-31-339-9970  
 Fax: +82-31-624-9501

Report No.:  
 CTK-2023-01431  
 Page (67) / (179) Pages



**ANT L\_802.11ac\_VHT80\_UNII 4**



**ANT R\_802.11ac\_VHT80\_UNII 4**

## 4.4 Power Spectral Density

### Test Procedures

KDB 789033 – Section F (Method SA-2, Maximum Power Spectral Density)  
KDB 662911 D01, D02 (Multiple Transmitter Output)  
ANSI C63.10-2013 – Section 12.5

The peak power density is measured with a spectrum analyzer connected to the antenna terminal while the EUT is operating in transmission mode at the appropriate frequencies.

#### Test Settings :

Center frequency = the highest, middle and the lowest channels

- a) RBW = 1 MHz
- b) VBW = 3 MHz
- c) Sweep time = auto
- d) Detector = power averaging (rms)
- e) Trace mode = Average at least 100
- f) Duty cycle factor =  $10\log(1/x)$

Test mode	Duty Cycle Factor (dB)
802.11a	0.13
802.11n_HT20	0.13
802.11n_HT40	0.28
802.11ac_VHT20	0.26
802.11ac_VHT40	0.50
802.11ac_VHT80	0.89
802.11ax_HE20_26T	0.21
802.11ax_HE20_52T	0.21
802.11ax_HE20_106T	0.23
802.11ax_HE20_242T	0.26
802.11ax_HE40_26T	0.21
802.11ax_HE40_52T	0.22
802.11ax_HE40_106T	0.24
802.11ax_HE40_242T	0.27
802.11ax HE40 484T	0.28
802.11ax HE80 26T	0.21
802.11ax HE80 52T	0.22
802.11ax HE80 106T	0.23
802.11ax HE80 242T	0.27
802.11ax HE80 484T	0.27
802.11ax HE80 996T	0.29



**CTK Co., Ltd.**  
(Ho-dong), 113, Yejik-ro, Cheoin-gu,  
Yongin-si, Gyeonggi-do, Korea  
Tel: +82-31-339-9970  
Fax: +82-31-624-9501

Report No.:  
CTK-2023-01431  
Page (69) / (179) Pages

## Limit

Operating Mode	Mode	ANT Configuration	ANT Gain (dBi)	Band	Limit (dBm)
SISO	802.11a/n/ac/ax	ANT L, ANT R	0.92, 1.49	UNII 4	14.00 (EIRP)
MIMO (2Tx)	802.11n/ac/ax	ANT L + ANT R	4.22	UNII 4	14.00 (EIRP)

Note :

Per KDB 662911, the MIMO directional gain is calculated using the following formula, Where  $G_N$  is the gain of the nth antenna and  $N_{ANT}$ , the total number of antennas used.

$$\text{Directional gain} = 10 \log[(10^{G1/20} + 10^{G2/20} + \dots + 10^{GN/20})^2 / N_{ANT}] \text{ dBi}$$

## Test Data

### ANT L(SISO)

Test Mode	Frequency (MHz)	Measured Power Density (dBm)	Duty cycle Factor (dB)	Result Power Density (dBm)	Limit (dBm)	Margin (dB)
802.11a	5 845	5.46	0.13	6.51 (EIRP)	14.00	7.49
	5 865	5.45	0.13	6.50 (EIRP)	14.00	7.50
	5 885	5.51	0.13	6.56 (EIRP)	14.00	7.44
802.11n _HT20	5 845	5.15	0.13	6.20 (EIRP)	14.00	7.80
	5 865	5.29	0.13	6.34 (EIRP)	14.00	7.66
	5 885	5.43	0.13	6.48 (EIRP)	14.00	7.52
802.11ac _VHT20	5 845	4.19	0.26	5.37 (EIRP)	14.00	8.63
	5 865	4.17	0.26	5.35 (EIRP)	14.00	8.65
	5 885	4.27	0.26	5.45 (EIRP)	14.00	8.55
802.11n _HT40	5 835	4.05	0.28	5.25 (EIRP)	14.00	8.75
	5 875	3.79	0.28	4.99 (EIRP)	14.00	9.01
802.11ac _VHT40	5 835	3.87	0.50	5.29 (EIRP)	14.00	8.71
	5 875	3.71	0.50	5.13 (EIRP)	14.00	8.87
802.11ac _VHT80	5 855	1.53	0.89	3.34 (EIRP)	14.00	10.66
Measurement uncertainty		± 1.5 dB				

Test Mode	Frequency (MHz)	RU Index	Measured Power Density (dBm)	Duty cycle Factor (dB)	Result Power Density (dBm)	Limit (dBm)	Margin (dB)
802.11ax _HE20 _26T	5 845	Low	5.94	0.21	7.07 (EIRP)	14.00	6.93
		Mid	5.02	0.21	6.15 (EIRP)	14.00	7.85
		High	5.76	0.21	6.89 (EIRP)	14.00	7.11
	5 865	Low	5.93	0.21	7.06 (EIRP)	14.00	6.94
		Mid	4.93	0.21	6.06 (EIRP)	14.00	7.94
		High	6.07	0.21	7.20 (EIRP)	14.00	6.80
	5 885	Low	5.92	0.21	7.05 (EIRP)	14.00	6.95
		Mid	4.75	0.21	5.88 (EIRP)	14.00	8.12
		High	5.62	0.21	6.75 (EIRP)	14.00	7.25
802.11ax _HE20 _52T	5 845	Low	5.15	0.21	6.28 (EIRP)	14.00	7.72
		Mid	5.16	0.21	6.29 (EIRP)	14.00	7.71
		High	4.97	0.21	6.10 (EIRP)	14.00	7.90
	5 865	Low	4.81	0.21	5.94 (EIRP)	14.00	8.06
		Mid	5.28	0.21	6.41 (EIRP)	14.00	7.59
		High	5.35	0.21	6.48 (EIRP)	14.00	7.52
	5 885	Low	5.22	0.21	6.35 (EIRP)	14.00	7.65





**CTK Co., Ltd.**  
 (Ho-dong), 113, Yejik-ro, Cheoin-gu,  
 Yongin-si, Gyeonggi-do, Korea  
 Tel: +82-31-339-9970  
 Fax: +82-31-624-9501

Report No.:  
 CTK-2023-01431  
 Page (71) / (179) Pages

		Mid	5.26	0.21	6.39 (EIRP)	14.00	7.61
		High	5.36	0.21	6.49 (EIRP)	14.00	7.51
802.11ax _HE20 _106T	5 845	Low	5.73	0.23	6.88 (EIRP)	14.00	7.12
		Mid	-				
		High	5.63	0.23	6.78 (EIRP)	14.00	7.22
	5 865	Low	5.91	0.23	7.06 (EIRP)	14.00	6.94
		Mid	-				
		High	5.93	0.23	7.08 (EIRP)	14.00	6.92
	5 885	Low	5.62	0.23	6.77 (EIRP)	14.00	7.23
		Mid	-				
		High	5.79	0.23	6.94 (EIRP)	14.00	7.06
802.11ax _HE20 _242T	5 845		5.86	0.26	7.04 (EIRP)	14.00	6.96
	5 865		5.62	0.26	6.80 (EIRP)	14.00	7.20
	5 885		5.64	0.26	6.82 (EIRP)	14.00	7.18
Measurement uncertainty			± 1.5 dB				

Test Mode	Frequency (MHz)	RU Index	Measured Power Density (dBm)	Duty cycle Factor (dB)	Result Power Density (dBm)	Limit (dBm)	Margin (dB)
802.11ax _HE40 _26T	5 835	Low	5.59	0.21	6.72 (EIRP)	14.00	7.28
		Mid	6.30	0.21	7.43 (EIRP)	14.00	6.57
		High	6.18	0.21	7.31 (EIRP)	14.00	6.69
	5 875	Low	6.30	0.21	7.43 (EIRP)	14.00	6.57
		Mid	6.33	0.21	7.46 (EIRP)	14.00	6.54
		High	5.99	0.21	7.12 (EIRP)	14.00	6.88
802.11ax _HE40 _52T	5 835	Low	5.66	0.22	6.80 (EIRP)	14.00	7.20
		Mid	5.87	0.22	7.01 (EIRP)	14.00	6.99
		High	5.84	0.22	6.98 (EIRP)	14.00	7.02
	5 875	Low	5.55	0.22	6.69 (EIRP)	14.00	7.31
		Mid	5.69	0.22	6.83 (EIRP)	14.00	7.17
		High	5.78	0.22	6.92 (EIRP)	14.00	7.08
802.11ax _HE40 _106T	5 835	Low	5.96	0.24	7.12 (EIRP)	14.00	6.88
		Mid	6.18	0.24	7.34 (EIRP)	14.00	6.66
		High	5.98	0.24	7.14 (EIRP)	14.00	6.86
	5 875	Low	5.91	0.24	7.07 (EIRP)	14.00	6.93
		Mid	6.15	0.24	7.31 (EIRP)	14.00	6.69
		High	6.11	0.24	7.27 (EIRP)	14.00	6.73
802.11ax _HE40 _242T	5 835	Low	5.46	0.27	6.65 (EIRP)	14.00	7.35
		Mid	-				
		High	5.52	0.27	6.71 (EIRP)	14.00	7.29



**CTK Co., Ltd.**  
 (Ho-dong), 113, Yejik-ro, Cheoin-gu,  
 Yongin-si, Gyeonggi-do, Korea  
 Tel: +82-31-339-9970  
 Fax: +82-31-624-9501

Report No.:  
 CTK-2023-01431  
 Page (72) / (179) Pages

	5 875	Low	5.48	0.27	6.67 (EIRP)	14.00	7.33
		Mid	-				
		High	5.48	0.27	6.67 (EIRP)	14.00	7.33
802.11ax _HE40 _484T	5 835		4.46	0.28	5.66 (EIRP)	14.00	8.34
	5 875		4.50	0.28	5.70 (EIRP)	14.00	8.30
Measurement uncertainty			± 1.5 dB				

Test Mode	Frequency (MHz)	RU Index	Measured Power Density (dBm)	Duty cycle Factor (dB)	Result Power Density (dBm)	Limit (dBm)	Margin (dB)
802.11ax _HE80 _26T	5 855	Low	4.72	0.21	5.85 (EIRP)	14.00	8.15
		Mid	4.92	0.21	6.05 (EIRP)	14.00	7.95
		High	4.95	0.21	6.08 (EIRP)	14.00	7.92
802.11ax _HE80 _52T	5 855	Low	4.60	0.22	5.74 (EIRP)	14.00	8.26
		Mid	4.62	0.22	5.76 (EIRP)	14.00	8.24
		High	4.73	0.22	5.87 (EIRP)	14.00	8.13
802.11ax _HE80 _106T	5 855	Low	4.92	0.23	6.07 (EIRP)	14.00	7.93
		Mid	4.81	0.23	5.96 (EIRP)	14.00	8.04
		High	5.13	0.23	6.28 (EIRP)	14.00	7.72
802.11ax _HE80 _242T	5 855	Low	2.84	0.27	4.03 (EIRP)	14.00	9.97
		Mid	2.68	0.27	3.87 (EIRP)	14.00	10.13
		High	2.75	0.27	3.94 (EIRP)	14.00	10.06
802.11ax _HE80 _484T	5 855	Low	1.60	0.27	2.79 (EIRP)	14.00	11.21
		Mid	-				
		High	1.71	0.27	2.90 (EIRP)	14.00	11.10
802.11ax _HE80 _996T	5 855		0.44	0.29	1.65 (EIRP)	14.00	12.35
Measurement uncertainty			± 1.5 dB				

**ANT R(SISO)**

Test Mode	Frequency (MHz)	Measured Power Density (dBm)	Duty cycle Factor (dB)	Result Power Density (dBm)	Limit (dBm)	Margin (dB)
802.11a	5 845	3.13	0.13	4.75 (EIRP)	14.00	9.25
	5 865	3.50	0.13	5.12 (EIRP)	14.00	8.88
	5 885	3.22	0.13	4.84 (EIRP)	14.00	9.16
802.11n _HT20	5 845	3.02	0.13	4.64 (EIRP)	14.00	9.36
	5 865	3.19	0.13	4.81 (EIRP)	14.00	9.19
	5 885	3.15	0.13	4.77 (EIRP)	14.00	9.23
802.11ac _VHT20	5 845	2.04	0.26	3.79 (EIRP)	14.00	10.21
	5 865	2.13	0.26	3.88 (EIRP)	14.00	10.12
	5 885	2.00	0.26	3.75 (EIRP)	14.00	10.25
802.11n _HT40	5 835	1.63	0.28	3.40 (EIRP)	14.00	10.60
	5 875	1.66	0.28	3.43 (EIRP)	14.00	10.57
802.11ac _VHT40	5 835	1.38	0.50	3.37 (EIRP)	14.00	10.63
	5 875	1.51	0.50	3.50 (EIRP)	14.00	10.50
802.11ac _VHT80	5 855	-0.84	0.89	1.54 (EIRP)	14.00	12.46
Measurement uncertainty		± 1.5 dB				

Test Mode	Frequency (MHz)	RU Index	Measured Power Density (dBm)	Duty cycle Factor (dB)	Result Power Density (dBm)	Limit (dBm)	Margin (dB)
802.11ax _HE20 _26T	5 845	Low	5.60	0.21	7.30 (EIRP)	14.00	6.70
		Mid	4.57	0.21	6.27 (EIRP)	14.00	7.73
		High	5.63	0.21	7.33 (EIRP)	14.00	6.67
	5 865	Low	5.89	0.21	7.59 (EIRP)	14.00	6.41
		Mid	5.06	0.21	6.76 (EIRP)	14.00	7.24
		High	6.00	0.21	7.70 (EIRP)	14.00	6.30
	5 885	Low	5.91	0.21	7.61 (EIRP)	14.00	6.39
		Mid	4.97	0.21	6.67 (EIRP)	14.00	7.33
		High	5.34	0.21	7.04 (EIRP)	14.00	6.96
802.11ax _HE20 _52T	5 845	Low	3.03	0.21	4.73 (EIRP)	14.00	9.27
		Mid	3.24	0.21	4.94 (EIRP)	14.00	9.06
		High	3.25	0.21	4.95 (EIRP)	14.00	9.05
	5 865	Low	3.21	0.21	4.91 (EIRP)	14.00	9.09
		Mid	3.37	0.21	5.07 (EIRP)	14.00	8.93
		High	3.38	0.21	5.08 (EIRP)	14.00	8.92
	5 885	Low	3.51	0.21	5.21 (EIRP)	14.00	8.79
		Mid	3.48	0.21	5.18 (EIRP)	14.00	8.82



**CTK Co., Ltd.**  
 (Ho-dong), 113, Yejik-ro, Cheoin-gu,  
 Yongin-si, Gyeonggi-do, Korea  
 Tel: +82-31-339-9970  
 Fax: +82-31-624-9501

Report No.:  
 CTK-2023-01431  
 Page (74) / (179) Pages

		High	3.48	0.21	5.18 (EIRP)	14.00	8.82
802.11ax _HE20 _106T	5 845	Low	5.23	0.23	6.95 (EIRP)	14.00	7.05
		Mid	-				
		High	5.45	0.23	7.17 (EIRP)	14.00	6.83
	5 865	Low	5.64	0.23	7.36 (EIRP)	14.00	6.64
		Mid	-				
		High	5.51	0.23	7.23 (EIRP)	14.00	6.77
	5 885	Low	5.27	0.23	6.99 (EIRP)	14.00	7.01
		Mid	-				
		High	5.62	0.23	7.34 (EIRP)	14.00	6.66
802.11ax _HE20 _242T	5 845		3.29	0.26	5.04 (EIRP)	14.00	8.96
	5 865		3.35	0.26	5.10 (EIRP)	14.00	8.90
	5 885		3.67	0.26	5.42 (EIRP)	14.00	8.58
Measurement uncertainty			± 1.5 dB				

Test Mode	Frequency (MHz)	RU Index	Measured Power Density (dBm)	Duty cycle Factor (dB)	Result Power Density (dBm)	Limit (dBm)	Margin (dB)
802.11ax _HE40 _26T	5 835	Low	5.45	0.21	7.15 (EIRP)	14.00	6.85
		Mid	5.40	0.21	7.10 (EIRP)	14.00	6.90
		High	4.84	0.21	6.54 (EIRP)	14.00	7.46
	5 875	Low	5.23	0.21	6.93 (EIRP)	14.00	7.07
		Mid	6.12	0.21	7.82 (EIRP)	14.00	6.18
		High	5.19	0.21	6.89 (EIRP)	14.00	7.11
802.11ax _HE40 _52T	5 835	Low	4.82	0.22	6.53 (EIRP)	14.00	7.47
		Mid	5.43	0.22	7.14 (EIRP)	14.00	6.86
		High	4.80	0.22	6.51 (EIRP)	14.00	7.49
	5 875	Low	5.02	0.22	6.73 (EIRP)	14.00	7.27
		Mid	5.23	0.22	6.94 (EIRP)	14.00	7.06
		High	4.82	0.22	6.53 (EIRP)	14.00	7.47
802.11ax _HE40 _106T	5 835	Low	5.01	0.24	6.74 (EIRP)	14.00	7.26
		Mid	4.99	0.24	6.72 (EIRP)	14.00	7.28
		High	4.77	0.24	6.50 (EIRP)	14.00	7.50
	5 875	Low	4.94	0.24	6.67 (EIRP)	14.00	7.33
		Mid	5.01	0.24	6.74 (EIRP)	14.00	7.26
		High	4.99	0.24	6.72 (EIRP)	14.00	7.28
802.11ax _HE40 _242T	5 835	Low	5.30	0.27	7.06 (EIRP)	14.00	6.94
		Mid	-				
		High	5.08	0.27	6.84 (EIRP)	14.00	7.16
	5 875	Low	5.55	0.27	7.31 (EIRP)	14.00	6.69



**CTK Co., Ltd.**  
 (Ho-dong), 113, Yejik-ro, Cheoin-gu,  
 Yongin-si, Gyeonggi-do, Korea  
 Tel: +82-31-339-9970  
 Fax: +82-31-624-9501

Report No.:  
 CTK-2023-01431  
 Page (75) / (179) Pages

		Mid	-				
		High	5.37	0.27	7.13 (EIRP)	14.00	6.87
802.11ax _HE40 _484T	5 835		2.12	0.28	3.89 (EIRP)	14.00	10.11
	5 875		2.15	0.28	3.92 (EIRP)	14.00	10.08
Measurement uncertainty			± 1.5 dB				

Test Mode	Frequency (MHz)	RU Index	Measured Power Density (dBm)	Duty cycle Factor (dB)	Result Power Density (dBm)	Limit (dBm)	Margin (dB)
802.11ax _HE80 _26T	5 855	Low	5.18	0.21	6.88 (EIRP)	14.00	7.12
		Mid	5.49	0.21	7.19 (EIRP)	14.00	6.81
		High	5.25	0.21	6.95 (EIRP)	14.00	7.05
802.11ax _HE80 _52T	5 855	Low	5.16	0.22	6.87 (EIRP)	14.00	7.13
		Mid	5.13	0.22	6.84 (EIRP)	14.00	7.16
		High	5.37	0.22	7.08 (EIRP)	14.00	6.92
802.11ax _HE80 _106T	5 855	Low	5.40	0.23	7.12 (EIRP)	14.00	6.88
		Mid	4.73	0.23	6.45 (EIRP)	14.00	7.55
		High	5.27	0.23	6.99 (EIRP)	14.00	7.01
802.11ax _HE80 _242T	5 855	Low	2.74	0.27	4.50 (EIRP)	14.00	9.50
		Mid	2.97	0.27	4.73 (EIRP)	14.00	9.27
		High	2.81	0.27	4.57 (EIRP)	14.00	9.43
802.11ax _HE80 _484T	5 855	Low	1.73	0.27	3.49 (EIRP)	14.00	10.51
		Mid	-				
		High	1.79	0.27	3.55 (EIRP)	14.00	10.45
802.11ax _HE80 _996T	5 855		-1.91	0.29	-0.13 (EIRP)	14.00	14.13
Measurement uncertainty			± 1.5 dB				



CTK Co., Ltd.  
The First Leader of Global Regulatory Compliance

**CTK Co., Ltd.**  
(Ho-dong), 113, Yejik-ro, Cheoin-gu,  
Yongin-si, Gyeonggi-do, Korea  
Tel: +82-31-339-9970  
Fax: +82-31-624-9501

Report No.:  
CTK-2023-01431  
Page (76) / (179) Pages

**ANT L + ANT R(MIMO)**

Test Mode	Frequency (MHz)	Measured Power Density (dBm)	Duty cycle Factor (dB)	Result Power Density (dBm)	Limit (dBm)	Margin (dB)
802.11n _HT20	5 845	7.22	0.13	11.57 (EIRP)	14.00	2.43
	5 865	7.38	0.13	11.73 (EIRP)	14.00	2.27
	5 885	7.45	0.13	11.80 (EIRP)	14.00	2.20
802.11ac _VHT20	5 845	6.26	0.26	10.74 (EIRP)	14.00	3.26
	5 865	6.28	0.26	10.76 (EIRP)	14.00	3.24
	5 885	6.29	0.26	10.77 (EIRP)	14.00	3.23
802.11n _HT40	5 835	6.02	0.28	10.52 (EIRP)	14.00	3.48
	5 875	5.86	0.28	10.36 (EIRP)	14.00	3.64
802.11ac _VHT40	5 835	5.81	0.50	10.53 (EIRP)	14.00	3.47
	5 875	5.76	0.50	10.48 (EIRP)	14.00	3.52
802.11ac _VHT80	5 855	3.52	0.89	8.63 (EIRP)	14.00	5.37
Measurement uncertainty		± 1.5 dB				

Test Mode	Frequency (MHz)	RU Index	Measured Power Density (dBm)	Duty cycle Factor (dB)	Result Power Density (dBm)	Limit (dBm)	Margin (dB)
802.11ax _HE20 _26T	5 845	Low	8.78	0.21	13.21 (EIRP)	14.00	0.79
		Mid	7.81	0.21	12.24 (EIRP)	14.00	1.76
		High	8.71	0.21	13.14 (EIRP)	14.00	0.86
	5 865	Low	8.92	0.21	13.35 (EIRP)	14.00	0.65
		Mid	8.01	0.21	12.44 (EIRP)	14.00	1.56
		High	9.05	0.21	13.48 (EIRP)	14.00	0.52
	5 885	Low	8.93	0.21	13.36 (EIRP)	14.00	0.64
		Mid	7.87	0.21	12.30 (EIRP)	14.00	1.70
		High	8.49	0.21	12.92 (EIRP)	14.00	1.08
802.11ax _HE20 _52T	5 845	Low	7.23	0.21	11.66 (EIRP)	14.00	2.34
		Mid	7.32	0.21	11.75 (EIRP)	14.00	2.25
		High	7.20	0.21	11.63 (EIRP)	14.00	2.37
	5 865	Low	7.09	0.21	11.52 (EIRP)	14.00	2.48
		Mid	7.44	0.21	11.87 (EIRP)	14.00	2.13
		High	7.49	0.21	11.92 (EIRP)	14.00	2.08
	5 885	Low	7.46	0.21	11.89 (EIRP)	14.00	2.11
		Mid	7.47	0.21	11.90 (EIRP)	14.00	2.10
		High	7.53	0.21	11.96 (EIRP)	14.00	2.04
802.11ax _HE20 _106T	5 845	Low	8.50	0.23	12.95 (EIRP)	14.00	1.05
		Mid	-				
		High	8.55	0.23	13.00 (EIRP)	14.00	1.00
	5 865	Low	8.79	0.23	13.24 (EIRP)	14.00	0.76
		Mid	-				
		High	8.74	0.23	13.19 (EIRP)	14.00	0.81
	5 885	Low	8.46	0.23	12.91 (EIRP)	14.00	1.09
		Mid	-				
		High	8.72	0.23	13.17 (EIRP)	14.00	0.83
802.11ax _HE20 _242T	5 845		7.77	0.26	12.25 (EIRP)	14.00	1.75
	5 865		7.64	0.26	12.12 (EIRP)	14.00	1.88
	5 885		7.78	0.26	12.26 (EIRP)	14.00	1.74
Measurement uncertainty			± 1.5 dB				



Test Mode	Frequency (MHz)	RU Index	Measured Power Density (dBm)	Duty cycle Factor (dB)	Result Power Density (dBm)	Limit (dBm)	Margin (dB)	
802.11ax _HE40 _26T	5 835	Low	8.53	0.21	12.96 (EIRP)	14.00	1.04	
		Mid	8.88	0.21	13.31 (EIRP)	14.00	0.69	
		High	8.57	0.21	13.00 (EIRP)	14.00	1.00	
	5 875	Low	8.81	0.21	13.24 (EIRP)	14.00	0.76	
		Mid	9.24	0.21	13.67 (EIRP)	14.00	0.33	
		High	8.62	0.21	13.05 (EIRP)	14.00	0.95	
802.11ax _HE40 _52T	5 835	Low	8.27	0.22	12.71 (EIRP)	14.00	1.29	
		Mid	8.67	0.22	13.11 (EIRP)	14.00	0.89	
		High	8.36	0.22	12.80 (EIRP)	14.00	1.20	
	5 875	Low	8.30	0.22	12.74 (EIRP)	14.00	1.26	
		Mid	8.48	0.22	12.92 (EIRP)	14.00	1.08	
		High	8.34	0.22	12.78 (EIRP)	14.00	1.22	
802.11ax _HE40 _106T	5 835	Low	8.52	0.24	12.98 (EIRP)	14.00	1.02	
		Mid	8.64	0.24	13.10 (EIRP)	14.00	0.90	
		High	8.43	0.24	12.89 (EIRP)	14.00	1.11	
	5 875	Low	8.46	0.24	12.92 (EIRP)	14.00	1.08	
		Mid	8.63	0.24	13.09 (EIRP)	14.00	0.91	
		High	8.60	0.24	13.06 (EIRP)	14.00	0.94	
802.11ax _HE40 _242T	5 835	Low	8.39	0.27	12.88 (EIRP)	14.00	1.12	
		Mid	-					
		High	8.32	0.27	12.81 (EIRP)	14.00	1.19	
	5 875	Low	8.53	0.27	13.02 (EIRP)	14.00	0.98	
		Mid	-					
		High	8.44	0.27	12.93 (EIRP)	14.00	1.07	
802.11ax _HE40 _484T	5 835			6.46	0.28	10.96 (EIRP)	14.00	3.04
	5 875			6.49	0.28	10.99 (EIRP)	14.00	3.01
Measurement uncertainty			± 1.5 dB					



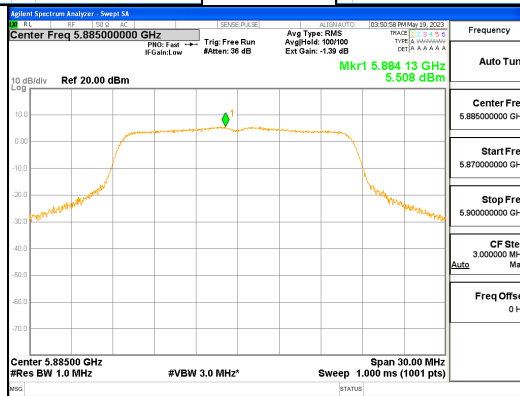
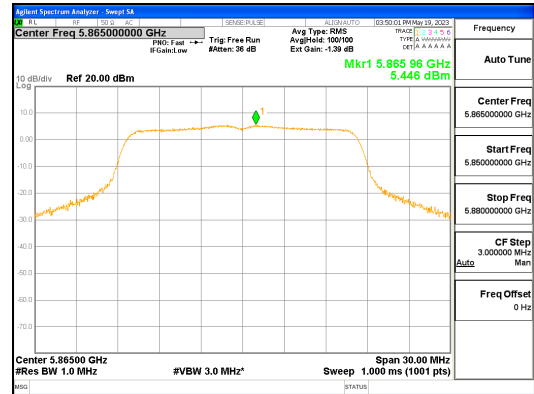
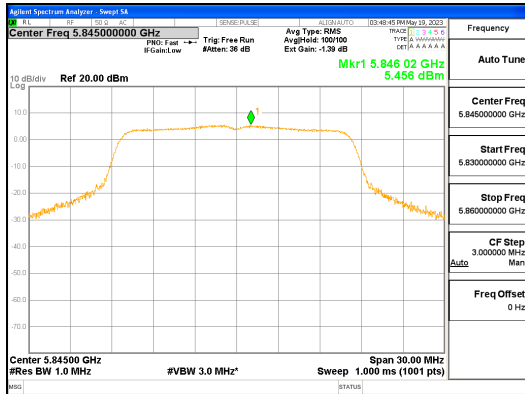


**CTK Co., Ltd.**  
 (Ho-dong), 113, Yejik-ro, Cheoin-gu,  
 Yongin-si, Gyeonggi-do, Korea  
 Tel: +82-31-339-9970  
 Fax: +82-31-624-9501

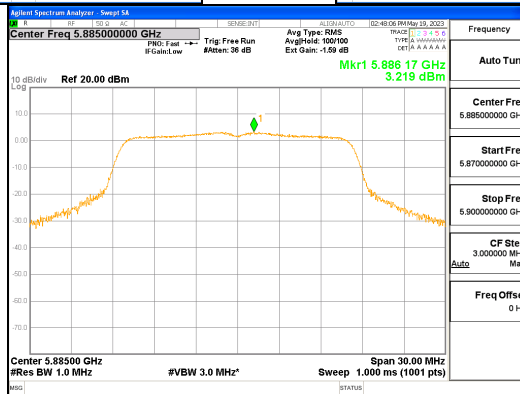
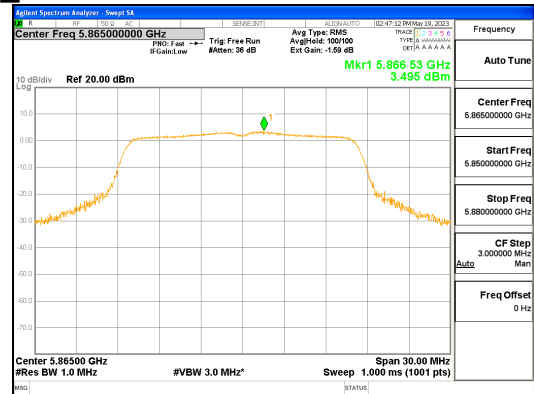
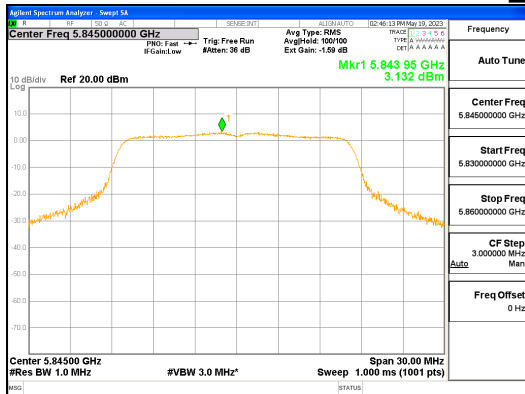
Report No.:  
 CTK-2023-01431  
 Page (79) / (179) Pages

Test Mode	Frequency (MHz)	RU Index	Measured Power Density (dBm)	Duty cycle Factor (dB)	Result Power Density (dBm)	Limit (dBm)	Margin (dB)
802.11ax _HE80 _26T	5 855	Low	7.97	0.21	12.40 (EIRP)	14.00	1.60
		Mid	8.22	0.21	12.65 (EIRP)	14.00	1.35
		High	8.11	0.21	12.54 (EIRP)	14.00	1.46
802.11ax _HE80 _52T	5 855	Low	7.90	0.22	12.34 (EIRP)	14.00	1.66
		Mid	7.89	0.22	12.33 (EIRP)	14.00	1.67
		High	8.07	0.22	12.51 (EIRP)	14.00	1.49
802.11ax _HE80 _106T	5 855	Low	8.18	0.23	12.63 (EIRP)	14.00	1.37
		Mid	7.78	0.23	12.23 (EIRP)	14.00	1.77
		High	8.21	0.23	12.66 (EIRP)	14.00	1.34
802.11ax _HE80 _242T	5 855	Low	5.80	0.27	10.29 (EIRP)	14.00	3.71
		Mid	5.84	0.27	10.33 (EIRP)	14.00	3.67
		High	5.79	0.27	10.28 (EIRP)	14.00	3.72
802.11ax _HE80 _484T	5 855	Low	4.68	0.27	9.17 (EIRP)	14.00	4.83
		Mid	-				
		High	4.76	0.27	9.25 (EIRP)	14.00	4.75
802.11ax _HE80 _996T	5 855		2.43	0.29	6.94 (EIRP)	14.00	7.06
Measurement uncertainty			± 1.5 dB				

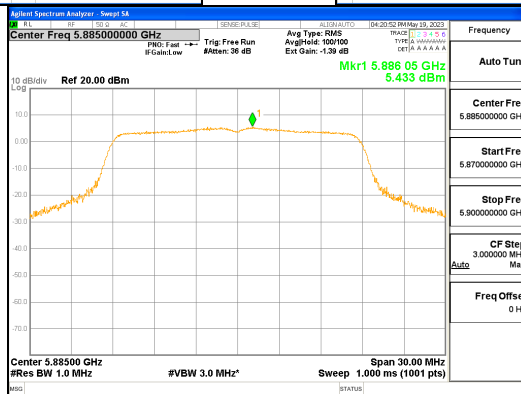
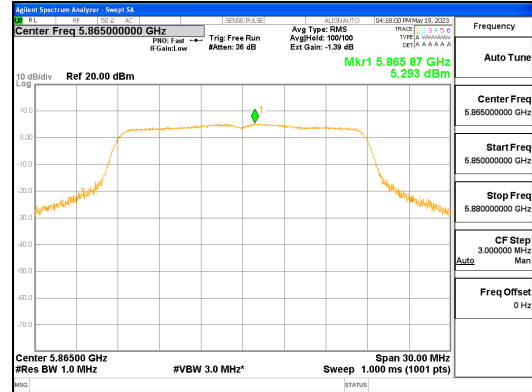
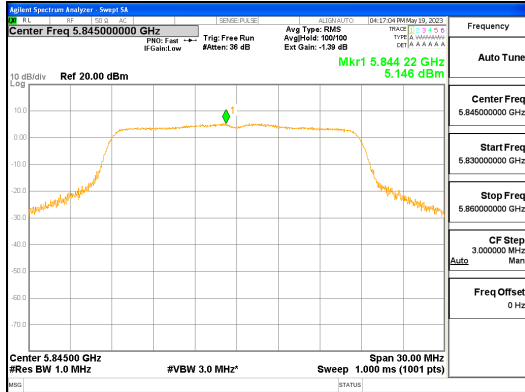
See next pages for actual measured spectrum plots.



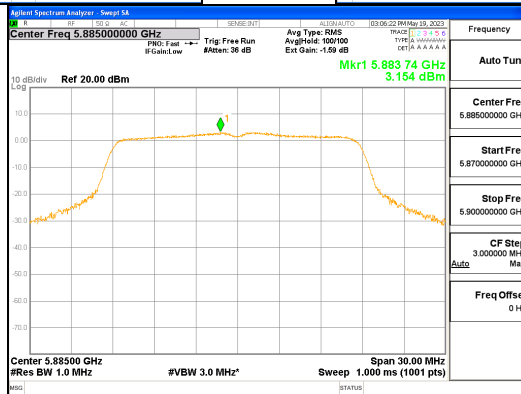
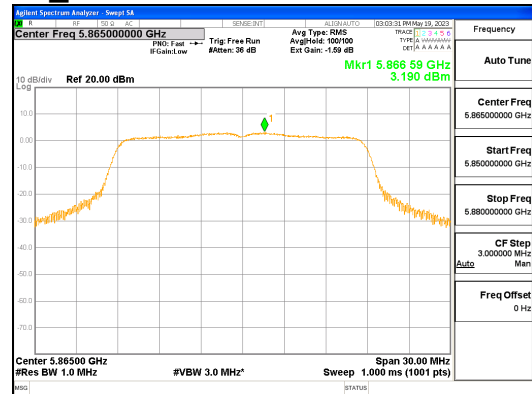
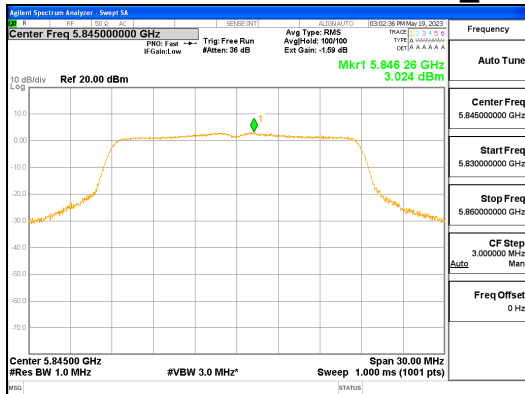
**ANT L\_802.11a\_UNII 4**



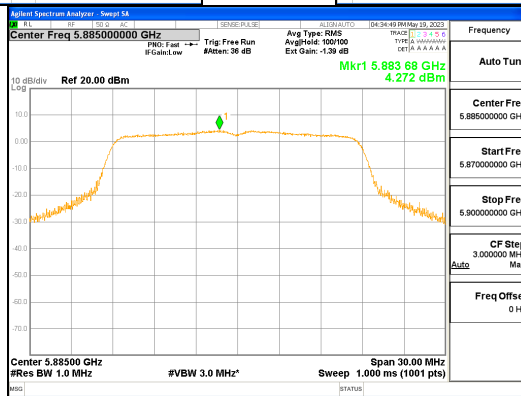
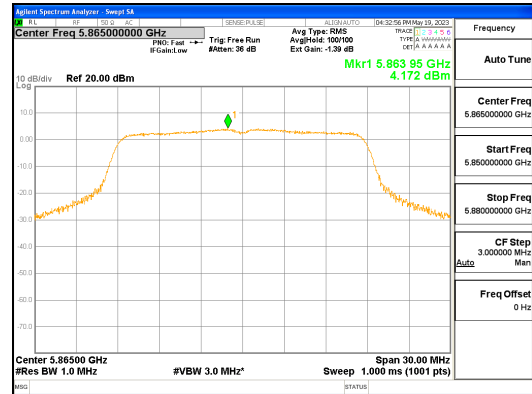
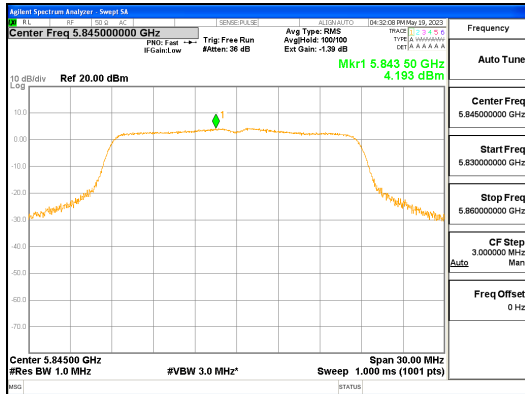
**ANT R\_802.11a\_UNII 4**



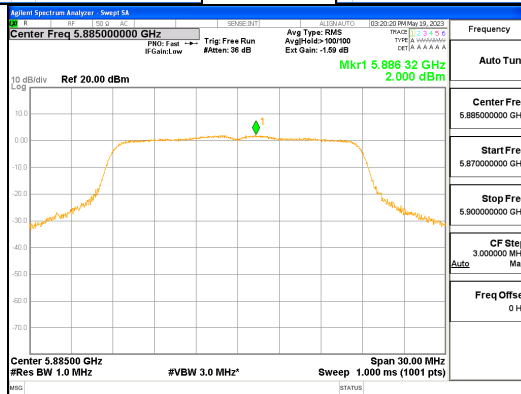
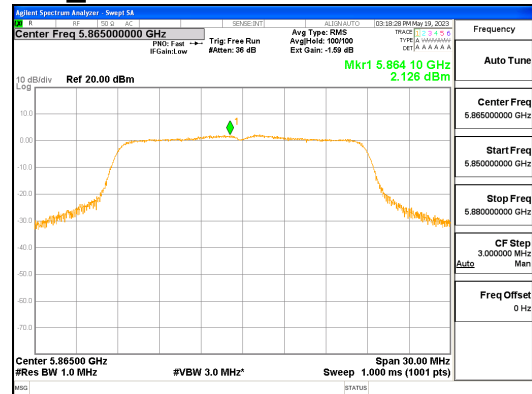
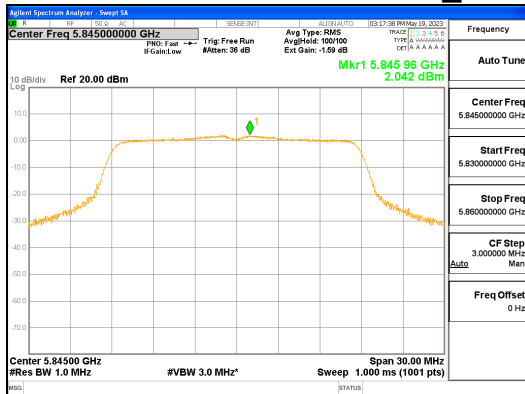
**ANT L\_802.11n\_HT20\_UNII 4**



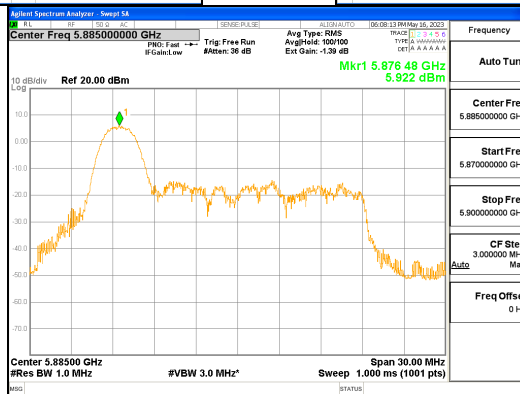
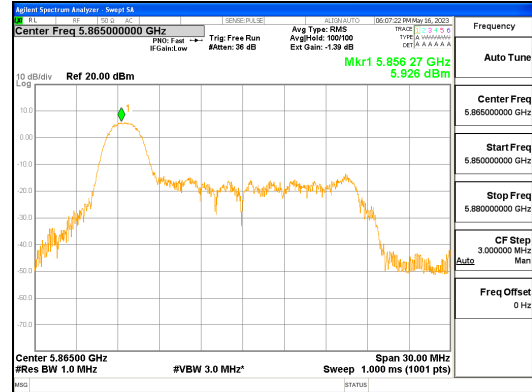
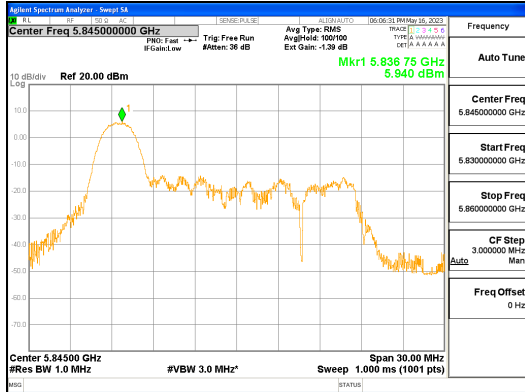
**ANT R\_802.11n\_HT20\_UNII 4**



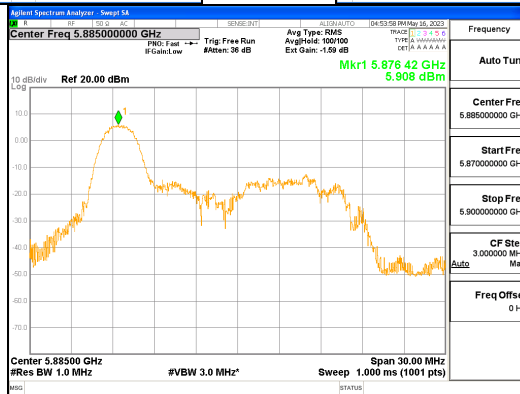
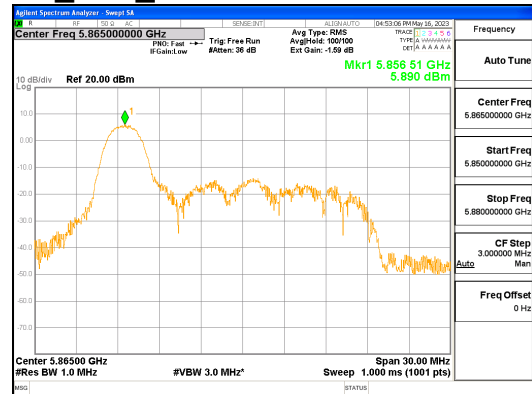
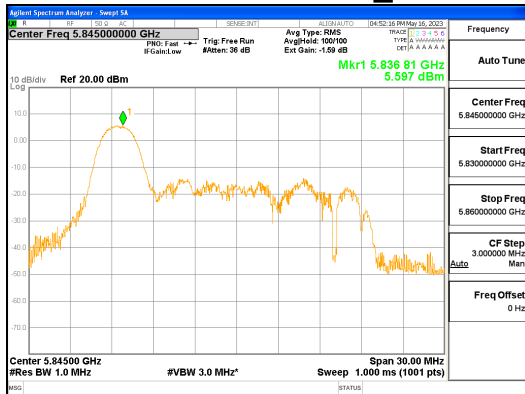
**ANT L\_802.11ac\_VHT20\_UNII 4**



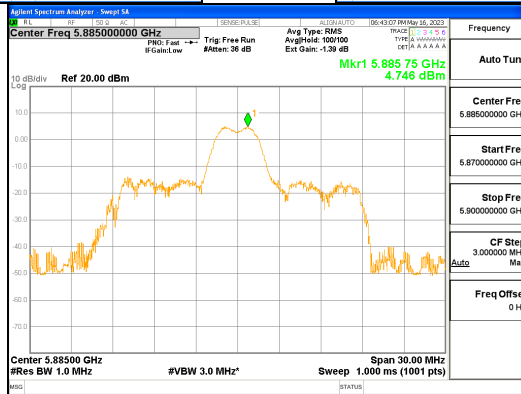
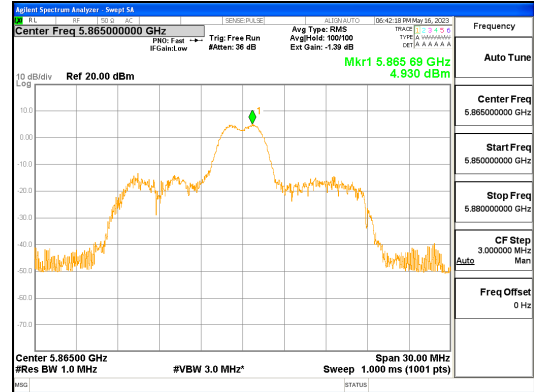
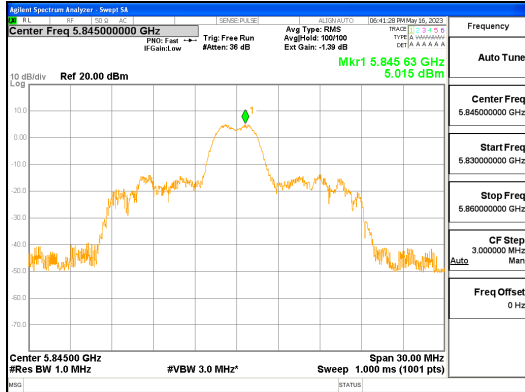
**ANT R\_802.11ac\_VHT20\_UNII 4**



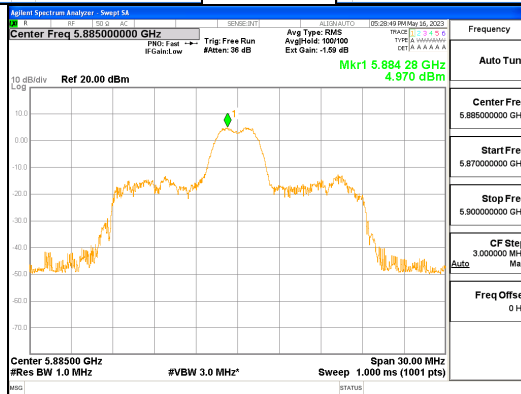
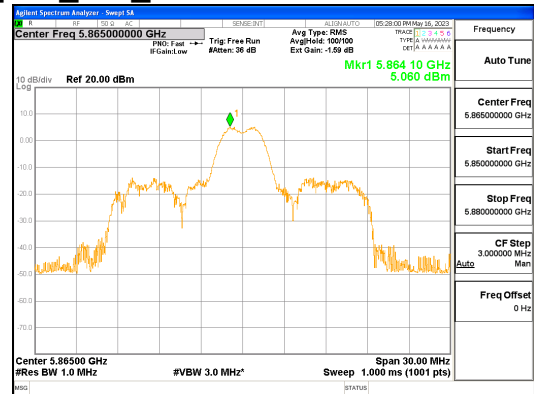
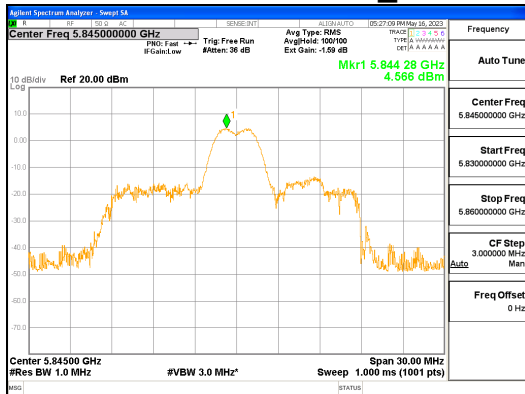
**ANT L\_802.11ax\_HE20\_26T\_Low\_UNII 4**



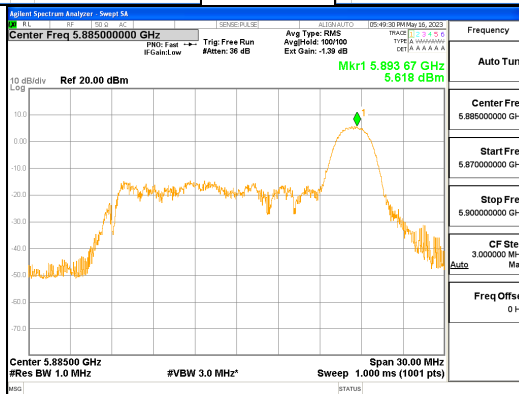
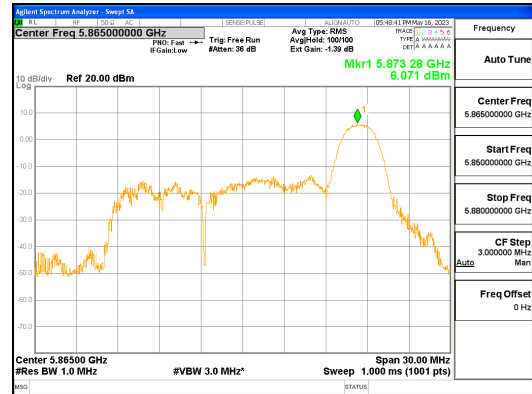
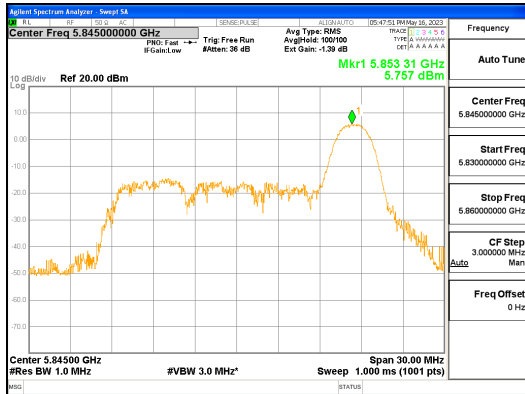
**ANT R\_802.11ax\_HE20\_26T\_Low\_UNII 4**



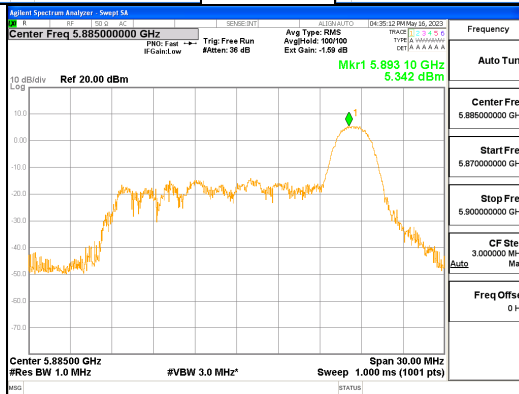
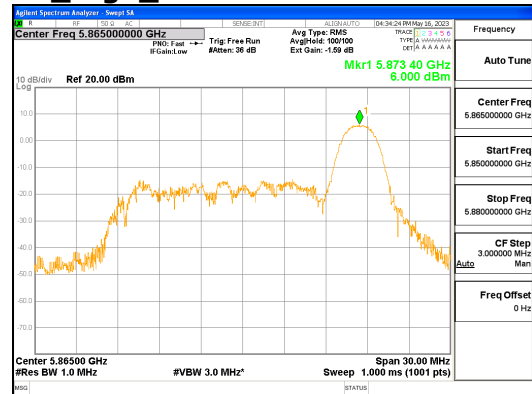
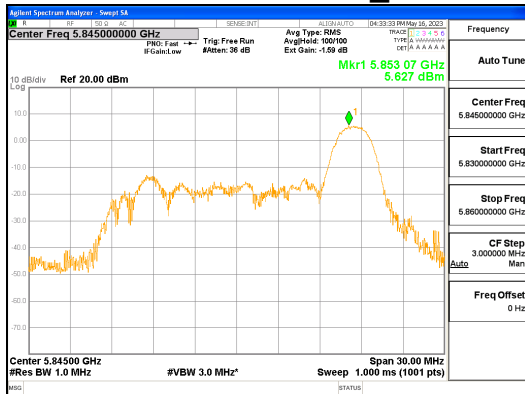
**ANT L\_802.11ax\_HE20\_26T\_Mid\_UNII 4**



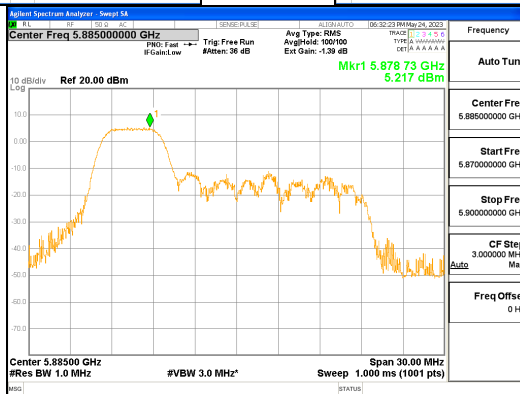
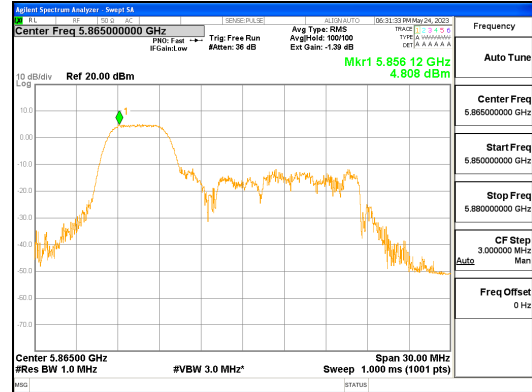
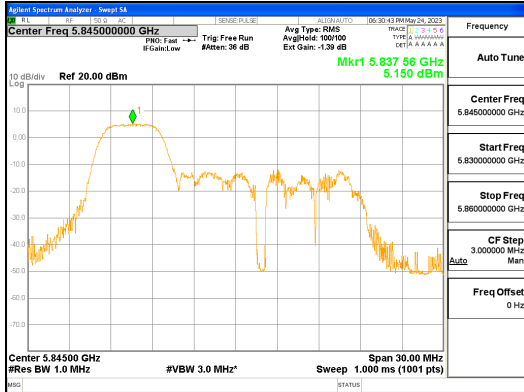
**ANT R\_802.11ax\_HE20\_26T\_Mid\_UNII 4**



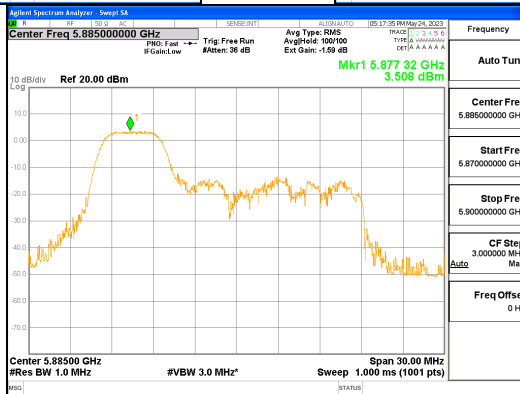
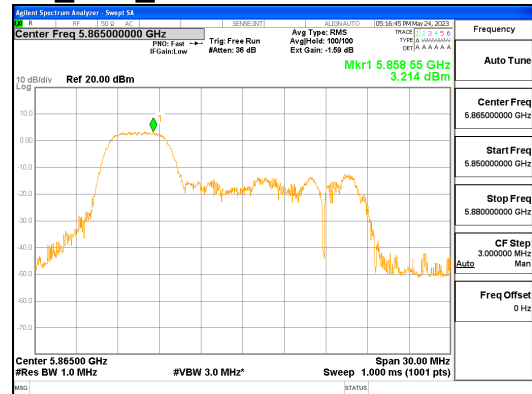
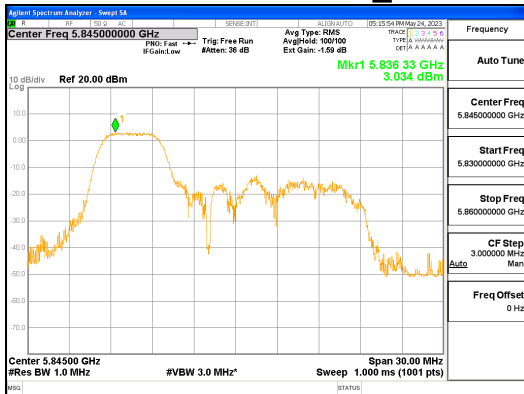
**ANT L\_802.11ax\_HE20\_26T\_High\_UNII 4**



**ANT R\_802.11ax\_HE20\_26T\_High\_UNII 4**

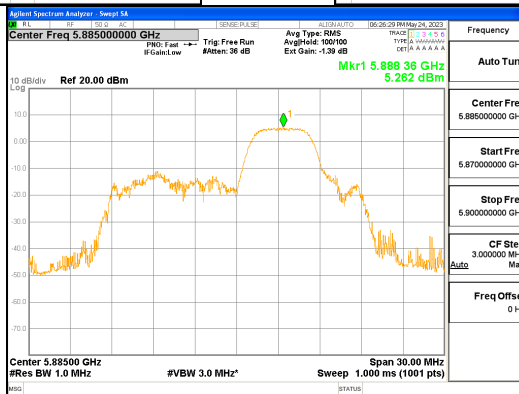
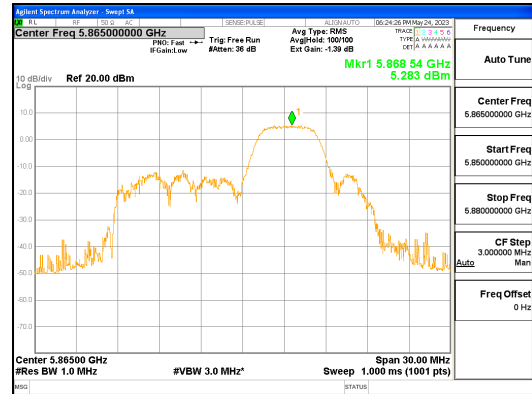
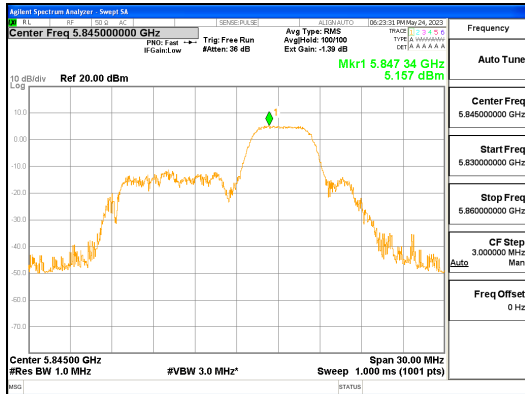


**ANT L\_802.11ax\_HE20\_52T\_Low\_UNII 4**

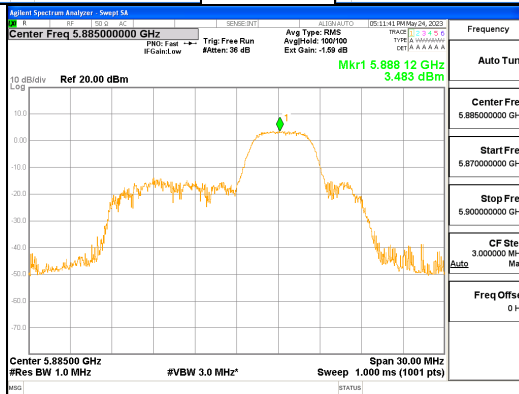
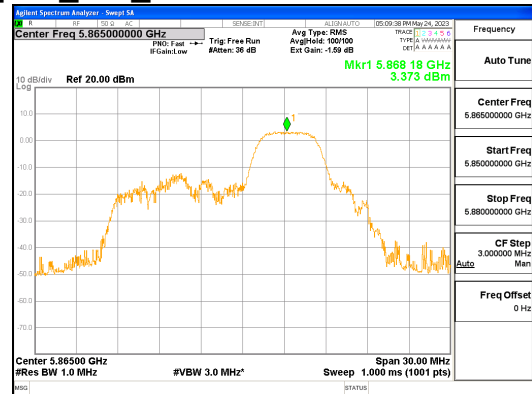
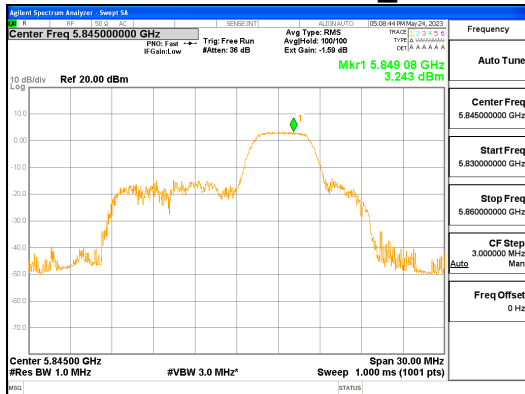


**ANT R\_802.11ax\_HE20\_52T\_Low\_UNII 4**

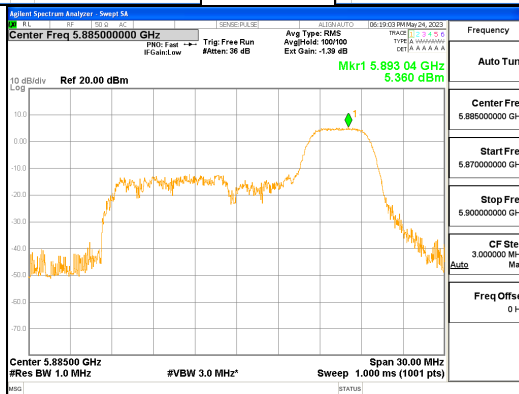
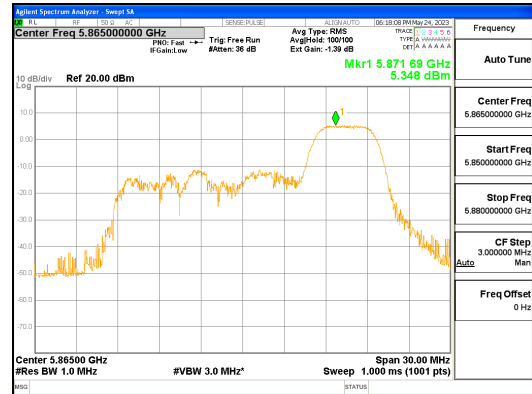
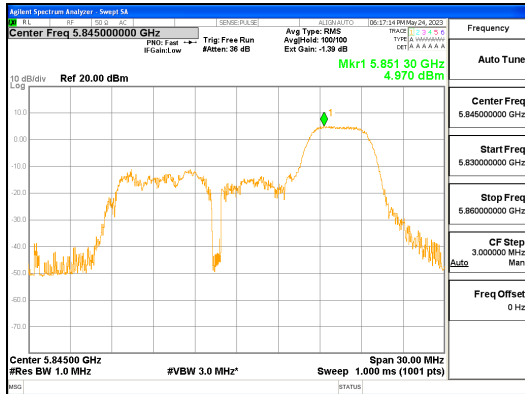




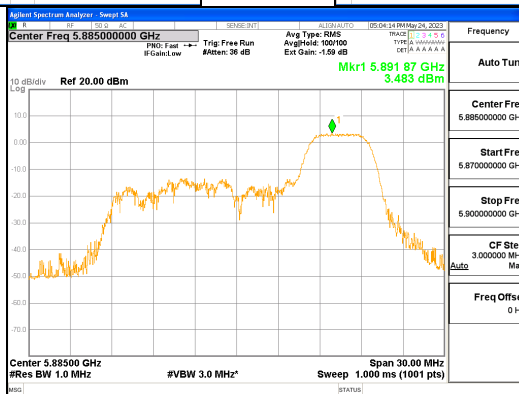
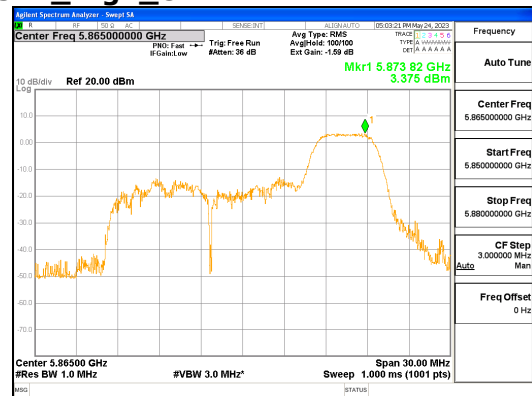
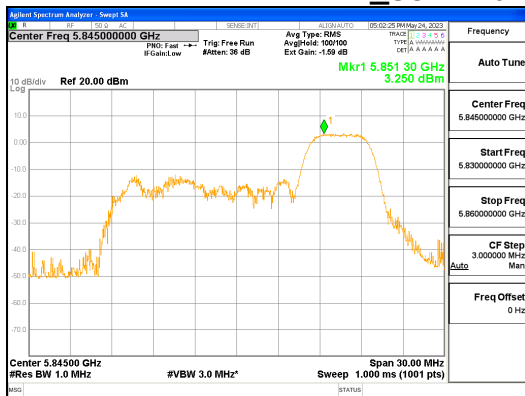
**ANT L\_802.11ax\_HE20\_52T\_Mid\_UNII 4**



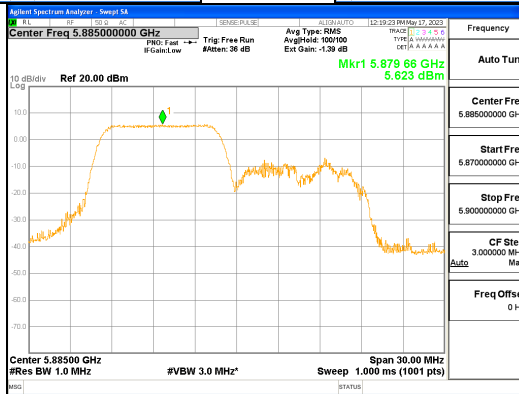
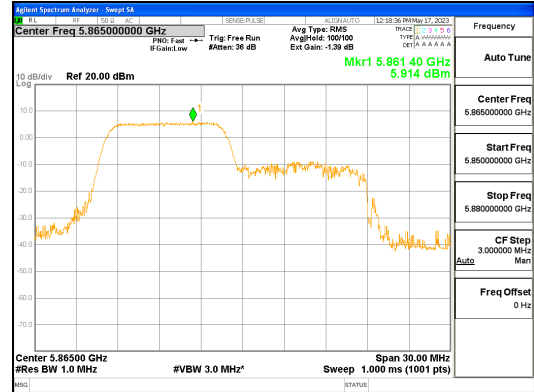
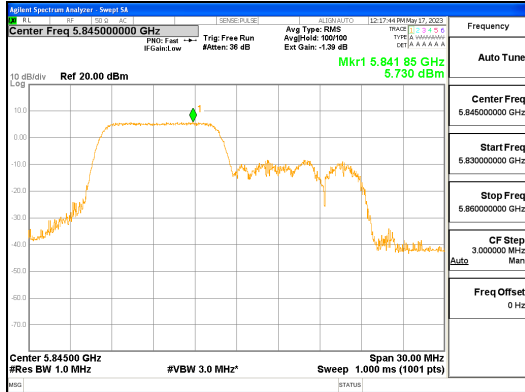
**ANT R\_802.11ax\_HE20\_52T\_Mid\_UNII 4**



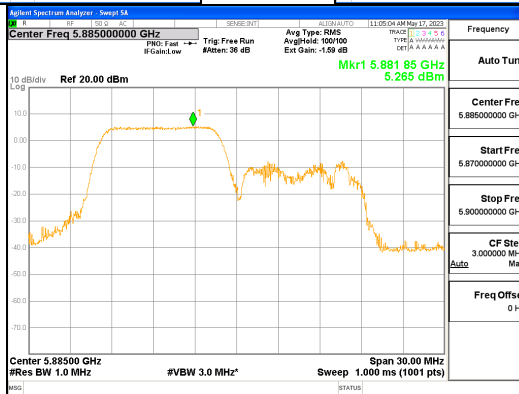
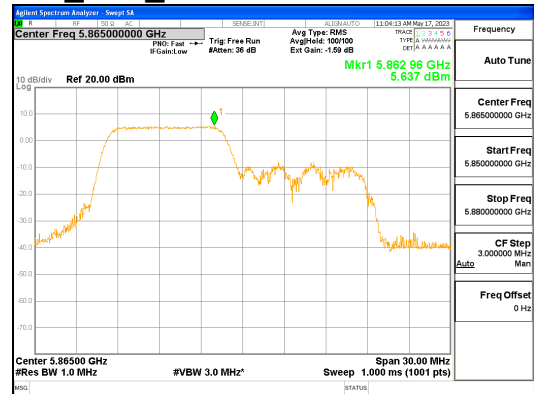
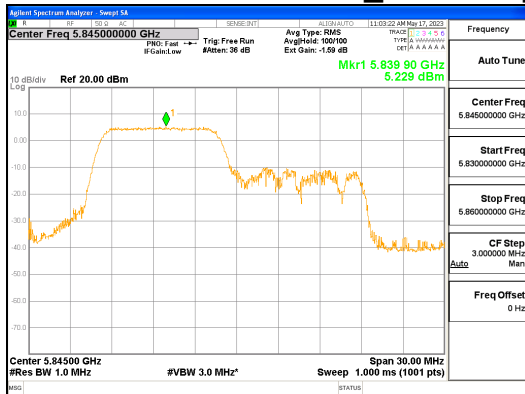
**ANT L\_802.11ax\_HE20\_52T\_High\_UNII 4**



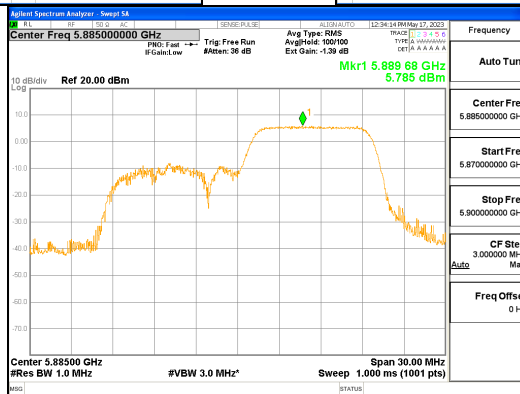
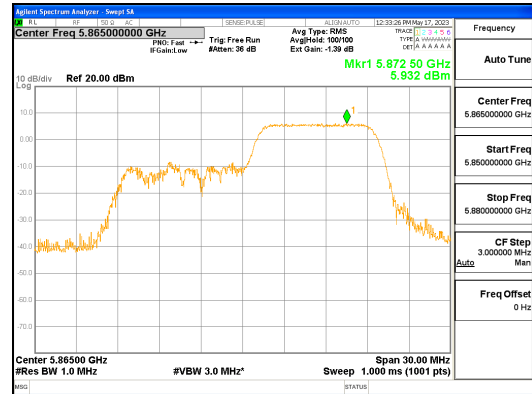
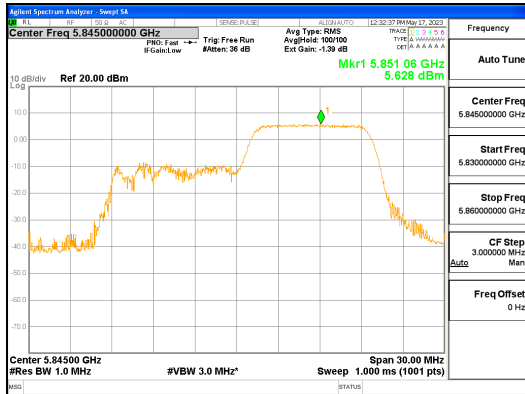
**ANT R\_802.11ax\_HE20\_52T\_High\_UNII 4**



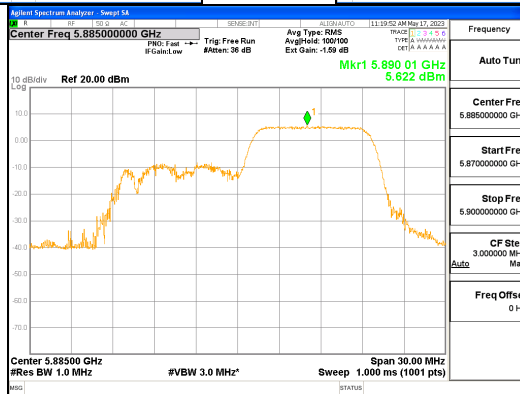
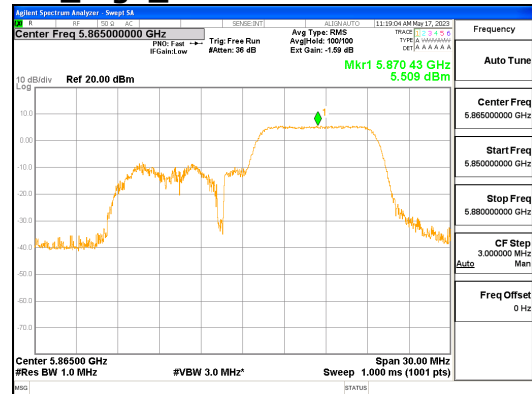
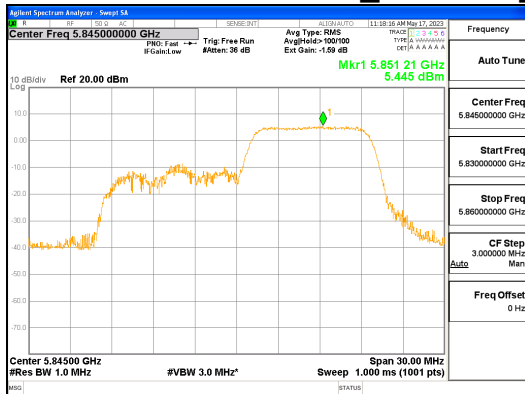
**ANT L\_802.11ax\_HE20\_106T\_Low\_UNII 4**



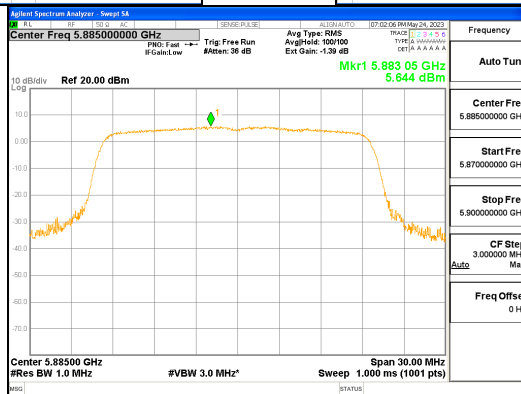
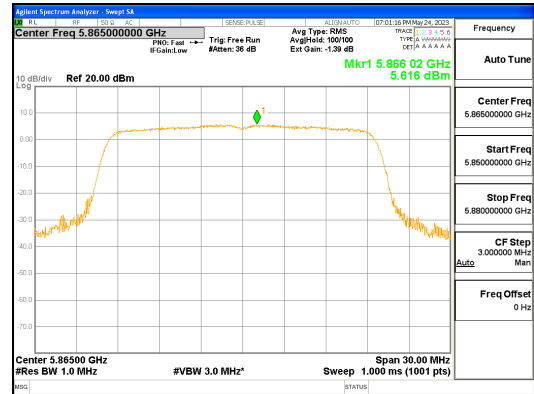
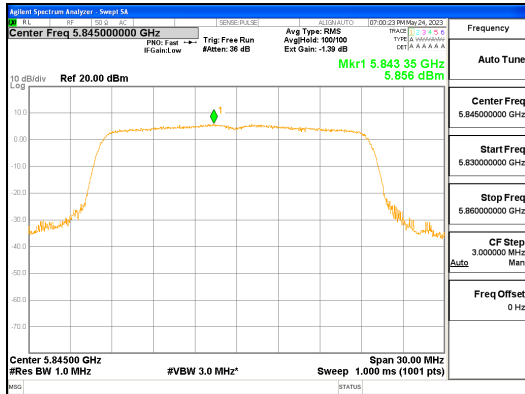
**ANT R\_802.11ax\_HE20\_106T\_Low\_UNII 4**



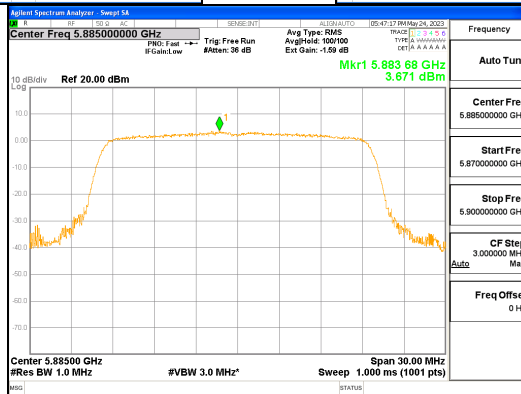
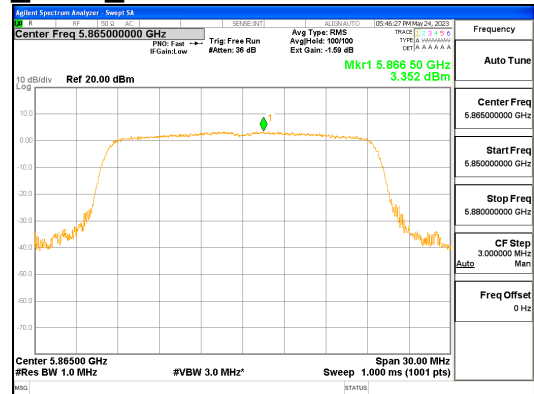
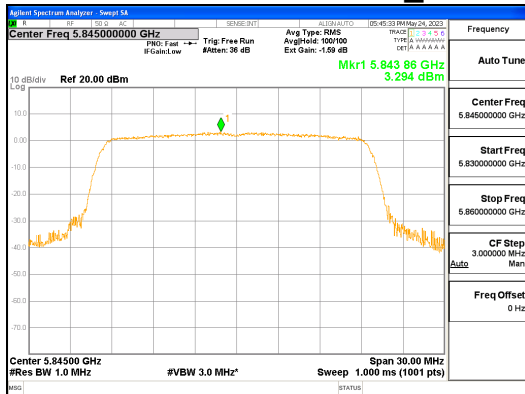
**ANT L\_802.11ax\_HE20\_106T\_High\_UNII 4**



**ANT R\_802.11ax\_HE20\_106T\_High\_UNII 4**

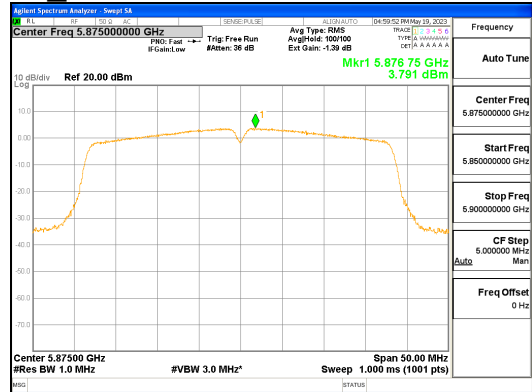
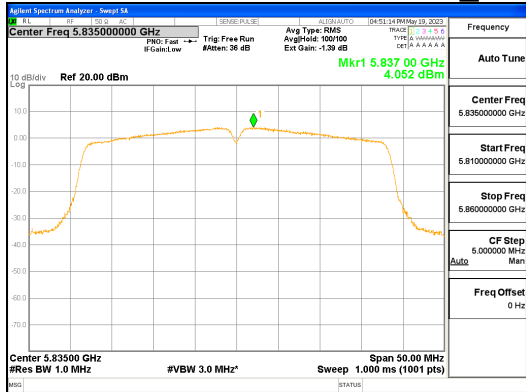


**ANT L\_802.11ax\_HE20\_242T\_UNII 4**

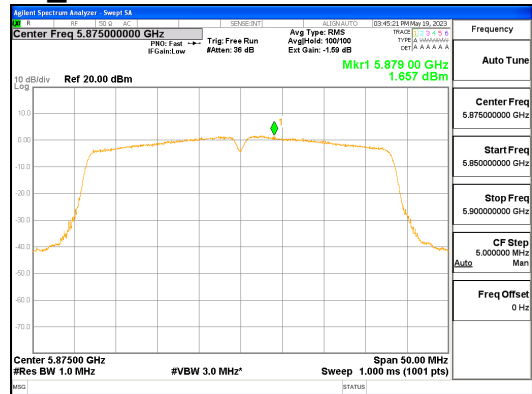
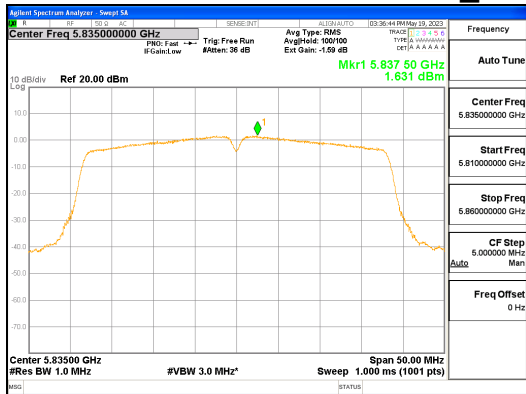


**ANT R\_802.11ax\_HE20\_242T\_UNII 4**

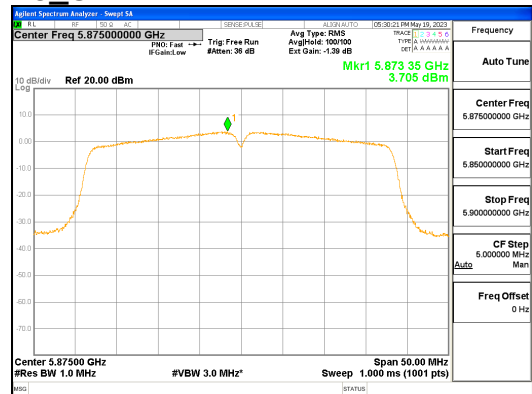
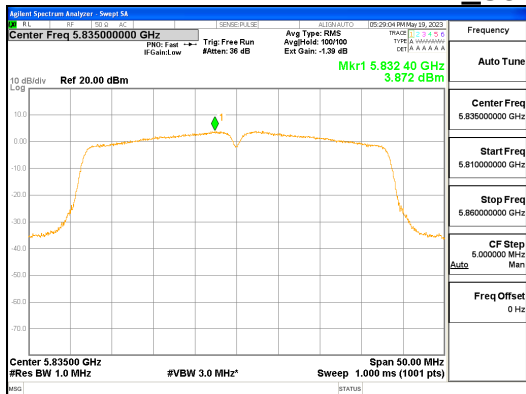
### ANT L\_802.11n\_HT40\_UNII 3



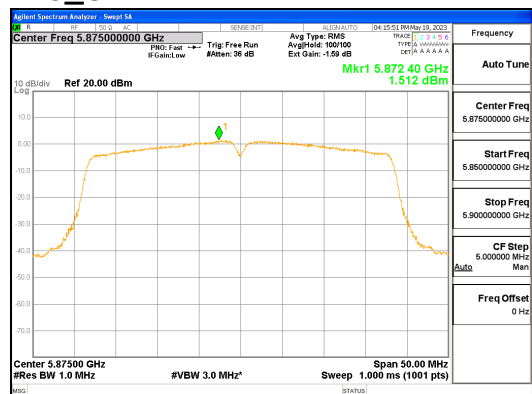
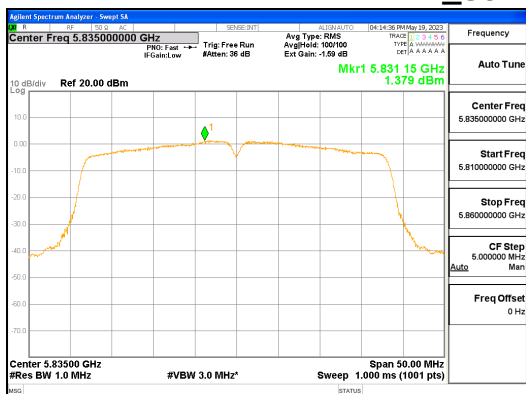
### ANT L\_802.11n\_HT40\_UNII 4



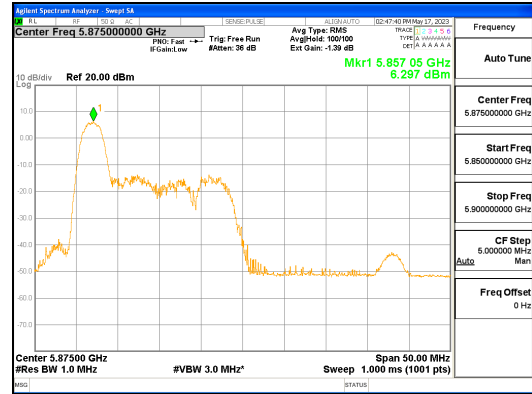
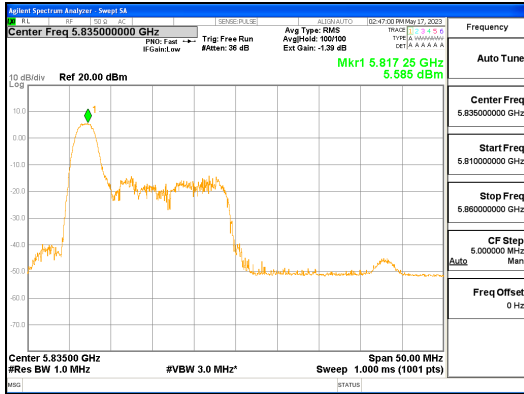
### ANT R\_802.11n\_HT40\_UNII 4



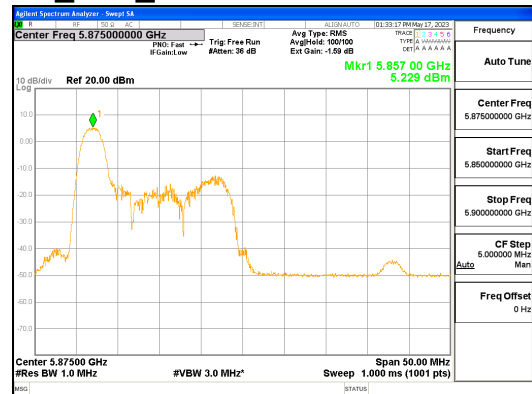
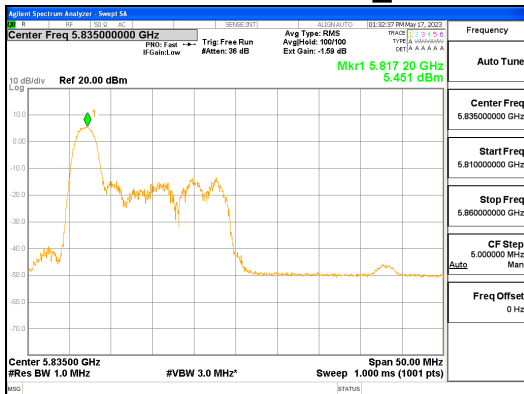
### ANT L\_802.11ac\_VHT40\_UNII 4



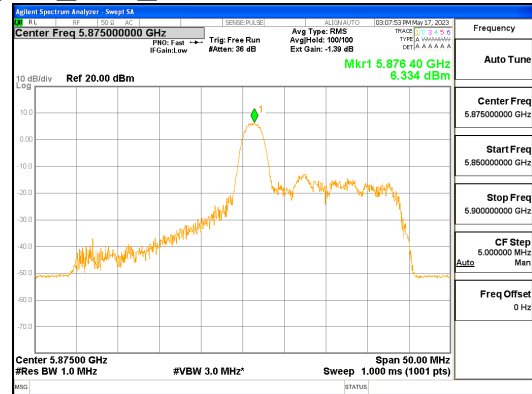
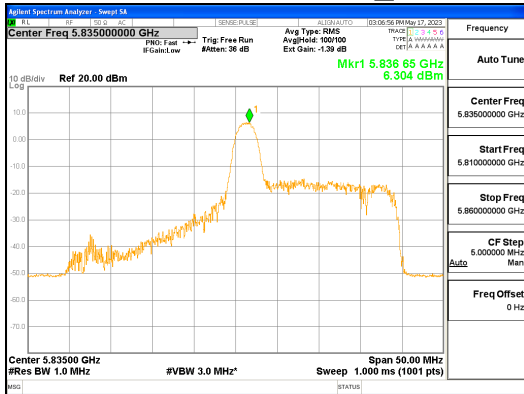
### ANT R\_802.11ac\_VHT40\_UNII 4



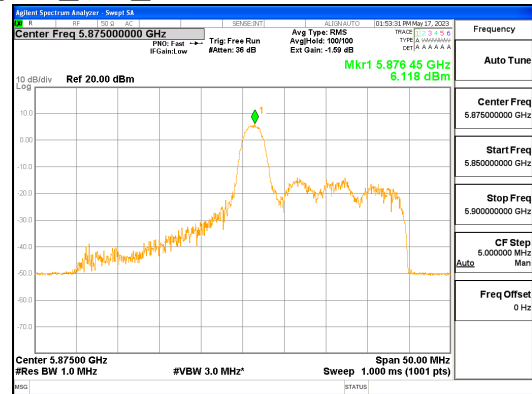
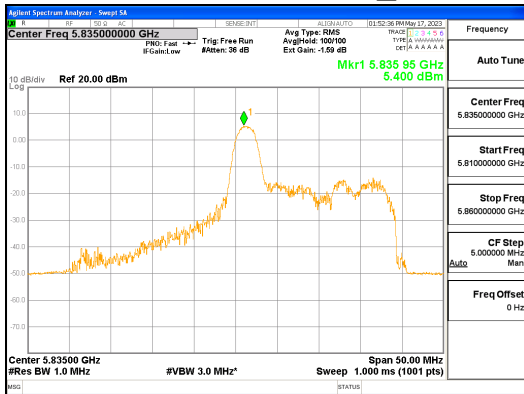
**ANT L\_802.11ax\_HE40\_26T\_Low\_UNII 4**



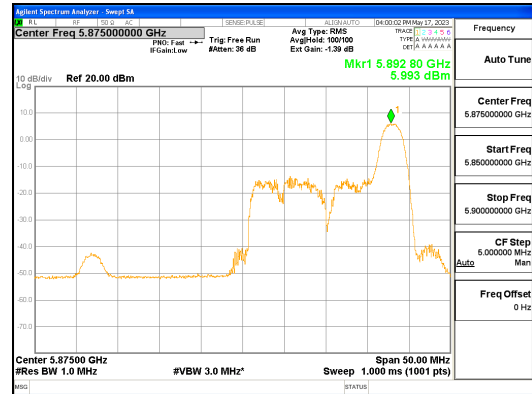
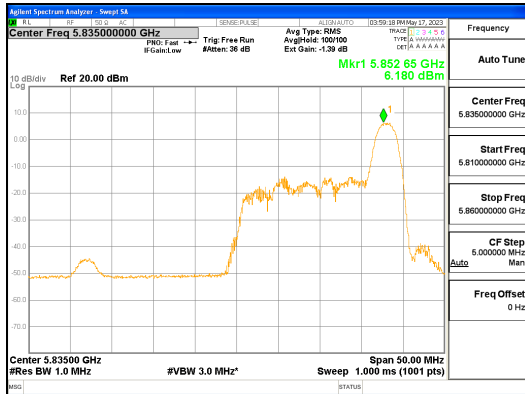
**ANT R\_802.11ax\_HE40\_26T\_Low\_UNII 4**



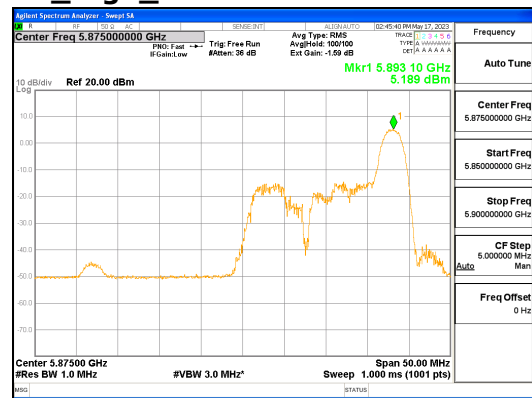
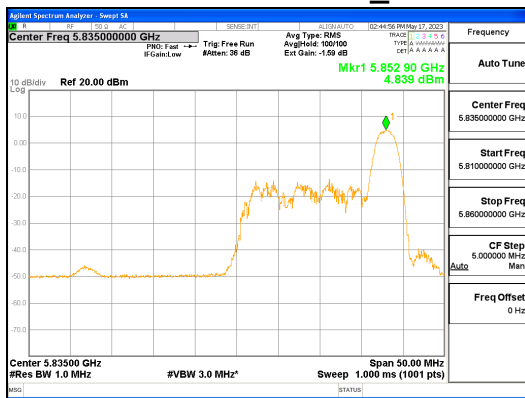
**ANT L\_802.11ax\_HE40\_26T\_Mid\_UNII 4**



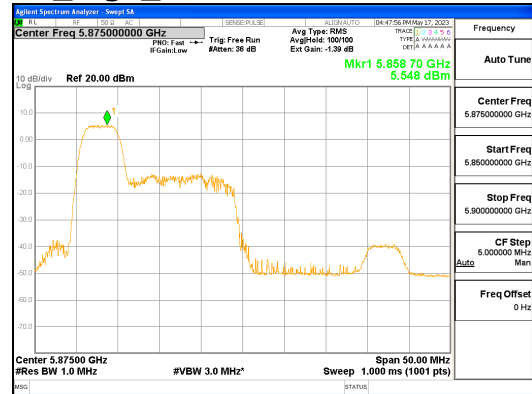
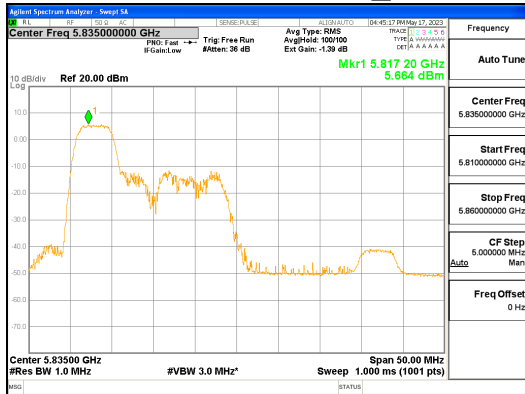
**ANT R\_802.11ax\_HE40\_26T\_Mid\_UNII 4**



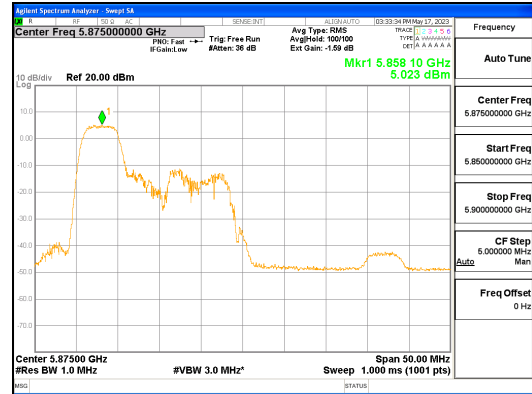
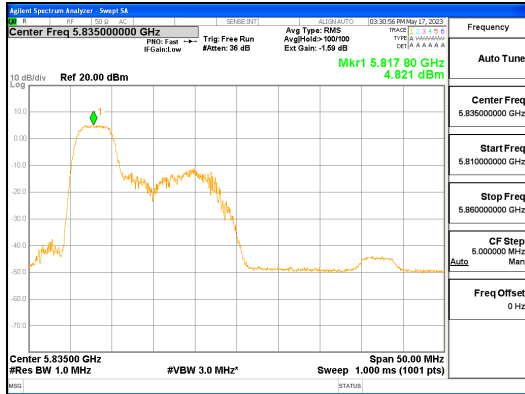
**ANT L\_802.11ax\_HE40\_26T\_High\_UNII 4**



**ANT R\_802.11ax\_HE40\_26T\_High\_UNII 4**

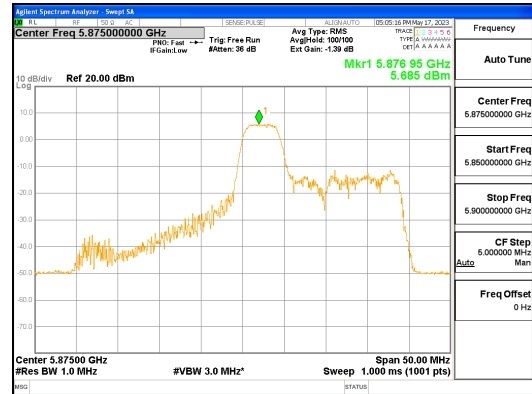
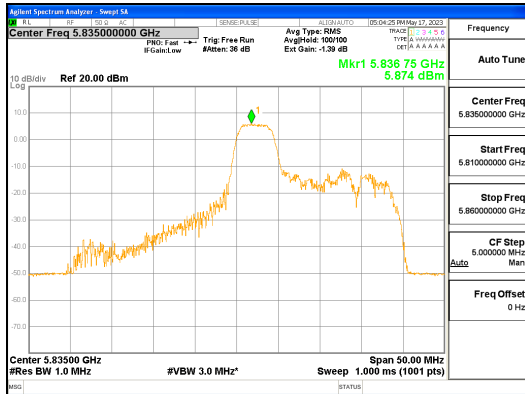


**ANT L\_802.11ax\_HE40\_52T\_Low\_UNII 4**

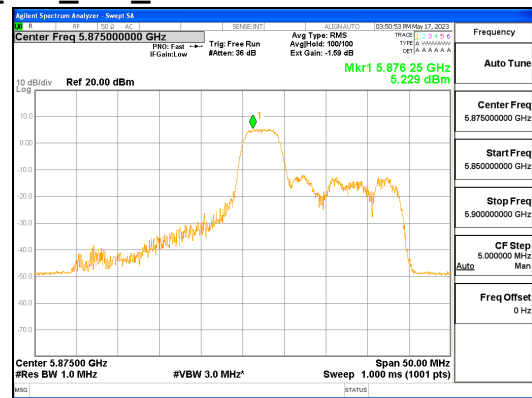
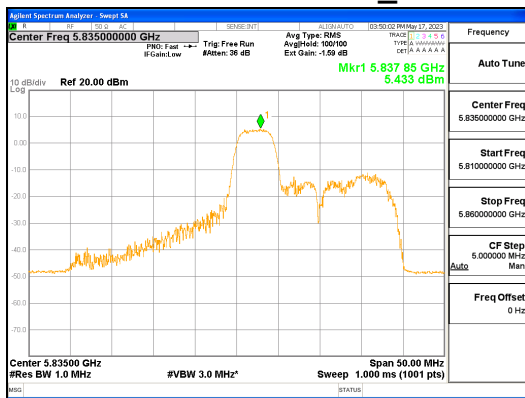


**ANT R\_802.11ax\_HE40\_52T\_Low\_UNII 4**

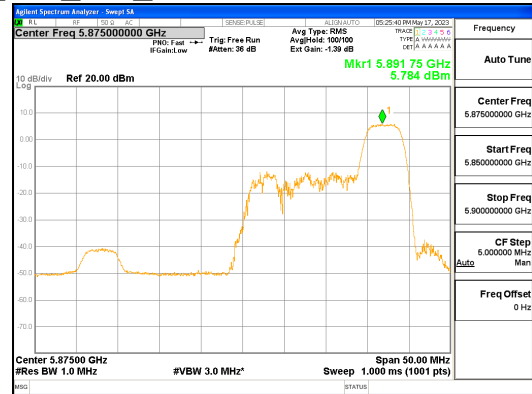
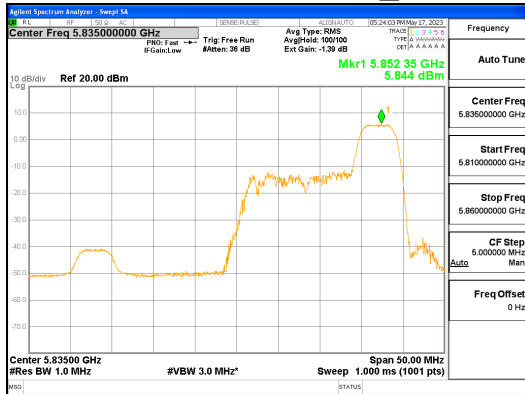




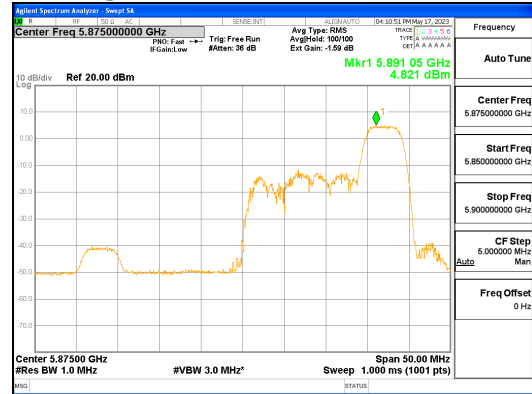
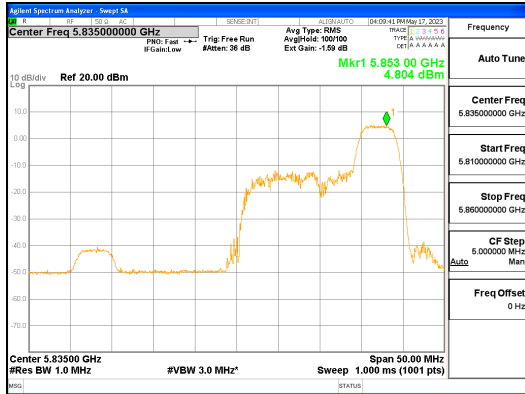
**ANT L\_802.11ax\_HE40\_52T\_Mid\_UNII 4**



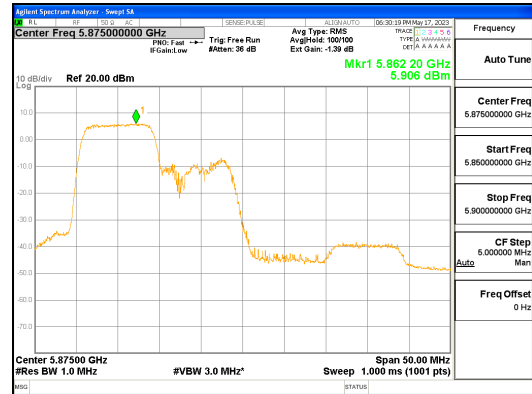
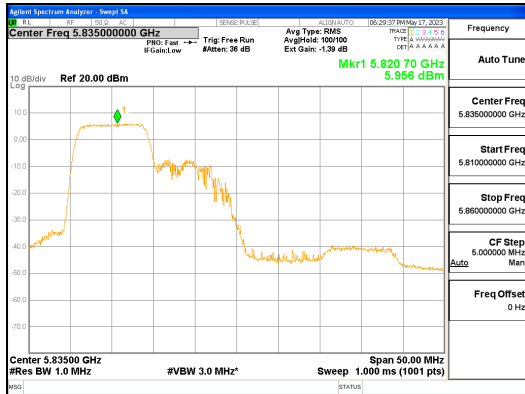
**ANT R\_802.11ax\_HE40\_52T\_Mid\_UNII 4**



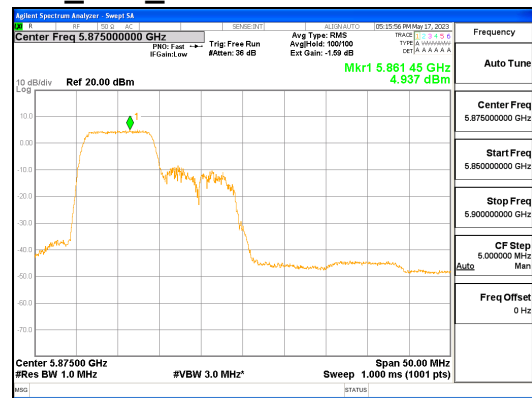
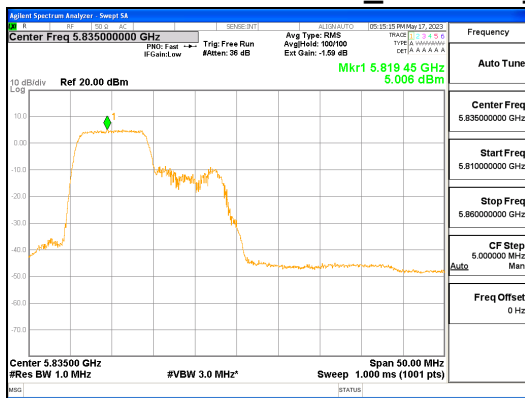
**ANT L\_802.11ax\_HE40\_52T\_High\_UNII 4**



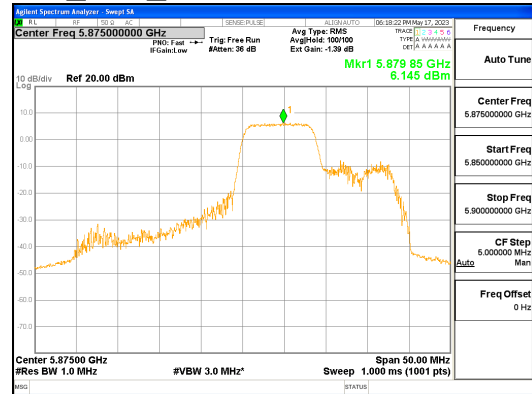
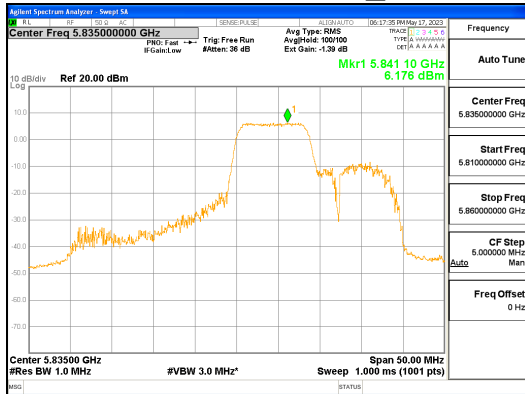
**ANT R\_802.11ax\_HE40\_52T\_High\_UNII 4**



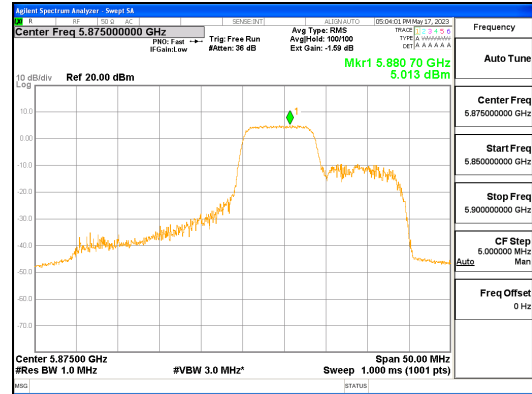
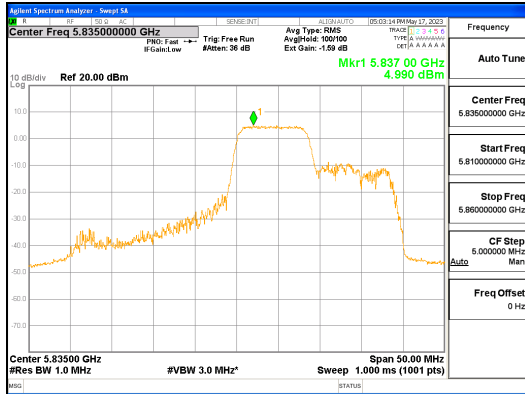
**ANT L\_802.11ax\_HE40\_106T\_Low\_UNII 4**



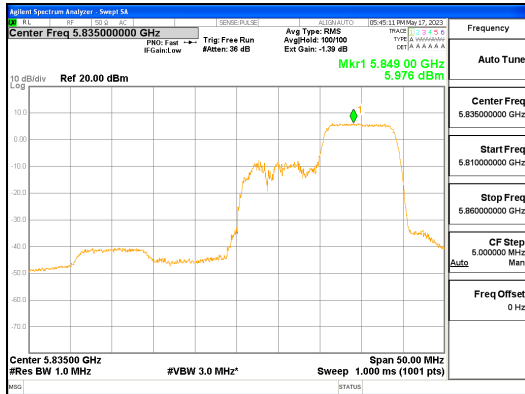
**ANT R\_802.11ax\_HE40\_106T\_Low\_UNII 4**



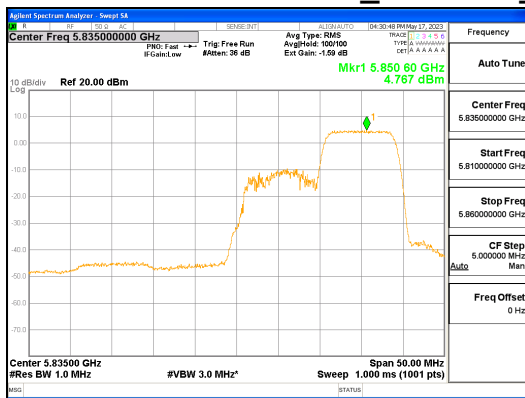
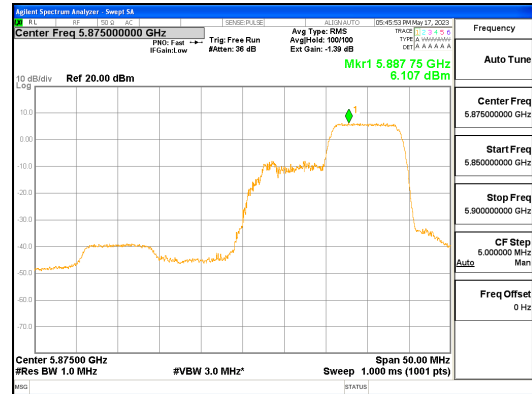
**ANT L\_802.11ax\_HE40\_106T\_Mid\_UNII 4**



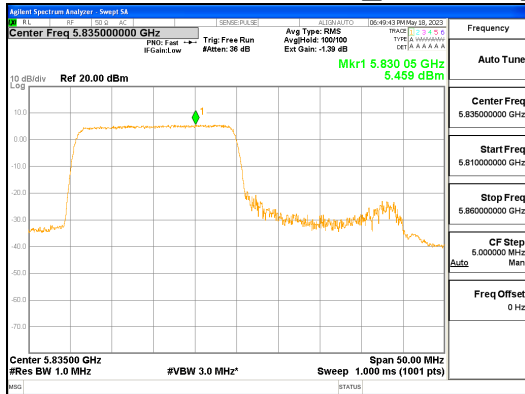
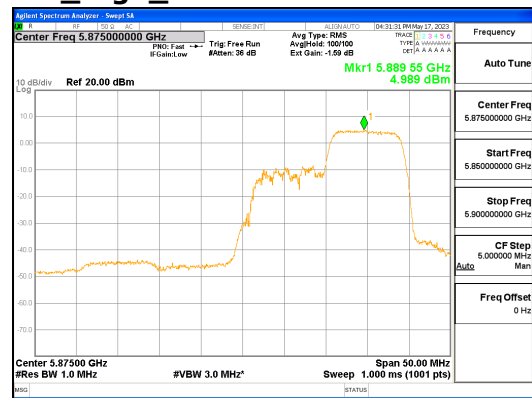
**ANT R\_802.11ax\_HE40\_106T\_Mid\_UNII 4**



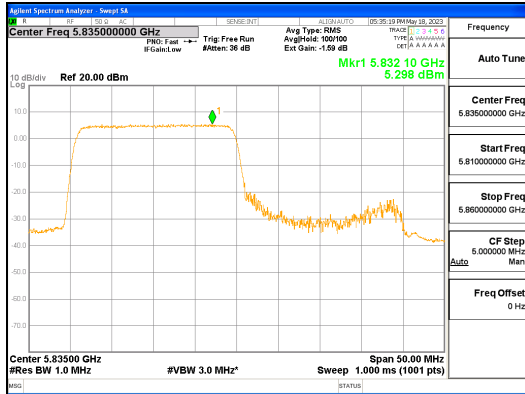
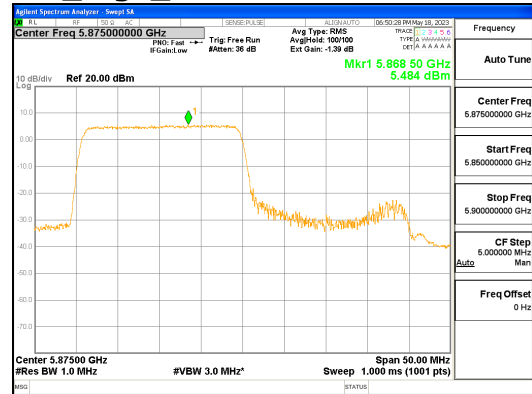
**ANT L\_802.11ax\_HE40\_106T\_High\_UNII 4**



**ANT R\_802.11ax\_HE40\_106T\_High\_UNII 4**



**ANT L\_802.11ax\_HE40\_242T\_Low\_UNII 4**



**ANT R\_802.11ax\_HE40\_242T\_Low\_UNII 4**

