

# TEST REPORT



**CTK Co., Ltd.**  
(Ho-dong), 113, Yejik-ro, Cheoin-gu,  
Yongin-si, Gyeonggi-do, Korea  
Tel: +82-31-339-9970  
Fax: +82-31-624-9501

Report No.:  
CTK-2021-03418  
Page (1) / (376) Pages

## 1. Client

- Name : Samsung Electronics Co Ltd
- Address : 19 Chapin Rd, Building D. Pine Brook, New Jersey, United States
- Date of Receipt : 2021-06-28

## 2. Manufacturer

- Name : Samsung Electronics Co., Ltd.
- Address : 129, Samsung-ro, Yeongtong-gu, Suwon-si, Gyeonggi-do, 16677, Korea

## 3. Use of Report : For FCC Conformance

## 4. Test Sample / Model: Wi-Fi/BT Transceiver / WCA942M

## 5. Date of Test : 2020-11-05 to 2020-11-20, 2021-08-04 to 2021-09-16

## 6. Test Standard(method) used : FCC 47 CFR part 15 subpart C 15.407

## 7. Testing Environment: Temp.: (23 ± 1) °C, Humidity: (50 ± 3) % R.H

## 8. Test Results : Compliance

The results shown in this test report refer only to the sample(s) tested unless otherwise stated. This Test Report cannot be reproduced, except in full.

Affirmation	Tested by	Technical Manager
	Ji-Hye, Kim: (Signature)	Won-Jae, Hwang: (Signature)

2021-09-17

Republic of KOREA **CTK Co., Ltd.**



**CTK Co., Ltd.**  
(Ho-dong), 113, Yejik-ro, Cheoin-gu,  
Yongin-si, Gyeonggi-do, Korea  
Tel: +82-31-339-9970  
Fax: +82-31-624-9501

Report No.:  
CTK-2021-03418  
Page (2) / (376) Pages

## REPORT REVISION HISTORY

Date	Revision	Page No
2020-11-20	Issued (CTK-2020-04547)	all
2021-09-17	Issued (CTK-2021-03418) Added RU combinations and assignments in 802.11ax	all

*This report shall not be reproduced except in full, without the written approval of CTK Co., Ltd. This document may be altered or revised by CTK Co., Ltd. personnel only, and shall be noted in the revision section of the document. Any alteration of this document not carried out by CTK Co., Ltd. will constitute fraud and shall nullify the document.*



**CTK Co., Ltd.**  
(Ho-dong), 113, Yejik-ro, Cheoin-gu,  
Yongin-si, Gyeonggi-do, Korea  
Tel: +82-31-339-9970  
Fax: +82-31-624-9501

Report No.:  
CTK-2021-03418  
Page (3) / (376) Pages

## **CONTENTS**

1. General Product Description .....	4
1.1 Client Information .....	4
1.2 Product Information.....	4
1.3 Peripheral Devices .....	5
1.4 Model Differences .....	5
2. Facility and Accreditations.....	6
2.1 Test Facility.....	6
2.2 Laboratory Accreditations and Listings .....	6
2.3 Calibration Details of Equipment Used for Measurement .....	6
3. Test Specifications .....	7
3.1 Standards.....	7
3.2 Mode of operation during the test .....	8
3.3 Device Modifications .....	11
3.4 Maximum Measurement Uncertainty .....	11
3.5 Test Software.....	11
4. Technical Characteristic Test.....	12
4.1 6dB Bandwidth.....	12
4.2 26 dB Bandwidth and 99% Bandwidth.....	30
4.3 OUTPUT POWER .....	99
4.4 Power Spectral Density .....	173
4.5 Frequency Stability.....	255
4.6 Unwanted Emissions .....	256
4.7 AC Conducted Emissions .....	373
APPENDIX A – Test Equipment Used For Tests .....	376



**CTK Co., Ltd.**  
 (Ho-dong), 113, Yejik-ro, Cheoin-gu,  
 Yongin-si, Gyeonggi-do, Korea  
 Tel: +82-31-339-9970  
 Fax: +82-31-624-9501

Report No.:  
 CTK-2021-03418  
 Page (4) / (376) Pages

## 1. General Product Description

### 1.1 Client Information

<b>Company</b>	Samsung Electronics Co., Ltd.
<b>Contact Point</b>	129, Samsung-ro, Yeongtong-gu, Suwon-si, Gyeonggi-do, 16677, Korea
<b>Contact Person</b>	Name : Youngjoong Noh E-mail : monk.noh@samsung.com Tel : +82-277-0598 Fax : -

### 1.2 Product Information

<b>FCC ID</b>	A3LWCA942M
<b>ISED</b>	649E-WCA942M
<b>Product Description</b>	Wi-Fi/BT Transceiver
<b>Model name</b>	WCA942M
<b>Variant Model name</b>	-
<b>Operating Frequency</b>	UNII 1 : 5 180 MHz – 5 240 MHz (20 MHz_BW) 5 190 MHz – 5 230 MHz (40 MHz_BW) 5 210 MHz (80 MHz_BW) UNII 2A : 5 260 MHz – 5 320 MHz (20 MHz_BW) 5 270 MHz – 5 310 MHz (40 MHz_BW) 5 290 MHz (80 MHz_BW) UNII 2C : 5 500 MHz – 5 720 MHz (20 MHz_BW) 5 510 MHz – 5 710 MHz (40 MHz_BW) 5 530 MHz – 5 690 MHz (80 MHz_BW) UNII 3 : 5 745 MHz – 5 825 MHz (20 MHz_BW) 5 755 MHz – 5 795 MHz (40 MHz_BW) 5 775 MHz (80 MHz)
<b>RF Output Power</b>	802.11a : 18.82 dBm (76.16 mW) 802.11n_HT20 : 18.79 dBm (75.60 mW) 802.11n_HT40 : 21.27 dBm (134.04 mW) 802.11ac_VHT20 : 18.60 dBm (72.42 mW) 802.11ac_VHT40 : 21.21 dBm (132.00 mW) 802.11ac_VHT80 : 17.93 dBm (62.15 mW) 802.11ax_HE20 : 18.81 dBm (76.00 mW) 802.11ax_HE40 : 21.51 dBm (141.61 mW) 802.11ax_HE80 : 18.27 dBm (67.15 mW)
<b>Antenna Specification</b>	Antenna type : Chip Antenna Peak Gain : -0.07 dBi (ANT1), 1.65 dBi (ANT2)
<b>Type of Modulation</b>	OFDM, OFDMA
<b>Data Rate</b>	802.11a : 54 / 48 / 36 / 24 / 18 / 12 / 9 / 6 Mbps 802.11n : up to 300 Mbps 802.11ac : up to 867 Mbps 802.11ax : up to 1 200 Mbps
<b>Power Source</b>	DC 5 V
<b>Hardware Rev</b>	V4.0
<b>Software Rev</b>	FC2



**CTK Co., Ltd.**  
(Ho-dong), 113, Yejik-ro, Cheoin-gu,  
Yongin-si, Gyeonggi-do, Korea  
Tel: +82-31-339-9970  
Fax: +82-31-624-9501

Report No.:  
CTK-2021-03418  
Page (5) / (376) Pages

### 1.3 Peripheral Devices

Device	Manufacturer	Model No.	Serial No.
Note Computer	HP	15-bs563TU	CND7253QPR
AC/DC Adapter	HP	HSTNN-LA40	-

### 1.4 Model Differences

Not applicable



**CTK Co., Ltd.**  
(Ho-dong), 113, Yejik-ro, Cheoin-gu,  
Yongin-si, Gyeonggi-do, Korea  
Tel: +82-31-339-9970  
Fax: +82-31-624-9501

Report No.:  
CTK-2021-03418  
Page (6) / (376) Pages

## 2. Facility and Accreditations

### 2.1 Test Facility

The measurement facility is located at (Ho-dong), 113, Yejik-ro, Cheoin-gu, Yongin-si, Gyeonggi-do, Korea.

### 2.2 Laboratory Accreditations and Listings

Country	Agency	Registration Number
USA	FCC	805871
CANADA	ISED	8737A-2
KOREA	NRRA	KR0025

### 2.3 Calibration Details of Equipment Used for Measurement

Test equipment and test accessories are calibrated on regular basis. The maximum time between calibrations is one year or what is recommended by the manufacturer, whichever is less. All test equipment calibrations are traceable to the Korea Research Institute of Standards and Science (KRISS), therefore, all test data recorded in this report is traceable to KRISS.



**CTK Co., Ltd.**  
 (Ho-dong), 113, Yejik-ro, Cheoin-gu,  
 Yongin-si, Gyeonggi-do, Korea  
 Tel: +82-31-339-9970  
 Fax: +82-31-624-9501

Report No.:  
 CTK-2021-03418  
 Page (7) / (376) Pages

### 3. Test Specifications

#### 3.1 Standards

FCC Part Section(s)	Requirement(s)	Limit	Status (Note 1)	Test Condition
15.407(e)	6 dB Bandwidth	> 500 kHz	C	Conducted
15.407(a)	26 dB Bandwidth and 99% Bandwidth	NA	C	
15.407(a)(1)	Conducted Output Power	< 250 mW (5 150 – 5 250 MHz)  < 250 mW (5 250 – 5 350 MHz, 5 470 – 5 725 MHz)  < 1 W (5 725 – 5 850 MHz)	C	
15.407(a)(1)	Power Spectral Density	< 11 dBm/MHz (5 150 – 5 250 MHz)  < 11 dBm/MHz (5 250 – 5 350 MHz, 5 470 – 5 725 MHz)  < 30 dBm/500 KHz (5 725 – 5 850 MHz)	C	
15.407(g)	Frequency Stability	NA	C	
15.407 (b)	Undesirable emission	< -27 dBm/MHz EIRP (5 150 – 5 250 MHz, 5250 – 5350 MHz, 5470 – 5725 MHz)  < -17 dBm/MHz EIRP (5715 – 5725 MHz, 5 850 – 5 860 MHz)  < -27 dBm/MHz EIRP outside (5 715 – 5 850 MHz)	C	Radiated
15.205, 15.407 (b) (5),(6)	Radiated Spurious Emission	15.209(a)	C	
15.207	AC Conducted Emissions	15.207(a)	C	Line Conducted
<i>Note 1:</i> C=Complies NC=Not Complies NT=Not Tested NA=Not Applicable				
<i>Note 2:</i> The data in this test report are traceable to the national or international standards.				
<i>Note 3:</i> The sample was tested according to the following specification: FCC Part 15.247, ANSI C63.10-2013				
<i>Note 4:</i> The tests were performed according to the method of measurements prescribed in KDB No.789033.				



### 3.2 Mode of operation during the test

The EUT is operated in a manner representative of the typical of the equipments. During at testing, system components were manipulated within the confines of typical usage to maximize each emission.

For WLAN function, the engineering test program was provided and enabled to make EUT continuous transmit.

All modulation modes were tests. The results are only attached worst cases.

The Output power for the 802.11 ax mode were investigated between all different tones, and we found that the highest tone had the highest output power and lowest tone had the highest PSD readings. Therefore, full testing was performed on both the highest and lowest tones.

#### Test Frequency

- 802.11a, 802.11n\_HT20, 802.11ac\_VHT20, 802.11ax\_HE20

	Lowest channel	Middle channel	Highest channel
<b>UNII 1</b>	5 180 MHz	5 200 MHz	5 240 MHz
<b>UNII 2A</b>	5 260 MHz	5 300 MHz	5 320 MHz
<b>UNII 2C</b>	5 500 MHz	5 600 MHz	5 720 MHz
<b>UNII 3</b>	5 745 MHz	5 785 MHz	5 825 MHz

- 802.11n\_HT40, 802.11ac\_VHT40, 802.11ax\_HE40

	Lowest channel	Middle channel	Highest channel
<b>UNII 1</b>	5 190 MHz	-	5 230 MHz
<b>UNII 2A</b>	5 270 MHz	-	5 310 MHz
<b>UNII 2C</b>	5 510 MHz	5 590 MHz	5 710 MHz
<b>UNII 3</b>	5 755 MHz	-	5 795 MHz

- 802.11ac\_VHT80, 802.11ax\_HE80

	Lowest channel	Middle channel	Highest channel
<b>UNII 1</b>	5 210 MHz	-	-
<b>UNII 2A</b>	5 290 MHz	-	-
<b>UNII 2C</b>	5 530 MHz	-	5 690 MHz
<b>UNII 3</b>	5 775 MHz	-	-





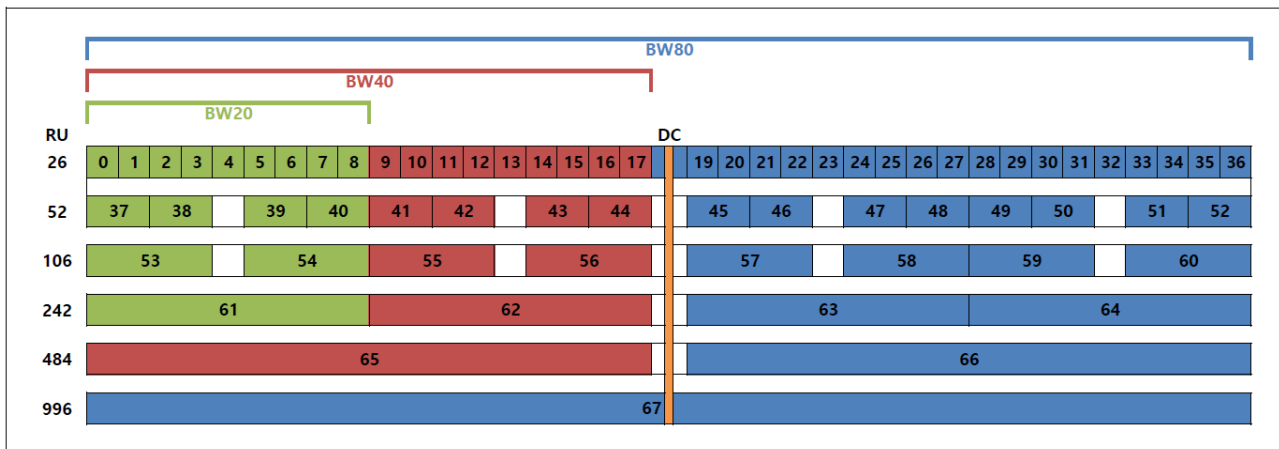
**CTK Co., Ltd.**  
 (Ho-dong), 113, Yejik-ro, Cheoin-gu,  
 Yongin-si, Gyeonggi-do, Korea  
 Tel: +82-31-339-9970  
 Fax: +82-31-624-9501

Report No.:  
 CTK-2021-03418  
 Page (9) / (376) Pages

**Test mode**

Test mode	Modulation	Data rate	Duty Cycle	Duty Cycle Factor
802.11a	DSSS	1 Mbps	97.1 %	0.13 dB
802.11n_HT20	OFDM	MCS 0	96.9 %	0.14 dB
802.11n_HT40		MCS 0	94.0 %	0.27 dB
802.11ac_VHT20		MNSS 0	94.2 %	0.26 dB
802.11ac_VHT40		MNSS 0	89.4 %	0.49 dB
802.11ac_VHT80		MNSS 0	81.5 %	0.89 dB
802.11ax_HE20 SU		OFDMA	MCS 0	93.2 %
802.11ax_HE40 SU	88.5 %			0.53 dB
802.11ax_HE80 SU	82.3 %			0.85 dB
802.11ax HE20/40/80 26T	94.7 %			0.24 dB
802.11ax HE20/40/80 52T	94.4 %			0.25 dB
802.11ax HE20/40/80 106T	94.0 %			0.27 dB
802.11ax HE40/80 242T	94.0 %			0.27 dB
802.11ax HE80 484T	93.2 %			0.31 dB

**802.11ax RU Locations**





**Test RU Index for Tones**

Mode	Tones	RU Index		
802.11ax_HE20	26T	Low	0	
		Mid	4	
		High	8	
	52T	Low	37	
		Mid	39	
		High	40	
	106T	Low	53	
		Mid	-	
		High	54	
	242T / SU	61 / NA	61 / NA	
	802.11ax_HE40	26T	Low	0
			Mid	9
High			17	
52T		Low	37	
		Mid	41	
		High	44	
106T		Low	53	
		Mid	55	
		High	56	
242T		Low	61	
		Mid	-	
		High	62	
484T / SU		65 / NA	65 / NA	
802.11ax_HE80		26T	Low	0
			Mid	18
	High		36	
	52T	Low	37	
		Mid	45	
		High	52	
	106T	Low	53	
		Mid	57	
		High	60	
	242T	Low	61	
		Mid	63	
		High	64	
	484T	Low	65	
		Mid	-	
		High	66	
	996T / SU	67 / NA	67 / NA	

Full RU(Resource Unit) mode and SU(Single Unit) mode have no difference in physical waveform. This Report has been reported the SU(Single Unit) mode with worst output power.



**CTK Co., Ltd.**  
(Ho-dong), 113, Yejik-ro, Cheoin-gu,  
Yongin-si, Gyeonggi-do, Korea  
Tel: +82-31-339-9970  
Fax: +82-31-624-9501

Report No.:  
CTK-2021-03418  
Page (11) / (376) Pages

### 3.3 Device Modifications

The following modifications were necessary for compliance:

Not applicable

### 3.4 Maximum Measurement Uncertainty

The value of the measurement uncertainty for the measurement of each parameter.

Coverage factor  $k = 2$ , Confidence levels of 95 %

Description	Uncertainty
Conducted RF Output Power	1.5 dB (C.L.: Approx. 95 %, $k = 2$ )
Power Spectral Density	1.5 dB (C.L.: Approx. 95 %, $k = 2$ )
Occupied Bandwidth	0.1 MHz (C.L.: Approx. 95 %, $k = 2$ )
Unwanted Emission(conducted)	3.0 dB (C.L.: Approx. 95 %, $k = 2$ )
Radiated Emissions (9 kHz to 30 MHz)	1.16 dB (C.L.: Approx. 95 %, $k = 2$ )
Radiated Emissions ( $f \leq 1$ GHz)	4.54 dB (C.L.: Approx. 95 %, $k = 2$ )
Radiated Emissions ( $f > 1$ GHz)	4.98 dB (C.L.: Approx. 95 %, $k = 2$ )

### 3.5 Test Software

Conducted Test	Ics Pro Ver. 6.0.3
Radiated Test	TOYO EMI software EP5RE Ver. 6.0.1.0
Line Conducted Test	ESCI7, ESCI3 : EMC32 Ver. 8.50.0 ESR7 : EMC32 Ver. 8.53.0



## CTK Co., Ltd.

(Ho-dong), 113, Yejik-ro, Cheoin-gu,  
Yongin-si, Gyeonggi-do, Korea  
Tel: +82-31-339-9970  
Fax: +82-31-624-9501

Report No.:  
CTK-2021-03418  
Page (12) / (376) Pages

## 4. Technical Characteristic Test

### 4.1 6dB Bandwidth

#### Test Procedures

KDB 789033 – Section C.2  
ANSI C63.10-2013 - Section 6.9.2

Measure the maximum width of the emission that is constrained by the frequencies associated with the two outermost amplitude points (upper and lower frequencies) that are attenuated by 6 dB relative to the maximum level measured in the fundamental emission.

#### Test Settings :

Center frequency = the highest, middle and the lowest channels

- a) RBW = 100 kHz
- b) VBW  $\geq 3 \times$  RBW
- c) Detector = peak
- d) Trace mode = Max hold
- e) Sweep = auto couple
- f) Allow trace to fully stabilize
- g) Measure the maximum width of the emission that is constrained by the frequencies associated with the two outermost amplitude points (upper and lower frequencies) that are attenuated by 6 dB relative to the maximum level measured in the fundamental emission.

#### **Minimum Standard:**

---

6 dB Bandwidth > 500 kHz

---



**Test Data:**

**ANT1**

		6 dB Bandwidth (MHz)			
Mode		802.11a	802.11n_HT20	802.11ac_VHT20	802.11ax_HE20_SU
Frequency					
5 745 MHz		16.35	17.60	17.55	17.43
5 785 MHz		16.32	17.58	17.59	17.53
5 825 MHz		16.38	17.60	17.60	18.27
Measurement uncertainty	0.1 MHz				

Mode		6 dB Bandwidth (MHz)	
Frequency	RU Index	802.11ax_HE20_26T	
5 745 MHz	Low	2.11	
	Mid	2.66	
	High	2.14	
5 785 MHz	Low	2.09	
	Mid	2.64	
	High	2.10	
5 825 MHz	Low	2.05	
	Mid	2.67	
	High	2.10	
Measurement uncertainty	0.1 MHz		

		6 dB Bandwidth (MHz)		
Mode		802.11n_HT40	802.11ac_VHT40	802.11ax_HE40_SU
Frequency				
5 755 MHz		35.07	35.06	35.35
5 795 MHz		35.07	35.08	36.03
Measurement uncertainty	0.1 MHz			



**CTK Co., Ltd.**  
 (Ho-dong), 113, Yejik-ro, Cheoin-gu,  
 Yongin-si, Gyeonggi-do, Korea  
 Tel: +82-31-339-9970  
 Fax: +82-31-624-9501

Report No.:  
 CTK-2021-03418  
 Page (14) / (376) Pages

Mode		6 dB Bandwidth (MHz)
Frequency	RU Index	802.11ax_HE40_26T
5 755 MHz	Low	14.06
	Mid	2.00
	High	2.06
5 795 MHz	Low	2.06
	Mid	2.06
	High	2.11
Measurement uncertainty	0.1 MHz	

6 dB Bandwidth (MHz)		
Mode	802.11ac_VHT80	802.11ax_HE80_SU
Frequency		
5 775 MHz	75.11	75.12
Measurement uncertainty	0.1 MHz	

Mode		6 dB Bandwidth (MHz)
Frequency	RU Index	802.11ax_HE80_26T
5 775 MHz	Low	2.20
	Mid	2.77
	High	2.12
Measurement uncertainty	0.1 MHz	



**CTK Co., Ltd.**  
 (Ho-dong), 113, Yejik-ro, Cheoin-gu,  
 Yongin-si, Gyeonggi-do, Korea  
 Tel: +82-31-339-9970  
 Fax: +82-31-624-9501

Report No.:  
 CTK-2021-03418  
 Page (15) / (376) Pages

**ANT2**

		6 dB Bandwidth (MHz)			
Mode		802.11a	802.11n_HT20	802.11ac_VHT20	802.11ax_HE20
Frequency					
5 745 MHz		16.30	17.55	17.58	18.28
5 785 MHz		16.31	17.56	17.52	17.74
5 825 MHz		16.35	17.54	17.52	18.22
Measurement uncertainty	0.1 MHz				

Mode		6 dB Bandwidth (MHz)	
Frequency	RU Index	802.11ax_HE20_26T	
5 745 MHz	Low	2.15	
	Mid	2.64	
	High	2.10	
5 785 MHz	Low	2.10	
	Mid	2.67	
	High	2.07	
5 825 MHz	Low	2.11	
	Mid	2.65	
	High	2.10	
Measurement uncertainty	0.1 MHz		

		6 dB Bandwidth (MHz)		
Mode		802.11n_HT40	802.11ac_VHT40	802.11ax_HE40
Frequency				
5 755 MHz		33.81	33.81	36.06
5 795 MHz		35.06	35.05	35.11
Measurement uncertainty	0.1 MHz			



**CTK Co., Ltd.**  
 (Ho-dong), 113, Yejik-ro, Cheoin-gu,  
 Yongin-si, Gyeonggi-do, Korea  
 Tel: +82-31-339-9970  
 Fax: +82-31-624-9501

Report No.:  
 CTK-2021-03418  
 Page (16) / (376) Pages

Mode		6 dB Bandwidth (MHz)
Frequency		802.11ax_HE40_26T
RU Index		
5 755 MHz	Low	2.15
	Mid	2.10
	High	2.07
5 795 MHz	Low	2.09
	Mid	2.08
	High	2.05
Measurement uncertainty	0.1 MHz	

6 dB Bandwidth (MHz)		
Mode	802.11ac_VHT80	802.11ax_HE80
Frequency		
5 775 MHz	75.05	75.11
Measurement uncertainty	0.1 MHz	

Mode		6 dB Bandwidth (MHz)
Frequency		802.11ax_HE80_26T
RU Index		
5 775 MHz	Low	2.20
	Mid	2.72
	High	2.12
Measurement uncertainty	0.1 MHz	

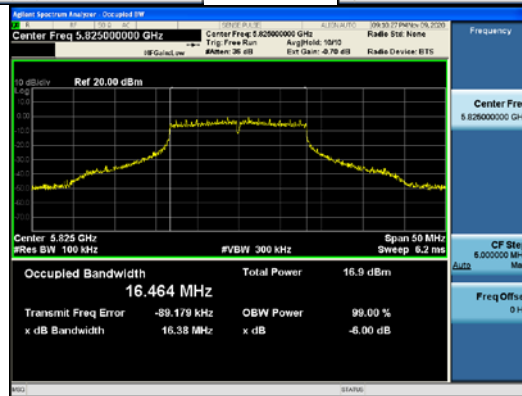
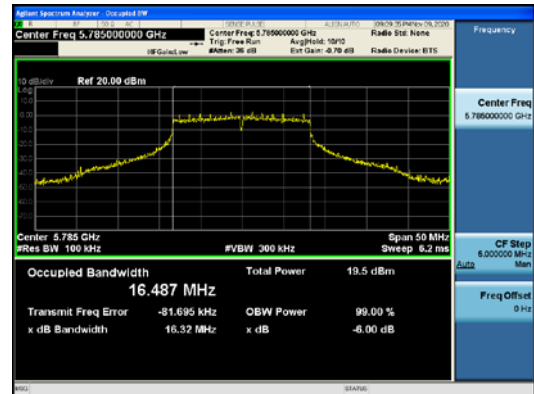
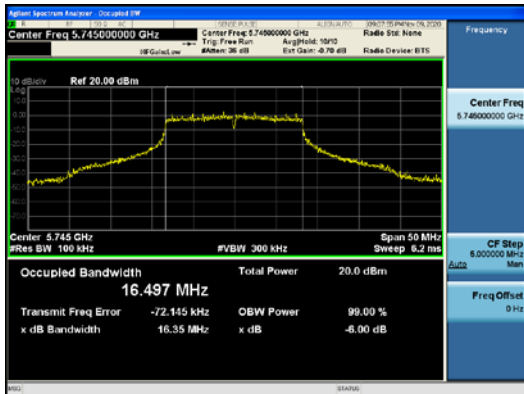
See next pages for actual measured spectrum plots.



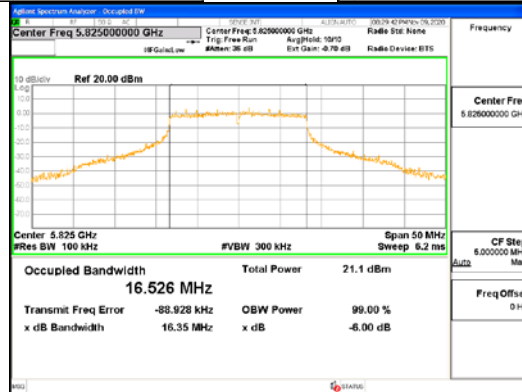
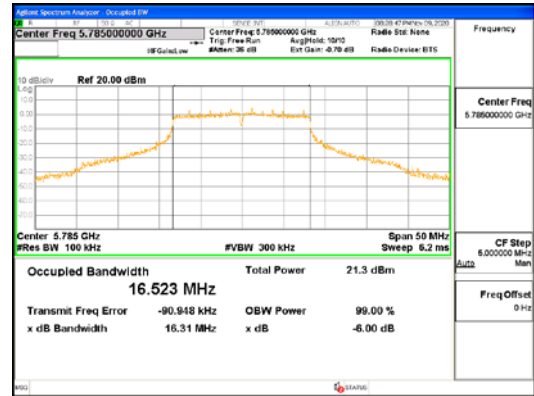
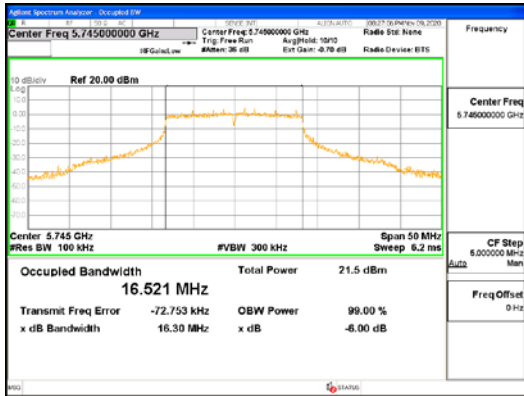


**CTK Co., Ltd.**  
 (Ho-dong), 113, Yejik-ro, Cheoin-gu,  
 Yongin-si, Gyeonggi-do, Korea  
 Tel: +82-31-339-9970  
 Fax: +82-31-624-9501

Report No.:  
 CTK-2021-03418  
 Page (17) / (376) Pages



ANT1\_802.11a

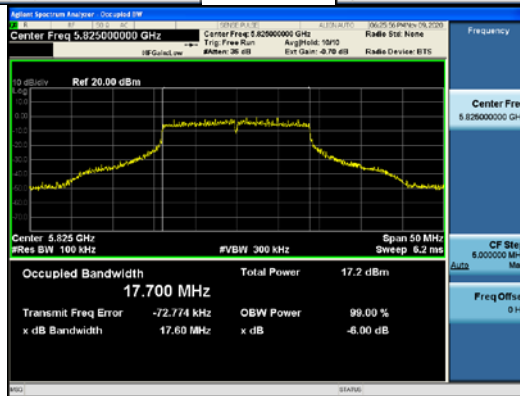


ANT2\_802.11a

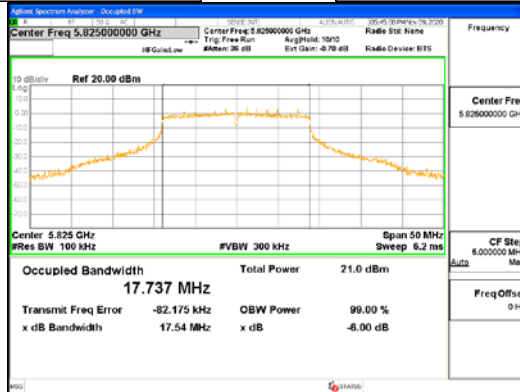
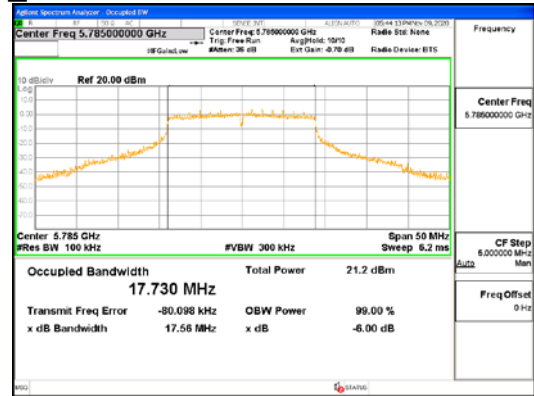
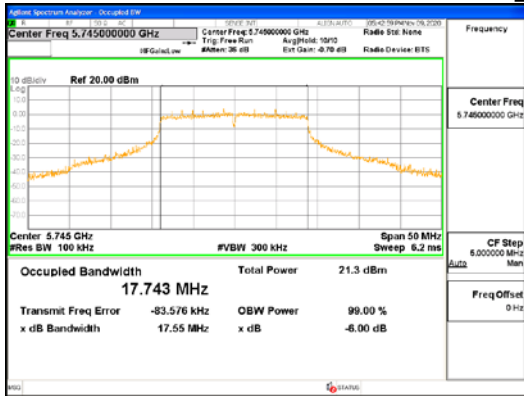


**CTK Co., Ltd.**  
 (Ho-dong), 113, Yejik-ro, Cheoin-gu,  
 Yongin-si, Gyeonggi-do, Korea  
 Tel: +82-31-339-9970  
 Fax: +82-31-624-9501

Report No.:  
 CTK-2021-03418  
 Page (18) / (376) Pages



**ANT1\_802.11n\_HT20**

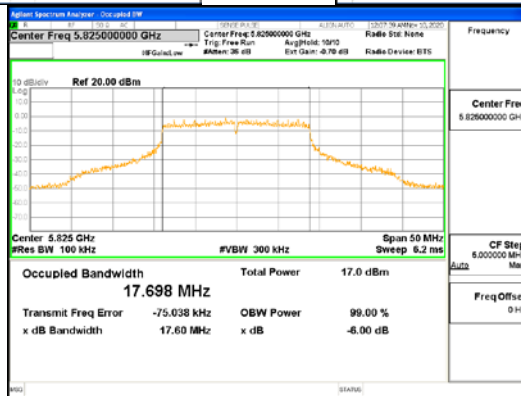
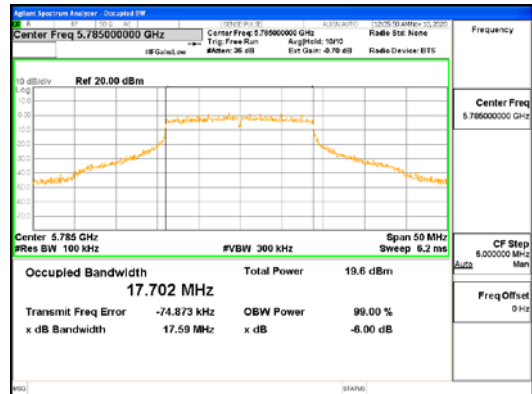
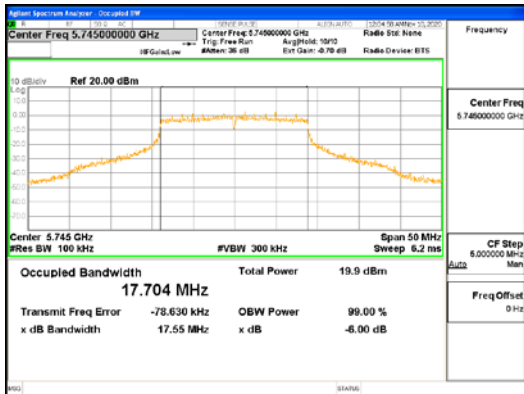


**ANT2\_802.11n\_HT20**

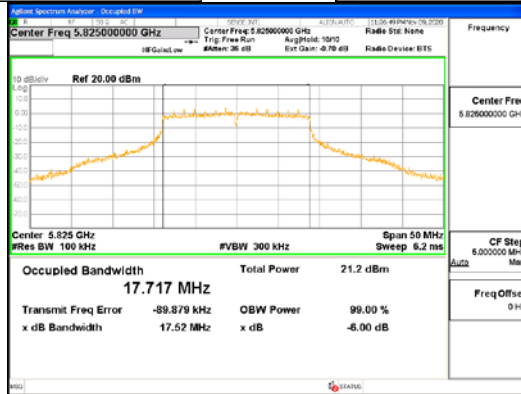
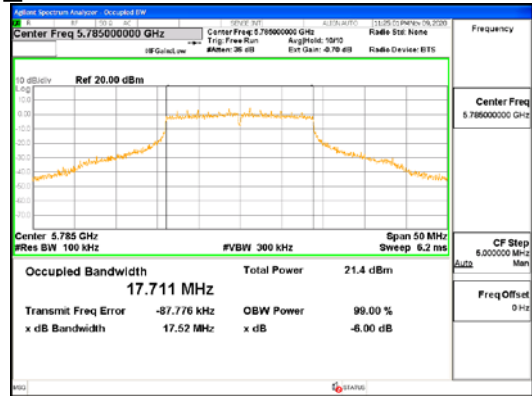
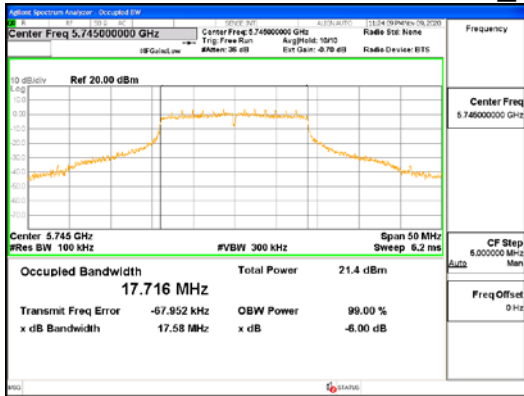


**CTK Co., Ltd.**  
 (Ho-dong), 113, Yejik-ro, Cheoin-gu,  
 Yongin-si, Gyeonggi-do, Korea  
 Tel: +82-31-339-9970  
 Fax: +82-31-624-9501

Report No.:  
 CTK-2021-03418  
 Page (19) / (376) Pages



**ANT1\_802.11ac\_VHT20**

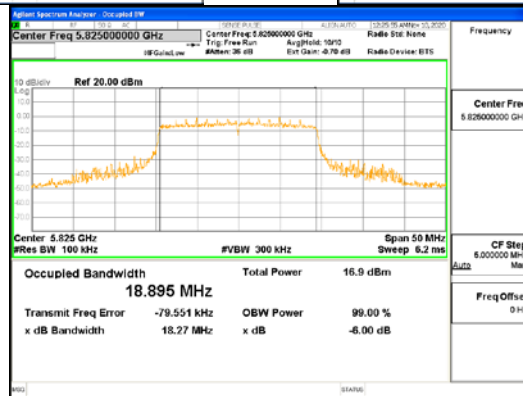
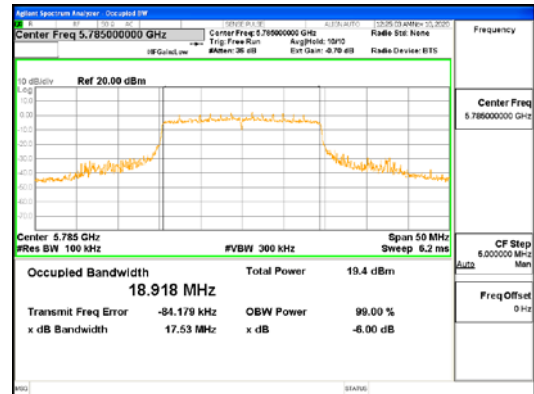
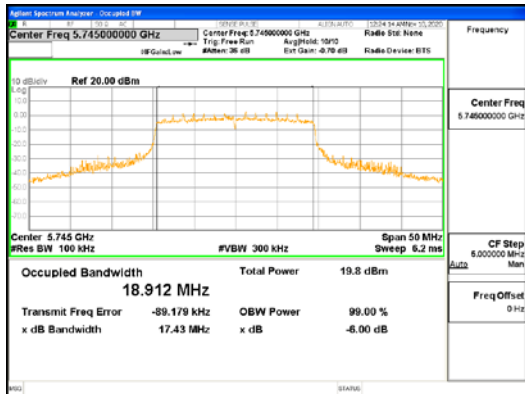


**ANT2\_802.11ac\_VHT20**

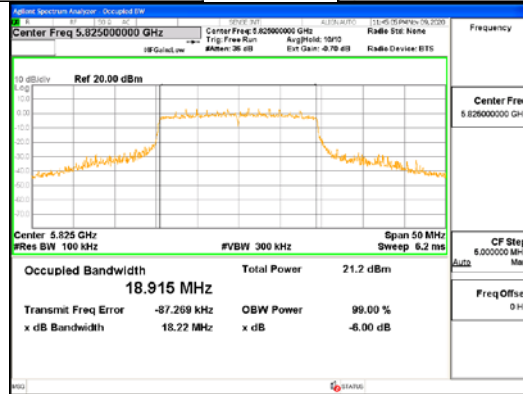
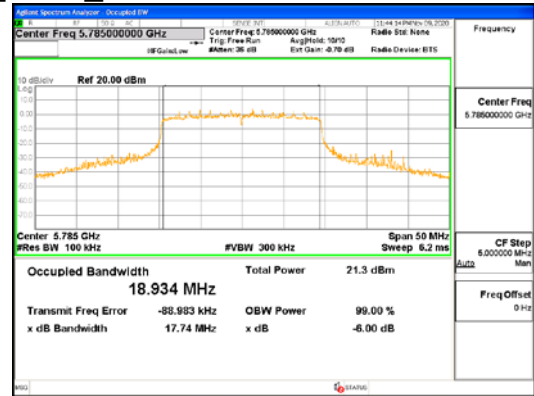
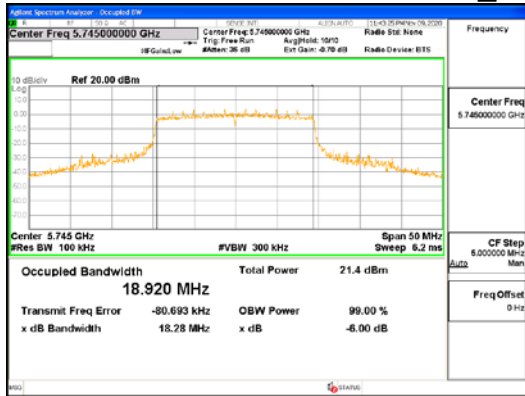


**CTK Co., Ltd.**  
 (Ho-dong), 113, Yejik-ro, Cheoin-gu,  
 Yongin-si, Gyeonggi-do, Korea  
 Tel: +82-31-339-9970  
 Fax: +82-31-624-9501

Report No.:  
 CTK-2021-03418  
 Page (20) / (376) Pages



**ANT1\_802.11ax\_HE20\_SU**

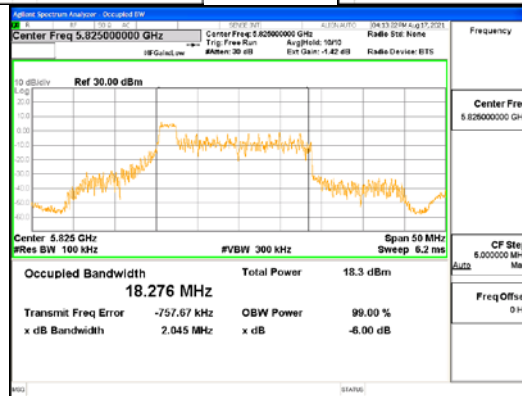
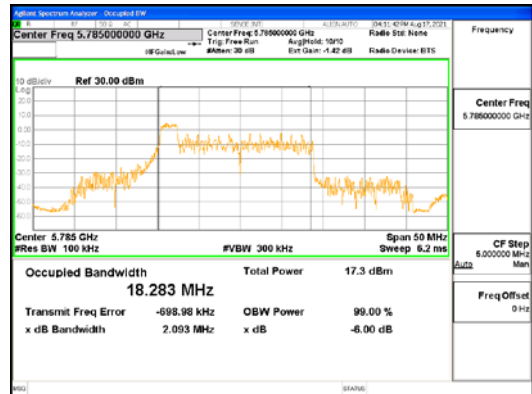
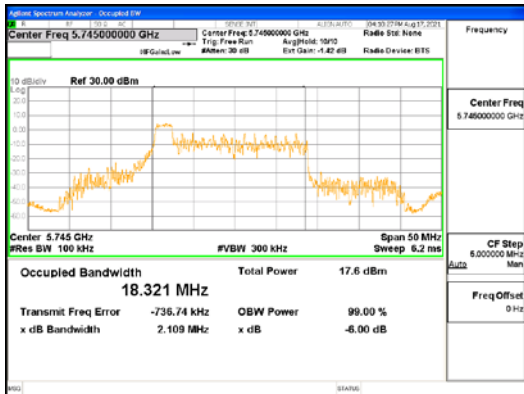


**ANT2\_802.11ax\_HE20\_SU**

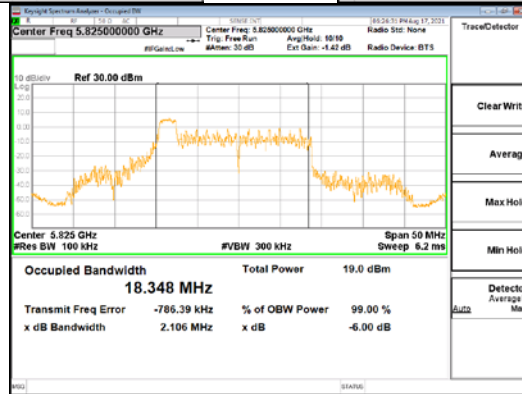
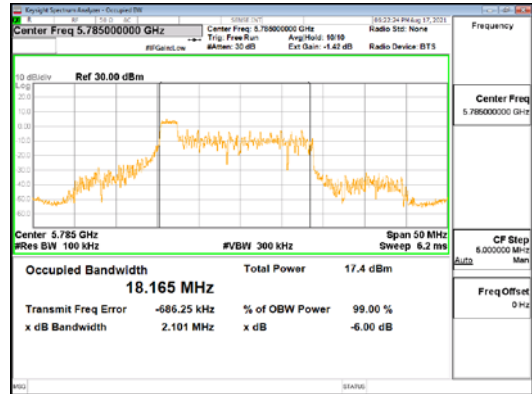
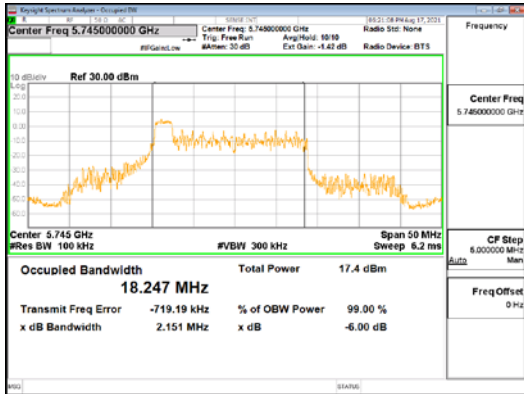


**CTK Co., Ltd.**  
 (Ho-dong), 113, Yejik-ro, Cheoin-gu,  
 Yongin-si, Gyeonggi-do, Korea  
 Tel: +82-31-339-9970  
 Fax: +82-31-624-9501

Report No.:  
 CTK-2021-03418  
 Page (21) / (376) Pages



**ANT1, 802.11ax\_HE20\_26T\_Low**

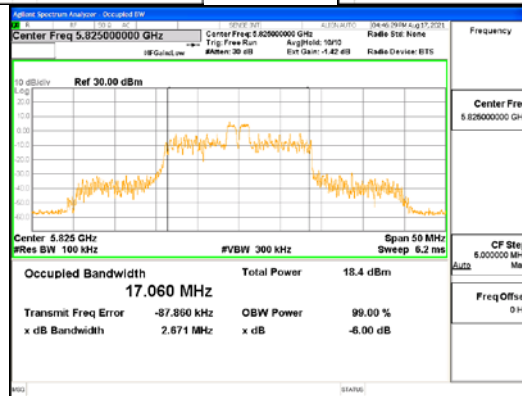
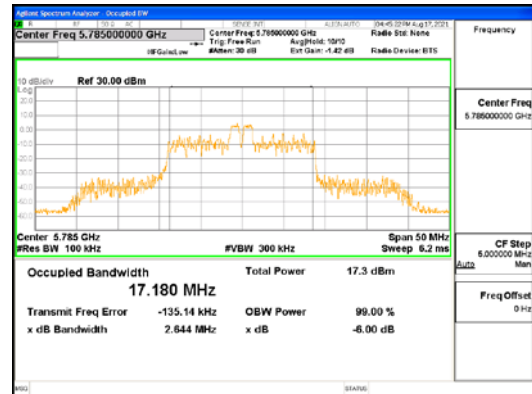
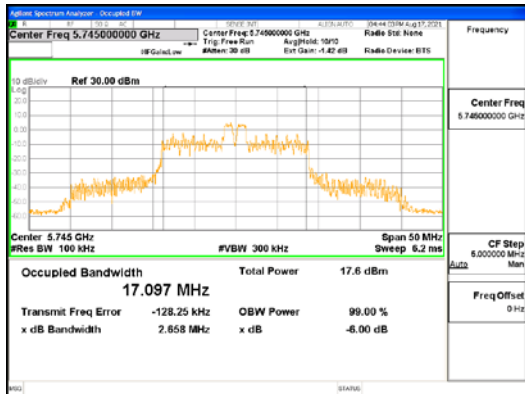


**ANT2, 802.11ax\_HE20\_26T\_Low**

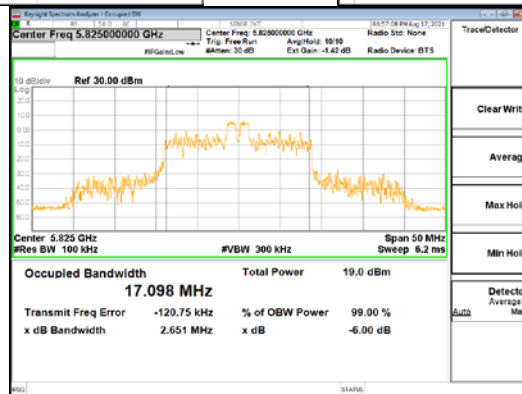
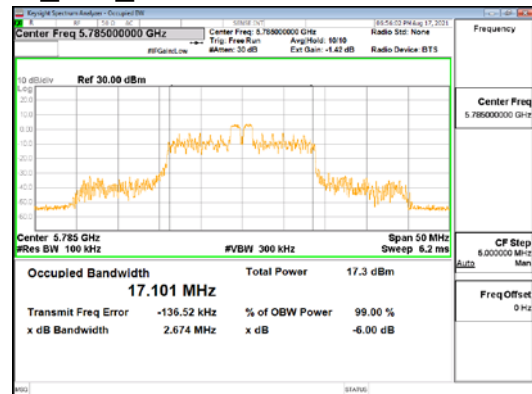
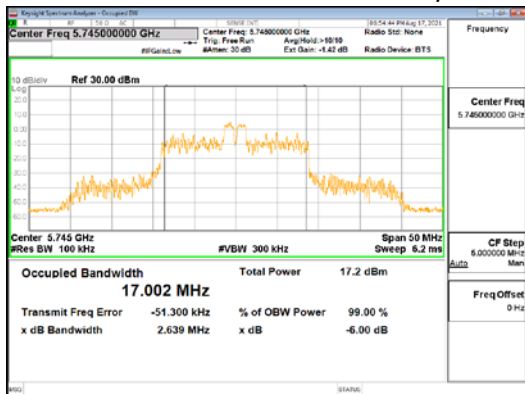


**CTK Co., Ltd.**  
 (Ho-dong), 113, Yejik-ro, Cheoin-gu,  
 Yongin-si, Gyeonggi-do, Korea  
 Tel: +82-31-339-9970  
 Fax: +82-31-624-9501

Report No.:  
 CTK-2021-03418  
 Page (22) / (376) Pages



**ANT1, 802.11ax\_HE20\_26T\_Mid**



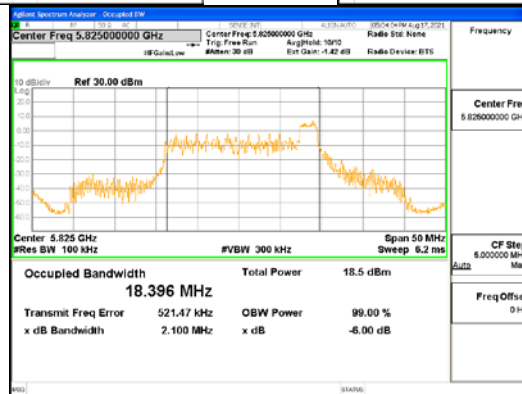
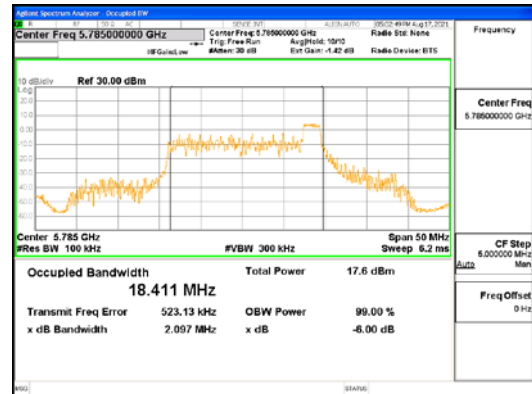
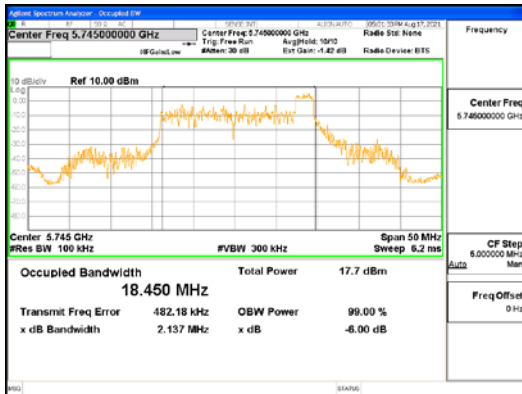
**ANT2, 802.11ax\_HE20\_26T\_Mid**



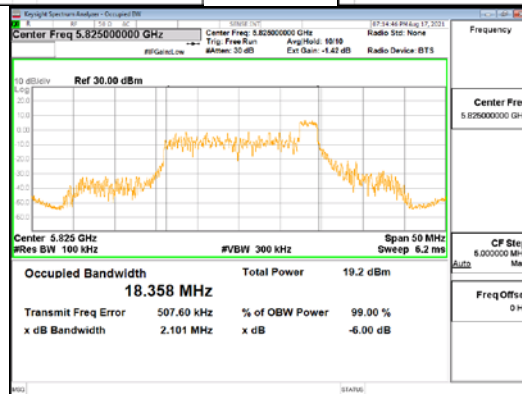
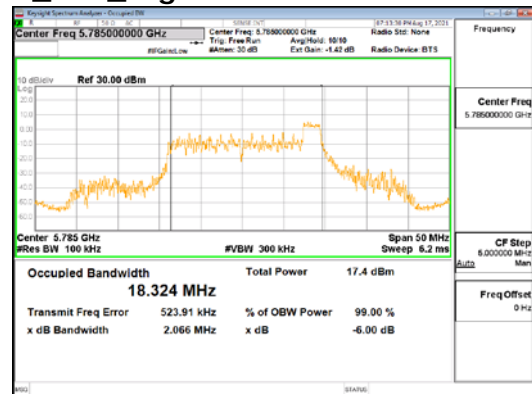
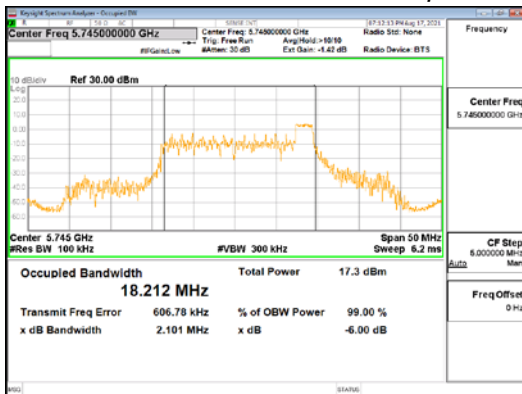


**CTK Co., Ltd.**  
 (Ho-dong), 113, Yejik-ro, Cheoin-gu,  
 Yongin-si, Gyeonggi-do, Korea  
 Tel: +82-31-339-9970  
 Fax: +82-31-624-9501

Report No.:  
 CTK-2021-03418  
 Page (23) / (376) Pages



**ANT1, 802.11ax\_HE20\_26T\_High**

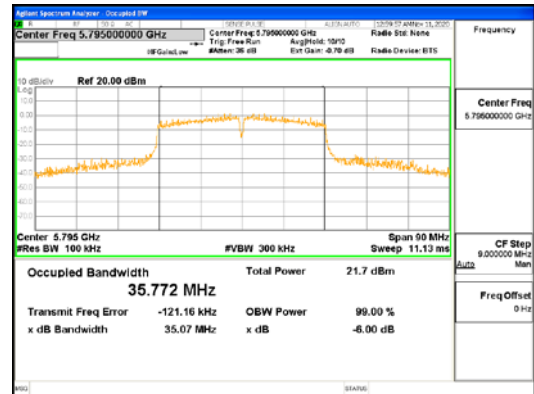
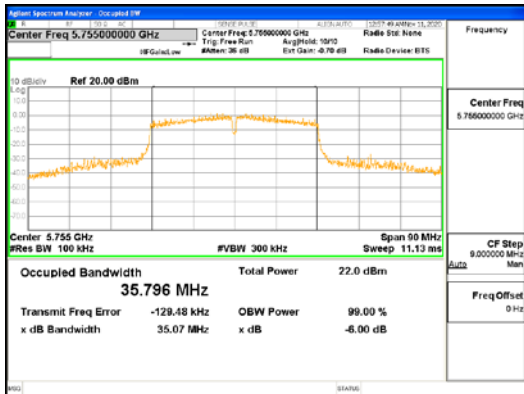


**ANT2, 802.11ax\_HE20\_26T\_High**

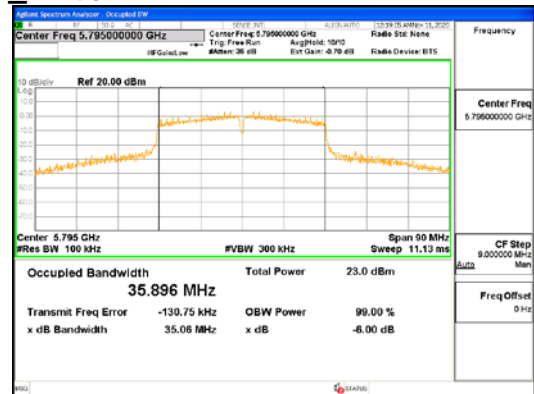
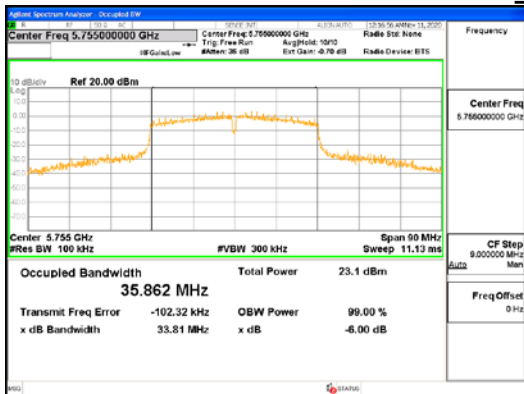


**CTK Co., Ltd.**  
 (Ho-dong), 113, Yejik-ro, Cheoin-gu,  
 Yongin-si, Gyeonggi-do, Korea  
 Tel: +82-31-339-9970  
 Fax: +82-31-624-9501

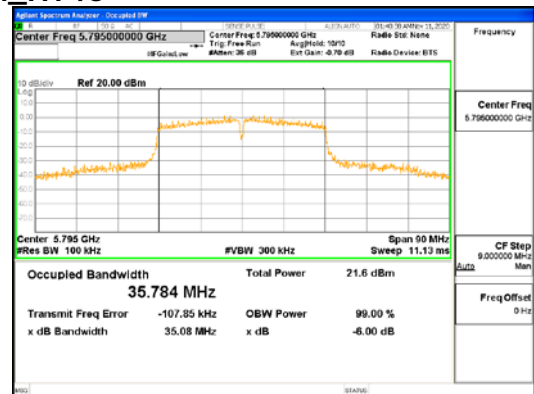
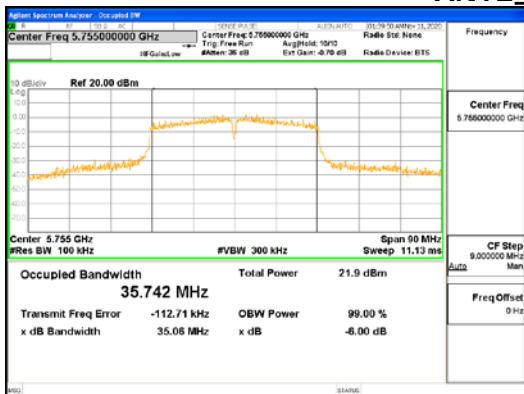
Report No.:  
 CTK-2021-03418  
 Page (24) / (376) Pages



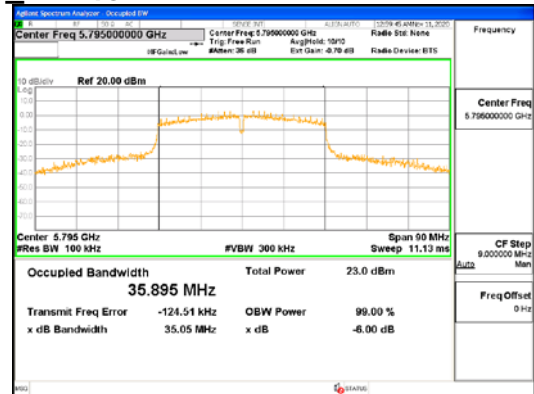
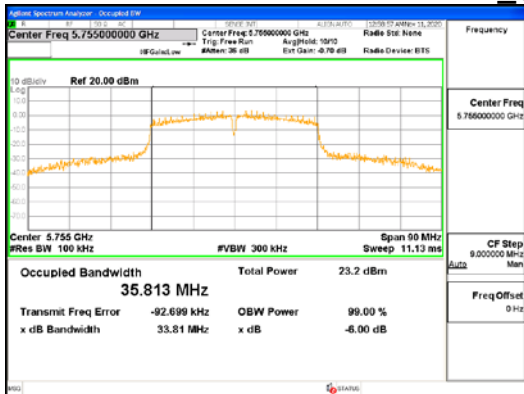
**ANT1\_802.11n\_HT40**



**ANT2\_802.11n\_HT40**



**ANT1\_802.11ac\_VHT40**



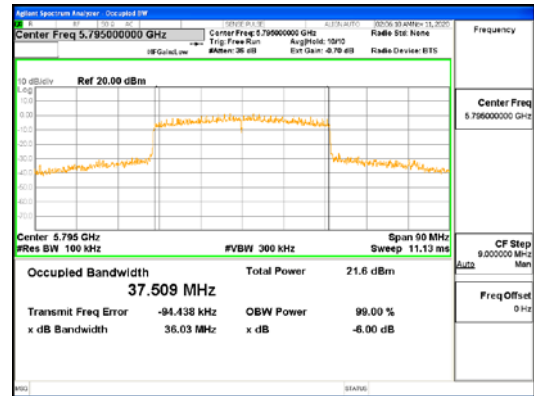
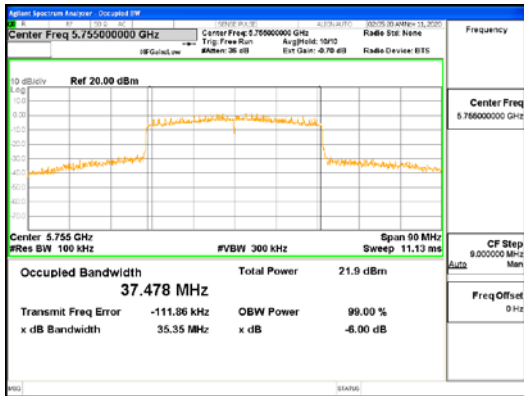
**ANT2\_802.11ac\_VHT40**



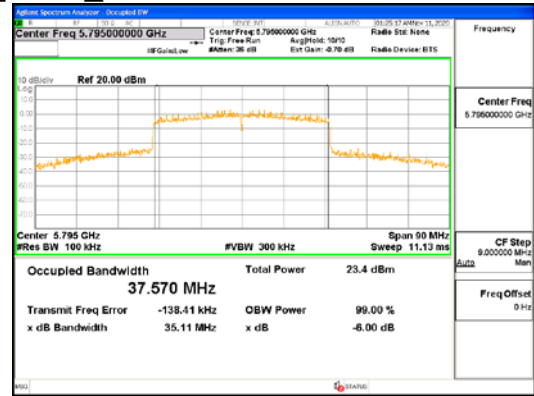
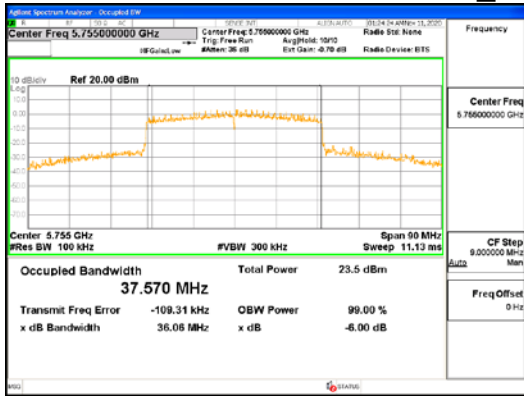


**CTK Co., Ltd.**  
 (Ho-dong), 113, Yejik-ro, Cheoin-gu,  
 Yongin-si, Gyeonggi-do, Korea  
 Tel: +82-31-339-9970  
 Fax: +82-31-624-9501

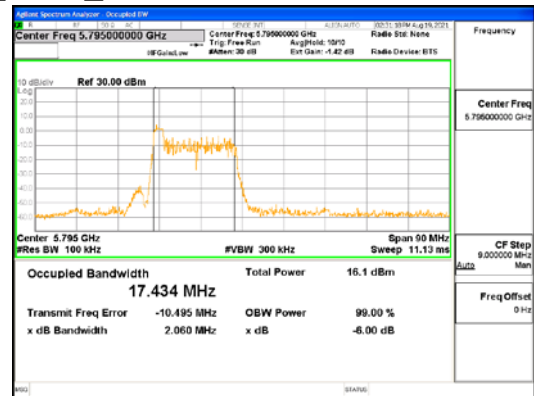
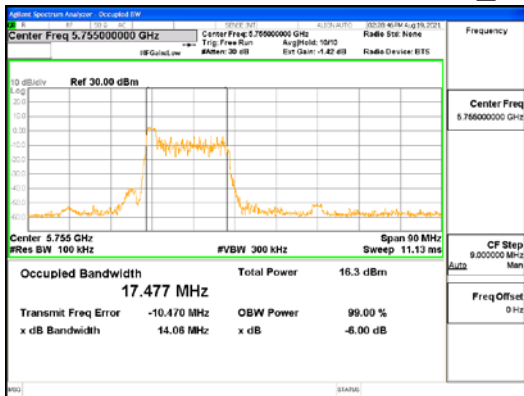
Report No.:  
 CTK-2021-03418  
 Page (25) / (376) Pages



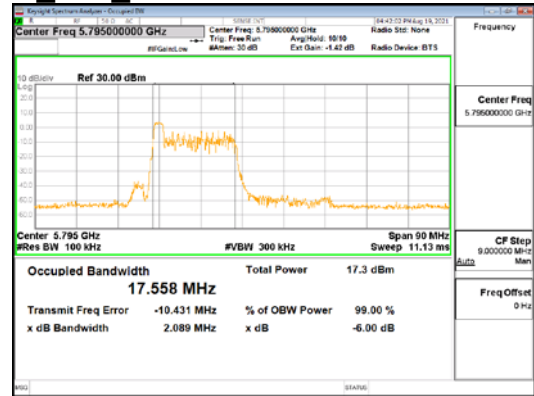
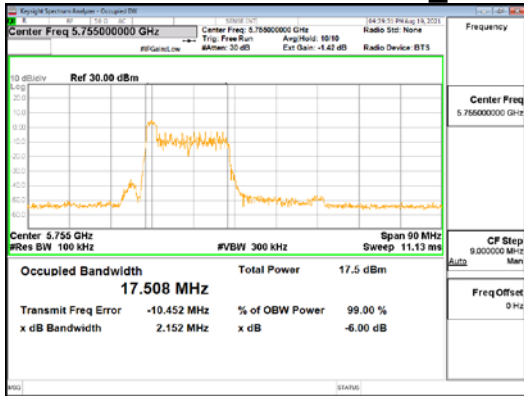
**ANT1\_802.11ax\_HE40\_SU**



**ANT2\_802.11ax\_HE40\_SU**



**ANT1\_802.11ax\_HE40\_26T\_Low**

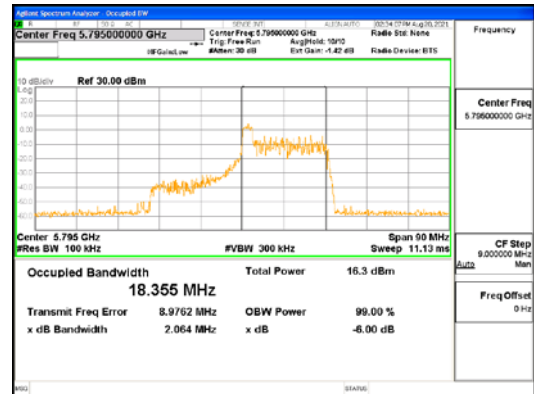
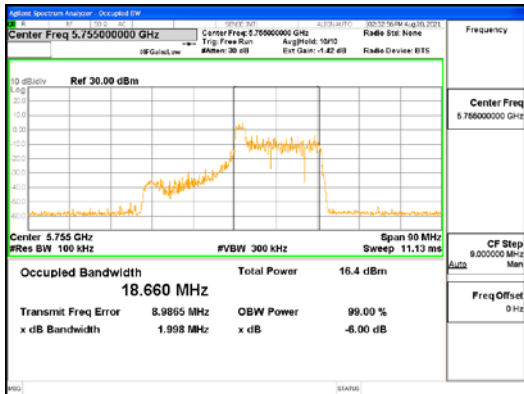


**ANT2\_802.11ax\_HE40\_26T\_Low**

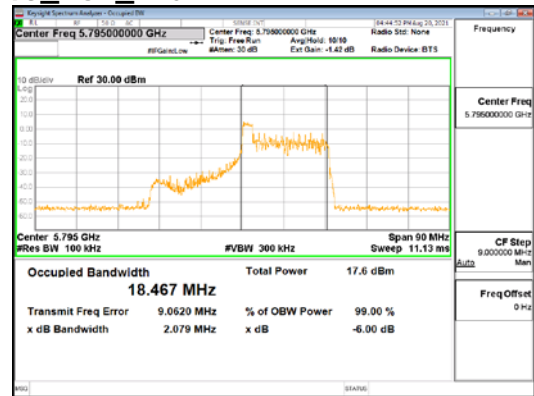
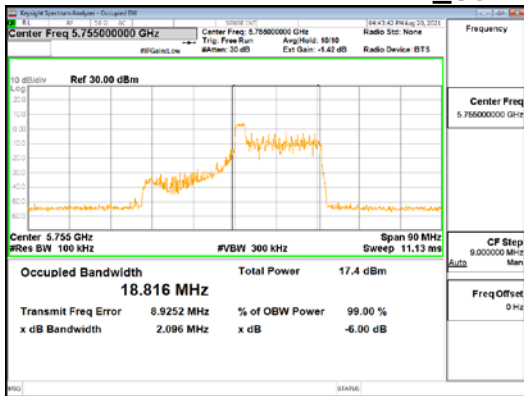


**CTK Co., Ltd.**  
 (Ho-dong), 113, Yejik-ro, Cheoin-gu,  
 Yongin-si, Gyeonggi-do, Korea  
 Tel: +82-31-339-9970  
 Fax: +82-31-624-9501

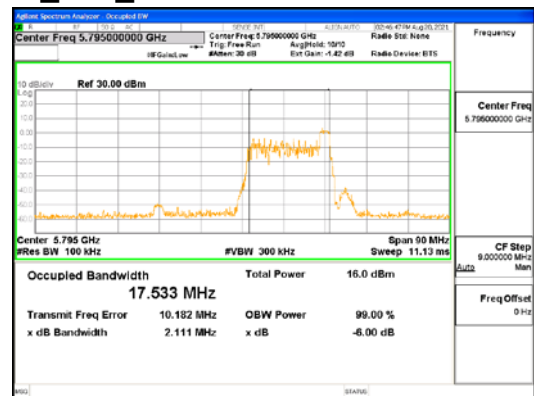
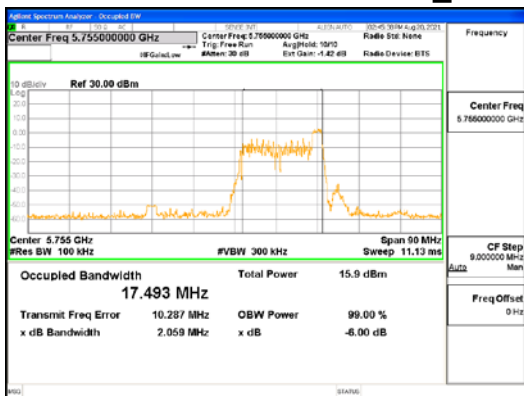
Report No.:  
 CTK-2021-03418  
 Page (26) / (376) Pages



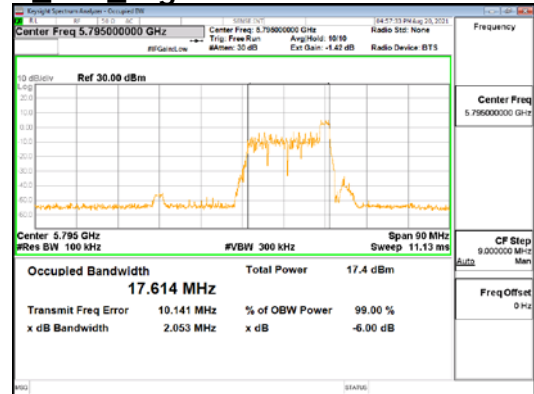
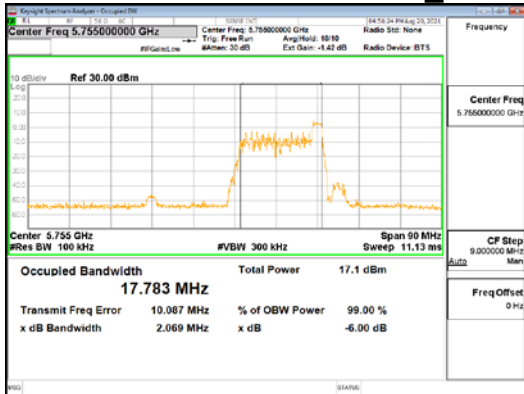
**ANT1\_802.11ax\_HE40\_26T\_Mid**



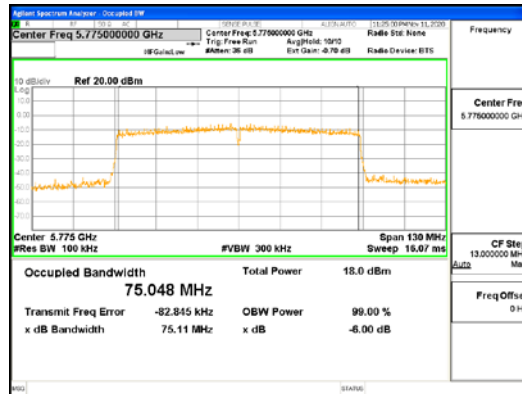
**ANT2\_802.11ax\_HE40\_26T\_Mid**



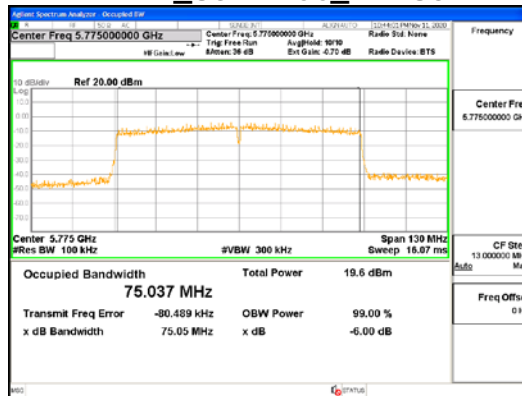
**ANT1\_802.11ax\_HE40\_26T\_High**



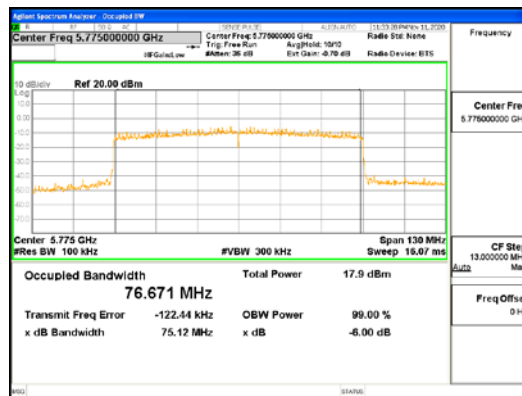
**ANT2\_802.11ax\_HE40\_26T\_High**



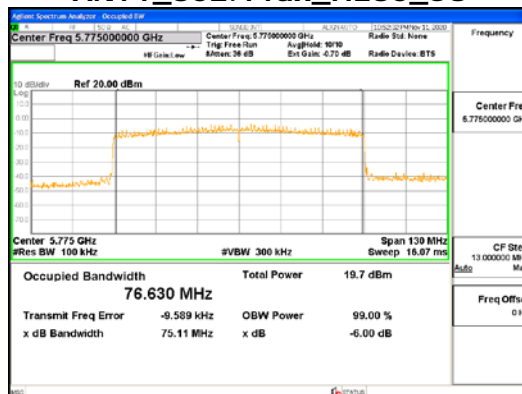
**ANT1\_802.11ac\_VHT80**



**ANT2\_802.11ac\_VHT80**



**ANT1\_802.11ax\_HE80\_SU**

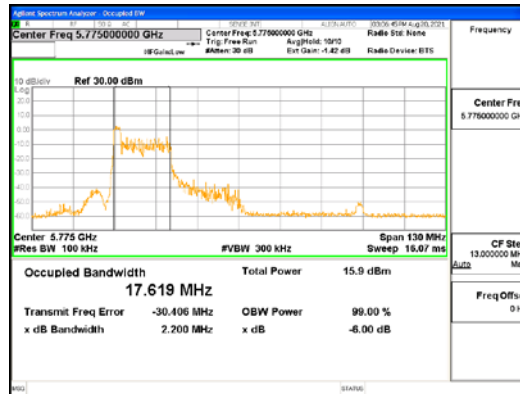


**ANT2\_802.11ax\_HE80\_SU**

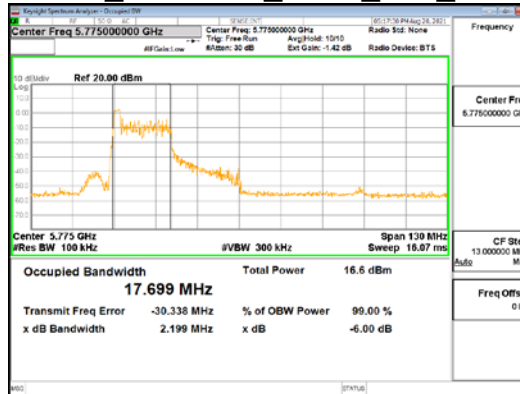


**CTK Co., Ltd.**  
 (Ho-dong), 113, Yejik-ro, Cheoin-gu,  
 Yongin-si, Gyeonggi-do, Korea  
 Tel: +82-31-339-9970  
 Fax: +82-31-624-9501

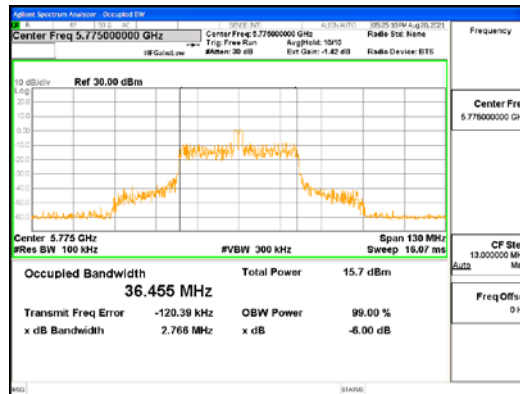
Report No.:  
 CTK-2021-03418  
 Page (28) / (376) Pages



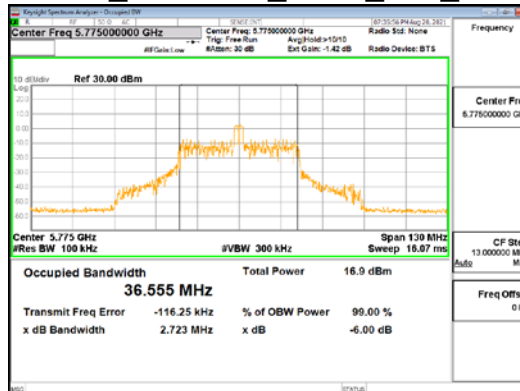
**ANT1\_802.11ax\_HE80\_26T\_Low**



**ANT2\_802.11ax\_HE80\_26T\_Low**



**ANT1\_802.11ax\_HE80\_26T\_Mid**

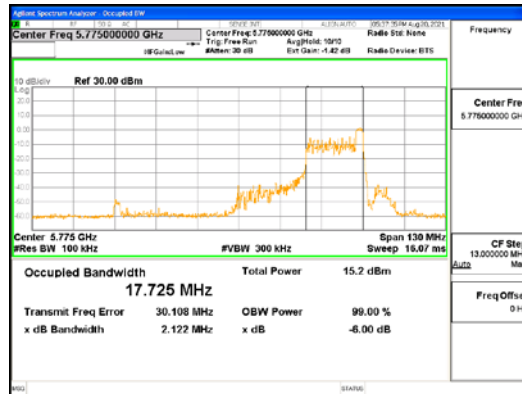


**ANT2\_802.11ax\_HE80\_26T\_Mid**

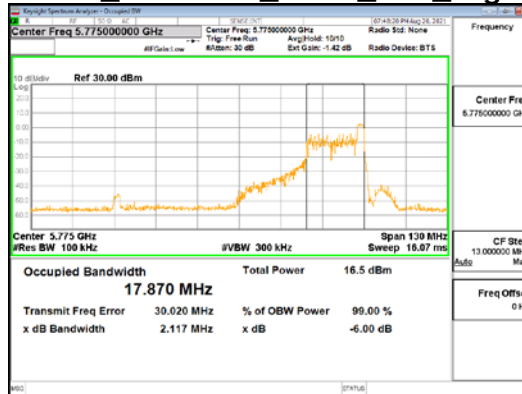


**CTK Co., Ltd.**  
 (Ho-dong), 113, Yejik-ro, Cheoin-gu,  
 Yongin-si, Gyeonggi-do, Korea  
 Tel: +82-31-339-9970  
 Fax: +82-31-624-9501

Report No.:  
 CTK-2021-03418  
 Page (29) / (376) Pages



**ANT1\_802.11ax\_HE80\_26T\_High**



**ANT2\_802.11ax\_HE80\_26T\_High**



**CTK Co., Ltd.**  
(Ho-dong), 113, Yejik-ro, Cheoin-gu,  
Yongin-si, Gyeonggi-do, Korea  
Tel: +82-31-339-9970  
Fax: +82-31-624-9501

Report No.:  
CTK-2021-03418  
Page (30) / (376) Pages

## 4.2 26 dB Bandwidth and 99% Bandwidth

### Test Procedures

KDB 789033 – Section C.1  
ANSI C63.10-2013 - Section 6.9.2

Measure the maximum width of the emission that is constrained by the frequencies associated with the two outermost amplitude points (upper and lower frequencies) that are attenuated by 26 dB relative to the maximum level measured in the fundamental emission.

### Test Procedures

KDB 789033 – Section C.1  
ANSI C63.10-2013 - Section 6.9.3

The occupied bandwidth is the frequency bandwidth such that, below its lower and above its upper frequency limits, the mean powers are each equal to 0.5% of the total mean power of the given emission.

Use the 99% power bandwidth function of the instrument and report the measured bandwidth.

### Test Settings :

Center frequency = the highest, middle and the lowest channels

- a) RBW = approximately 1 % of the emission bandwidth
- b) VBW  $\geq$  RBW
- c) Detector = peak
- d) Trace mode = Max hold
- e) Measure the maximum width of the emission that is 26 dB down from the maximum of the emission. Compare this with the RBW setting of the analyzer. Readjust RBW and repeat measurement as needed until the RBW/EBW ratio is approximately 1%.

### **Minimum Standard:**

---

---

NA

---

---



**CTK Co., Ltd.**  
 (Ho-dong), 113, Yejik-ro, Cheoin-gu,  
 Yongin-si, Gyeonggi-do, Korea  
 Tel: +82-31-339-9970  
 Fax: +82-31-624-9501

Report No.:  
 CTK-2021-03418  
 Page (31) / (376) Pages

**Test Data:**

**ANT1**

Mode	26 dB Bandwidth and 99 % Bandwidth (MHz)							
	802.11a		802.11n_HT20		802.11ac_VHT20		802.11ax_HE20_SU	
	26 dB	99 %	26 dB	99 %	26 dB	99 %	26 dB	99 %
5 180 MHz	24.28	16.69	23.59	17.86	22.61	17.81	23.37	18.98
5 200 MHz	22.93	16.62	23.85	17.82	23.15	17.84	22.01	18.98
5 240 MHz	19.51	16.37	19.92	17.57	20.02	17.56	19.83	18.85
5 260 MHz	23.13	16.67	24.23	17.89	23.81	17.85	22.22	18.99
5 300 MHz	22.74	16.69	24.10	17.84	23.25	17.83	23.47	19.02
5 320 MHz	22.49	16.69	23.10	17.85	23.72	17.81	24.04	19.00
5 500 MHz	22.07	16.68	24.57	17.85	23.65	17.84	22.07	19.02
5 600 MHz	22.93	16.68	23.78	17.87	24.03	17.83	24.54	19.04
5 720 MHz	24.16	16.69	23.55	17.86	23.54	17.82	21.56	19.00
5 745 MHz	24.89	17.57	26.59	18.39	27.32	18.36	25.65	19.25
5 785 MHz	25.88	17.45	26.46	18.39	26.17	18.48	23.01	19.23
5 825 MHz	25.63	17.53	26.10	18.42	27.22	18.35	35.28	19.23
Measurement uncertainty	0.1 MHz							

Mode	26 dB Bandwidth and 99 % Bandwidth (MHz)					
	802.11ax_HE20_26T					
	Low		Mid		High	
RU Index	26 dB	99 %	26 dB	99 %	26 dB	99 %
5 180 MHz	20.53	18.54	18.07	17.07	20.26	18.52
5 200 MHz	20.97	18.47	18.10	17.08	20.42	18.61
5 240 MHz	18.97	18.08	18.10	16.87	19.07	18.04
5 260 MHz	20.43	18.51	18.11	17.12	20.66	18.67
5 300 MHz	20.91	18.54	18.06	17.02	21.02	18.58
5 320 MHz	20.17	18.53	18.07	17.06	20.48	18.58
5 500 MHz	20.13	18.44	18.08	17.12	20.44	18.63
5 600 MHz	20.43	18.48	18.04	17.11	21.39	18.58
5 720 MHz	20.89	18.53	18.09	17.07	20.49	18.58
5 745 MHz	21.49	18.84	18.33	17.13	20.61	18.94
5 785 MHz	20.46	18.93	18.43	17.13	22.20	19.13
5 825 MHz	20.62	19.00	18.40	17.18	20.65	18.98
Measurement uncertainty	0.1 MHz					



**CTK Co., Ltd.**  
 (Ho-dong), 113, Yejik-ro, Cheoin-gu,  
 Yongin-si, Gyeonggi-do, Korea  
 Tel: +82-31-339-9970  
 Fax: +82-31-624-9501

Report No.:  
 CTK-2021-03418  
 Page (32) / (376) Pages

26 dB Bandwidth and 99% Bandwidth (MHz)						
Mode	802.11n_HT40		802.11ac_VHT40		802.11ax_HE40_SU	
Frequency	26 dB	99 %	26 dB	99 %	26 dB	99 %
5 190 MHz	39.58	35.75	39.49	35.80	39.41	37.50
5 230 MHz	39.72	35.82	40.11	35.82	39.44	37.58
5 270 MHz	39.57	35.81	39.48	35.77	39.41	37.53
5 310 MHz	39.43	35.78	39.18	35.88	39.47	37.54
5 510 MHz	39.82	35.89	39.20	35.81	39.34	37.60
5 590 MHz	39.75	35.94	39.81	35.95	39.35	37.57
5 710 MHz	39.93	35.98	39.67	35.95	39.56	37.53
5 755 MHz	39.56	36.02	39.68	35.96	39.36	37.71
5 795 MHz	44.88	36.00	40.44	36.02	41.32	37.66
Measurement uncertainty	0.1 MHz					

26 dB Bandwidth and 99% Bandwidth (MHz)						
Mode	802.11ax_HE40_26T					
RU Index	Low		Mid		High	
Frequency	26 dB	99 %	26 dB	99 %	26 dB	99 %
5 190 MHz	19.11	17.82	21.68	19.84	19.14	17.84
5 230 MHz	19.23	17.82	22.14	19.73	19.09	17.76
5 270 MHz	19.04	17.87	21.97	19.96	18.99	17.79
5 310 MHz	19.13	17.85	22.58	19.94	19.15	17.85
5 510 MHz	18.96	17.78	21.98	19.83	19.08	17.86
5 590 MHz	19.27	17.93	22.10	19.79	19.03	17.83
5 710 MHz	19.09	17.85	22.12	19.92	19.10	17.77
5 755 MHz	19.23	17.88	22.47	20.23	19.12	17.91
5 795 MHz	19.22	17.96	22.17	20.15	19.09	17.90
Measurement uncertainty	0.1 MHz					





**CTK Co., Ltd.**  
 (Ho-dong), 113, Yejik-ro, Cheoin-gu,  
 Yongin-si, Gyeonggi-do, Korea  
 Tel: +82-31-339-9970  
 Fax: +82-31-624-9501

Report No.:  
 CTK-2021-03418  
 Page (33) / (376) Pages

26 dB Bandwidth and 99% Bandwidth (MHz)				
Mode	802.11ac_VHT80		802.11ax_HE80_SU	
Frequency	26 dB	99 %	26 dB	99 %
5 210 MHz	78.88	75.09	80.03	76.69
5 290 MHz	78.99	75.12	79.98	76.75
5 530 MHz	79.12	75.04	79.92	76.80
5 690 MHz	79.16	75.06	79.95	76.61
5 775 MHz	78.47	75.04	79.59	76.64
Measurement uncertainty	0.1 MHz			

26 dB Bandwidth and 99% Bandwidth (MHz)						
Mode	802.11ax_HE80_26T					
RU Index	Low		Mid		High	
Frequency	26 dB	99 %	26 dB	99 %	26 dB	99 %
5 210 MHz	20.23	18.31	38.83	36.80	19.53	18.28
5 290 MHz	20.14	17.53	39.07	36.57	20.17	18.35
5 530 MHz	19.89	18.45	38.94	36.40	19.67	18.39
5 690 MHz	19.38	18.30	38.76	36.86	19.58	18.29
5 775 MHz	19.26	18.01	38.56	36.63	19.25	17.99
Measurement uncertainty	0.1 MHz					



**CTK Co., Ltd.**  
 (Ho-dong), 113, Yejik-ro, Cheoin-gu,  
 Yongin-si, Gyeonggi-do, Korea  
 Tel: +82-31-339-9970  
 Fax: +82-31-624-9501

Report No.:  
 CTK-2021-03418  
 Page (34) / (376) Pages

**ANT2**

Mode	26 dB Bandwidth and 99 % Bandwidth (MHz)							
	802.11a		802.11n_HT20		802.11ac_VHT20		802.11ax_HE20_SU	
	26 dB	99 %	26 dB	99 %	26 dB	99 %	26 dB	99 %
5 180 MHz	23.47	16.75	24.85	17.94	23.65	17.93	22.26	19.00
5 200 MHz	23.83	16.79	23.81	17.92	23.90	17.92	25.01	18.98
5 240 MHz	19.71	16.43	20.19	17.56	20.07	17.54	19.87	18.81
5 260 MHz	23.27	16.79	24.08	17.94	23.79	17.91	23.34	19.01
5 300 MHz	23.21	16.72	24.43	17.96	24.64	17.95	24.41	19.02
5 320 MHz	23.24	16.80	25.62	17.96	24.12	17.93	23.99	18.99
5 500 MHz	23.58	16.78	24.73	17.93	25.08	17.94	25.07	19.04
5 600 MHz	23.29	16.75	24.91	17.93	25.02	17.94	23.41	19.01
5 720 MHz	23.38	16.79	25.30	17.94	24.87	17.94	22.81	19.00
5 745 MHz	26.33	18.13	29.26	19.15	29.21	19.02	30.89	19.29
5 785 MHz	27.78	18.19	29.14	19.08	30.15	19.04	30.67	19.24
5 825 MHz	27.97	18.03	29.22	19.06	29.12	18.98	27.10	19.24
Measurement uncertainty	0.1 MHz							

Mode	26 dB Bandwidth and 99 % Bandwidth (MHz)					
	802.11ax_HE20_26T					
	Low		Mid		High	
RU Index	26 dB	99 %	26 dB	99 %	26 dB	99 %
5 180 MHz	19.87	18.45	18.11	17.05	20.83	18.48
5 200 MHz	19.96	18.44	18.06	16.91	20.11	18.44
5 240 MHz	18.92	18.03	30.00	16.91	19.04	18.15
5 260 MHz	19.99	18.45	18.04	16.97	20.84	18.47
5 300 MHz	20.00	18.46	18.06	17.02	20.28	18.39
5 320 MHz	20.81	18.51	18.08	16.99	19.93	18.43
5 500 MHz	20.29	18.40	18.10	16.98	20.34	18.55
5 600 MHz	20.25	18.46	18.04	16.98	20.44	18.45
5 720 MHz	20.35	18.51	18.08	16.99	20.72	18.47
5 745 MHz	20.66	18.84	18.37	17.15	20.74	18.86
5 785 MHz	20.69	18.85	18.35	17.12	20.84	18.91
5 825 MHz	20.54	18.84	18.31	17.05	20.82	18.97
Measurement uncertainty	0.1 MHz					



**CTK Co., Ltd.**  
 (Ho-dong), 113, Yejik-ro, Cheoin-gu,  
 Yongin-si, Gyeonggi-do, Korea  
 Tel: +82-31-339-9970  
 Fax: +82-31-624-9501

Report No.:  
 CTK-2021-03418  
 Page (35) / (376) Pages

26 dB Bandwidth and 99% Bandwidth (MHz)						
Mode	802.11n_HT40		802.11ac_VHT40		802.11ax_HE40_SU	
Frequency	26 dB	99 %	26 dB	99 %	26 dB	99 %
5 190 MHz	40.11	35.83	39.80	35.81	39.53	37.50
5 230 MHz	40.12	35.88	39.83	35.82	39.54	37.55
5 270 MHz	39.90	35.83	40.25	35.83	39.44	37.49
5 310 MHz	39.81	35.86	39.91	35.90	39.34	37.47
5 510 MHz	42.26	36.08	40.43	36.03	47.05	37.61
5 590 MHz	53.78	36.18	59.13	36.16	45.34	37.76
5 710 MHz	49.63	36.11	49.00	36.09	39.47	37.70
5 755 MHz	46.75	36.15	48.47	36.19	44.10	37.73
5 795 MHz	53.97	36.24	53.83	36.19	47.83	37.80
Measurement uncertainty	0.1 MHz					

26 dB Bandwidth and 99% Bandwidth (MHz)						
Mode	802.11ax_HE40_26T					
RU Index	Low		Mid		High	
Frequency	26 dB	99 %	26 dB	99 %	26 dB	99 %
5 190 MHz	19.25	17.89	21.82	19.81	19.19	17.87
5 230 MHz	18.99	17.83	21.55	19.85	19.18	17.91
5 270 MHz	19.21	17.87	22.79	19.94	19.22	18.00
5 310 MHz	19.02	17.85	21.86	19.90	19.30	17.97
5 510 MHz	19.11	17.87	21.20	19.81	19.40	17.97
5 590 MHz	19.17	17.84	22.54	20.06	19.38	17.94
5 710 MHz	19.00	17.88	22.02	19.94	19.26	17.88
5 755 MHz	19.29	17.94	22.19	20.09	19.47	17.98
5 795 MHz	19.12	17.85	22.40	20.26	19.15	17.92
Measurement uncertainty	0.1 MHz					



**CTK Co., Ltd.**  
 (Ho-dong), 113, Yejik-ro, Cheoin-gu,  
 Yongin-si, Gyeonggi-do, Korea  
 Tel: +82-31-339-9970  
 Fax: +82-31-624-9501

Report No.:  
 CTK-2021-03418  
 Page (36) / (376) Pages

26 dB Bandwidth and 99% Bandwidth (MHz)				
Mode	802.11ac_VHT80		802.11ax_HE80_SU	
Frequency	26 dB	99 %	26 dB	99 %
5 210 MHz	79.48	75.21	80.01	76.89
5 290 MHz	79.50	75.24	80.03	76.80
5 530 MHz	79.36	75.29	80.00	76.90
5 690 MHz	79.34	75.21	79.92	76.87
5 775 MHz	79.08	75.09	79.44	76.72
Measurement uncertainty	0.1 MHz			

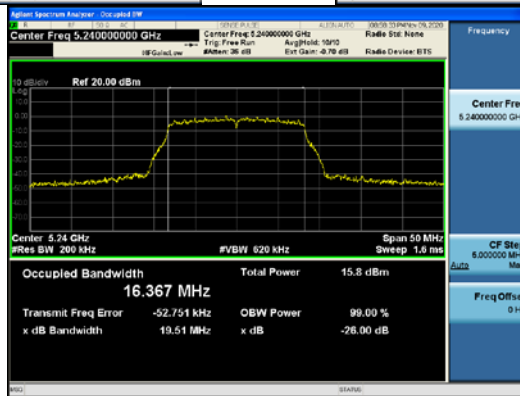
26 dB Bandwidth and 99% Bandwidth (MHz)						
Mode	802.11ax_HE80_26T					
RU Index	Low		Mid		High	
Frequency	26 dB	99 %	26 dB	99 %	26 dB	99 %
5 210 MHz	19.51	18.35	39.51	37.02	20.40	18.69
5 290 MHz	20.08	18.60	38.98	37.10	19.79	18.48
5 530 MHz	19.85	18.47	39.24	37.02	20.18	18.80
5 690 MHz	20.07	18.49	39.27	37.20	20.35	18.75
5 775 MHz	20.06	18.25	38.93	36.95	19.63	18.35
Measurement uncertainty	0.1 MHz					

See next pages for actual measured spectrum plots.

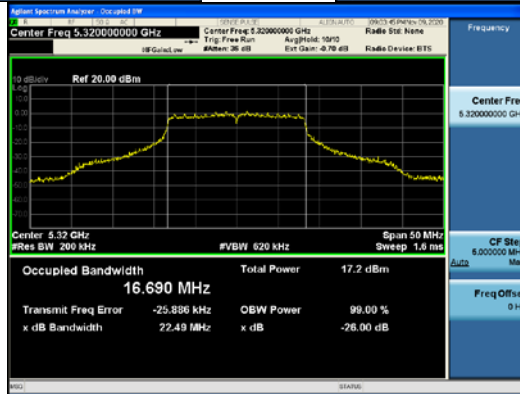
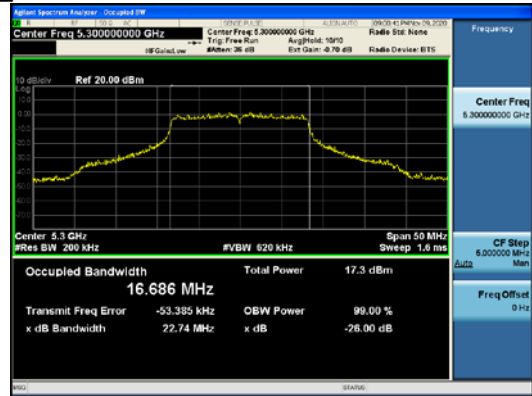
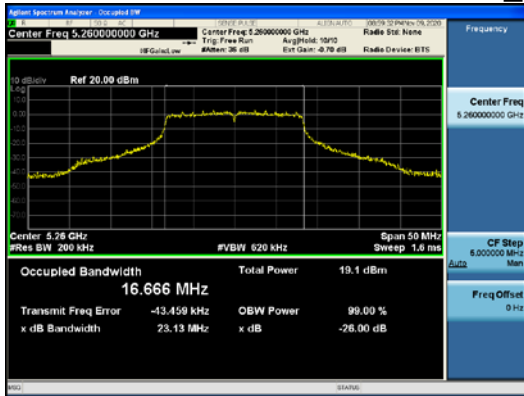


**CTK Co., Ltd.**  
 (Ho-dong), 113, Yejik-ro, Cheoin-gu,  
 Yongin-si, Gyeonggi-do, Korea  
 Tel: +82-31-339-9970  
 Fax: +82-31-624-9501

Report No.:  
 CTK-2021-03418  
 Page (37) / (376) Pages



ANT1\_802.11a\_UNII 1

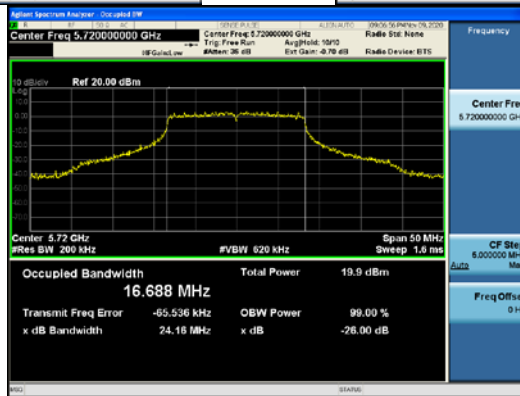
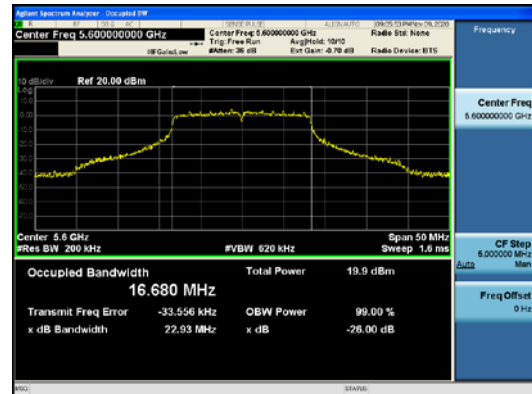


ANT1\_802.11a\_UNII 2A

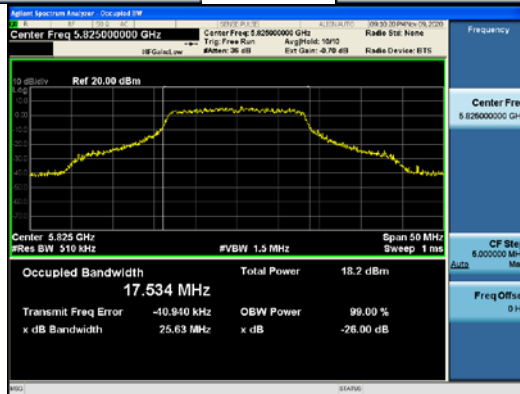
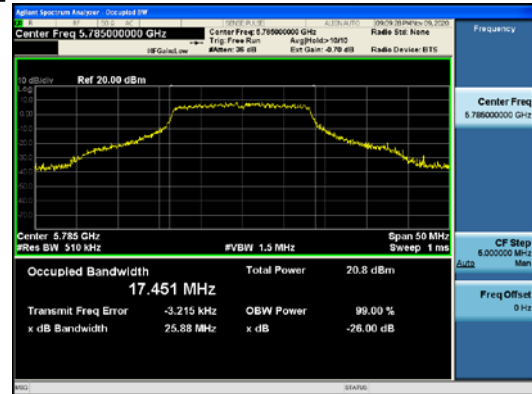


**CTK Co., Ltd.**  
 (Ho-dong), 113, Yejik-ro, Cheoin-gu,  
 Yongin-si, Gyeonggi-do, Korea  
 Tel: +82-31-339-9970  
 Fax: +82-31-624-9501

Report No.:  
 CTK-2021-03418  
 Page (38) / (376) Pages



ANT1\_802.11a\_UNII 2C

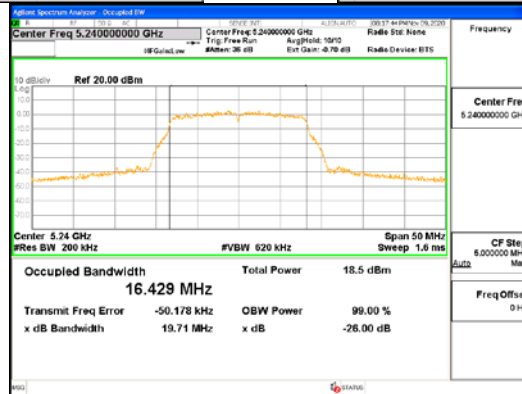
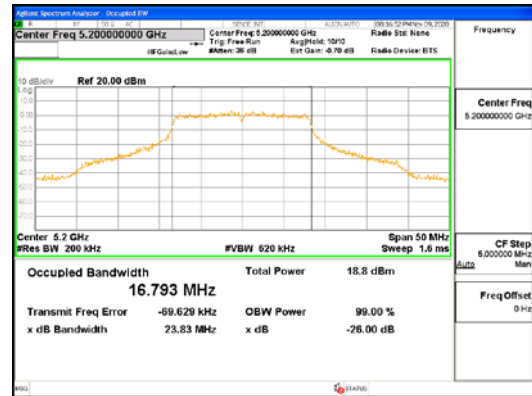
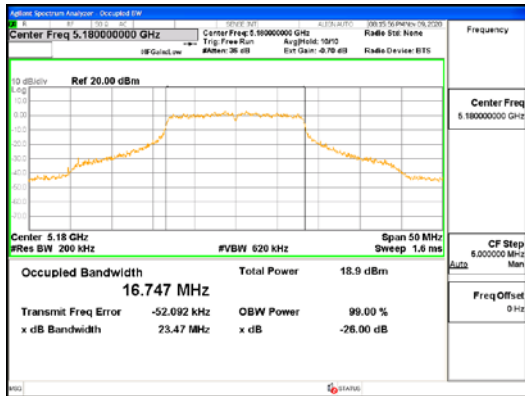


ANT1\_802.11a\_UNII 3

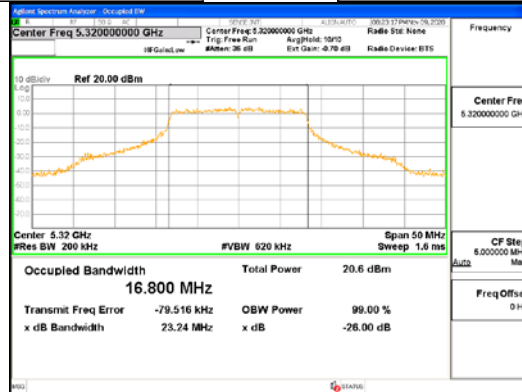
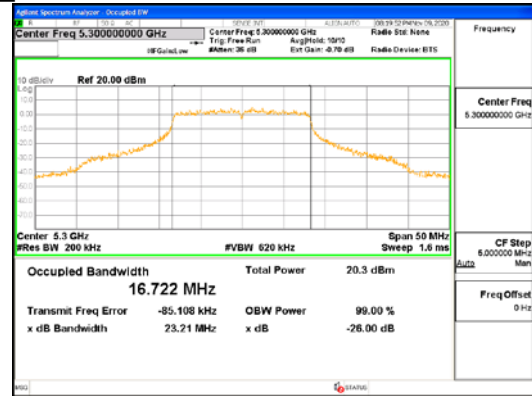
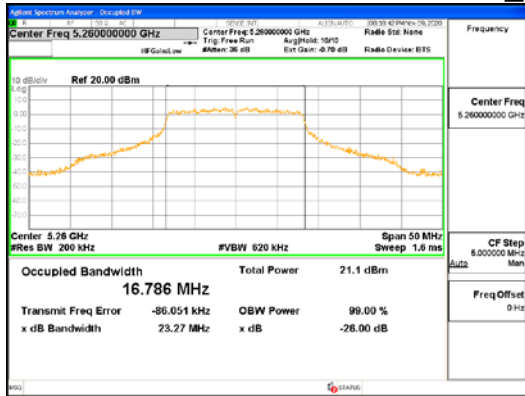


**CTK Co., Ltd.**  
 (Ho-dong), 113, Yejik-ro, Cheoin-gu,  
 Yongin-si, Gyeonggi-do, Korea  
 Tel: +82-31-339-9970  
 Fax: +82-31-624-9501

Report No.:  
 CTK-2021-03418  
 Page (39) / (376) Pages



**ANT2\_802.11a\_UNII 1**

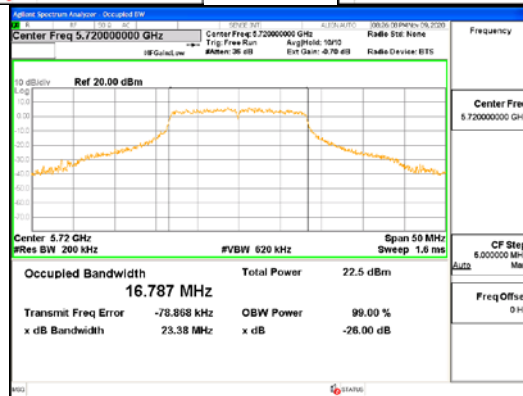
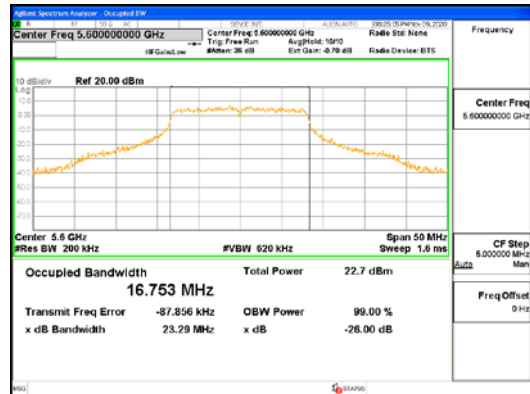
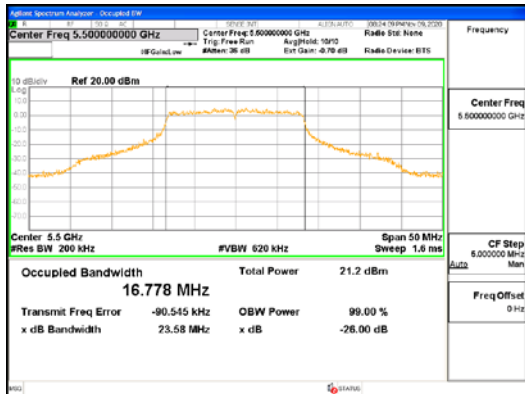


**ANT2\_802.11a\_UNII 2A**

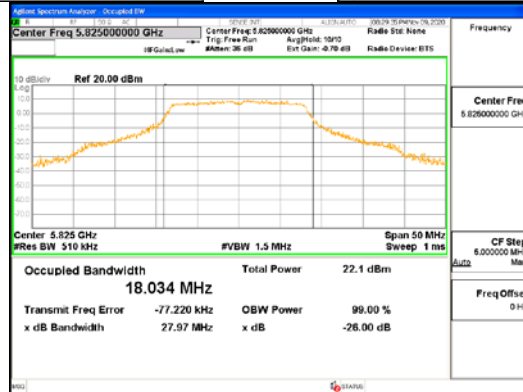
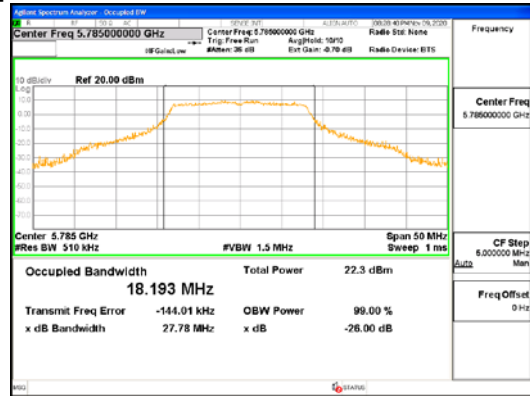
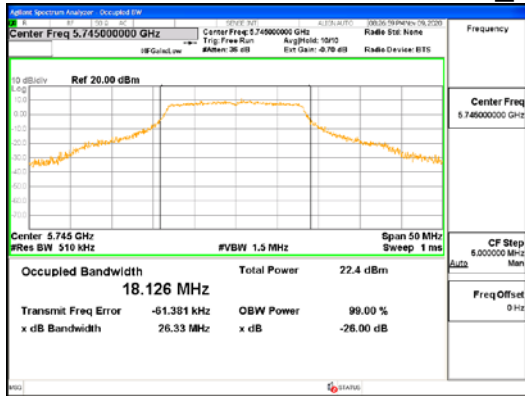


**CTK Co., Ltd.**  
 (Ho-dong), 113, Yejik-ro, Cheoin-gu,  
 Yongin-si, Gyeonggi-do, Korea  
 Tel: +82-31-339-9970  
 Fax: +82-31-624-9501

Report No.:  
 CTK-2021-03418  
 Page (40) / (376) Pages



**ANT2\_802.11a\_UNII 2C**



**ANT2\_802.11a\_UNII 3**