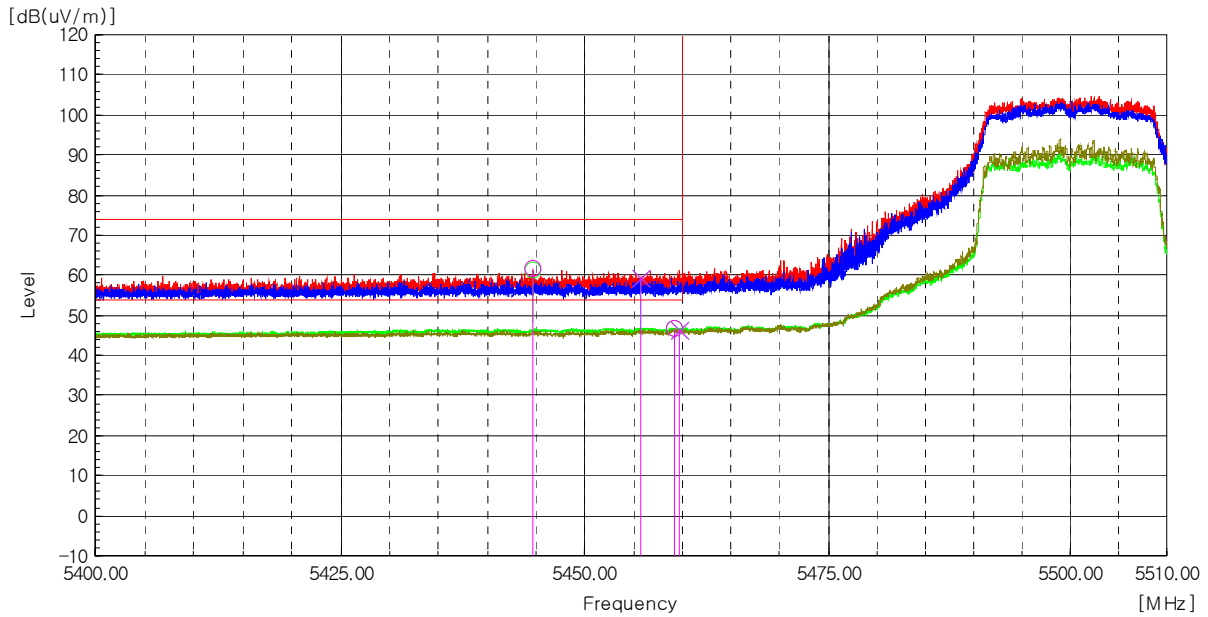


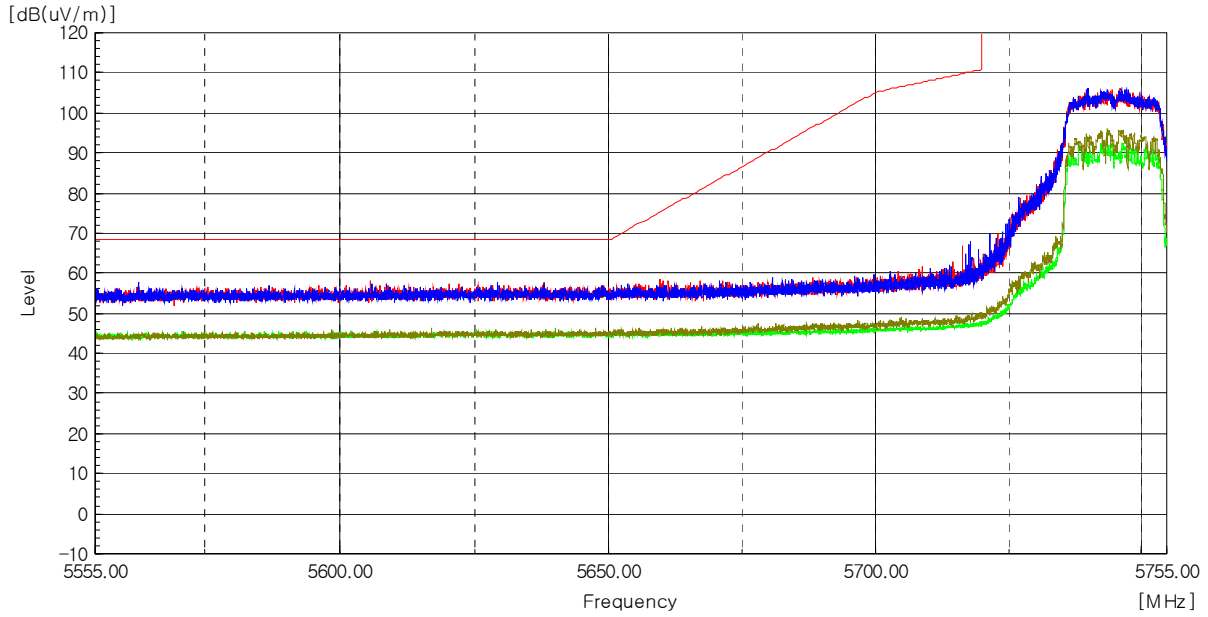
Worst Case Mode :	802.11ac_VHT20
Worst Case Transfer Rate :	MNSS 0
Distance of Measurements :	3 Meters
Operating Frequency :	5 500 MHz
Channel :	100



Frequency [MHz]	(P)	Reading PK [dBuV]	Reading AV [dBuV]	c.f [dB(1/m)]	Level PK [dB(uV/m)]	Level AV [dB(uV/m)]	Duty Cycle Factor [dB]	Limit PK [dB(uV/m)]	Limit AV [dB(uV/m)]	Margin PK [dB]	Margin AV [dB]
5 444.59	H	59.5	-----	2.0	61.5	-----	-----	74.0	-----	12.5	-----
5 459.17	H	-----	44.9	2.0	-----	46.9	0.3	-----	54.0	-----	6.8
5 455.65	V	57.3	-----	2.0	59.3	-----	-----	74.0	-----	14.7	-----
5 459.61	V	-----	44.4	2.0	-----	46.4	0.3	-----	54.0	-----	7.3

Radiated Restricted Band Edge Plot

Worst Case Mode :	802.11ac_VHT20
Worst Case Transfer Rate :	MNSS 0
Distance of Measurements :	3 Meters
Operating Frequency :	5 745 MHz
Channel :	149

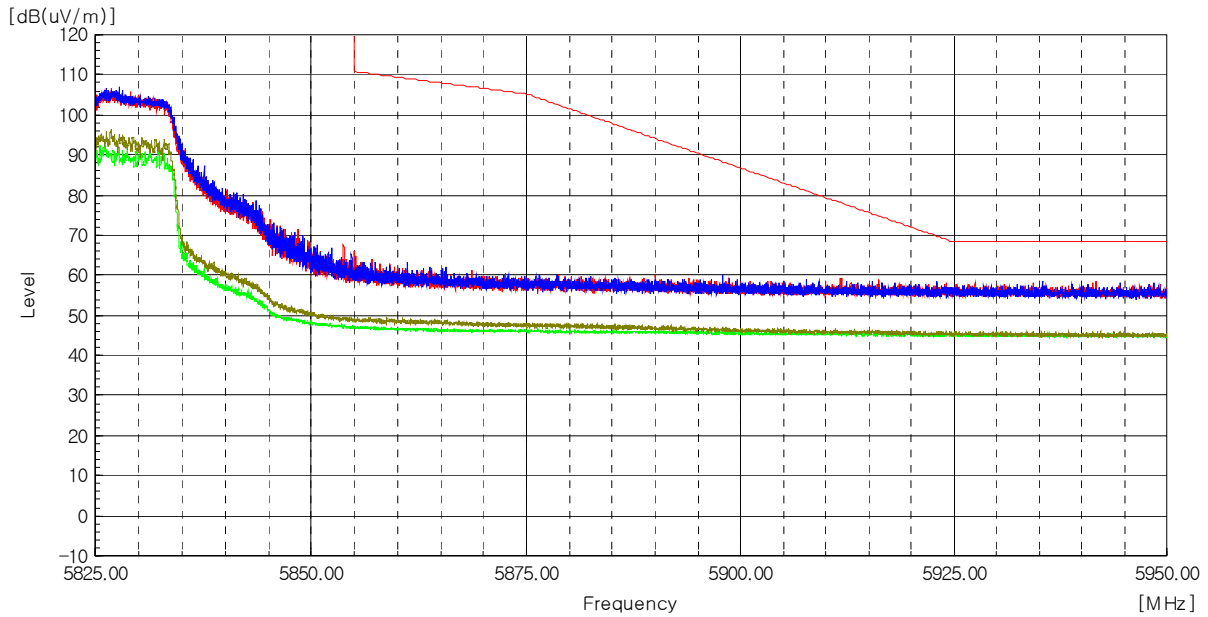


Frequency [MHz]	Reading (P)	Reading PK [dBuV]	Reading AV [dBuV]	c.f [dB(1/m)]	Level PK [dB(uV/m)]	Level AV [dB(uV/m)]	Duty Cycle Factor [dB]	Limit PK [dB(uV/m)]	Limit AV [dB(uV/m)]	Margin PK [dB]	Margin AV [dB]
-----------------	-------------	-------------------	-------------------	---------------	---------------------	---------------------	------------------------	---------------------	---------------------	----------------	----------------

The emissions above 1 GHz were 20 dB lower than the limit.

### Radiated Restricted Band Edge Plot

Worst Case Mode :	802.11ac_VHT20
Worst Case Transfer Rate :	MNSS 0
Distance of Measurements :	3 Meters
Operating Frequency :	5 825 MHz
Channel :	165



Frequency [MHz]	Reading (P)	Reading PK [dBuV]	Reading AV [dBuV]	c.f [dB(1/m)]	Level PK [dB(uV/m)]	Level AV [dB(uV/m)]	Duty Cycle Factor [dB]	Limit PK [dB(uV/m)]	Limit AV [dB(uV/m)]	Margin PK [dB]	Margin AV [dB]
-----------------	-------------	-------------------	-------------------	---------------	---------------------	---------------------	------------------------	---------------------	---------------------	----------------	----------------

The emissions above 1 GHz were 20 dB lower than the limit.

### Radiated Restricted Band Edge Plot



**CTK Co., Ltd.**  
 (Ho-dong), 113, Yejik-ro, Cheoin-gu,  
 Yongin-si, Gyeonggi-do, Korea  
 Tel: +82-31-339-9970  
 Fax: +82-31-624-9501

Report No.:  
 CTK-2020-04547  
 Page (183) / (236) Pages

**Test mode : Transmitter, 802.11ax\_HE20**

The requirements are:

Complies

**Test Data**

**Ch.36(5 180 MHz)**

Frequency [MHz]	(P)	Reading PK [dBuV]	Reading AV [dBuV]	c.f [dB(1/m)]	Level PK [dB(uV/m)]	Level AV [dB(uV/m)]	Duty Cycle Factor [dB]	Limit PK [dB(uV/m)]	Limit AV [dB(uV/m)]	Margin PK [dB]	Margin AV [dB]
15 558.13	H	48.5	-----	11.0	59.5	-----	-----	74.0	-----	14.5	-----
15 539.68	H	-----	37.2	11.1	-----	48.3	0.3	-----	54.0	-----	5.4
15 540.17	V	51.2	-----	11.1	62.3	-----	-----	74.0	-----	11.7	-----
15 544.91	V	-----	37.6	11.1	-----	48.7	0.3	-----	54.0	-----	5.0

**Ch.40(5 200 MHz)**

Frequency [MHz]	(P)	Reading PK [dBuV]	Reading AV [dBuV]	c.f [dB(1/m)]	Level PK [dB(uV/m)]	Level AV [dB(uV/m)]	Duty Cycle Factor [dB]	Limit PK [dB(uV/m)]	Limit AV [dB(uV/m)]	Margin PK [dB]	Margin AV [dB]
10 407.12	H	46.8	-----	6.7	53.5	-----	-----	74.0	-----	20.5	-----
10 410.83	H	-----	35.0	6.7	-----	41.7	0.3	-----	54.0	-----	12.0
10 389.40	V	46.9	-----	6.7	53.6	-----	-----	74.0	-----	20.4	-----
10 404.59	V	-----	35.3	6.7	-----	42.0	0.3	-----	54.0	-----	11.7
15 622.97	H	47.6	-----	11.1	58.7	-----	-----	74.0	-----	15.3	-----
15 601.27	H	-----	36.6	11.1	-----	47.7	0.3	-----	54.0	-----	6.0
15 593.79	V	51.2	-----	11.0	62.2	-----	-----	74.0	-----	11.8	-----
15 598.78	V	-----	37.3	11.1	-----	48.4	0.3	-----	54.0	-----	5.3

**Ch.48(5 240 MHz)**

Frequency [MHz]	(P)	Reading PK [dBuV]	Reading AV [dBuV]	c.f [dB(1/m)]	Level PK [dB(uV/m)]	Level AV [dB(uV/m)]	Duty Cycle Factor [dB]	Limit PK [dB(uV/m)]	Limit AV [dB(uV/m)]	Margin PK [dB]	Margin AV [dB]
10 472.76	H	46.2	-----	6.9	53.1	-----	-----	74.0	-----	20.9	-----
10 485.59	H	-----	35.3	6.9	-----	42.2	0.3	-----	54.0	-----	11.5
10 477.32	V	47.6	-----	6.9	54.5	-----	-----	74.0	-----	19.5	-----
10 489.13	V	-----	35.5	6.9	-----	42.4	0.3	-----	54.0	-----	11.3
15 696.53	H	47.6	-----	11.2	58.8	-----	-----	74.0	-----	15.2	-----
15 682.32	H	-----	36.8	11.2	-----	48.0	0.3	-----	54.0	-----	5.7
15 719.47	V	50.9	-----	11.2	62.1	-----	-----	74.0	-----	11.9	-----
15 699.03	V	-----	36.8	11.2	-----	48.0	0.3	-----	54.0	-----	5.7



**CTK Co., Ltd.**  
 (Ho-dong), 113, Yejik-ro, Cheoin-gu,  
 Yongin-si, Gyeonggi-do, Korea  
 Tel: +82-31-339-9970  
 Fax: +82-31-624-9501

Report No.:  
 CTK-2020-04547  
 Page (184) / (236) Pages

Ch.52(5 260 MHz)

Frequency [MHz]	(P)	Reading PK [dBuV]	Reading AV [dBuV]	c.f [dB(1/m)]	Level PK [dB(uV/m)]	Level AV [dB(uV/m)]	Duty Cycle Factor [dB]	Limit PK [dB(uV/m)]	Limit AV [dB(uV/m)]	Margin PK [dB]	Margin AV [dB]
10 522.54	H	46.7	-----	7.0	53.7	-----	-----	74.0	-----	20.3	-----
10 521.70	H	-----	35.7	7.0	-----	42.7	0.3	-----	54.0	-----	11.0
10 517.31	V	49.8	-----	7.0	56.8	-----	-----	74.0	-----	17.2	-----
10 518.16	V	-----	36.0	7.0	-----	43.0	0.3	-----	54.0	-----	10.7
15 771.34	H	48.2	-----	11.2	59.4	-----	-----	74.0	-----	14.6	-----
15 787.80	H	-----	37.6	11.2	-----	48.8	0.3	-----	54.0	-----	4.9
15 782.32	V	54.5	-----	11.2	65.7	-----	-----	74.0	-----	8.3	-----
15 779.08	V	-----	39.7	11.2	-----	50.9	0.3	-----	54.0	-----	2.8

Ch.60(5 300 MHz)

Frequency [MHz]	(P)	Reading PK [dBuV]	Reading AV [dBuV]	c.f [dB(1/m)]	Level PK [dB(uV/m)]	Level AV [dB(uV/m)]	Duty Cycle Factor [dB]	Limit PK [dB(uV/m)]	Limit AV [dB(uV/m)]	Margin PK [dB]	Margin AV [dB]
10 611.31	H	46.7	-----	7.2	53.9	-----	-----	74.0	-----	20.1	-----
10 594.26	H	-----	35.9	7.2	-----	43.1	0.3	-----	54.0	-----	10.6
10 603.54	V	50.5	-----	7.2	57.7	-----	-----	74.0	-----	16.3	-----
10 600.51	V	-----	36.7	7.2	-----	43.9	0.3	-----	54.0	-----	9.8
15 892.04	H	47.9	-----	11.5	59.4	-----	-----	74.0	-----	14.6	-----
15 899.27	H	-----	37.3	11.5	-----	48.8	0.3	-----	54.0	-----	4.9
15 903.76	V	51.7	-----	11.5	63.2	-----	-----	74.0	-----	10.8	-----
15 902.02	V	-----	38.9	11.5	-----	50.4	0.3	-----	54.0	-----	3.3

Ch.64(5 320 MHz)

Frequency [MHz]	(P)	Reading PK [dBuV]	Reading AV [dBuV]	c.f [dB(1/m)]	Level PK [dB(uV/m)]	Level AV [dB(uV/m)]	Duty Cycle Factor [dB]	Limit PK [dB(uV/m)]	Limit AV [dB(uV/m)]	Margin PK [dB]	Margin AV [dB]
10 641.34	H	47.3	-----	7.2	54.5	-----	-----	74.0	-----	19.5	-----
10 639.49	H	-----	36.4	7.2	-----	43.6	0.3	-----	54.0	-----	10.1
10 638.64	V	50.1	-----	7.2	57.3	-----	-----	74.0	-----	16.7	-----
10 638.81	V	-----	36.5	7.2	-----	43.7	0.3	-----	54.0	-----	10.0
15 952.14	H	48.5	-----	11.6	60.1	-----	-----	74.0	-----	13.9	-----
15 947.15	H	-----	36.9	11.6	-----	48.5	0.3	-----	54.0	-----	5.2
15 967.85	V	51.4	-----	11.6	63.0	-----	-----	74.0	-----	11.0	-----
15 962.37	V	-----	38.1	11.6	-----	49.7	0.3	-----	54.0	-----	4.0



**CTK Co., Ltd.**  
 (Ho-dong), 113, Yejik-ro, Cheoin-gu,  
 Yongin-si, Gyeonggi-do, Korea  
 Tel: +82-31-339-9970  
 Fax: +82-31-624-9501

Report No.:  
 CTK-2020-04547  
 Page (185) / (236) Pages

Ch.100(5 500 MHz)

Frequency [MHz]	(P)	Reading PK [dBuV]	Reading AV [dBuV]	c.f [dB(1/m)]	Level PK [dB(uV/m)]	Level AV [dB(uV/m)]	Duty Cycle Factor [dB]	Limit PK [dB(uV/m)]	Limit AV [dB(uV/m)]	Margin PK [dB]	Margin AV [dB]
10 998.76	H	49.0	-----	7.6	56.6	-----	-----	74.0	-----	17.4	-----
11 001.63	H	-----	37.5	7.6	-----	45.1	0.3	-----	54.0	-----	8.6
11 007.87	V	49.7	-----	7.6	57.3	-----	-----	74.0	-----	16.7	-----
10 997.07	V	-----	36.3	7.6	-----	43.9	0.3	-----	54.0	-----	9.8

Ch.120(5 600 MHz)

Frequency [MHz]	(P)	Reading PK [dBuV]	Reading AV [dBuV]	c.f [dB(1/m)]	Level PK [dB(uV/m)]	Level AV [dB(uV/m)]	Duty Cycle Factor [dB]	Limit PK [dB(uV/m)]	Limit AV [dB(uV/m)]	Margin PK [dB]	Margin AV [dB]
11 196.36	H	48.2	-----	7.9	56.1	-----	-----	74.0	-----	17.9	-----
11 192.99	H	-----	36.6	7.9	-----	44.5	0.3	-----	54.0	-----	9.2
11 198.56	V	49.9	-----	7.9	57.8	-----	-----	74.0	-----	16.2	-----
11 199.91	V	-----	36.3	7.9	-----	44.2	0.3	-----	54.0	-----	9.5

Ch.144(5 720 MHz)

Frequency [MHz]	(P)	Reading PK [dBuV]	Reading AV [dBuV]	c.f [dB(1/m)]	Level PK [dB(uV/m)]	Level AV [dB(uV/m)]	Duty Cycle Factor [dB]	Limit PK [dB(uV/m)]	Limit AV [dB(uV/m)]	Margin PK [dB]	Margin AV [dB]
11 441.39	H	48.8	-----	8.5	57.3	-----	-----	74.0	-----	16.7	-----
11 442.57	H	-----	37.2	8.5	-----	45.7	0.3	-----	54.0	-----	8.0
11 443.92	V	51.3	-----	8.5	59.8	-----	-----	74.0	-----	14.2	-----
11 439.87	V	-----	37.0	8.5	-----	45.5	0.3	-----	54.0	-----	8.2

Ch.149(5 745 MHz)

Frequency [MHz]	(P)	Reading PK [dBuV]	Reading AV [dBuV]	c.f [dB(1/m)]	Level PK [dB(uV/m)]	Level AV [dB(uV/m)]	Duty Cycle Factor [dB]	Limit PK [dB(uV/m)]	Limit AV [dB(uV/m)]	Margin PK [dB]	Margin AV [dB]
11 486.44	H	48.4	-----	8.5	56.9	-----	-----	74.0	-----	17.1	-----
11 487.46	H	-----	36.3	8.5	-----	44.8	0.3	-----	54.0	-----	8.9
11 490.49	V	50.7	-----	8.5	59.2	-----	-----	74.0	-----	14.8	-----
11 489.82	V	-----	37.4	8.5	-----	45.9	0.3	-----	54.0	-----	7.8



Ch.157(5 785 MHz)

Frequency [MHz]	(P)	Reading PK [dBuV]	Reading AV [dBuV]	c.f [dB(1/m)]	Level PK [dB(uV/m)]	Level AV [dB(uV/m)]	Duty Cycle Factor [dB]	Limit PK [dB(uV/m)]	Limit AV [dB(uV/m)]	Margin PK [dB]	Margin AV [dB]
11 566.60	H	48.5	-----	8.5	57.0	-----	-----	74.0	-----	17.0	-----
11 567.95	H	-----	36.2	8.5	-----	44.7	0.3	-----	54.0	-----	9.0
11 576.05	V	51.2	-----	8.5	59.7	-----	-----	74.0	-----	14.3	-----
11 571.33	V	-----	37.7	8.5	-----	46.2	0.3	-----	54.0	-----	7.5

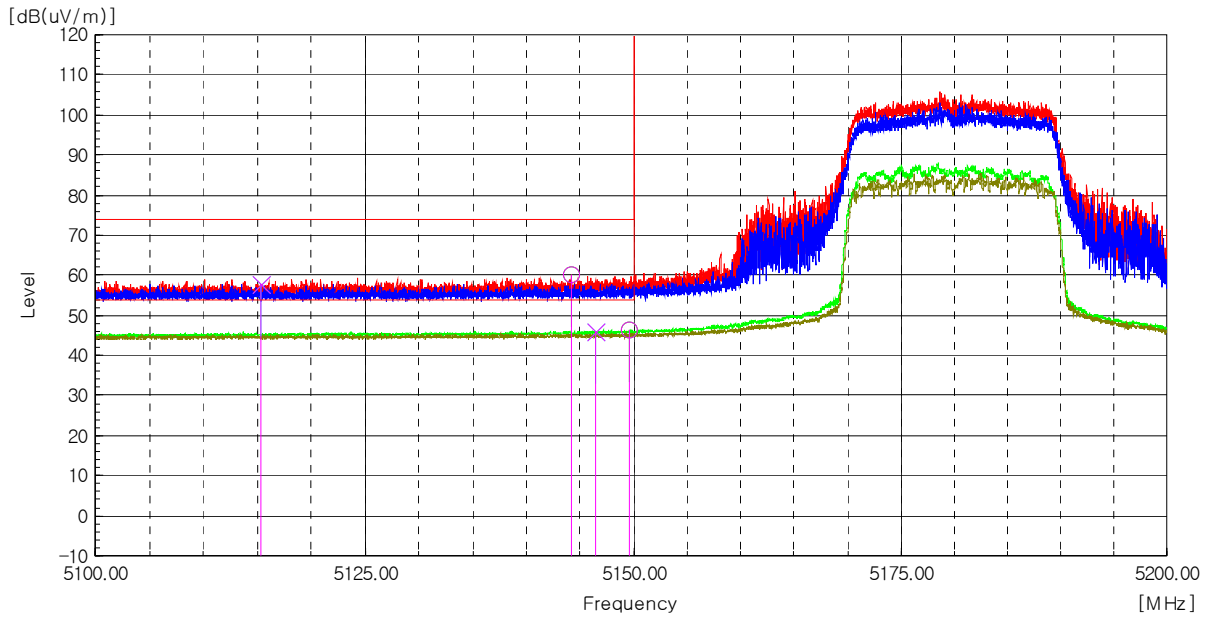
Ch.165(5 825 MHz)

Frequency [MHz]	(P)	Reading PK [dBuV]	Reading AV [dBuV]	c.f [dB(1/m)]	Level PK [dB(uV/m)]	Level AV [dB(uV/m)]	Duty Cycle Factor [dB]	Limit PK [dB(uV/m)]	Limit AV [dB(uV/m)]	Margin PK [dB]	Margin AV [dB]
11 650.97	H	48.7	-----	8.6	57.3	-----	-----	74.0	-----	16.7	-----
11 641.19	H	-----	36.6	8.5	-----	45.1	0.3	-----	54.0	-----	8.6
11 646.25	V	51.6	-----	8.5	60.1	-----	-----	74.0	-----	13.9	-----
11 650.13	V	-----	37.6	8.6	-----	46.2	0.3	-----	54.0	-----	7.5
17 433.18	H	46.7	-----	13.7	60.4	-----	-----	74.0	-----	13.6	-----
17 464.60	H	-----	35.9	13.6	-----	49.5	0.3	-----	54.0	-----	4.2
17 465.10	V	48.9	-----	13.6	62.5	-----	-----	74.0	-----	11.5	-----
17 488.04	V	-----	35.5	13.5	-----	49.0	0.3	-----	54.0	-----	4.7

**Remarks**

- The unwanted emission was measured in the following position: EUT stand-up position(Z axis), lie-down position(X,Y axis). The worst emission was found in lie-down position(X axis) and the worst case was recorded.
- Peak Result = Reading + c.f(Correction factor)  
 Average Result = Reading + c.f(Correction factor) + Duty Cycle Factor
- Correction factor = Antenna factor + Cable loss - Amp Gain

Worst Case Mode :	802.11ax_HE20
Worst Case Transfer Rate :	MCS 0
Distance of Measurements :	3 Meters
Operating Frequency :	5 180 MHz
Channel :	36

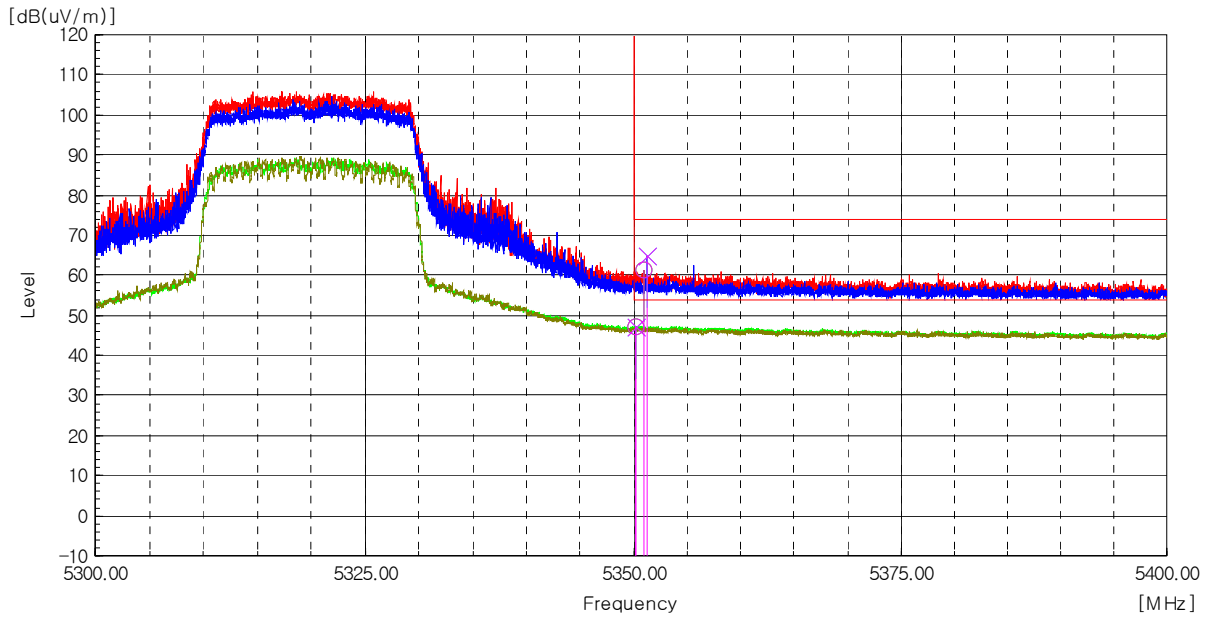


Frequency [MHz]	(P)	Reading PK [dBuV]	Reading AV [dBuV]	c.f [dB(1/m)]	Level PK [dB(uV/m)]	Level AV [dB(uV/m)]	Duty Cycle Factor [dB]	Limit PK [dB(uV/m)]	Limit AV [dB(uV/m)]	Margin PK [dB]	Margin AV [dB]
5 144.15	H	58.8	-----	1.4	60.2	-----	-----	74.0	-----	13.8	-----
5 149.66	H	-----	44.8	1.4	-----	46.2	0.3	-----	54.0	-----	7.5
5 115.39	V	56.5	-----	1.3	57.8	-----	-----	74.0	-----	16.2	-----
5 146.41	V	-----	44.5	1.4	-----	45.9	0.3	-----	54.0	-----	7.8

Radiated Restricted Band Edge Plot



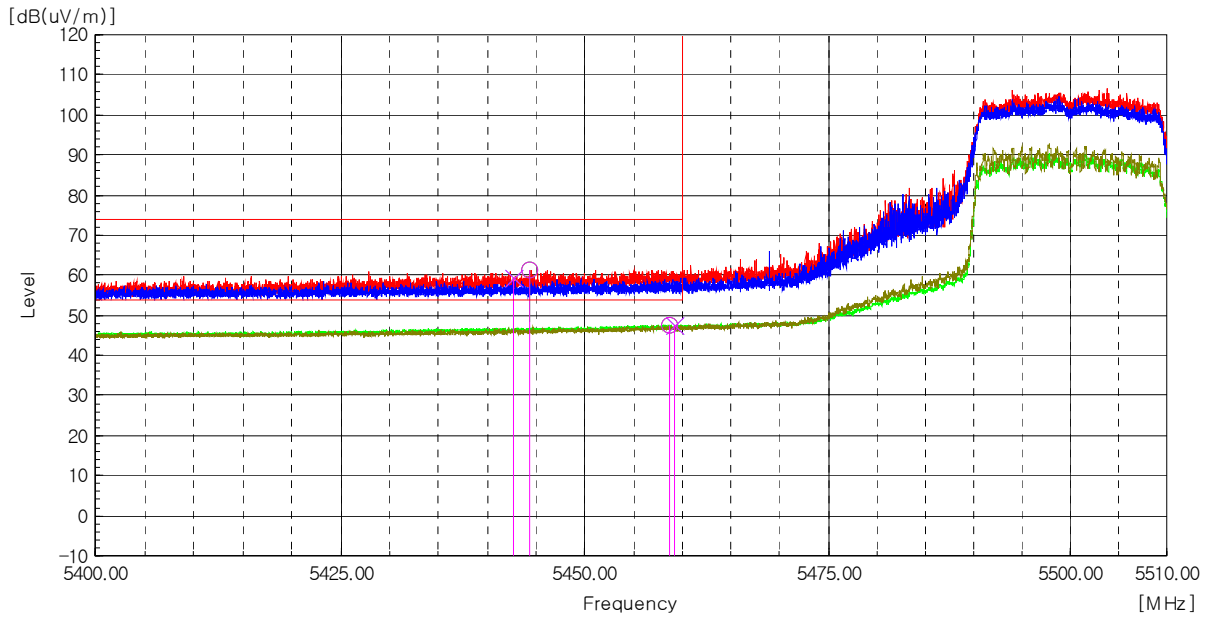
Worst Case Mode :	802.11ax_HE20
Worst Case Transfer Rate :	MCS 0
Distance of Measurements :	3 Meters
Operating Frequency :	5 320 MHz
Channel :	64



Frequency [MHz]	(P)	Reading PK [dBuV]	Reading AV [dBuV]	c.f [dB(1/m)]	Level PK [dB(uV/m)]	Level AV [dB(uV/m)]	Duty Cycle Factor [dB]	Limit PK [dB(uV/m)]	Limit AV [dB(uV/m)]	Margin PK [dB]	Margin AV [dB]
5 350.96	H	59.2	-----	2.1	61.3	-----	-----	74.0	-----	12.7	-----
5 350.26	H	-----	45.1	2.1	-----	47.2	0.3	-----	54.0	-----	6.5
5 351.30	V	62.9	-----	2.1	65.0	-----	-----	74.0	-----	9.0	-----
5 350.26	V	-----	45.0	2.1	-----	47.1	0.3	-----	54.0	-----	6.6

Radiated Restricted Band Edge Plot

Worst Case Mode :	802.11ax_HE20
Worst Case Transfer Rate :	MCS 0
Distance of Measurements :	3 Meters
Operating Frequency :	5 500 MHz
Channel :	100



Frequency [MHz]	(P)	Reading PK [dBuV]	Reading AV [dBuV]	c.f [dB(1/m)]	Level PK [dB(uV/m)]	Level AV [dB(uV/m)]	Duty Cycle Factor [dB]	Limit PK [dB(uV/m)]	Limit AV [dB(uV/m)]	Margin PK [dB]	Margin AV [dB]
5 444.33	H	59.4	-----	2.0	61.4	-----	-----	74.0	-----	12.6	-----
5 458.73	H	-----	45.6	2.0	-----	47.6	0.3	-----	54.0	-----	6.1
5 442.60	V	57.2	-----	2.0	59.2	-----	-----	74.0	-----	14.8	-----
5 459.19	V	-----	45.6	2.0	-----	47.6	0.3	-----	54.0	-----	6.1

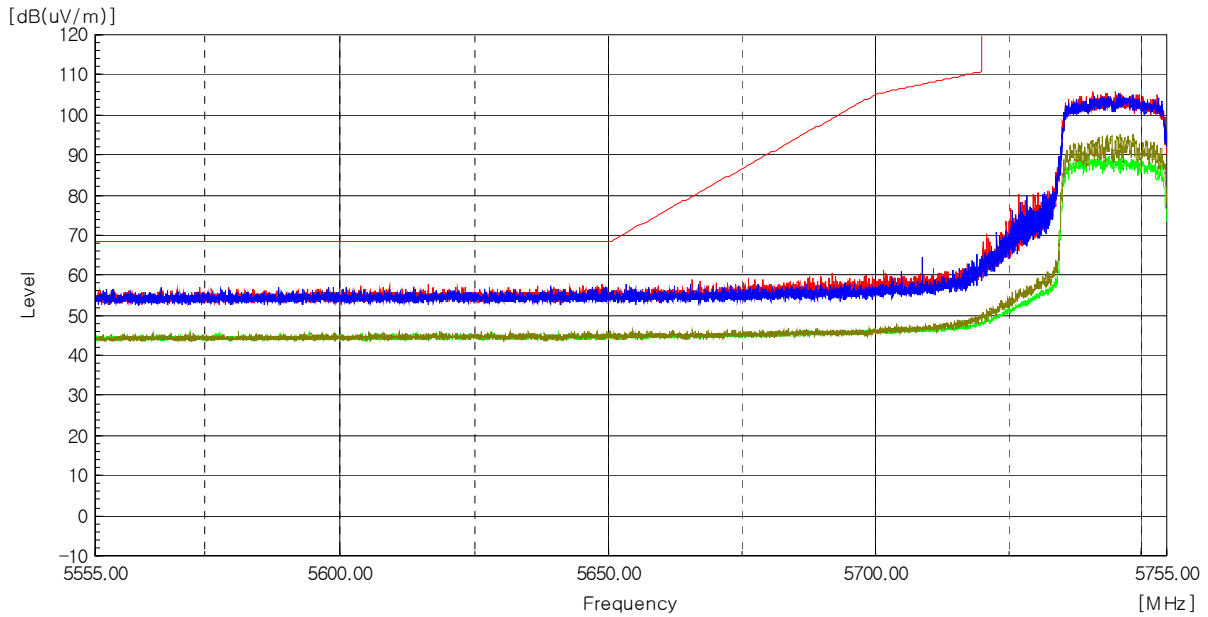
Radiated Restricted Band Edge Plot



**CTK Co., Ltd.**  
 (Ho-dong), 113, Yejik-ro, Cheoin-gu,  
 Yongin-si, Gyeonggi-do, Korea  
 Tel: +82-31-339-9970  
 Fax: +82-31-624-9501

Report No.:  
 CTK-2020-04547  
 Page (190) / (236) Pages

Worst Case Mode :	802.11ax_HE20
Worst Case Transfer Rate :	MCS 0
Distance of Measurements :	3 Meters
Operating Frequency :	5 745 MHz
Channel :	149



Frequency [MHz]	Reading PK [dBuV]	Reading AV [dBuV]	c.f [dB(1/m)]	Level PK [dB(uV/m)]	Level AV [dB(uV/m)]	Duty Cycle Factor [dB]	Limit PK [dB(uV/m)]	Limit AV [dB(uV/m)]	Margin PK [dB]	Margin AV [dB]
-----------------	-------------------	-------------------	---------------	---------------------	---------------------	------------------------	---------------------	---------------------	----------------	----------------

The emissions above 1 GHz were 20 dB lower than the limit.

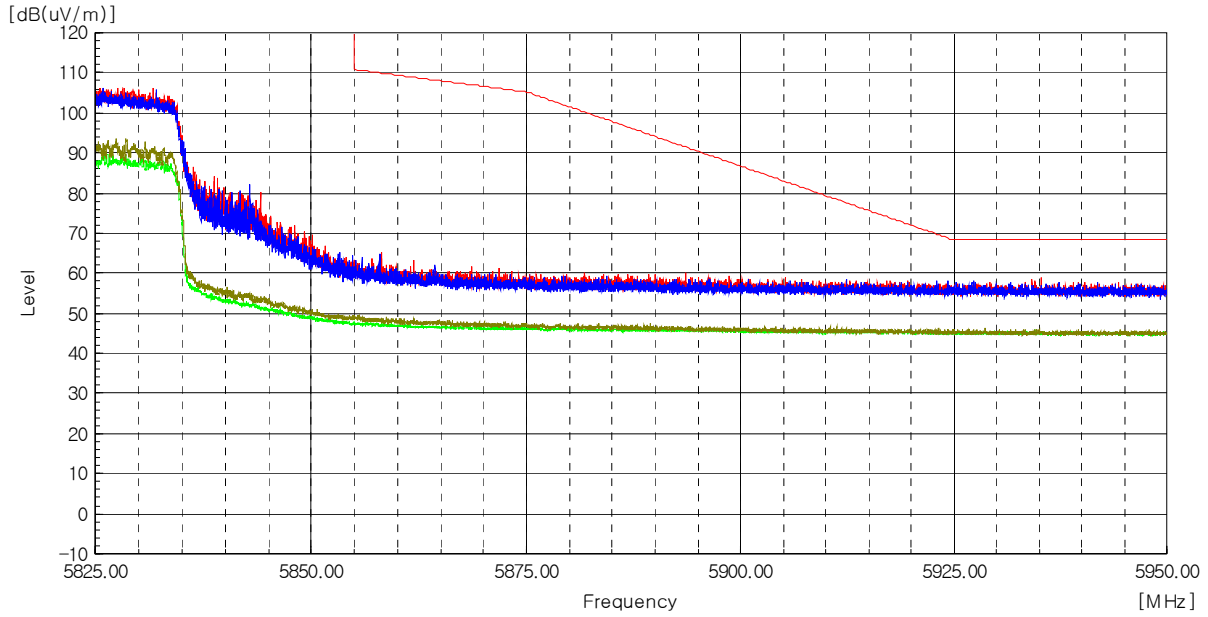
### Radiated Restricted Band Edge Plot



**CTK Co., Ltd.**  
 (Ho-dong), 113, Yejik-ro, Cheoin-gu,  
 Yongin-si, Gyeonggi-do, Korea  
 Tel: +82-31-339-9970  
 Fax: +82-31-624-9501

Report No.:  
 CTK-2020-04547  
 Page (191) / (236) Pages

Worst Case Mode :	802.11ax_HE20
Worst Case Transfer Rate :	MCS 0
Distance of Measurements :	3 Meters
Operating Frequency :	5 825 MHz
Channel :	165



Frequency [MHz]	Reading (P)	Reading PK [dBuV]	Reading AV [dBuV]	c.f [dB(1/m)]	Level PK [dB(uV/m)]	Level AV [dB(uV/m)]	Duty Cycle Factor [dB]	Limit PK [dB(uV/m)]	Limit AV [dB(uV/m)]	Margin PK [dB]	Margin AV [dB]
-----------------	-------------	-------------------	-------------------	---------------	---------------------	---------------------	------------------------	---------------------	---------------------	----------------	----------------

The emissions above 1 GHz were 20 dB lower than the limit.

### Radiated Restricted Band Edge Plot



**Test mode : Transmitter, 802.11n\_HT40**

The requirements are:

Complies

**Test Data**

**Ch.38(5 190 MHz)**

Frequency [MHz]	(P)	Reading PK [dBuV]	Reading AV [dBuV]	c.f [dB(1/m)]	Level PK [dB(uV/m)]	Level AV [dB(uV/m)]	Duty Cycle Factor [dB]	Limit PK [dB(uV/m)]	Limit AV [dB(uV/m)]	Margin PK [dB]	Margin AV [dB]
15 539.92	H	47.9	-----	11.1	59.0	-----	-----	74.0	-----	15.0	-----
15 545.66	H	-----	36.6	11.1	-----	47.7	0.3	-----	54.0	-----	6.0
15 568.60	V	51.2	-----	11.0	62.2	-----	-----	74.0	-----	11.8	-----
15 570.85	V	-----	37.3	11.0	-----	48.3	0.3	-----	54.0	-----	5.4

**Ch.46(5 230 MHz)**

Frequency [MHz]	(P)	Reading PK [dBuV]	Reading AV [dBuV]	c.f [dB(1/m)]	Level PK [dB(uV/m)]	Level AV [dB(uV/m)]	Duty Cycle Factor [dB]	Limit PK [dB(uV/m)]	Limit AV [dB(uV/m)]	Margin PK [dB]	Margin AV [dB]
10 481.71	H	46.8	-----	6.9	53.7	-----	-----	74.0	-----	20.3	-----
10 461.63	H	-----	35.1	6.9	-----	42.0	0.3	-----	54.0	-----	11.7
10 461.46	V	47.6	-----	6.9	54.5	-----	-----	74.0	-----	19.5	-----
10 465.17	V	-----	35.1	6.9	-----	42.0	0.3	-----	54.0	-----	11.7
15 711.25	H	48.4	-----	11.2	59.6	-----	-----	74.0	-----	14.4	-----
15 727.70	H	-----	36.8	11.2	-----	48.0	0.3	-----	54.0	-----	5.7
15 684.56	V	50.9	-----	11.2	62.1	-----	-----	74.0	-----	11.9	-----
15 675.34	V	-----	37.5	11.2	-----	48.7	0.3	-----	54.0	-----	5.0

**Ch.54(5 270 MHz)**

Frequency [MHz]	(P)	Reading PK [dBuV]	Reading AV [dBuV]	c.f [dB(1/m)]	Level PK [dB(uV/m)]	Level AV [dB(uV/m)]	Duty Cycle Factor [dB]	Limit PK [dB(uV/m)]	Limit AV [dB(uV/m)]	Margin PK [dB]	Margin AV [dB]
10 538.74	H	45.8	-----	7.1	52.9	-----	-----	74.0	-----	21.1	-----
10 541.44	H	-----	35.4	7.1	-----	42.5	0.3	-----	54.0	-----	11.2
10 536.55	V	49.9	-----	7.1	57.0	-----	-----	74.0	-----	17.0	-----
10 544.99	V	-----	35.2	7.1	-----	42.3	0.3	-----	54.0	-----	11.4
15 805.76	H	48.1	-----	11.2	59.3	-----	-----	74.0	-----	14.7	-----
15 776.33	H	-----	37.1	11.2	-----	48.3	0.3	-----	54.0	-----	5.4
15 802.52	V	50.7	-----	11.2	61.9	-----	-----	74.0	-----	12.1	-----
15 829.45	V	-----	38.1	11.3	-----	49.4	0.3	-----	54.0	-----	4.3



**CTK Co., Ltd.**  
 (Ho-dong), 113, Yejik-ro, Cheoin-gu,  
 Yongin-si, Gyeonggi-do, Korea  
 Tel: +82-31-339-9970  
 Fax: +82-31-624-9501

Report No.:  
 CTK-2020-04547  
 Page (193) / (236) Pages

Ch.62(5 310 MHz)

Frequency [MHz]	(P)	Reading PK [dBuV]	Reading AV [dBuV]	c.f [dB(1/m)]	Level PK [dB(uV/m)]	Level AV [dB(uV/m)]	Duty Cycle Factor [dB]	Limit PK [dB(uV/m)]	Limit AV [dB(uV/m)]	Margin PK [dB]	Margin AV [dB]
10 663.28	H	46.3	-----	7.3	53.6	-----	-----	74.0	-----	20.4	-----
10 613.67	H	-----	35.5	7.2	-----	42.7	0.3	-----	54.0	-----	11.0
10 616.88	V	49.5	-----	7.2	56.7	-----	-----	74.0	-----	17.3	-----
10 627.67	V	-----	35.7	7.2	-----	42.9	0.3	-----	54.0	-----	10.8

Ch.102(5 510 MHz)

Frequency [MHz]	(P)	Reading PK [dBuV]	Reading AV [dBuV]	c.f [dB(1/m)]	Level PK [dB(uV/m)]	Level AV [dB(uV/m)]	Duty Cycle Factor [dB]	Limit PK [dB(uV/m)]	Limit AV [dB(uV/m)]	Margin PK [dB]	Margin AV [dB]
11 034.53	H	47.1	-----	7.8	54.9	-----	-----	74.0	-----	19.1	-----
11 019.51	H	-----	36.4	7.7	-----	44.1	0.3	-----	54.0	-----	9.6
11 016.47	V	50.1	-----	7.7	57.8	-----	-----	74.0	-----	16.2	-----
11 030.65	V	-----	36.8	7.8	-----	44.6	0.3	-----	54.0	-----	9.1
16 519.22	H	47.3	-----	13.3	60.6	-----	-----	74.0	-----	13.4	-----
16 516.98	H	-----	36.2	13.3	-----	49.5	0.3	-----	54.0	-----	4.2
16 525.70	V	51.0	-----	13.3	64.3	-----	-----	74.0	-----	9.7	-----
16 524.96	V	-----	37.0	13.3	-----	50.3	0.3	-----	54.0	-----	3.4

Ch.118(5 590 MHz)

Frequency [MHz]	(P)	Reading PK [dBuV]	Reading AV [dBuV]	c.f [dB(1/m)]	Level PK [dB(uV/m)]	Level AV [dB(uV/m)]	Duty Cycle Factor [dB]	Limit PK [dB(uV/m)]	Limit AV [dB(uV/m)]	Margin PK [dB]	Margin AV [dB]
11 197.88	H	46.7	-----	7.9	54.6	-----	-----	74.0	-----	19.4	-----
11 178.47	H	-----	36.1	7.9	-----	44.0	0.3	-----	54.0	-----	9.7
11 174.26	V	48.2	-----	7.9	56.1	-----	-----	74.0	-----	17.9	-----
11 183.71	V	-----	36.3	7.9	-----	44.2	0.3	-----	54.0	-----	9.5
16 789.79	H	46.2	-----	14.3	60.5	-----	-----	74.0	-----	13.5	-----
16 795.28	H	-----	35.3	14.3	-----	49.6	0.3	-----	54.0	-----	4.1
16 770.34	V	49.5	-----	14.2	63.7	-----	-----	74.0	-----	10.3	-----
16 779.82	V	-----	35.8	14.2	-----	50.0	0.3	-----	54.0	-----	3.7

Ch.142(5 710 MHz)

Frequency [MHz]	(P)	Reading PK [dBuV]	Reading AV [dBuV]	c.f [dB(1/m)]	Level PK [dB(uV/m)]	Level AV [dB(uV/m)]	Duty Cycle Factor [dB]	Limit PK [dB(uV/m)]	Limit AV [dB(uV/m)]	Margin PK [dB]	Margin AV [dB]
11 420.29	H	47.2	-----	8.5	55.7	-----	-----	74.0	-----	18.3	-----
11 457.59	H	-----	34.9	8.5	-----	43.4	0.3	-----	54.0	-----	10.3
11 427.38	V	48.7	-----	8.5	57.2	-----	-----	74.0	-----	16.8	-----
11 422.99	V	-----	36.1	8.5	-----	44.6	0.3	-----	54.0	-----	9.1
17 133.18	V	49.2	-----	14.3	63.5	-----	-----	74.0	-----	10.5	-----
17 106.25	V	-----	35.4	14.4	-----	49.8	0.3	-----	54.0	-----	3.9

Ch.151(5 755 MHz)

Frequency [MHz]	(P)	Reading PK [dBuV]	Reading AV [dBuV]	c.f [dB(1/m)]	Level PK [dB(uV/m)]	Level AV [dB(uV/m)]	Duty Cycle Factor [dB]	Limit PK [dB(uV/m)]	Limit AV [dB(uV/m)]	Margin PK [dB]	Margin AV [dB]
11 515.81	H	47.4	-----	8.5	55.9	-----	-----	74.0	-----	18.1	-----
11 515.47	H	-----	35.8	8.5	-----	44.3	0.3	-----	54.0	-----	9.4
11 508.72	V	51.5	-----	8.5	60.0	-----	-----	74.0	-----	14.0	-----
11 510.91	V	-----	37.8	8.5	-----	46.3	0.3	-----	54.0	-----	7.4
17 273.08	V	49.5	-----	13.8	63.3	-----	-----	74.0	-----	10.7	-----
17 239.66	V	-----	35.8	14.0	-----	49.8	0.3	-----	54.0	-----	3.9

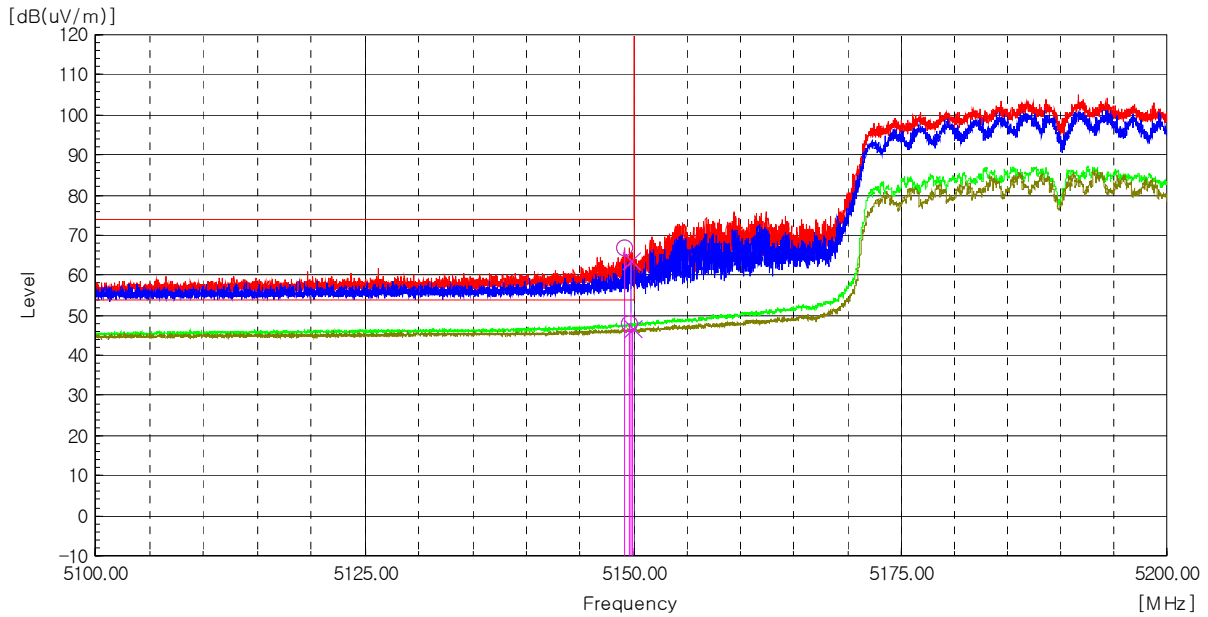
Ch.159(5 795 MHz)

Frequency [MHz]	(P)	Reading PK [dBuV]	Reading AV [dBuV]	c.f [dB(1/m)]	Level PK [dB(uV/m)]	Level AV [dB(uV/m)]	Duty Cycle Factor [dB]	Limit PK [dB(uV/m)]	Limit AV [dB(uV/m)]	Margin PK [dB]	Margin AV [dB]
11 592.76	H	47.2	-----	8.5	55.7	-----	-----	74.0	-----	18.3	-----
11 598.33	H	-----	34.6	8.5	-----	43.1	0.3	-----	54.0	-----	10.6
11 586.68	V	50.3	-----	8.5	58.8	-----	-----	74.0	-----	15.2	-----
11 593.26	V	-----	36.3	8.5	-----	44.8	0.3	-----	54.0	-----	8.9
17 369.09	H	46.9	-----	13.8	60.7	-----	-----	74.0	-----	13.3	-----
17 349.39	H	-----	35.7	13.8	-----	49.5	0.3	-----	54.0	-----	4.2
17 396.52	V	49.2	-----	13.8	63.0	-----	-----	74.0	-----	11.0	-----
17 339.91	V	-----	35.3	13.8	-----	49.1	0.3	-----	54.0	-----	4.6

**Remarks**

1. The unwanted emission was measured in the following position: EUT stand-up position(Z axis), lie-down positon(X,Y axis). The worst emission was found in lie-down positon(X axis) and the worst case was recorded.
2. Peak Result = Reading + c.f(Correction factor)  
Average Result = Reading + c.f(Correction factor) + Duty Cycle Factor
3. Correction factor = Antenna factor + Cable loss - Amp Gain

Worst Case Mode :	802.11n_HT40
Worst Case Transfer Rate :	MCS 0
Distance of Measurements :	3 Meters
Operating Frequency :	5 190 MHz
Channel :	38

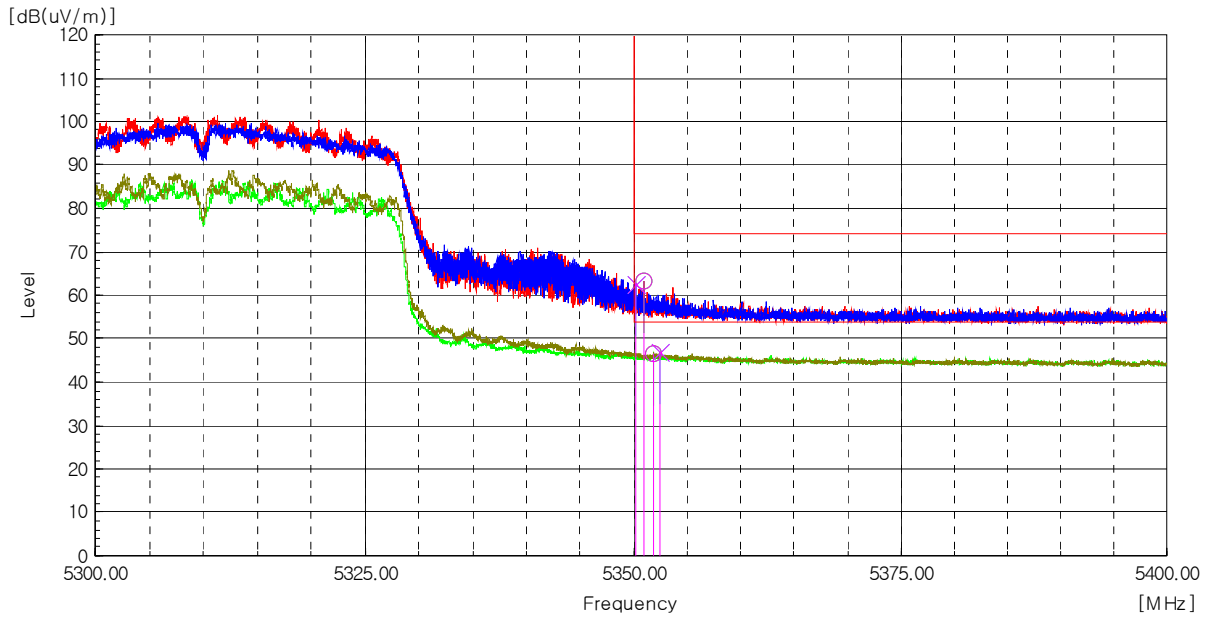


Frequency [MHz]	(P)	Reading PK [dBuV]	Reading AV [dBuV]	c.f [dB(1/m)]	Level PK [dB(uV/m)]	Level AV [dB(uV/m)]	Duty Cycle Factor [dB]	Limit PK [dB(uV/m)]	Limit AV [dB(uV/m)]	Margin PK [dB]	Margin AV [dB]
5 149.09	H	65.5	-----	1.4	66.9	-----	-----	74.0	-----	7.1	-----
5 149.56	H	-----	46.6	1.4	-----	48.0	0.3	-----	54.0	-----	5.7
5 149.69	V	62.2	-----	1.4	63.6	-----	-----	74.0	-----	10.4	-----
5 149.98	V	-----	45.2	1.4	-----	46.6	0.3	-----	54.0	-----	7.1

Radiated Restricted Band Edge Plot



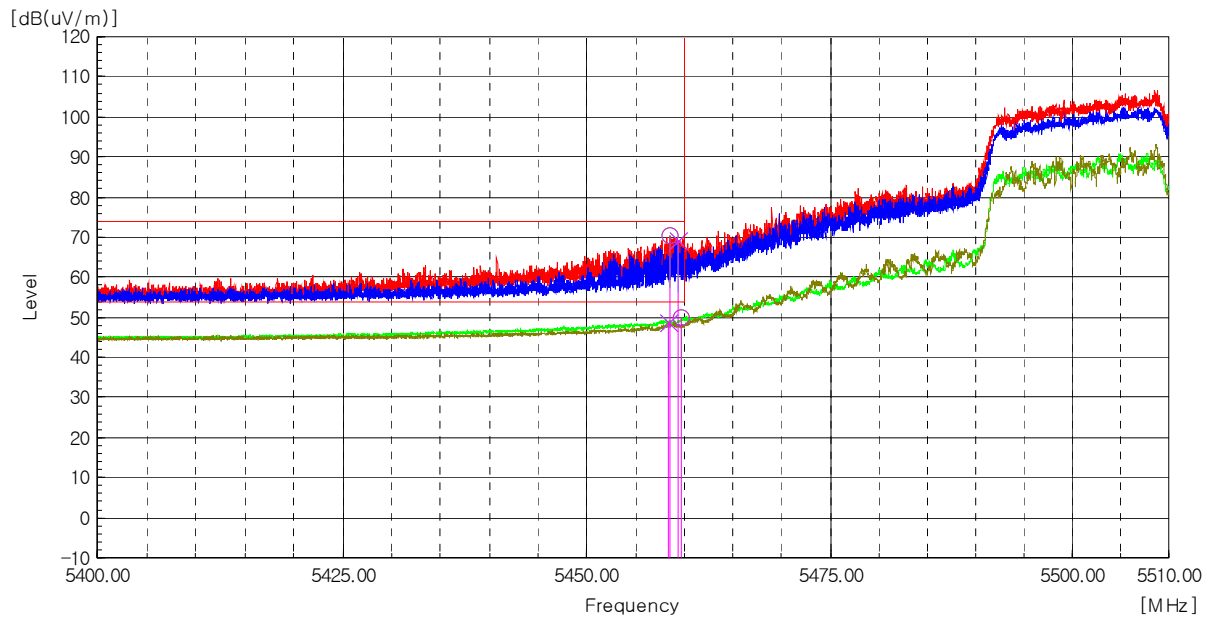
Worst Case Mode :	802.11n_HT40
Worst Case Transfer Rate :	MCS 0
Distance of Measurements :	3 Meters
Operating Frequency :	5 310 MHz
Channel :	62



Frequency [MHz]	(P)	Reading PK [dBuV]	Reading AV [dBuV]	c.f [dB(1/m)]	Level PK [dB(uV/m)]	Level AV [dB(uV/m)]	Duty Cycle Factor [dB]	Limit PK [dB(uV/m)]	Limit AV [dB(uV/m)]	Margin PK [dB]	Margin AV [dB]
5 351.03	H	61.0	-----	2.1	63.1	-----	-----	74.0	-----	10.9	-----
5 351.94	H	-----	44.3	2.1	-----	46.4	0.3	-----	54.0	-----	7.3
5 350.28	V	60.3	-----	2.1	62.4	-----	-----	74.0	-----	11.6	-----
5 352.40	V	-----	44.7	2.1	-----	46.8	0.3	-----	54.0	-----	6.9

Radiated Restricted Band Edge Plot

Worst Case Mode :	802.11n_HT40
Worst Case Transfer Rate :	MCS 0
Distance of Measurements :	3 Meters
Operating Frequency :	5 510 MHz
Channel :	102



Frequency [MHz]	(P)	Reading PK [dBuV]	Reading AV [dBuV]	c.f [dB(1/m)]	Level PK [dB(uV/m)]	Level AV [dB(uV/m)]	Duty Cycle Factor [dB]	Limit PK [dB(uV/m)]	Limit AV [dB(uV/m)]	Margin PK [dB]	Margin AV [dB]
5 458.56	H	68.2	-----	2.0	70.2	-----	-----	74.0	-----	3.8	-----
5 459.73	H	-----	47.8	2.0	-----	49.8	0.3	-----	54.0	-----	3.9
5 459.35	V	67.3	-----	2.0	69.3	-----	-----	74.0	-----	4.7	-----
5 458.29	V	-----	46.7	2.0	-----	48.7	0.3	-----	54.0	-----	5.0

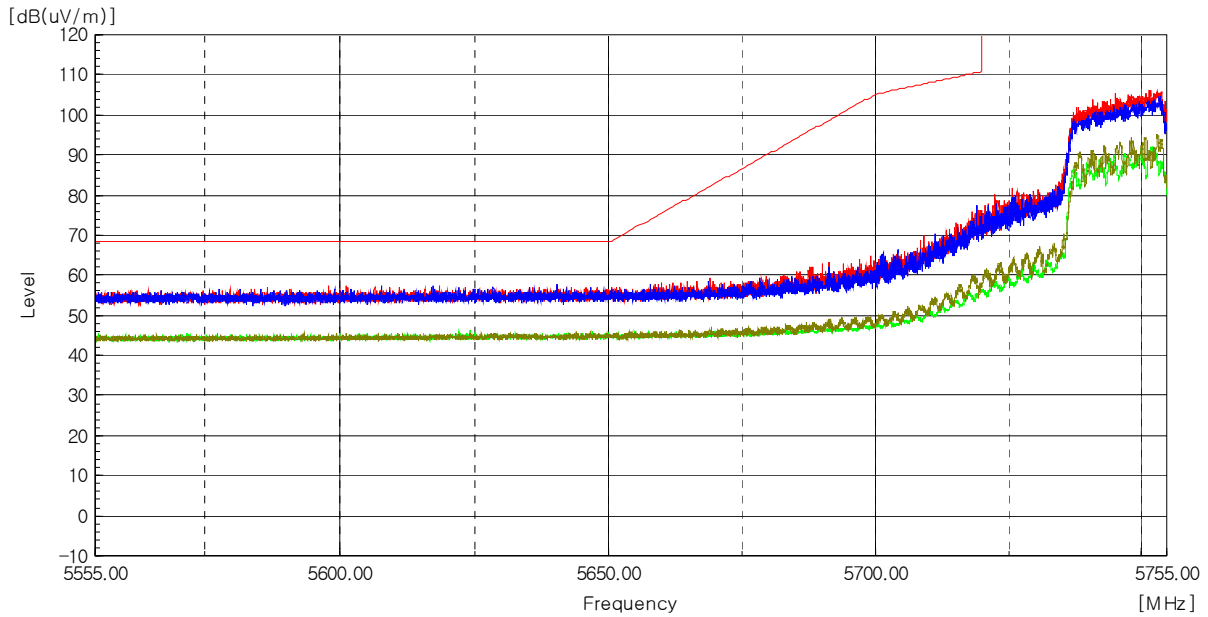
Radiated Restricted Band Edge Plot



**CTK Co., Ltd.**  
 (Ho-dong), 113, Yejik-ro, Cheoin-gu,  
 Yongin-si, Gyeonggi-do, Korea  
 Tel: +82-31-339-9970  
 Fax: +82-31-624-9501

Report No.:  
 CTK-2020-04547  
 Page (198) / (236) Pages

Worst Case Mode :	802.11n_HT40
Worst Case Transfer Rate :	MCS 0
Distance of Measurements :	3 Meters
Operating Frequency :	5 755 MHz
Channel :	151



Frequency [MHz]	(P)	Reading PK [dBuV]	Reading AV [dBuV]	c.f [dB(1/m)]	Level PK [dB(uV/m)]	Level AV [dB(uV/m)]	Duty Cycle Factor [dB]	Limit PK [dB(uV/m)]	Limit AV [dB(uV/m)]	Margin PK [dB]	Margin AV [dB]
-----------------	-----	-------------------	-------------------	---------------	---------------------	---------------------	------------------------	---------------------	---------------------	----------------	----------------

The emissions above 1 GHz were 20 dB lower than the limit.

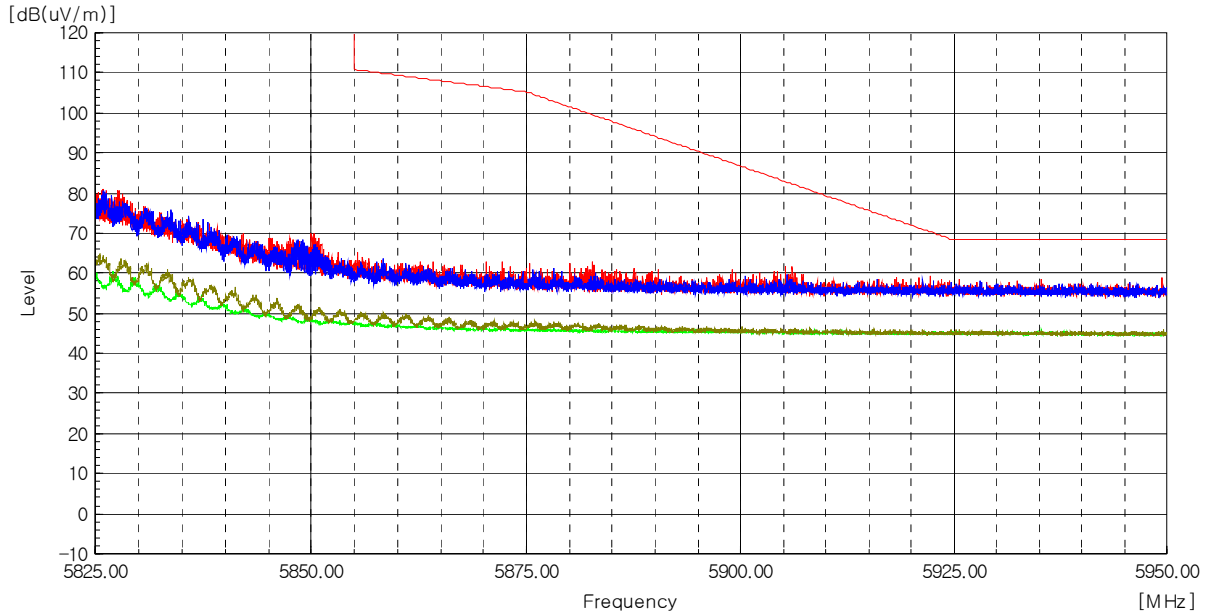
### Radiated Restricted Band Edge Plot



**CTK Co., Ltd.**  
 (Ho-dong), 113, Yejik-ro, Cheoin-gu,  
 Yongin-si, Gyeonggi-do, Korea  
 Tel: +82-31-339-9970  
 Fax: +82-31-624-9501

Report No.:  
 CTK-2020-04547  
 Page (199) / (236) Pages

Worst Case Mode :	802.11n_HT40
Worst Case Transfer Rate :	MCS 0
Distance of Measurements :	3 Meters
Operating Frequency :	5 795 MHz
Channel :	159



Frequency [MHz]	Reading (P)	Reading PK [dBuV]	Reading AV [dBuV]	c.f [dB(1/m)]	Level PK [dB(uV/m)]	Level AV [dB(uV/m)]	Duty Cycle Factor [dB]	Limit PK [dB(uV/m)]	Limit AV [dB(uV/m)]	Margin PK [dB]	Margin AV [dB]
-----------------	-------------	-------------------	-------------------	---------------	---------------------	---------------------	------------------------	---------------------	---------------------	----------------	----------------

The emissions above 1 GHz were 20 dB lower than the limit.

Radiated Restricted Band Edge Plot



**CTK Co., Ltd.**  
 (Ho-dong), 113, Yejik-ro, Cheoin-gu,  
 Yongin-si, Gyeonggi-do, Korea  
 Tel: +82-31-339-9970  
 Fax: +82-31-624-9501

Report No.:  
 CTK-2020-04547  
 Page (200) / (236) Pages

**Test mode : Transmitter, 802.11ac\_VHT40**

The requirements are:

Complies

**Test Data**

**Ch.38(5 190 MHz)**

Frequency [MHz]	(P)	Reading PK [dBuV]	Reading AV [dBuV]	c.f [dB(1/m)]	Level PK [dB(uV/m)]	Level AV [dB(uV/m)]	Duty Cycle Factor [dB]	Limit PK [dB(uV/m)]	Limit AV [dB(uV/m)]	Margin PK [dB]	Margin AV [dB]
10 380.29	V	46.9	-----	6.7	53.6	-----	-----	74.0	-----	20.4	-----
10 385.69	V	-----	35.0	6.7	-----	41.7	0.5	-----	54.0	-----	11.8
15 569.10	H	47.6	-----	11.0	58.6	-----	-----	74.0	-----	15.4	-----
15 559.13	H	-----	36.6	11.0	-----	47.6	0.5	-----	54.0	-----	5.9
15 559.88	V	50.9	-----	11.0	61.9	-----	-----	74.0	-----	12.1	-----
15 562.37	V	-----	37.0	11.0	-----	48.0	0.5	-----	54.0	-----	5.5

**Ch.46(5 230 MHz)**

Frequency [MHz]	(P)	Reading PK [dBuV]	Reading AV [dBuV]	c.f [dB(1/m)]	Level PK [dB(uV/m)]	Level AV [dB(uV/m)]	Duty Cycle Factor [dB]	Limit PK [dB(uV/m)]	Limit AV [dB(uV/m)]	Margin PK [dB]	Margin AV [dB]
10 488.12	H	46.7	-----	6.9	53.6	-----	-----	74.0	-----	20.4	-----
10 456.73	H	-----	35.1	6.9	-----	42.0	0.5	-----	54.0	-----	11.5
10 467.87	V	46.9	-----	6.9	53.8	-----	-----	74.0	-----	20.2	-----
10 461.29	V	-----	35.2	6.9	-----	42.1	0.5	-----	54.0	-----	11.4
15 671.84	H	48.1	-----	11.2	59.3	-----	-----	74.0	-----	14.7	-----
15 679.33	H	-----	36.6	11.2	-----	47.8	0.5	-----	54.0	-----	5.7
15 695.78	V	51.0	-----	11.2	62.2	-----	-----	74.0	-----	11.8	-----
15 679.08	V	-----	36.8	11.2	-----	48.0	0.5	-----	54.0	-----	5.5



**CTK Co., Ltd.**  
 (Ho-dong), 113, Yejik-ro, Cheoin-gu,  
 Yongin-si, Gyeonggi-do, Korea  
 Tel: +82-31-339-9970  
 Fax: +82-31-624-9501

Report No.:  
 CTK-2020-04547  
 Page (201) / (236) Pages

Ch.54(5 270 MHz)

Frequency [MHz]	(P)	Reading PK [dBuV]	Reading AV [dBuV]	c.f [dB(1/m)]	Level PK [dB(uV/m)]	Level AV [dB(uV/m)]	Duty Cycle Factor [dB]	Limit PK [dB(uV/m)]	Limit AV [dB(uV/m)]	Margin PK [dB]	Margin AV [dB]
10 531.99	H	46.4	-----	7.1	53.5	-----	-----	74.0	-----	20.5	-----
10 541.78	H	-----	34.9	7.1	-----	42.0	0.5	-----	54.0	-----	11.5
10 538.24	V	47.6	-----	7.1	54.7	-----	-----	74.0	-----	19.3	-----
10 546.67	V	-----	35.5	7.1	-----	42.6	0.5	-----	54.0	-----	10.9
15 860.37	H	47.6	-----	11.4	59.0	-----	-----	74.0	-----	15.0	-----
15 867.11	H	-----	37.4	11.4	-----	48.8	0.5	-----	54.0	-----	4.7
15 814.99	V	50.5	-----	11.2	61.7	-----	-----	74.0	-----	12.3	-----
15 798.03	V	-----	37.8	11.2	-----	49.0	0.5	-----	54.0	-----	4.5

Ch.62(5 310 MHz)

Frequency [MHz]	(P)	Reading PK [dBuV]	Reading AV [dBuV]	c.f [dB(1/m)]	Level PK [dB(uV/m)]	Level AV [dB(uV/m)]	Duty Cycle Factor [dB]	Limit PK [dB(uV/m)]	Limit AV [dB(uV/m)]	Margin PK [dB]	Margin AV [dB]
10 621.43	H	46.1	-----	7.2	53.3	-----	-----	74.0	-----	20.7	-----
10 623.29	H	-----	35.2	7.2	-----	42.4	0.5	-----	54.0	-----	11.1
10 627.34	V	48.5	-----	7.2	55.7	-----	-----	74.0	-----	18.3	-----
10 626.49	V	-----	35.3	7.2	-----	42.5	0.5	-----	54.0	-----	11.0

Ch.102(5 510 MHz)

Frequency [MHz]	(P)	Reading PK [dBuV]	Reading AV [dBuV]	c.f [dB(1/m)]	Level PK [dB(uV/m)]	Level AV [dB(uV/m)]	Duty Cycle Factor [dB]	Limit PK [dB(uV/m)]	Limit AV [dB(uV/m)]	Margin PK [dB]	Margin AV [dB]
11 016.47	H	47.6	-----	7.7	55.3	-----	-----	74.0	-----	18.7	-----
11 018.16	H	-----	36.5	7.7	-----	44.2	0.5	-----	54.0	-----	9.3
11 016.31	V	51.4	-----	7.7	59.1	-----	-----	74.0	-----	14.9	-----
11 020.69	V	-----	36.3	7.7	-----	44.0	0.5	-----	54.0	-----	9.5
16 528.95	H	47.1	-----	13.4	60.5	-----	-----	74.0	-----	13.5	-----
16 549.64	H	-----	35.8	13.5	-----	49.3	0.5	-----	54.0	-----	4.2
16 532.69	V	49.0	-----	13.4	62.4	-----	-----	74.0	-----	11.6	-----
16 519.72	V	-----	37.3	13.3	-----	50.6	0.5	-----	54.0	-----	2.9



**CTK Co., Ltd.**  
 (Ho-dong), 113, Yejik-ro, Cheoin-gu,  
 Yongin-si, Gyeonggi-do, Korea  
 Tel: +82-31-339-9970  
 Fax: +82-31-624-9501

Report No.:  
 CTK-2020-04547  
 Page (202) / (236) Pages

Ch.118(5 590 MHz)

Frequency [MHz]	(P)	Reading PK [dBuV]	Reading AV [dBuV]	c.f [dB(1/m)]	Level PK [dB(uV/m)]	Level AV [dB(uV/m)]	Duty Cycle Factor [dB]	Limit PK [dB(uV/m)]	Limit AV [dB(uV/m)]	Margin PK [dB]	Margin AV [dB]
11 189.44	H	46.4	-----	7.9	54.3	-----	-----	74.0	-----	19.7	-----
11 189.44	H	-----	35.6	7.9	-----	43.5	0.5	-----	54.0	-----	10.0
11 176.62	V	48.5	-----	7.9	56.4	-----	-----	74.0	-----	17.6	-----
11 190.63	V	-----	36.0	7.9	-----	43.9	0.5	-----	54.0	-----	9.6
16 762.36	V	48.8	-----	14.2	63.0	-----	-----	74.0	-----	11.0	-----
16 763.61	V	-----	35.9	14.2	-----	50.1	0.5	-----	54.0	-----	3.4

Ch.142(5 710 MHz)

Frequency [MHz]	(P)	Reading PK [dBuV]	Reading AV [dBuV]	c.f [dB(1/m)]	Level PK [dB(uV/m)]	Level AV [dB(uV/m)]	Duty Cycle Factor [dB]	Limit PK [dB(uV/m)]	Limit AV [dB(uV/m)]	Margin PK [dB]	Margin AV [dB]
11 421.14	H	46.6	-----	8.5	55.1	-----	-----	74.0	-----	18.9	-----
11 425.53	H	-----	34.9	8.5	-----	43.4	0.5	-----	54.0	-----	10.1
11 421.14	V	50.8	-----	8.5	59.3	-----	-----	74.0	-----	14.7	-----
11 419.62	V	-----	35.5	8.5	-----	44.0	0.5	-----	54.0	-----	9.5
17 134.93	V	48.4	-----	14.2	62.6	-----	-----	74.0	-----	11.4	-----
17 112.23	V	-----	35.2	14.3	-----	49.5	0.5	-----	54.0	-----	4.0

Ch.151(5 755 MHz)

Frequency [MHz]	(P)	Reading PK [dBuV]	Reading AV [dBuV]	c.f [dB(1/m)]	Level PK [dB(uV/m)]	Level AV [dB(uV/m)]	Duty Cycle Factor [dB]	Limit PK [dB(uV/m)]	Limit AV [dB(uV/m)]	Margin PK [dB]	Margin AV [dB]
11 516.65	H	47.6	-----	8.5	56.1	-----	-----	74.0	-----	17.9	-----
11 510.07	H	-----	35.6	8.5	-----	44.1	0.5	-----	54.0	-----	9.4
11 506.36	V	51.5	-----	8.5	60.0	-----	-----	74.0	-----	14.0	-----
11 517.16	V	-----	37.2	8.5	-----	45.7	0.5	-----	54.0	-----	7.8
17 267.10	V	49.1	-----	13.9	63.0	-----	-----	74.0	-----	11.0	-----
17 222.46	V	-----	35.3	14.1	-----	49.4	0.5	-----	54.0	-----	4.1



**CTK Co., Ltd.**  
 (Ho-dong), 113, Yejik-ro, Cheoin-gu,  
 Yongin-si, Gyeonggi-do, Korea  
 Tel: +82-31-339-9970  
 Fax: +82-31-624-9501

Report No.:  
 CTK-2020-04547  
 Page (203) / (236) Pages

Ch.159(5 795 MHz)

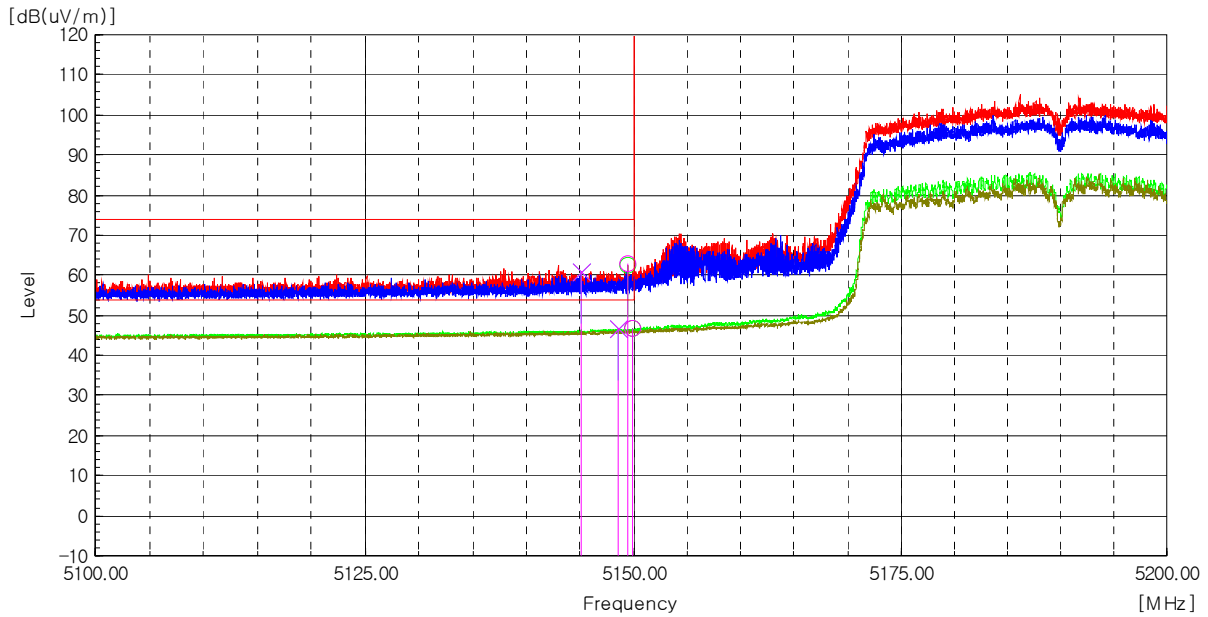
Frequency [MHz]	(P)	Reading PK [dBuV]	Reading AV [dBuV]	c.f [dB(1/m)]	Level PK [dB(uV/m)]	Level AV [dB(uV/m)]	Duty Cycle Factor [dB]	Limit PK [dB(uV/m)]	Limit AV [dB(uV/m)]	Margin PK [dB]	Margin AV [dB]
11 583.47	H	46.9	-----	8.5	55.4	-----	-----	74.0	-----	18.6	-----
11 599.51	H	-----	35.0	8.5	-----	43.5	0.5	-----	54.0	-----	10.0
11 586.17	V	50.6	-----	8.5	59.1	-----	-----	74.0	-----	14.9	-----
11 600.86	V	-----	36.5	8.5	-----	45.0	0.5	-----	54.0	-----	8.5
17 378.07	V	48.1	-----	13.8	61.9	-----	-----	74.0	-----	12.1	-----
17 394.28	V	-----	35.9	13.8	-----	49.7	0.5	-----	54.0	-----	3.8

**Remarks**

1. The unwanted emission was measured in the following position: EUT stand-up position(Z axis), lie-down positon(X,Y axis). The worst emission was found in lie-down positon(X axis) and the worst case was recorded.
2. Peak Result = Reading + c.f(Correction factor)  
 Average Result = Reading + c.f(Correction factor) + Duty Cycle Factor
3. Correction factor = Antenna factor + Cable loss - Amp Gain



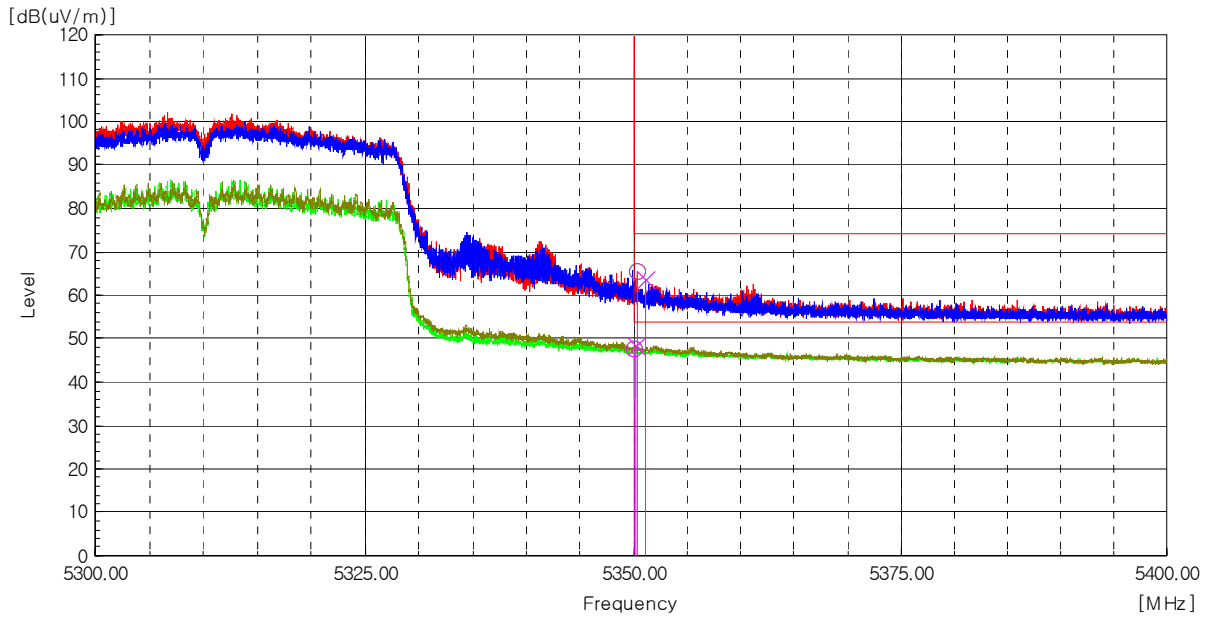
Worst Case Mode :	802.11ac_VHT40
Worst Case Transfer Rate :	MNSS 0
Distance of Measurements :	3 Meters
Operating Frequency :	5 190 MHz
Channel :	38



Frequency [MHz]	(P)	Reading PK [dBuV]	Reading AV [dBuV]	c.f [dB(1/m)]	Level PK [dB(uV/m)]	Level AV [dB(uV/m)]	Duty Cycle Factor [dB]	Limit PK [dB(uV/m)]	Limit AV [dB(uV/m)]	Margin PK [dB]	Margin AV [dB]
5 149.44	H	61.3	-----	1.4	62.7	-----	-----	74.0	-----	11.3	-----
5 149.89	H	-----	45.2	1.4	-----	46.6	0.5	-----	54.0	-----	6.9
5 145.09	V	59.5	-----	1.4	60.9	-----	-----	74.0	-----	13.1	-----
5 148.53	V	-----	45.2	1.4	-----	46.6	0.5	-----	54.0	-----	6.9

Radiated Restricted Band Edge Plot

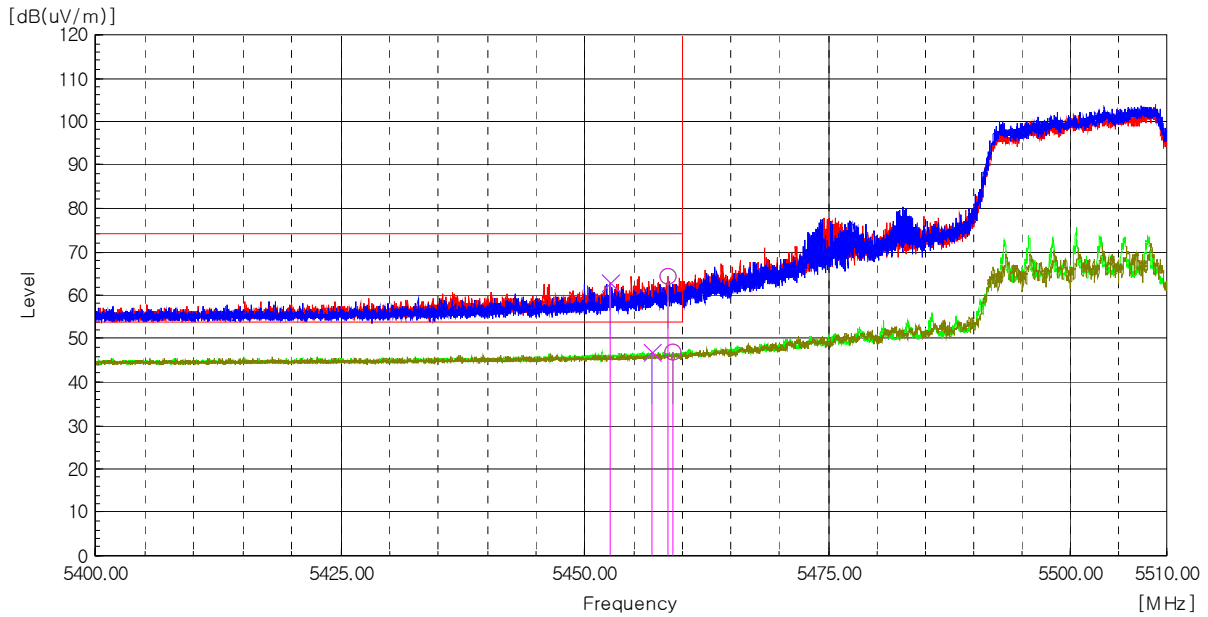
Worst Case Mode :	802.11ac_VHT40
Worst Case Transfer Rate :	MNSS 0
Distance of Measurements :	3 Meters
Operating Frequency :	5 310 MHz
Channel :	62



Frequency [MHz]	(P)	Reading PK [dBuV]	Reading AV [dBuV]	c.f [dB(1/m)]	Level PK [dB(uV/m)]	Level AV [dB(uV/m)]	Duty Cycle Factor [dB]	Limit PK [dB(uV/m)]	Limit AV [dB(uV/m)]	Margin PK [dB]	Margin AV [dB]
5 350.35	H	63.2	-----	2.1	65.3	-----	-----	74.0	-----	8.7	-----
5 350.09	H	-----	45.5	2.1	-----	47.6	0.5	-----	54.0	-----	5.9
5 351.13	V	61.4	-----	2.1	63.5	-----	-----	74.0	-----	10.5	-----
5 350.18	V	-----	46.4	2.1	-----	48.5	0.5	-----	54.0	-----	5.0

Radiated Restricted Band Edge Plot

Worst Case Mode :	802.11ac_VHT40
Worst Case Transfer Rate :	MNSS 0
Distance of Measurements :	3 Meters
Operating Frequency :	5 510 MHz
Channel :	102



Frequency [MHz]	(P)	Reading PK [dBuV]	Reading AV [dBuV]	c.f [dB(1/m)]	Level PK [dB(uV/m)]	Level AV [dB(uV/m)]	Duty Cycle Factor [dB]	Limit PK [dB(uV/m)]	Limit AV [dB(uV/m)]	Margin PK [dB]	Margin AV [dB]
5 458.59	H	62.5	-----	2.0	64.5	-----	-----	74.0	-----	9.5	-----
5 459.02	H	-----	45.0	2.0	-----	47.0	0.5	-----	54.0	-----	6.5
5 452.51	V	61.0	-----	2.0	63.0	-----	-----	74.0	-----	11.0	-----
5 456.83	V	-----	44.9	2.0	-----	46.9	0.5	-----	54.0	-----	6.6

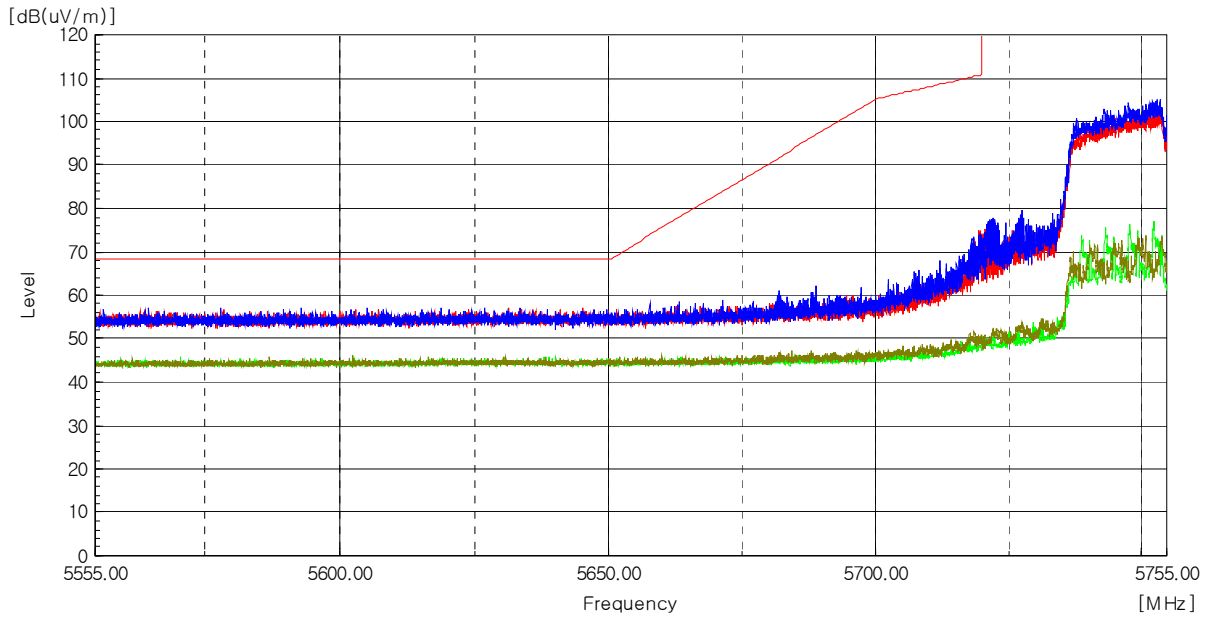
Radiated Restricted Band Edge Plot



**CTK Co., Ltd.**  
 (Ho-dong), 113, Yejik-ro, Cheoin-gu,  
 Yongin-si, Gyeonggi-do, Korea  
 Tel: +82-31-339-9970  
 Fax: +82-31-624-9501

Report No.:  
 CTK-2020-04547  
 Page (207) / (236) Pages

Worst Case Mode :	802.11ac_VHT40
Worst Case Transfer Rate :	MNSS 0
Distance of Measurements :	3 Meters
Operating Frequency :	5 755 MHz
Channel :	151



Frequency [MHz]	(P)	Reading PK [dBuV]	Reading AV [dBuV]	c.f [dB(1/m)]	Level PK [dB(uV/m)]	Level AV [dB(uV/m)]	Duty Cycle Factor [dB]	Limit PK [dB(uV/m)]	Limit AV [dB(uV/m)]	Margin PK [dB]	Margin AV [dB]
-----------------	-----	-------------------	-------------------	---------------	---------------------	---------------------	------------------------	---------------------	---------------------	----------------	----------------

The emissions above 1 GHz were 20 dB lower than the limit.

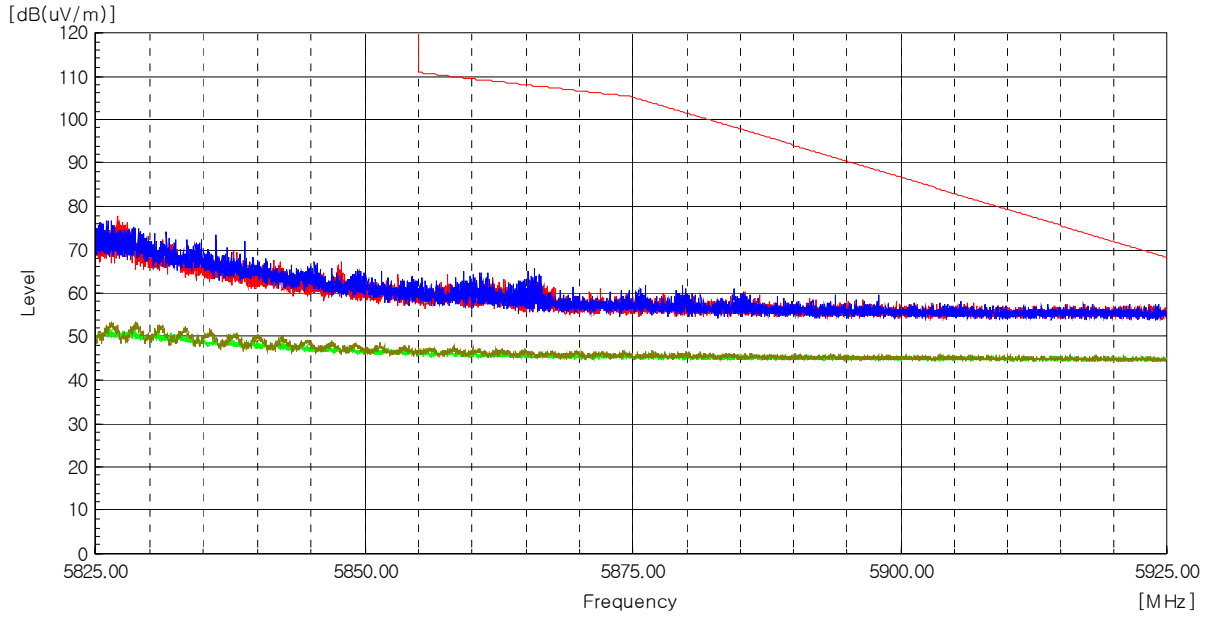
### Radiated Restricted Band Edge Plot



**CTK Co., Ltd.**  
 (Ho-dong), 113, Yejik-ro, Cheoin-gu,  
 Yongin-si, Gyeonggi-do, Korea  
 Tel: +82-31-339-9970  
 Fax: +82-31-624-9501

Report No.:  
 CTK-2020-04547  
 Page (208) / (236) Pages

Worst Case Mode :	802.11ac_VHT40
Worst Case Transfer Rate :	MNSS 0
Distance of Measurements :	3 Meters
Operating Frequency :	5 795 MHz
Channel :	159



Frequency [MHz]	(P)	Reading PK [dBuV]	Reading AV [dBuV]	c.f [dB(1/m)]	Level PK [dB(uV/m)]	Level AV [dB(uV/m)]	Duty Cycle Factor [dB]	Limit PK [dB(uV/m)]	Limit AV [dB(uV/m)]	Margin PK [dB]	Margin AV [dB]
-----------------	-----	-------------------	-------------------	---------------	---------------------	---------------------	------------------------	---------------------	---------------------	----------------	----------------

The emissions above 1 GHz were 20 dB lower than the limit.

### Radiated Restricted Band Edge Plot



**CTK Co., Ltd.**  
 (Ho-dong), 113, Yejik-ro, Cheoin-gu,  
 Yongin-si, Gyeonggi-do, Korea  
 Tel: +82-31-339-9970  
 Fax: +82-31-624-9501

Report No.:  
 CTK-2020-04547  
 Page (209) / (236) Pages

**Test mode : Transmitter, 802.11ax\_HE40**

The requirements are:

Complies

**Test Data**

**Ch.38(5 190 MHz)**

Frequency [MHz]	(P)	Reading PK [dBuV]	Reading AV [dBuV]	c.f [dB(1/m)]	Level PK [dB(uV/m)]	Level AV [dB(uV/m)]	Duty Cycle Factor [dB]	Limit PK [dB(uV/m)]	Limit AV [dB(uV/m)]	Margin PK [dB]	Margin AV [dB]
15 584.56	H	47.6	-----	11.0	58.6	-----	-----	74.0	-----	15.4	-----
15 574.84	H	-----	36.4	11.0	-----	47.4	0.5	-----	54.0	-----	6.1
15 574.09	V	50.6	-----	11.0	61.6	-----	-----	74.0	-----	12.4	-----
15 561.12	V	-----	37.8	11.0	-----	48.8	0.5	-----	54.0	-----	4.7

**Ch.46(5 230 MHz)**

Frequency [MHz]	(P)	Reading PK [dBuV]	Reading AV [dBuV]	c.f [dB(1/m)]	Level PK [dB(uV/m)]	Level AV [dB(uV/m)]	Duty Cycle Factor [dB]	Limit PK [dB(uV/m)]	Limit AV [dB(uV/m)]	Margin PK [dB]	Margin AV [dB]
15 671.59	H	47.5	-----	11.2	58.7	-----	-----	74.0	-----	15.3	-----
15 659.87	H	-----	37.0	11.2	-----	48.2	0.5	-----	54.0	-----	5.3
15 686.31	V	50.7	-----	11.2	61.9	-----	-----	74.0	-----	12.1	-----
15 695.29	V	-----	37.6	11.2	-----	48.8	0.5	-----	54.0	-----	4.7

**Ch.54(5 270 MHz)**

Frequency [MHz]	(P)	Reading PK [dBuV]	Reading AV [dBuV]	c.f [dB(1/m)]	Level PK [dB(uV/m)]	Level AV [dB(uV/m)]	Duty Cycle Factor [dB]	Limit PK [dB(uV/m)]	Limit AV [dB(uV/m)]	Margin PK [dB]	Margin AV [dB]
10 546.00	H	45.8	-----	7.1	52.9	-----	-----	74.0	-----	21.1	-----
10 538.74	H	-----	35.9	7.1	-----	43.0	0.5	-----	54.0	-----	10.5
10 547.01	V	48.6	-----	7.1	55.7	-----	-----	74.0	-----	18.3	-----
10 555.28	V	-----	34.9	7.1	-----	42.0	0.5	-----	54.0	-----	11.5
15 883.56	H	48.0	-----	11.5	59.5	-----	-----	74.0	-----	14.5	-----
15 872.34	H	-----	36.6	11.4	-----	48.0	0.5	-----	54.0	-----	5.5
15 806.76	V	51.1	-----	11.2	62.3	-----	-----	74.0	-----	11.7	-----
15 812.99	V	-----	37.8	11.2	-----	49.0	0.5	-----	54.0	-----	4.5

Ch.62(5 310 MHz)

Frequency [MHz]	(P)	Reading PK [dBuV]	Reading AV [dBuV]	c.f [dB(1/m)]	Level PK [dB(uV/m)]	Level AV [dB(uV/m)]	Duty Cycle Factor [dB]	Limit PK [dB(uV/m)]	Limit AV [dB(uV/m)]	Margin PK [dB]	Margin AV [dB]
10 634.09	H	46.5	-----	7.2	53.7	-----	-----	74.0	-----	20.3	-----
10 616.71	H	-----	35.3	7.2	-----	42.5	0.5	-----	54.0	-----	11.0
10 627.34	V	48.6	-----	7.2	55.8	-----	-----	74.0	-----	18.2	-----
10 628.01	V	-----	35.2	7.2	-----	42.4	0.5	-----	54.0	-----	11.1

Ch.102(5 510 MHz)

Frequency [MHz]	(P)	Reading PK [dBuV]	Reading AV [dBuV]	c.f [dB(1/m)]	Level PK [dB(uV/m)]	Level AV [dB(uV/m)]	Duty Cycle Factor [dB]	Limit PK [dB(uV/m)]	Limit AV [dB(uV/m)]	Margin PK [dB]	Margin AV [dB]
11 018.67	H	48.1	-----	7.7	55.8	-----	-----	74.0	-----	18.2	-----
11 014.45	H	-----	35.9	7.7	-----	43.6	0.5	-----	54.0	-----	9.9
11 028.96	V	49.0	-----	7.8	56.8	-----	-----	74.0	-----	17.2	-----
11 027.61	V	-----	36.8	7.7	-----	44.5	0.5	-----	54.0	-----	9.0
16 539.92	H	47.8	-----	13.4	61.2	-----	-----	74.0	-----	12.8	-----
16 534.18	H	-----	36.1	13.4	-----	49.5	0.5	-----	54.0	-----	4.0
16 525.70	V	49.9	-----	13.3	63.2	-----	-----	74.0	-----	10.8	-----
16 639.17	V	-----	35.8	13.9	-----	49.7	0.5	-----	54.0	-----	3.8

Ch.118(5 590 MHz)

Frequency [MHz]	(P)	Reading PK [dBuV]	Reading AV [dBuV]	c.f [dB(1/m)]	Level PK [dB(uV/m)]	Level AV [dB(uV/m)]	Duty Cycle Factor [dB]	Limit PK [dB(uV/m)]	Limit AV [dB(uV/m)]	Margin PK [dB]	Margin AV [dB]
11 197.21	H	46.4	-----	7.9	54.3	-----	-----	74.0	-----	19.7	-----
11 189.61	H	-----	35.2	7.9	-----	43.1	0.5	-----	54.0	-----	10.4
11 187.25	V	47.8	-----	7.9	55.7	-----	-----	74.0	-----	18.3	-----
11 192.82	V	-----	35.6	7.9	-----	43.5	0.5	-----	54.0	-----	10.0
16 839.67	H	46.1	-----	14.4	60.5	-----	-----	74.0	-----	13.5	-----
16 838.92	H	-----	35.3	14.4	-----	49.7	0.5	-----	54.0	-----	3.8
16 772.84	V	50.6	-----	14.2	64.8	-----	-----	74.0	-----	9.2	-----
16 798.77	V	-----	35.2	14.3	-----	49.5	0.5	-----	54.0	-----	4.0

Ch.142(5 710 MHz)

Frequency [MHz]	(P)	Reading PK [dBuV]	Reading AV [dBuV]	c.f [dB(1/m)]	Level PK [dB(uV/m)]	Level AV [dB(uV/m)]	Duty Cycle Factor [dB]	Limit PK [dB(uV/m)]	Limit AV [dB(uV/m)]	Margin PK [dB]	Margin AV [dB]
11 425.69	H	46.3	-----	8.5	54.8	-----	-----	74.0	-----	19.2	-----
11 421.98	H	-----	34.9	8.5	-----	43.4	0.5	-----	54.0	-----	10.1
11 415.91	V	49.6	-----	8.5	58.1	-----	-----	74.0	-----	15.9	-----
11 427.38	V	-----	35.8	8.5	-----	44.3	0.5	-----	54.0	-----	9.2

Ch.151(5 755 MHz)

Frequency [MHz]	(P)	Reading PK [dBuV]	Reading AV [dBuV]	c.f [dB(1/m)]	Level PK [dB(uV/m)]	Level AV [dB(uV/m)]	Duty Cycle Factor [dB]	Limit PK [dB(uV/m)]	Limit AV [dB(uV/m)]	Margin PK [dB]	Margin AV [dB]
11 479.36	H	47.8	-----	8.5	56.3	-----	-----	74.0	-----	17.7	-----
11 505.51	H	-----	35.4	8.5	-----	43.9	0.5	-----	54.0	-----	9.6
11 517.33	V	49.4	-----	8.5	57.9	-----	-----	74.0	-----	16.1	-----
11 511.42	V	-----	35.8	8.5	-----	44.3	0.5	-----	54.0	-----	9.2
17 226.20	H	45.8	-----	14.1	59.9	-----	-----	74.0	-----	14.1	-----
17 221.71	H	-----	34.5	14.1	-----	48.6	0.5	-----	54.0	-----	4.9
17 255.13	V	48.9	-----	13.9	62.8	-----	-----	74.0	-----	11.2	-----
17 275.58	V	-----	34.7	13.8	-----	48.5	0.5	-----	54.0	-----	5.0

Ch.159(5 795 MHz)

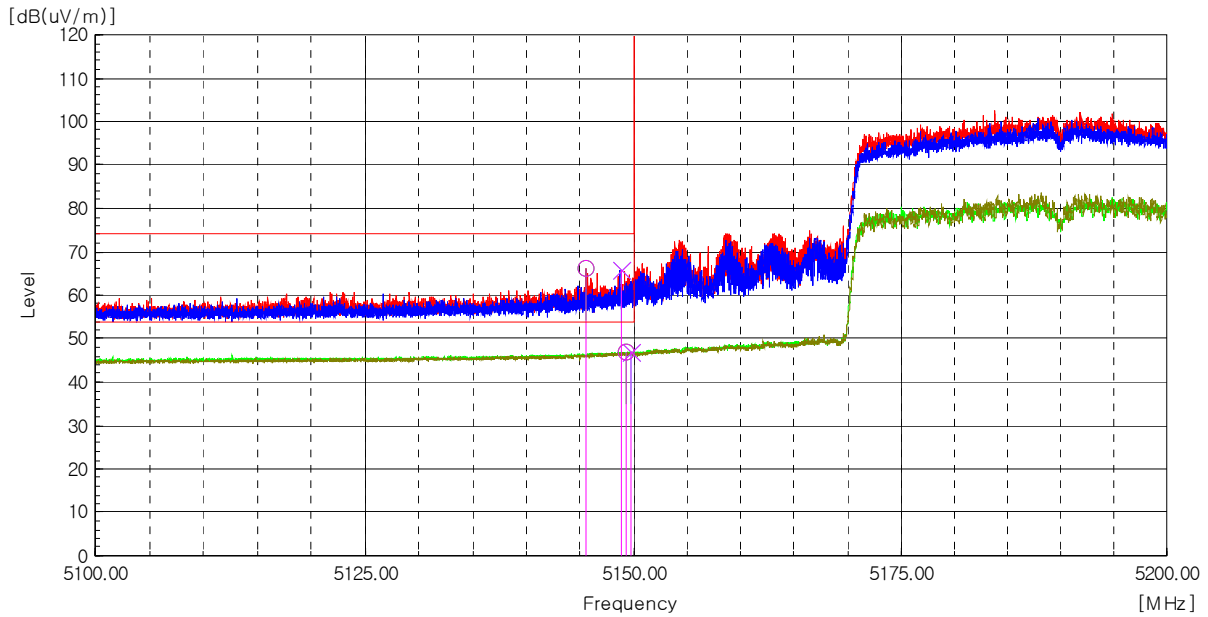
Frequency [MHz]	(P)	Reading PK [dBuV]	Reading AV [dBuV]	c.f [dB(1/m)]	Level PK [dB(uV/m)]	Level AV [dB(uV/m)]	Duty Cycle Factor [dB]	Limit PK [dB(uV/m)]	Limit AV [dB(uV/m)]	Margin PK [dB]	Margin AV [dB]
11 606.26	H	46.2	-----	8.5	54.7	-----	-----	74.0	-----	19.3	-----
11 595.12	H	-----	35.2	8.5	-----	43.7	0.5	-----	54.0	-----	9.8
11 586.68	V	50.6	-----	8.5	59.1	-----	-----	74.0	-----	14.9	-----
11 590.56	V	-----	35.6	8.5	-----	44.1	0.5	-----	54.0	-----	9.4
17 374.83	H	46.0	-----	13.8	59.8	-----	-----	74.0	-----	14.2	-----
17 333.18	H	-----	35.2	13.7	-----	48.9	0.5	-----	54.0	-----	4.6
17 386.55	V	47.8	-----	13.8	61.6	-----	-----	74.0	-----	12.4	-----
17 348.64	V	-----	34.6	13.8	-----	48.4	0.5	-----	54.0	-----	5.1

**Remarks**

1. The unwanted emission was measured in the following position: EUT stand-up position(Z axis), lie-down positon(X,Y axis). The worst emission was found in lie-down positon(X axis) and the worst case was recorded.
2. Peak Result = Reading + c.f(Correction factor)  
Average Result = Reading + c.f(Correction factor) + Duty Cycle Factor
3. Correction factor = Antenna factor + Cable loss - Amp Gain



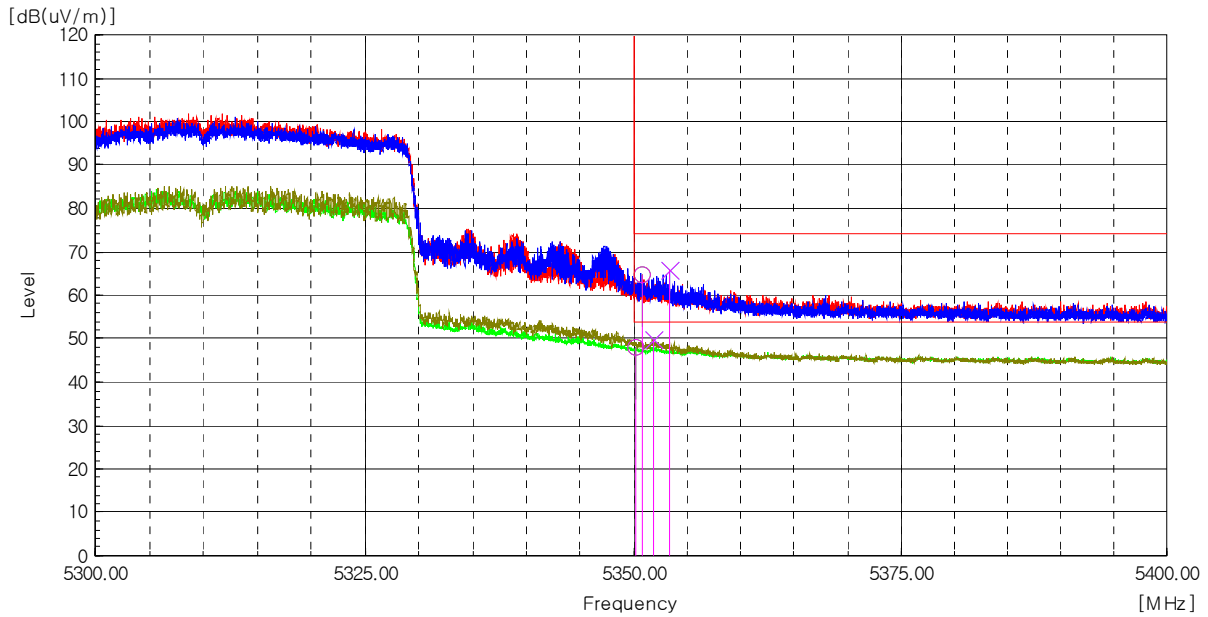
Worst Case Mode :	802.11ax_HE40
Worst Case Transfer Rate :	MCS 0
Distance of Measurements :	3 Meters
Operating Frequency :	5 190 MHz
Channel :	38



Frequency [MHz]	(P)	Reading PK [dBuV]	Reading AV [dBuV]	c.f [dB(1/m)]	Level PK [dB(uV/m)]	Level AV [dB(uV/m)]	Duty Cycle Factor [dB]	Limit PK [dB(uV/m)]	Limit AV [dB(uV/m)]	Margin PK [dB]	Margin AV [dB]
5 145.60	H	64.7	-----	1.4	66.1	-----	-----	74.0	-----	7.9	-----
5 149.33	H	-----	45.6	1.4	-----	47.0	0.5	-----	54.0	-----	6.5
5 148.80	V	64.4	-----	1.4	65.8	-----	-----	74.0	-----	8.2	-----
5 149.69	V	-----	45.4	1.4	-----	46.8	0.5	-----	54.0	-----	6.7

Radiated Restricted Band Edge Plot

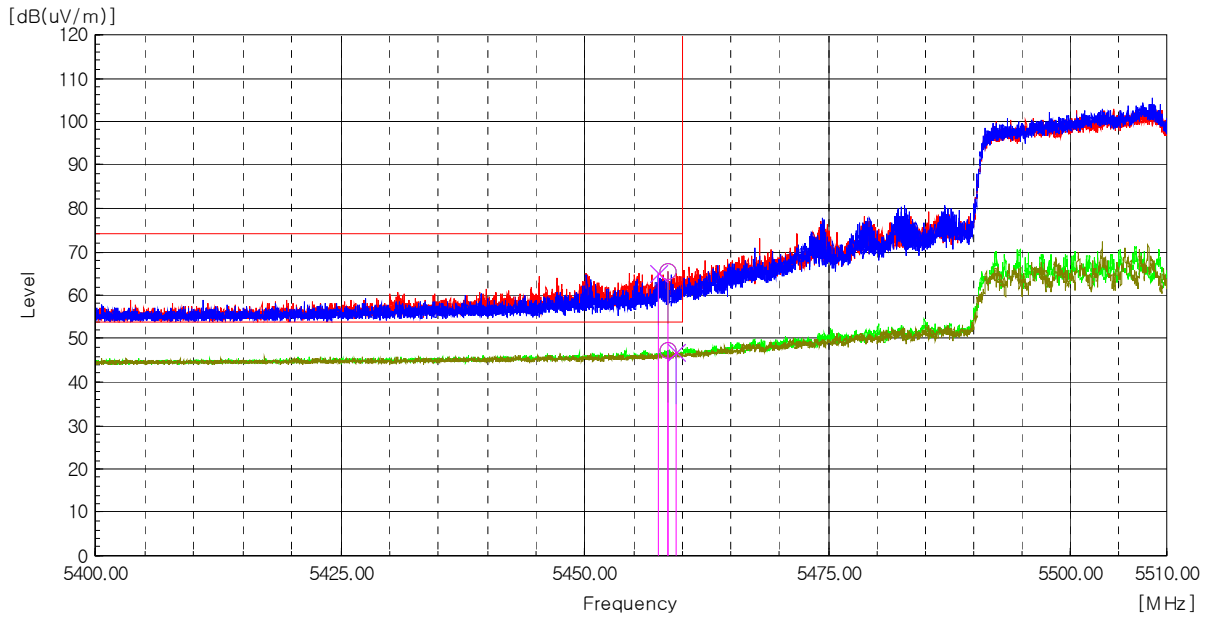
Worst Case Mode :	802.11ax_HE40
Worst Case Transfer Rate :	MCS 0
Distance of Measurements :	3 Meters
Operating Frequency :	5 310 MHz
Channel :	62



Frequency [MHz]	(P)	Reading PK [dBuV]	Reading AV [dBuV]	c.f [dB(1/m)]	Level PK [dB(uV/m)]	Level AV [dB(uV/m)]	Duty Cycle Factor [dB]	Limit PK [dB(uV/m)]	Limit AV [dB(uV/m)]	Margin PK [dB]	Margin AV [dB]
5 350.81	H	62.6	-----	2.1	64.7	-----	-----	74.0	-----	9.3	-----
5 350.26	H	-----	46.0	2.1	-----	48.1	0.5	-----	54.0	-----	5.4
5 353.41	V	63.6	-----	2.1	65.7	-----	-----	74.0	-----	8.3	-----
5 351.83	V	-----	47.8	2.1	-----	49.9	0.5	-----	54.0	-----	3.6

Radiated Restricted Band Edge Plot

Worst Case Mode :	802.11ax_HE40
Worst Case Transfer Rate :	MCS 0
Distance of Measurements :	3 Meters
Operating Frequency :	5 510 MHz
Channel :	102



Frequency [MHz]	(P)	Reading PK [dBuV]	Reading AV [dBuV]	c.f [dB(1/m)]	Level PK [dB(uV/m)]	Level AV [dB(uV/m)]	Duty Cycle Factor [dB]	Limit PK [dB(uV/m)]	Limit AV [dB(uV/m)]	Margin PK [dB]	Margin AV [dB]
5 458.51	H	63.6	-----	2.0	65.6	-----	-----	74.0	-----	8.4	-----
5 458.48	H	-----	45.4	2.0	-----	47.4	0.5	-----	54.0	-----	6.1
5 457.50	V	63.1	-----	2.0	65.1	-----	-----	74.0	-----	8.9	-----
5 459.41	V	-----	44.9	2.0	-----	46.9	0.5	-----	54.0	-----	6.6

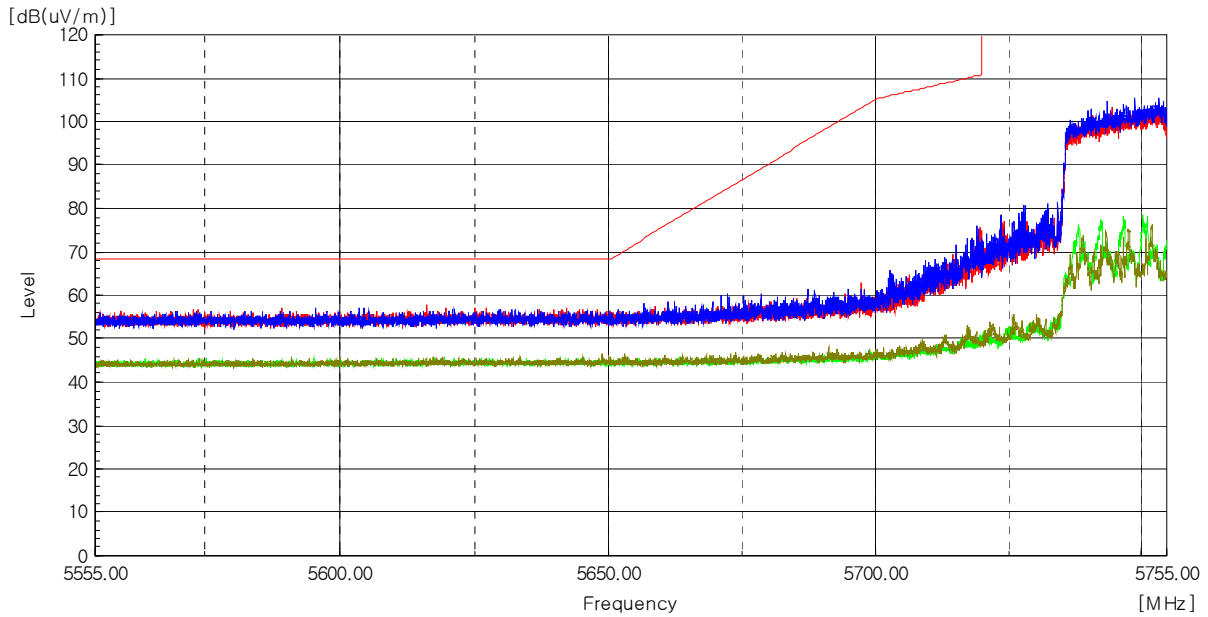
Radiated Restricted Band Edge Plot



**CTK Co., Ltd.**  
 (Ho-dong), 113, Yejik-ro, Cheoin-gu,  
 Yongin-si, Gyeonggi-do, Korea  
 Tel: +82-31-339-9970  
 Fax: +82-31-624-9501

Report No.:  
 CTK-2020-04547  
 Page (215) / (236) Pages

Worst Case Mode :	802.11ax_HE40
Worst Case Transfer Rate :	MCS 0
Distance of Measurements :	3 Meters
Operating Frequency :	5 755 MHz
Channel :	151



Frequency [MHz]	Reading (P)	Reading PK [dBuV]	Reading AV [dBuV]	c.f [dB(1/m)]	Level PK [dB(uV/m)]	Level AV [dB(uV/m)]	Duty Cycle Factor [dB]	Limit PK [dB(uV/m)]	Limit AV [dB(uV/m)]	Margin PK [dB]	Margin AV [dB]
-----------------	-------------	-------------------	-------------------	---------------	---------------------	---------------------	------------------------	---------------------	---------------------	----------------	----------------

The emissions above 1 GHz were 20 dB lower than the limit.

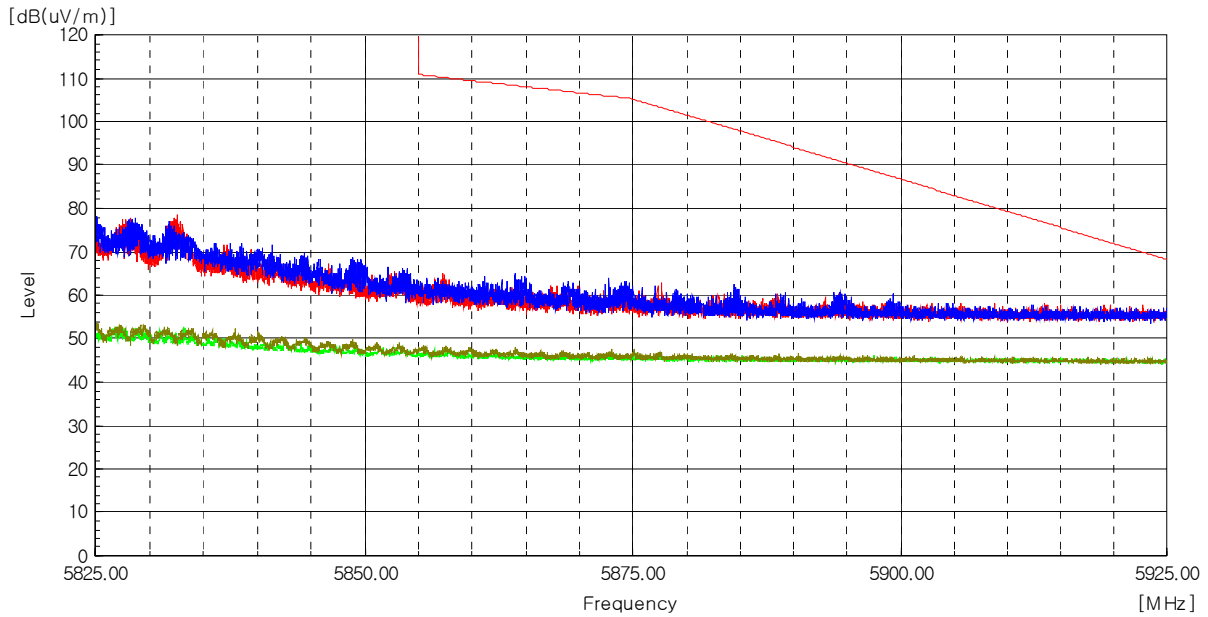
### Radiated Restricted Band Edge Plot



**CTK Co., Ltd.**  
 (Ho-dong), 113, Yejik-ro, Cheoin-gu,  
 Yongin-si, Gyeonggi-do, Korea  
 Tel: +82-31-339-9970  
 Fax: +82-31-624-9501

Report No.:  
 CTK-2020-04547  
 Page (216) / (236) Pages

Worst Case Mode :	802.11ax_HE40
Worst Case Transfer Rate :	MCS 0
Distance of Measurements :	3 Meters
Operating Frequency :	5 795 MHz
Channel :	159



Frequency [MHz]	Reading (P)	Reading PK [dBuV]	Reading AV [dBuV]	c.f [dB(1/m)]	Level PK [dB(uV/m)]	Level AV [dB(uV/m)]	Duty Cycle Factor [dB]	Limit PK [dB(uV/m)]	Limit AV [dB(uV/m)]	Margin PK [dB]	Margin AV [dB]
-----------------	-------------	-------------------	-------------------	---------------	---------------------	---------------------	------------------------	---------------------	---------------------	----------------	----------------

The emissions above 1 GHz were 20 dB lower than the limit.

### Radiated Restricted Band Edge Plot



**CTK Co., Ltd.**  
 (Ho-dong), 113, Yejik-ro, Cheoin-gu,  
 Yongin-si, Gyeonggi-do, Korea  
 Tel: +82-31-339-9970  
 Fax: +82-31-624-9501

Report No.:  
 CTK-2020-04547  
 Page (217) / (236) Pages

**Test mode : Transmitter, 802.11ac\_VHT80**

The requirements are:

Complies

**Test Data**

**Ch.42(5 210 MHz)**

Frequency [MHz]	(P)	Reading PK [dBuV]	Reading AV [dBuV]	c.f [dB(1/m)]	Level PK [dB(uV/m)]	Level AV [dB(uV/m)]	Duty Cycle Factor [dB]	Limit PK [dB(uV/m)]	Limit AV [dB(uV/m)]	Margin PK [dB]	Margin AV [dB]
15 787.80	H	47.8	-----	11.2	59.0	-----	-----	74.0	-----	15.0	-----
15 656.88	H	-----	36.7	11.2	-----	47.9	0.9	-----	54.0	-----	5.2
15 669.60	V	50.3	-----	11.2	61.5	-----	-----	74.0	-----	12.5	-----
15 626.21	V	-----	37.7	11.1	-----	48.8	0.9	-----	54.0	-----	4.3

**Ch.58(5 290 MHz)**

Frequency [MHz]	(P)	Reading PK [dBuV]	Reading AV [dBuV]	c.f [dB(1/m)]	Level PK [dB(uV/m)]	Level AV [dB(uV/m)]	Duty Cycle Factor [dB]	Limit PK [dB(uV/m)]	Limit AV [dB(uV/m)]	Margin PK [dB]	Margin AV [dB]
10 701.92	H	46.5	-----	7.3	53.8	-----	-----	74.0	-----	20.2	-----
10 724.71	H	-----	34.7	7.3	-----	42.0	0.9	-----	54.0	-----	11.1
10 596.29	V	48.0	-----	7.2	55.2	-----	-----	74.0	-----	18.8	-----
10 591.90	V	-----	34.9	7.2	-----	42.1	0.9	-----	54.0	-----	11.0

**Ch.106(5 530 MHz)**

Frequency [MHz]	(P)	Reading PK [dBuV]	Reading AV [dBuV]	c.f [dB(1/m)]	Level PK [dB(uV/m)]	Level AV [dB(uV/m)]	Duty Cycle Factor [dB]	Limit PK [dB(uV/m)]	Limit AV [dB(uV/m)]	Margin PK [dB]	Margin AV [dB]
11 058.66	H	46.5	-----	7.8	54.3	-----	-----	74.0	-----	19.7	-----
11 073.34	H	-----	35.1	7.9	-----	43.0	0.9	-----	54.0	-----	10.1
11 076.38	V	48.6	-----	7.9	56.5	-----	-----	74.0	-----	17.5	-----
11 060.35	V	-----	35.6	7.8	-----	43.4	0.9	-----	54.0	-----	9.7

**Ch.138(5 690 MHz)**

Frequency [MHz]	(P)	Reading PK [dBuV]	Reading AV [dBuV]	c.f [dB(1/m)]	Level PK [dB(uV/m)]	Level AV [dB(uV/m)]	Duty Cycle Factor [dB]	Limit PK [dB(uV/m)]	Limit AV [dB(uV/m)]	Margin PK [dB]	Margin AV [dB]
-----------------	-----	-------------------	-------------------	---------------	---------------------	---------------------	------------------------	---------------------	---------------------	----------------	----------------

The emissions above 1 GHz were 20 dB lower than the limit.



**CTK Co., Ltd.**  
 (Ho-dong), 113, Yejik-ro, Cheoin-gu,  
 Yongin-si, Gyeonggi-do, Korea  
 Tel: +82-31-339-9970  
 Fax: +82-31-624-9501

Report No.:  
 CTK-2020-04547  
 Page (218) / (236) Pages

Ch.155(5 775 MHz)

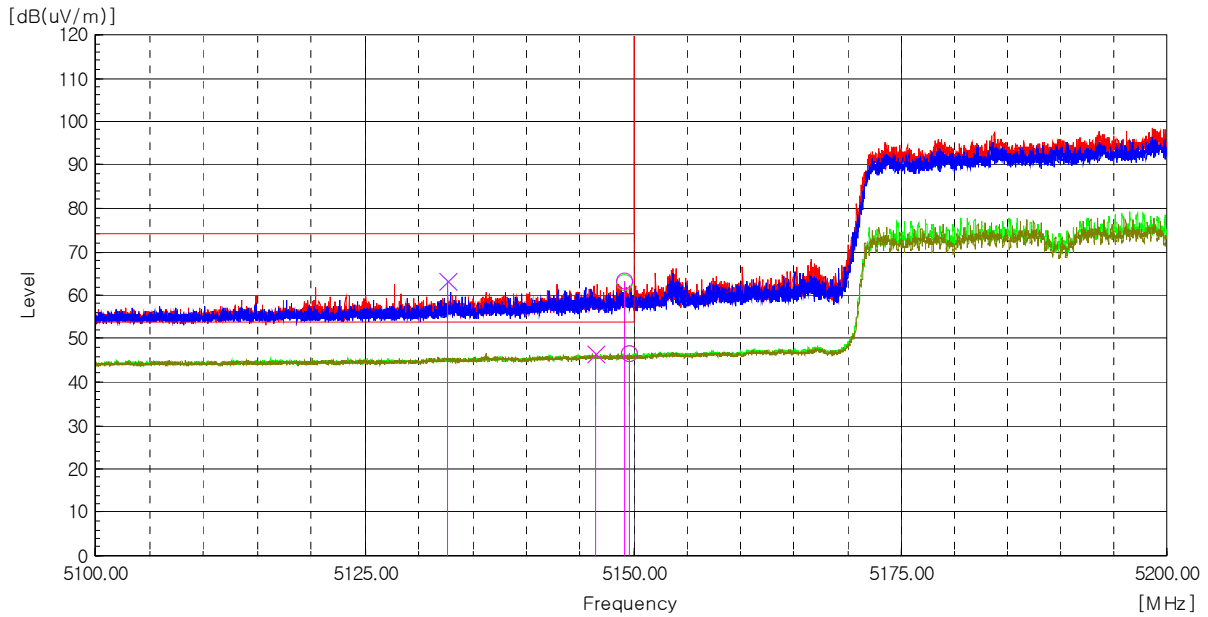
Frequency [MHz]	(P)	Reading PK [dBuV]	Reading AV [dBuV]	c.f [dB(1/m)]	Level PK [dB(uV/m)]	Level AV [dB(uV/m)]	Duty Cycle Factor [dB]	Limit PK [dB(uV/m)]	Limit AV [dB(uV/m)]	Margin PK [dB]	Margin AV [dB]
--------------------	-----	-------------------------	-------------------------	------------------	------------------------	------------------------	---------------------------------	------------------------	------------------------	----------------------	----------------------

The emissions above 1 GHz were 20 dB lower than the limit.

**Remarks**

1. The unwanted emission was measured in the following position: EUT stand-up position(Z axis), lie-down positon(X,Y axis). The worst emission was found in lie-down positon(X axis) and the worst case was recorded.
2. Peak Result = Reading + c.f(Correction factor)  
 Average Result = Reading + c.f(Correction factor) + Duty Cycle Factor
3. Correction factor = Antenna factor + Cable loss - Amp Gain

Worst Case Mode :	802.11ac_VHT80
Worst Case Transfer Rate :	MNSS 0
Distance of Measurements :	3 Meters
Operating Frequency :	5 210 MHz
Channel :	42



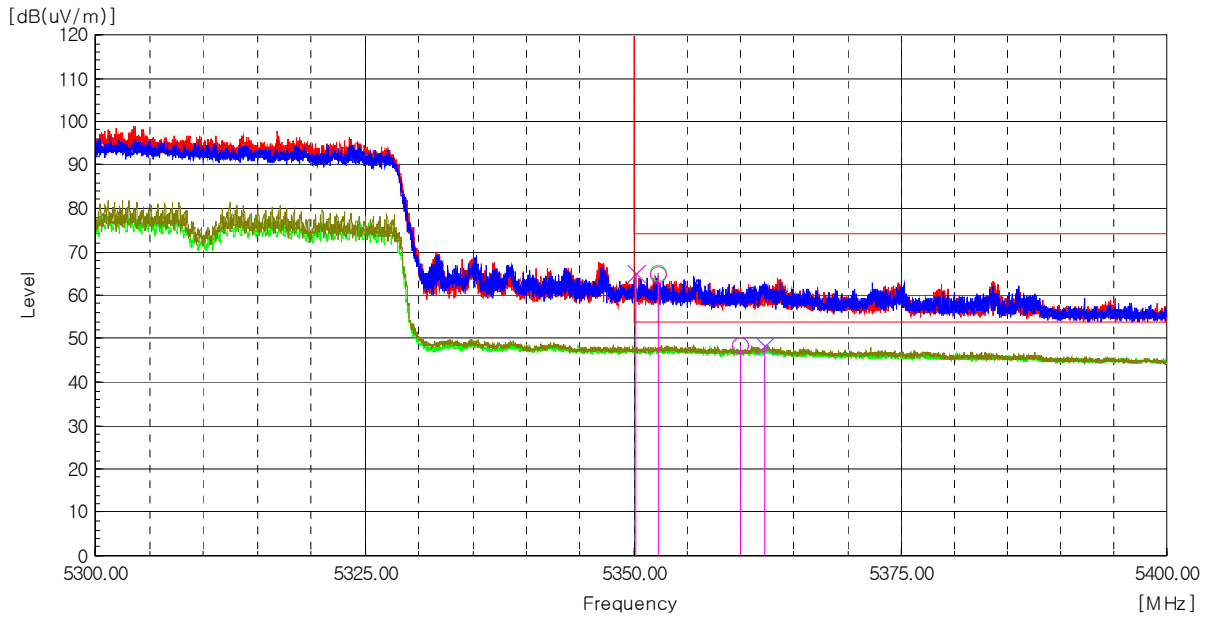
Frequency [MHz]	(P)	Reading PK [dBuV]	Reading AV [dBuV]	c.f [dB(1/m)]	Level PK [dB(uV/m)]	Level AV [dB(uV/m)]	Duty Cycle Factor [dB]	Limit PK [dB(uV/m)]	Limit AV [dB(uV/m)]	Margin PK [dB]	Margin AV [dB]
5 149.20	H	61.7	-----	1.4	63.1	-----	-----	74.0	-----	10.9	-----
5 149.58	H	-----	45.1	1.4	-----	46.5	0.9	-----	54.0	-----	6.6
5 132.66	V	61.8	-----	1.4	63.2	-----	-----	74.0	-----	10.8	-----
5 146.43	V	-----	45.2	1.4	-----	46.6	0.9	-----	54.0	-----	6.5

Radiated Restricted Band Edge Plot





Worst Case Mode :	802.11ac_VHT80
Worst Case Transfer Rate :	MNSS 0
Distance of Measurements :	3 Meters
Operating Frequency :	5 290 MHz
Channel :	58



Frequency [MHz]	(P)	Reading PK [dBuV]	Reading AV [dBuV]	c.f [dB(1/m)]	Level PK [dB(uV/m)]	Level AV [dB(uV/m)]	Duty Cycle Factor [dB]	Limit PK [dB(uV/m)]	Limit AV [dB(uV/m)]	Margin PK [dB]	Margin AV [dB]
5 352.33	H	62.8	-----	2.1	64.9	-----	-----	74.0	-----	9.1	-----
5 359.93	H	-----	46.2	2.1	-----	48.3	0.9	-----	54.0	-----	4.8
5 350.24	V	63.0	-----	2.1	65.1	-----	-----	74.0	-----	8.9	-----
5 362.25	V	-----	46.4	2.1	-----	48.5	0.9	-----	54.0	-----	4.6

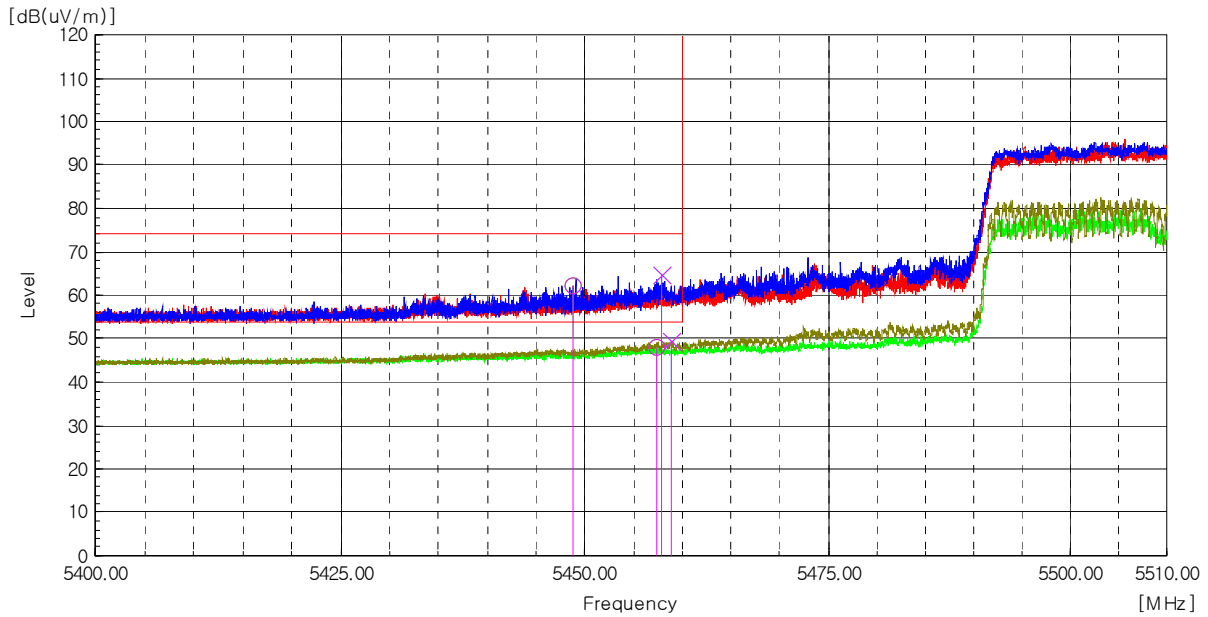
Radiated Restricted Band Edge Plot



**CTK Co., Ltd.**  
 (Ho-dong), 113, Yejik-ro, Cheoin-gu,  
 Yongin-si, Gyeonggi-do, Korea  
 Tel: +82-31-339-9970  
 Fax: +82-31-624-9501

Report No.:  
 CTK-2020-04547  
 Page (221) / (236) Pages

Worst Case Mode :	802.11ac_VHT80
Worst Case Transfer Rate :	MNSS 0
Distance of Measurements :	3 Meters
Operating Frequency :	5 530 MHz
Channel :	106

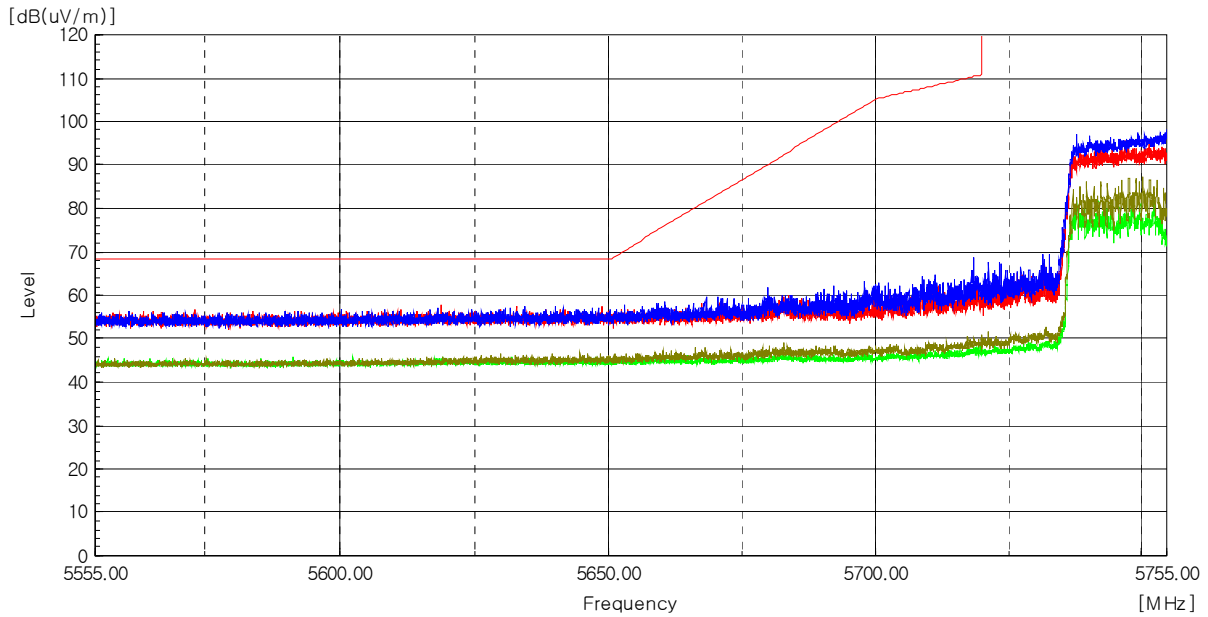


Frequency [MHz]	(P)	Reading PK [dBuV]	Reading AV [dBuV]	c.f [dB(1/m)]	Level PK [dB(uV/m)]	Level AV [dB(uV/m)]	Duty Cycle Factor [dB]	Limit PK [dB(uV/m)]	Limit AV [dB(uV/m)]	Margin PK [dB]	Margin AV [dB]
5 448.85	H	60.2	-----	2.0	62.2	-----	-----	74.0	-----	11.8	-----
5 457.45	H	-----	46.1	2.0	-----	48.1	0.9	-----	54.0	-----	5.0
5 457.83	V	62.7	-----	2.0	64.7	-----	-----	74.0	-----	9.3	-----
5 458.91	V	-----	47.6	2.0	-----	49.6	0.9	-----	54.0	-----	3.5

Radiated Restricted Band Edge Plot



Worst Case Mode :	802.11ac_VHT80
Worst Case Transfer Rate :	MNSS 0
Distance of Measurements :	3 Meters
Operating Frequency :	5 775 MHz
Channel :	155



Frequency [MHz]	(P)	Reading PK [dBuV]	Reading AV [dBuV]	c.f [dB(1/m)]	Level PK [dB(uV/m)]	Level AV [dB(uV/m)]	Duty Cycle Factor [dB]	Limit PK [dB(uV/m)]	Limit AV [dB(uV/m)]	Margin PK [dB]	Margin AV [dB]
-----------------	-----	-------------------	-------------------	---------------	---------------------	---------------------	------------------------	---------------------	---------------------	----------------	----------------

The emissions above 1 GHz were 20 dB lower than the limit.

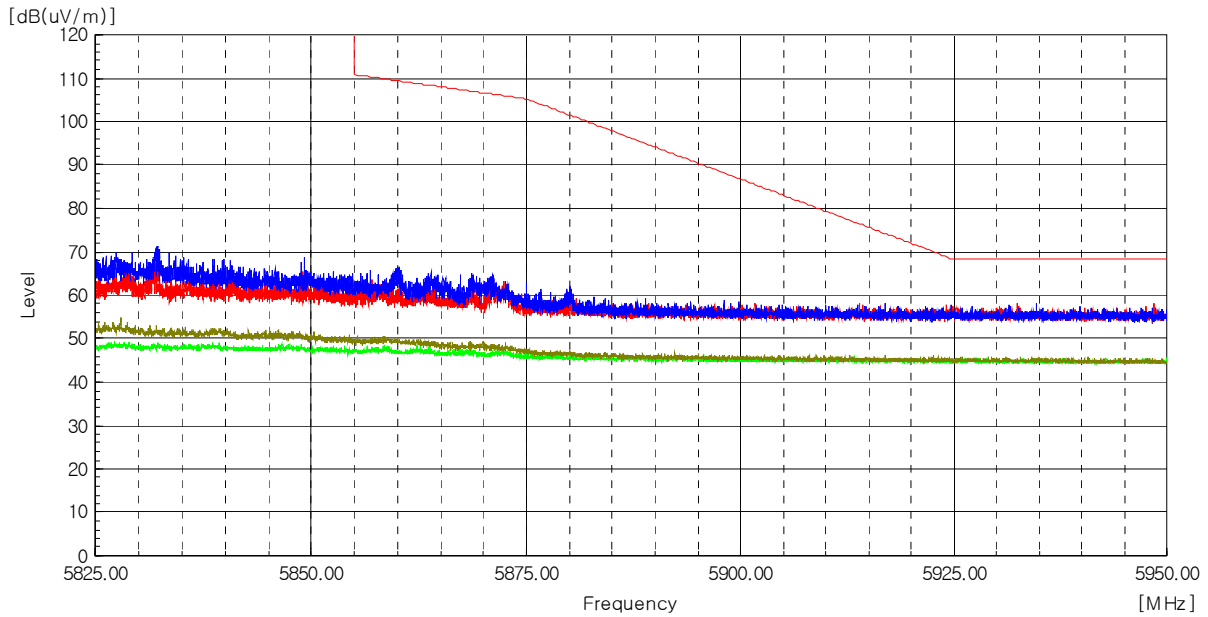
### Radiated Restricted Band Edge Plot



**CTK Co., Ltd.**  
 (Ho-dong), 113, Yejik-ro, Cheoin-gu,  
 Yongin-si, Gyeonggi-do, Korea  
 Tel: +82-31-339-9970  
 Fax: +82-31-624-9501

Report No.:  
 CTK-2020-04547  
 Page (223) / (236) Pages

Worst Case Mode :	802.11ac_VHT80
Worst Case Transfer Rate :	MNSS 0
Distance of Measurements :	3 Meters
Operating Frequency :	5 775 MHz
Channel :	155



Frequency [MHz]	(P)	Reading PK [dBuV]	Reading AV [dBuV]	c.f [dB(1/m)]	Level PK [dB(uV/m)]	Level AV [dB(uV/m)]	Duty Cycle Factor [dB]	Limit PK [dB(uV/m)]	Limit AV [dB(uV/m)]	Margin PK [dB]	Margin AV [dB]
-----------------	-----	-------------------	-------------------	---------------	---------------------	---------------------	------------------------	---------------------	---------------------	----------------	----------------

The emissions above 1 GHz were 20 dB lower than the limit.

Radiated Restricted Band Edge Plot



**CTK Co., Ltd.**  
 (Ho-dong), 113, Yejik-ro, Cheoin-gu,  
 Yongin-si, Gyeonggi-do, Korea  
 Tel: +82-31-339-9970  
 Fax: +82-31-624-9501

Report No.:  
 CTK-2020-04547  
 Page (224) / (236) Pages

**Test mode : Transmitter, 802.11ax\_HE80**

The requirements are:

Complies

**Test Data**

**Ch.42(5 210 MHz)**

Frequency [MHz]	(P)	Reading PK [dBuV]	Reading AV [dBuV]	c.f [dB(1/m)]	Level PK [dB(uV/m)]	Level AV [dB(uV/m)]	Duty Cycle Factor [dB]	Limit PK [dB(uV/m)]	Limit AV [dB(uV/m)]	Margin PK [dB]	Margin AV [dB]
15 648.65	H	47.8	-----	11.2	59.0	-----	-----	74.0	-----	15.0	-----
15 705.01	H	-----	36.5	11.2	-----	47.7	0.9	-----	54.0	-----	5.4
15 685.81	V	48.5	-----	11.2	59.7	-----	-----	74.0	-----	14.3	-----
15 650.90	V	-----	37.0	11.2	-----	48.2	0.9	-----	54.0	-----	4.9

**Ch.58(5 290 MHz)**

Frequency [MHz]	(P)	Reading PK [dBuV]	Reading AV [dBuV]	c.f [dB(1/m)]	Level PK [dB(uV/m)]	Level AV [dB(uV/m)]	Duty Cycle Factor [dB]	Limit PK [dB(uV/m)]	Limit AV [dB(uV/m)]	Margin PK [dB]	Margin AV [dB]
10 560.85	H	46.3	-----	7.1	53.4	-----	-----	74.0	-----	20.6	-----
10 611.47	H	-----	35.4	7.2	-----	42.6	0.9	-----	54.0	-----	10.5
10 601.86	V	47.9	-----	7.2	55.1	-----	-----	74.0	-----	18.9	-----
10 601.18	V	-----	35.5	7.2	-----	42.7	0.9	-----	54.0	-----	10.4

**Ch.106(5 530 MHz)**

Frequency [MHz]	(P)	Reading PK [dBuV]	Reading AV [dBuV]	c.f [dB(1/m)]	Level PK [dB(uV/m)]	Level AV [dB(uV/m)]	Duty Cycle Factor [dB]	Limit PK [dB(uV/m)]	Limit AV [dB(uV/m)]	Margin PK [dB]	Margin AV [dB]
11 068.96	H	46.9	-----	7.9	54.8	-----	-----	74.0	-----	19.2	-----
11 038.75	H	-----	35.4	7.8	-----	43.2	0.9	-----	54.0	-----	9.9
11 041.11	V	47.0	-----	7.8	54.8	-----	-----	74.0	-----	19.2	-----
11 081.11	V	-----	35.5	7.9	-----	43.4	0.9	-----	54.0	-----	9.7

**Ch.138(5 690 MHz)**

Frequency [MHz]	(P)	Reading PK [dBuV]	Reading AV [dBuV]	c.f [dB(1/m)]	Level PK [dB(uV/m)]	Level AV [dB(uV/m)]	Duty Cycle Factor [dB]	Limit PK [dB(uV/m)]	Limit AV [dB(uV/m)]	Margin PK [dB]	Margin AV [dB]
-----------------	-----	-------------------	-------------------	---------------	---------------------	---------------------	------------------------	---------------------	---------------------	----------------	----------------

The emissions above 1 GHz were 20 dB lower than the limit.



**CTK Co., Ltd.**  
 (Ho-dong), 113, Yejik-ro, Cheoin-gu,  
 Yongin-si, Gyeonggi-do, Korea  
 Tel: +82-31-339-9970  
 Fax: +82-31-624-9501

Report No.:  
 CTK-2020-04547  
 Page (225) / (236) Pages

Ch.155(5 775 MHz)

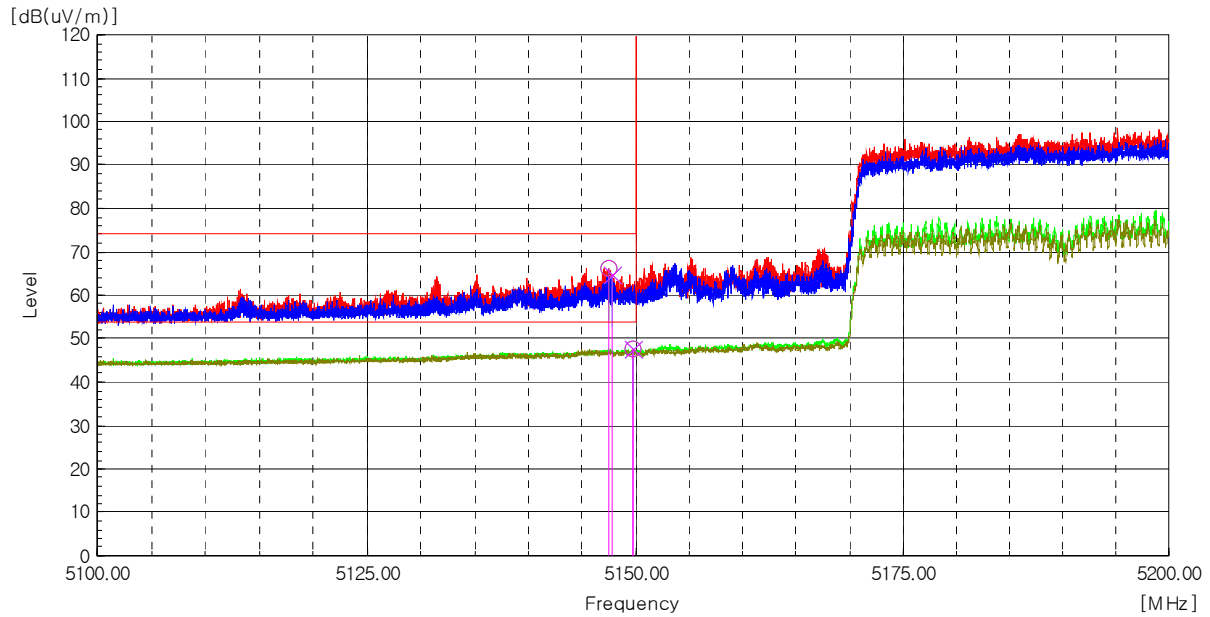
Frequency [MHz]	(P)	Reading PK [dBuV]	Reading AV [dBuV]	c.f [dB(1/m)]	Level PK [dB(uV/m)]	Level AV [dB(uV/m)]	Duty Cycle Factor [dB]	Limit PK [dB(uV/m)]	Limit AV [dB(uV/m)]	Margin PK [dB]	Margin AV [dB]
--------------------	-----	-------------------------	-------------------------	------------------	------------------------	------------------------	---------------------------------	------------------------	------------------------	----------------------	----------------------

The emissions above 1 GHz were 20 dB lower than the limit.

**Remarks**

1. The unwanted emission was measured in the following position: EUT stand-up position(Z axis), lie-down positon(X,Y axis). The worst emission was found in lie-down positon(X axis) and the worst case was recorded.
2. Peak Result = Reading + c.f(Correction factor)  
 Average Result = Reading + c.f(Correction factor) + Duty Cycle Factor
3. Correction factor = Antenna factor + Cable loss - Amp Gain

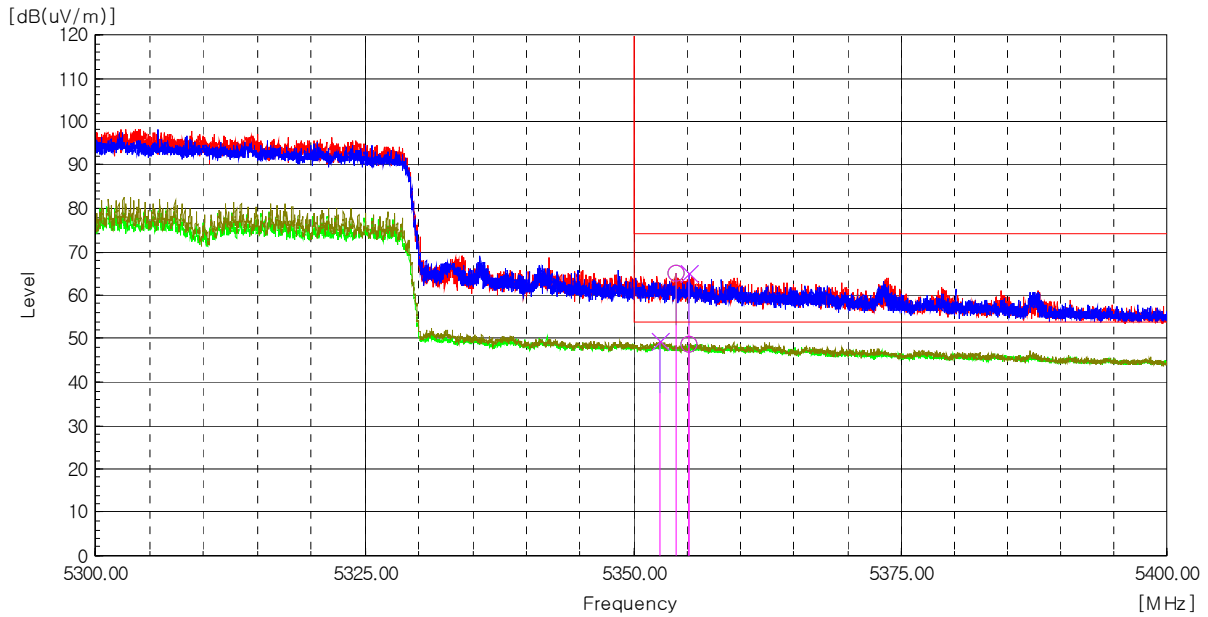
Worst Case Mode :	802.11ax_HE80
Worst Case Transfer Rate :	MCS 0
Distance of Measurements :	3 Meters
Operating Frequency :	5 210 MHz
Channel :	42



Frequency [MHz]	(P)	Reading PK [dBuV]	Reading AV [dBuV]	c.f [dB(1/m)]	Level PK [dB(uV/m)]	Level AV [dB(uV/m)]	Duty Cycle Factor [dB]	Limit PK [dB(uV/m)]	Limit AV [dB(uV/m)]	Margin PK [dB]	Margin AV [dB]
5 147.55	H	64.9	-----	1.4	66.3	-----	-----	74.0	-----	7.7	-----
5 149.73	H	-----	46.1	1.4	-----	47.5	0.9	-----	54.0	-----	5.6
5 147.79	V	63.2	-----	1.4	64.6	-----	-----	74.0	-----	9.4	-----
5 149.79	V	-----	46.1	1.4	-----	47.5	0.9	-----	54.0	-----	5.6

Radiated Restricted Band Edge Plot

Worst Case Mode :	802.11ax_HE80
Worst Case Transfer Rate :	MCS 0
Distance of Measurements :	3 Meters
Operating Frequency :	5 290 MHz
Channel :	58

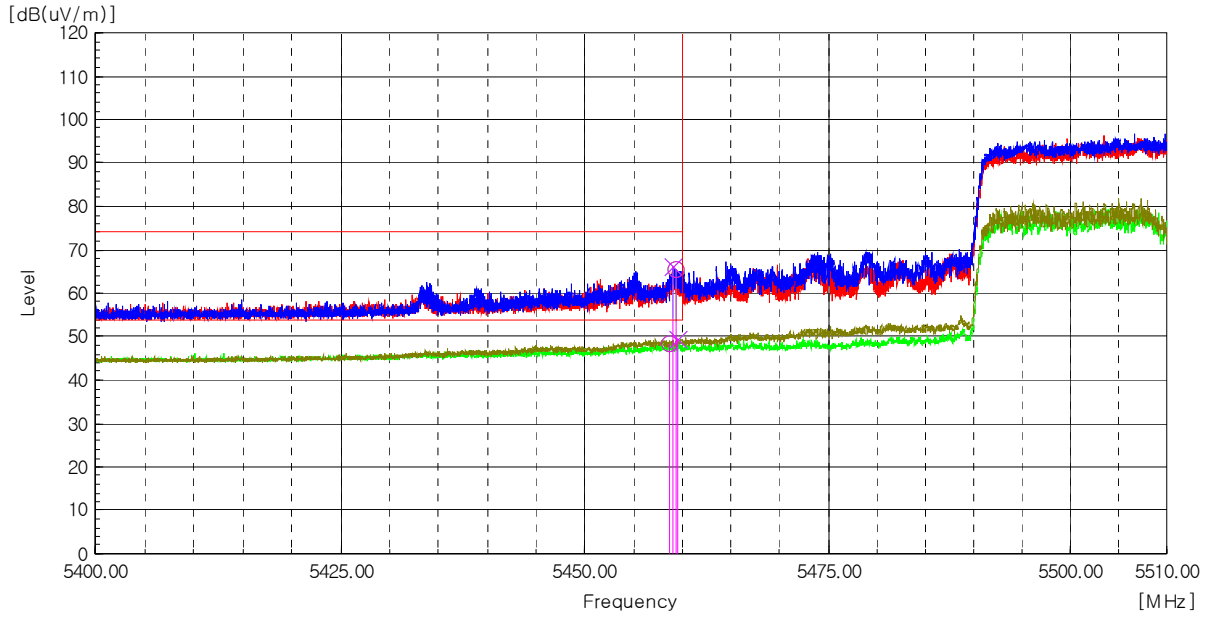


Frequency [MHz]	(P)	Reading PK [dBuV]	Reading AV [dBuV]	c.f [dB(1/m)]	Level PK [dB(uV/m)]	Level AV [dB(uV/m)]	Duty Cycle Factor [dB]	Limit PK [dB(uV/m)]	Limit AV [dB(uV/m)]	Margin PK [dB]	Margin AV [dB]
5 354.01	H	63.1	-----	2.1	65.2	-----	-----	74.0	-----	8.8	-----
5 355.15	H	-----	46.8	2.1	-----	48.9	0.9	-----	54.0	-----	4.2
5 355.24	V	63.0	-----	2.1	65.1	-----	-----	74.0	-----	8.9	-----
5 352.51	V	-----	47.4	2.1	-----	49.5	0.9	-----	54.0	-----	3.6

Radiated Restricted Band Edge Plot



Worst Case Mode :	802.11ax_HE80
Worst Case Transfer Rate :	MCS 0
Distance of Measurements :	3 Meters
Operating Frequency :	5 530 MHz
Channel :	106



Frequency [MHz]	(P)	Reading PK [dBuV]	Reading AV [dBuV]	c.f [dB(1/m)]	Level PK [dB(uV/m)]	Level AV [dB(uV/m)]	Duty Cycle Factor [dB]	Limit PK [dB(uV/m)]	Limit AV [dB(uV/m)]	Margin PK [dB]	Margin AV [dB]
5 459.33	H	63.3	-----	2.0	65.3	-----	-----	74.0	-----	8.7	-----
5 458.69	H	-----	46.4	2.0	-----	48.4	0.9	-----	54.0	-----	4.7
5 459.06	V	64.0	-----	2.0	66.0	-----	-----	74.0	-----	8.0	-----
5 459.46	V	-----	47.6	2.0	-----	49.6	0.9	-----	54.0	-----	3.5

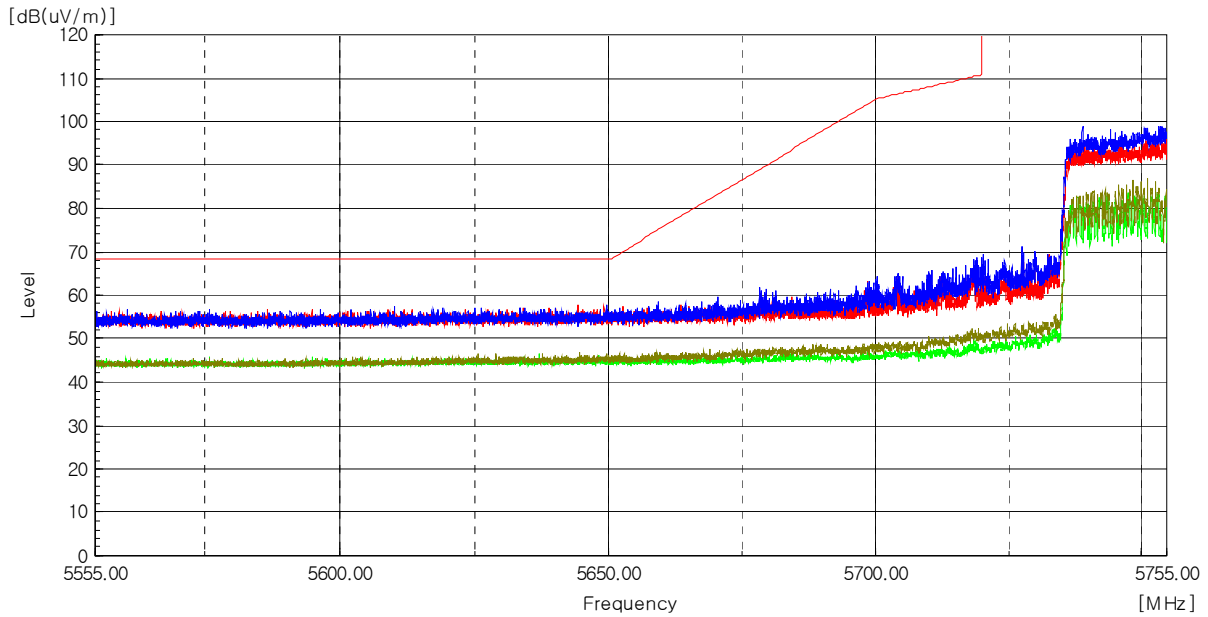
Radiated Restricted Band Edge Plot



**CTK Co., Ltd.**  
 (Ho-dong), 113, Yejik-ro, Cheoin-gu,  
 Yongin-si, Gyeonggi-do, Korea  
 Tel: +82-31-339-9970  
 Fax: +82-31-624-9501

Report No.:  
 CTK-2020-04547  
 Page (229) / (236) Pages

Worst Case Mode :	802.11ax_HE80
Worst Case Transfer Rate :	MCS 0
Distance of Measurements :	3 Meters
Operating Frequency :	5 775 MHz
Channel :	155



Frequency [MHz]	(P)	Reading PK [dBuV]	Reading AV [dBuV]	c.f [dB(1/m)]	Level PK [dB(uV/m)]	Level AV [dB(uV/m)]	Duty Cycle Factor [dB]	Limit PK [dB(uV/m)]	Limit AV [dB(uV/m)]	Margin PK [dB]	Margin AV [dB]
-----------------	-----	-------------------	-------------------	---------------	---------------------	---------------------	------------------------	---------------------	---------------------	----------------	----------------

The emissions above 1 GHz were 20 dB lower than the limit.

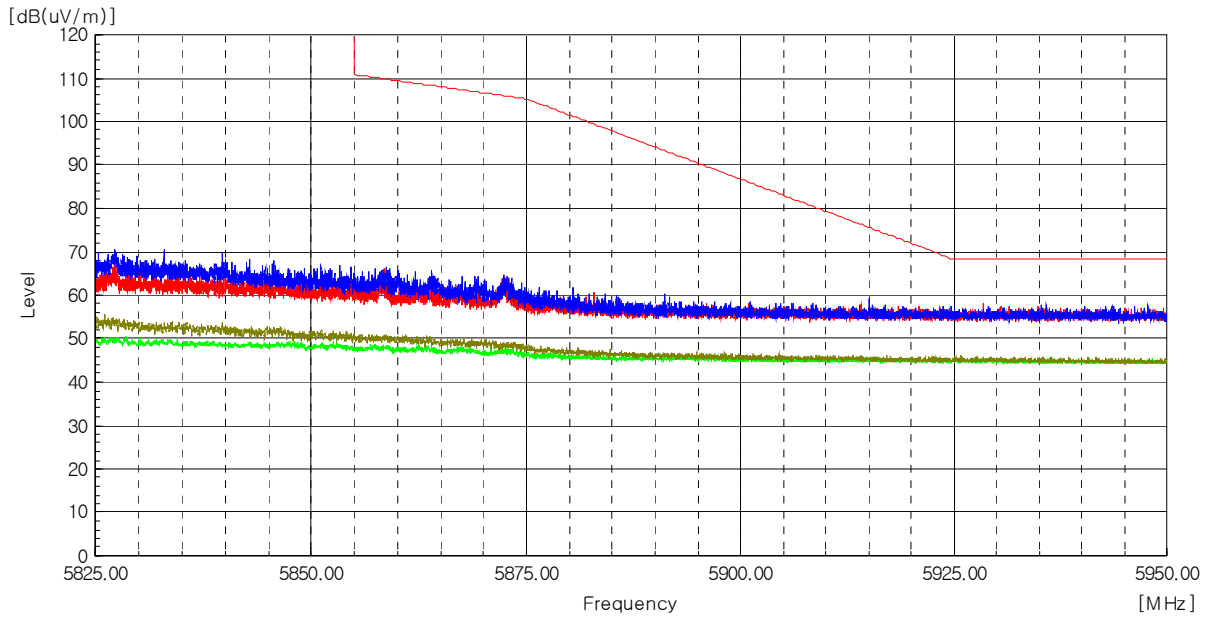
### Radiated Restricted Band Edge Plot



**CTK Co., Ltd.**  
 (Ho-dong), 113, Yejik-ro, Cheoin-gu,  
 Yongin-si, Gyeonggi-do, Korea  
 Tel: +82-31-339-9970  
 Fax: +82-31-624-9501

Report No.:  
 CTK-2020-04547  
 Page (230) / (236) Pages

Worst Case Mode :	802.11ax_HE80
Worst Case Transfer Rate :	MCS 0
Distance of Measurements :	3 Meters
Operating Frequency :	5 775 MHz
Channel :	155



Frequency [MHz]	(P)	Reading PK [dBuV]	Reading AV [dBuV]	c.f [dB(1/m)]	Level PK [dB(uV/m)]	Level AV [dB(uV/m)]	Duty Cycle Factor [dB]	Limit PK [dB(uV/m)]	Limit AV [dB(uV/m)]	Margin PK [dB]	Margin AV [dB]
-----------------	-----	-------------------	-------------------	---------------	---------------------	---------------------	------------------------	---------------------	---------------------	----------------	----------------

The emissions above 1 GHz were 20 dB lower than the limit.

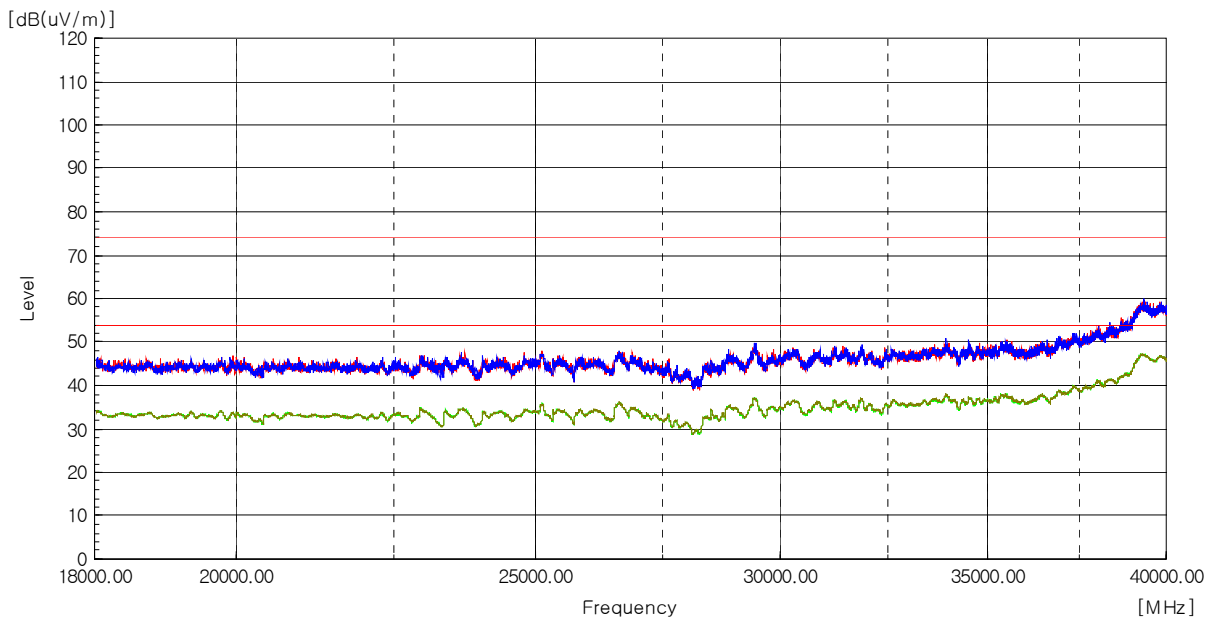
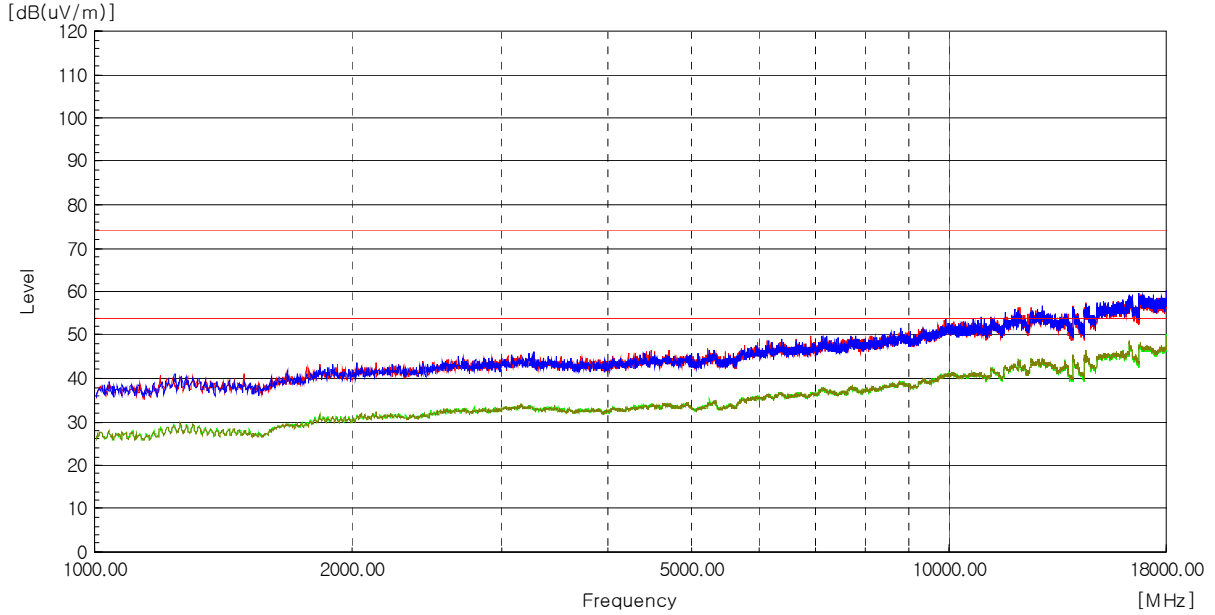
Radiated Restricted Band Edge Plot



**CTK Co., Ltd.**  
(Ho-dong), 113, Yejik-ro, Cheoin-gu,  
Yongin-si, Gyeonggi-do, Korea  
Tel: +82-31-339-9970  
Fax: +82-31-624-9501

Report No.:  
CTK-2020-04547  
Page (231) / (236) Pages

**Test mode : Receiver (Worst Case)**





**CTK Co., Ltd.**  
 (Ho-dong), 113, Yejik-ro, Cheoin-gu,  
 Yongin-si, Gyeonggi-do, Korea  
 Tel: +82-31-339-9970  
 Fax: +82-31-624-9501

Report No.:  
 CTK-2020-04547  
 Page (232) / (236) Pages

Frequency [MHz]	(P)	Reading PK [dBuV]	Reading AV [dBuV]	c.f [dB(1/m)]	Level PK [dB(uV/m)]	Level AV [dB(uV/m)]	Duty Cycle Factor [dB]	Limit PK [dB(uV/m)]	Limit AV [dB(uV/m)]	Margin PK [dB]	Margin AV [dB]
--------------------	-----	-------------------------	-------------------------	------------------	------------------------	------------------------	---------------------------------	------------------------	------------------------	----------------------	----------------------

The emissions above 1 GHz were 20 dB lower than the limit.

**Remarks**

1. The unwanted emission was measured in the following position: EUT stand-up position(Z axis), lie-down position(X,Y axis). The worst emission was found in lie-down position(X axis) and the worst case was recorded.
2. Peak Result = Reading + c.f(Correction factor)  
 Average Result = Reading + c.f(Correction factor) + Duty Cycle Factor
3. Correction factor = Antenna factor + Cable loss - Amp Gain



## 4.7 AC Conducted Emissions

### Test Location

Shielded Room

### Frequency Range of Measurement

150 kHz to 30 MHz

### Instrument Settings

IF Band Width: 9 kHz

### Test Procedures

The EUT was placed on a non-metallic table 0.8m above the metallic, grounded floor and 0.4m from the reference ground plane wall. The distance to other metallic surfaces was at least 0.8m.

Amplitude measurements were performed with a quasi-peak detector and an average detector.

### Limit

#### - 15.207(a)

Frequency (MHz)	Conducted Limit (dBuV)	
	Quasi-peak	Average
0.15 ~ 0.5	66 to 56*	56 to 46*
0.5 ~ 5	56	46
5 ~ 30	60	50

\* Decreases with the logarithm of the frequency.

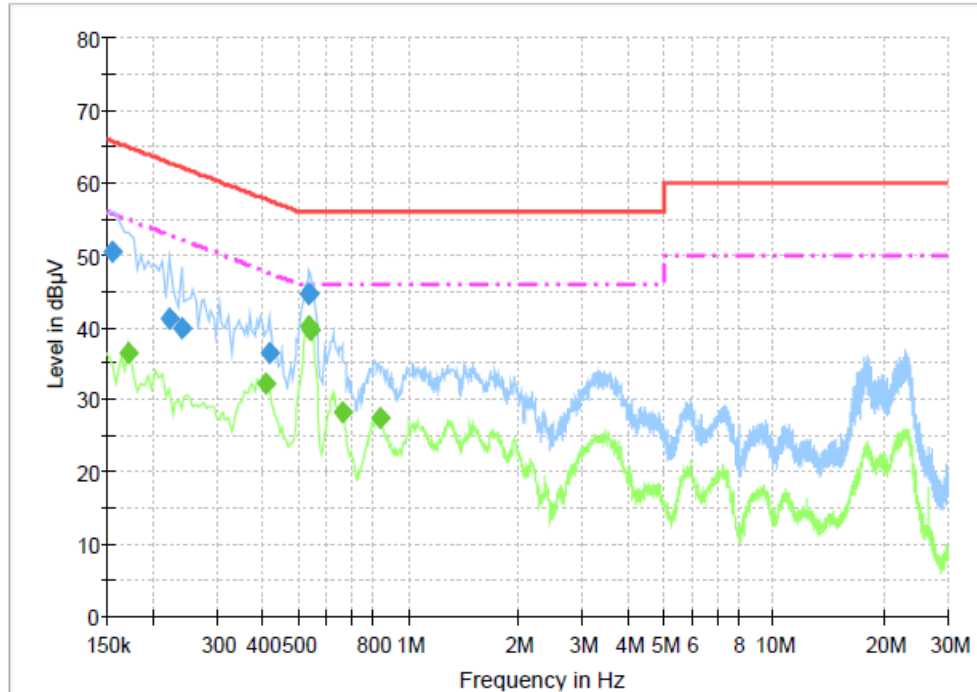
### Test Results

The requirements are:

Complies

## Test Data

[LINE]  
3CE\_Class B\_L1



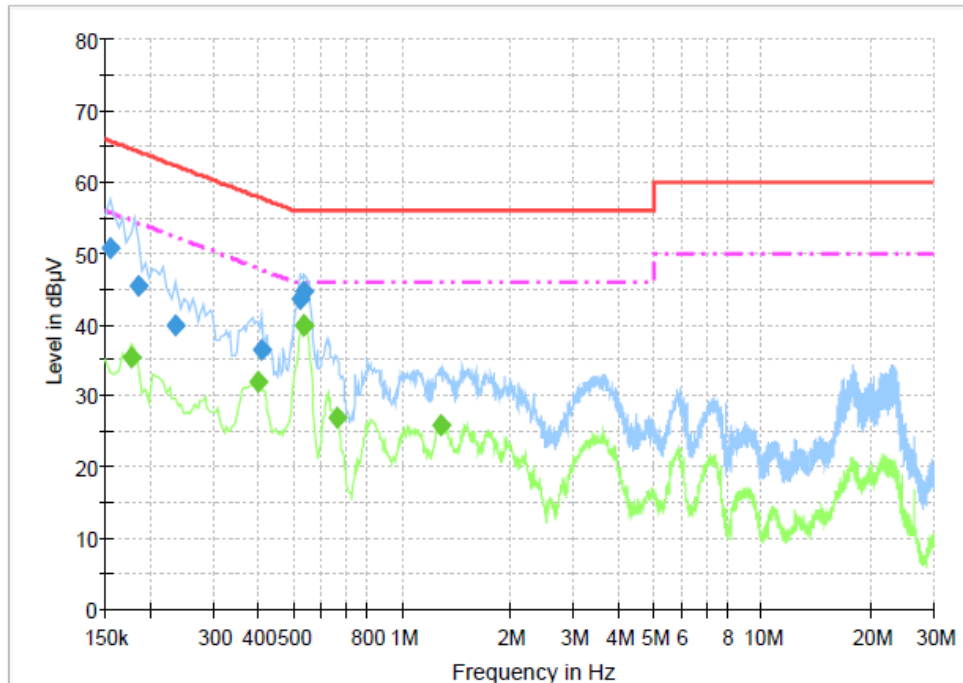
### Final Result 1

Frequency (MHz)	QuasiPeak (dBµV)	Meas. Time (ms)	Bandwidth (kHz)	Filter	Line	Corr. (dB)	Margin (dB)	Limit (dBµV)
0.154500	50.5	1000.0	9.000	On	L1	9.8	15.3	65.8
0.222000	41.3	1000.0	9.000	On	L1	9.8	21.5	62.7
0.240000	39.9	1000.0	9.000	On	L1	9.7	22.2	62.1
0.415500	36.4	1000.0	9.000	On	L1	10.0	21.1	57.5
0.532500	44.6	1000.0	9.000	On	L1	10.0	11.4	56.0
0.537000	44.6	1000.0	9.000	On	L1	10.0	11.4	56.0

### Final Result 2

Frequency (MHz)	CAverage (dBµV)	Meas. Time (ms)	Bandwidth (kHz)	Filter	Line	Corr. (dB)	Margin (dB)	Limit (dBµV)
0.172500	36.3	1000.0	9.000	On	L1	9.8	18.5	54.8
0.406500	32.2	1000.0	9.000	On	L1	10.0	15.5	47.7
0.532500	40.1	1000.0	9.000	On	L1	10.0	5.9	46.0
0.541500	39.5	1000.0	9.000	On	L1	10.0	6.5	46.0
0.663000	28.2	1000.0	9.000	On	L1	9.9	17.8	46.0
0.838500	27.6	1000.0	9.000	On	L1	9.8	18.4	46.0

[NEUTRAL]  
3CE\_Class B\_N



### Final Result 1

Frequency (MHz)	QuasiPeak (dBµV)	Meas. Time (ms)	Bandwidth (kHz)	Filter	Line	Corr. (dB)	Margin (dB)	Limit (dBµV)
0.154500	50.6	1000.0	9.000	On	N	9.8	15.2	65.8
0.186000	45.3	1000.0	9.000	On	N	9.8	18.9	64.2
0.235500	39.9	1000.0	9.000	On	N	9.8	22.3	62.3
0.406500	36.5	1000.0	9.000	On	N	9.9	21.2	57.7
0.523500	43.5	1000.0	9.000	On	N	10.0	12.5	56.0
0.537000	44.6	1000.0	9.000	On	N	10.0	11.4	56.0

### Final Result 2

Frequency (MHz)	CAverage (dBµV)	Meas. Time (ms)	Bandwidth (kHz)	Filter	Line	Corr. (dB)	Margin (dB)	Limit (dBµV)
0.177000	35.3	1000.0	9.000	On	N	9.8	19.3	54.6
0.397500	31.8	1000.0	9.000	On	N	9.9	16.1	47.9
0.532500	40.0	1000.0	9.000	On	N	10.0	6.0	46.0
0.537000	39.8	1000.0	9.000	On	N	10.0	6.2	46.0
0.663000	27.0	1000.0	9.000	On	N	9.9	19.0	46.0
1.284000	25.9	1000.0	9.000	On	N	9.8	20.1	46.0





**CTK Co., Ltd.**  
 (Ho-dong), 113, Yejik-ro, Cheoin-gu,  
 Yongin-si, Gyeonggi-do, Korea  
 Tel: +82-31-339-9970  
 Fax: +82-31-624-9501

Report No.:  
 CTK-2020-04547  
 Page (236) / (236) Pages

## APPENDIX A – Test Equipment Used For Tests

	Name of Equipment	Manufacturer	Model No.	Serial No.	Date of Calibration	Due Date
1	Signal Analyzer	Agilent	N9020A	MY50200512	2020-05-25	2021-05-25
2	Signal Generator	Rohde & Schwarz	SMB100A	175528	2020-04-28	2021-04-28
3	EMI Test Receiver	Rohde & Schwarz	ESCI7	100814	2020-10-20	2021-10-20
4	Bilog Antenna	Schaffner	CBL6111C	2551	2020-05-26	2022-05-26
5	Active Loop Antenna	SCHWARZBECK	FMZB 1513	1513-126	2020-05-20	2022-05-20
6	6dB Attenuator	R&S	DNF	272.4110.50-2	2020-10-23	2021-10-23
7	6dB Attenuator	BIRD	5W 6dB	1744	2020-01-13	2021-01-03
8	AMPLIFIER	SONOMA	310	291721	2020-01-22	2021-01-22
9	EMI Test Receiver	Rohde & Schwarz	ESU40	100336	2020-01-17	2021-01-17
10	Preamplifier	Agilent	8449B	3008A01504	2019-12-17	2020-12-17
11	Horn Antenna	ETS-Lindgren	3117	00154525	2020-10-14	2021-10-14
12	Horn Antenna	SCHWARZBECK	BBHA9170	00967	2020-06-02	2021-06-02
13	Low Noise Amplifier	TESTEK	TK-PA1840H	200115-L	2020-05-29	2021-05-29
14	Band Reject Filter	Micro Tronics	BRM50716	G264	2020-04-17	2021-04-17
15	LISN	Rohde & Schwarz	ENV216	101235	2020-01-17	2021-01-17
16	Temp&Humi Chamber	ESPEC CORP.	SH-242	93008423	2020-09-10	2021-09-10

	Cable	Manufacturer	Model No.	Serial No.	Check Date
1	RF Cable	Canare Corporation	L-5D2W	N/A	2020-01-19
2	RF Cable	Junkosha Inc.	MWX221	1512S127	2020-11-05
3	RF Cable	HUBER+SUHNER	SUCOFLEX 102	MY073/2	2020-05-19
4	RF Cable	HUBER+SUHNER	SUCOFLEX 104	MY27558/4	2020-05-29
5	RF Cable	HUBER+SUHNER	SUCOFLEX 104	N/A	2020-05-29
6	RF Cable	HUBER+SUHNER	SUCOFLEX 104	MY27573/4	2020-05-29
7	RF Cable	HUBER+SUHNER	SUCOFLEX 106	N/A	2020-05-29
8	RF Cable	HUBER+SUHNER	SUCOFLEX 102	803010/2	2020-10-27
9	RF Cable	HUBER+SUHNER	SUCOFLEX 102	803742/2	2020-10-27
10	RF Cable	HUBER+SUHNER	SUCOFLEX 102	MY2374/2	2020-05-07
11	RF Cable	HUBER+SUHNER	SUCOFLEX 102	MY4728/2	2020-05-07