




# APPENDIX D: SAR TEST SETUP PHOTOGRAPHS

<b>FCC ID:</b> A3LSWDSCI11		<b>SAR COMPLIANCE REPORT</b>		<b>Reviewed by:</b> Quality Manager
<b>Test Dates:</b> 11/21/11 - 12/05/11	<b>EUT Type:</b> Portable Handset			Page D1 of D6




**SAR Test Setup Photo 1 – Right Touch**




**SAR Test Setup Photo 2 – Right Tilt**


<b>FCC ID:</b> A3LSWDSCI11		<b>SAR COMPLIANCE REPORT</b>		<b>Reviewed by:</b> Quality Manager
<b>Test Dates:</b> 11/21/11 - 12/05/11	<b>EUT Type:</b> Portable Handset			Page D2 of D6



**SAR Test Setup Photo 3 – Left Touch**




**SAR Test Setup Photo 4 – Left Tilt**

<b>FCC ID:</b> A3LSWDSCI11		<b>SAR COMPLIANCE REPORT</b>		<b>Reviewed by:</b> Quality Manager
<b>Test Dates:</b> 11/21/11 - 12/05/11	<b>EUT Type:</b> Portable Handset	Page D3 of D6		



**SAR Test Setup Photo 5 – Back at 1.0 cm**



**SAR Test Setup Photo 6 – Front at 1.0 cm**

<b>FCC ID:</b> A3LSWDSCI11		<b>SAR COMPLIANCE REPORT</b>		<b>Reviewed by:</b> Quality Manager
<b>Test Dates:</b> 11/21/11 - 12/05/11	<b>EUT Type:</b> Portable Handset	Page D4 of D6		



**SAR Test Setup Photo 7 – Bottom at 1.0 cm**




**SAR Test Setup Photo 8 – Right at 1.0 cm**

<b>FCC ID:</b> A3LSWDSCI11		<b>SAR COMPLIANCE REPORT</b>		<b>Reviewed by:</b> Quality Manager
<b>Test Dates:</b> 11/21/11 - 12/05/11	<b>EUT Type:</b> Portable Handset			Page D5 of D6



**SAR Test Setup Photo 9 – Left at 1.0 cm**



**SAR Test Setup Photo 10 – Body-Worn at 1.0 cm**

**Note:** Headset Cable is connected to the device during body-worn SAR assessment, as seen above.

FCC ID: A3LSWDSCI11		SAR COMPLIANCE REPORT		Reviewed by: Quality Manager
Test Dates: 11/21/11 - 12/05/11	EUT Type: Portable Handset			Page D6 of D6