




# APPENDIX D: SAR TEST SETUP PHOTOGRAPHS

<b>FCC ID:</b> A3LSWDSC05D		<b>SAR COMPLIANCE REPORT</b>		<b>Reviewed by:</b> Quality Manager
<b>Test Dates:</b> 02/13/12 - 02/27/12	<b>EUT Type:</b> Portable Handset			Page D1 of D6

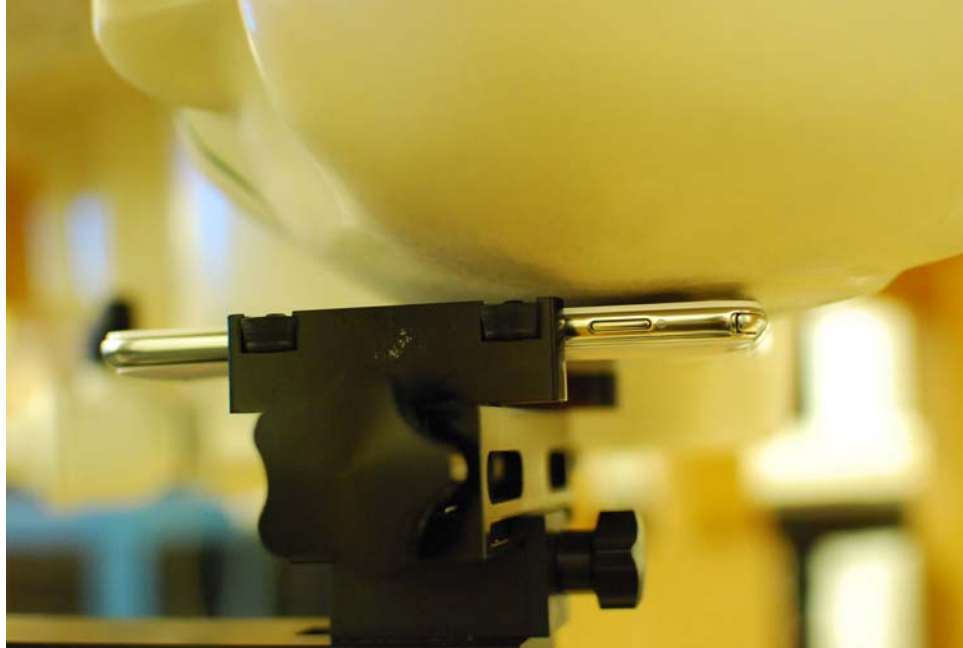


**SAR Test Setup Photo 1: Right Touch**




**SAR Test Setup Photo 2: Right Tilt**

<b>FCC ID:</b> A3LSWDSC05D		<b>SAR COMPLIANCE REPORT</b>		<b>Reviewed by:</b> Quality Manager
<b>Test Dates:</b> 02/13/12 - 02/27/12	<b>EUT Type:</b> Portable Handset			Page D2 of D6



**SAR Test Setup Photo 3: Left Touch**



**SAR Test Setup Photo 4: Left Tilt**

<b>FCC ID:</b> A3LSWDSC05D		<b>SAR COMPLIANCE REPORT</b>		<b>Reviewed by:</b> Quality Manager
<b>Test Dates:</b> 02/13/12 - 02/27/12	<b>EUT Type:</b> Portable Handset			Page D3 of D6



**SAR Test Setup Photo 5: Back Side at 1.0 cm**




**SAR Test Setup Photo 6: Front Side at 1.0 cm**

<b>FCC ID:</b> A3LSWDSC05D		<b>SAR COMPLIANCE REPORT</b>		<b>Reviewed by:</b> Quality Manager
<b>Test Dates:</b> 02/13/12 - 02/27/12	<b>EUT Type:</b> Portable Handset			Page D4 of D6



**SAR Test Setup Photo 7: Top Edge at 1.0 cm**



**SAR Test Setup Photo 8: Bottom Edge at 1.0 cm**

<b>FCC ID:</b> A3LSWDSC05D		<b>SAR COMPLIANCE REPORT</b>		<b>Reviewed by:</b> Quality Manager
<b>Test Dates:</b> 02/13/12 - 02/27/12	<b>EUT Type:</b> Portable Handset			Page D5 of D6



**SAR Test Setup Photo 9: Left Edge at 1.0 cm**



**SAR Test Setup Photo 10: Body-Worn at 1.0 cm**

**Note:** Headset Cable is connected to the device during body-worn SAR assessment, as seen above.

FCC ID: A3LSWDSC05D		SAR COMPLIANCE REPORT		Reviewed by: Quality Manager
Test Dates: 02/13/12 - 02/27/12	EUT Type: Portable Handset			Page D6 of D6