



## ***Appendix B. Plots of SAR Measurement***

The plots are shown as follows.

## #12\_GSM850\_DTM Multi-slot class 11\_Right Cheek\_Ch128

**DUT: 201541**

Communication System: GSM850; Frequency: 824.2 MHz; Duty Cycle: 1:2.67

Medium: HSL\_850\_121019 Medium parameters used :  $f = 824.2$  MHz;  $\sigma = 0.896$  mho/m;  $\epsilon_r = 43.1$ ;  $\rho = 1000$  kg/m<sup>3</sup>

Ambient Temperature : 22.6 °C; Liquid Temperature : 21.6 °C

DASY4 Configuration:

- Probe: ET3DV6 - SN1787; ConvF(6.12, 6.12, 6.12); Calibrated: 2012/5/29
- Sensor-Surface: 4mm (Mechanical Surface Detection)
- Electronics: DAE3 Sn577; Calibrated: 2012/6/6
- Phantom: SAM\_Left; Type: SAM; Serial: TP-1150
- Measurement SW: DASY4, V4.7 Build 80; Postprocessing SW: SEMCAD, V1.8 Build 186

**Ch128/Area Scan (51x81x1):** Measurement grid: dx=20mm, dy=20mm

Maximum value of SAR (interpolated) = 0.069 mW/g


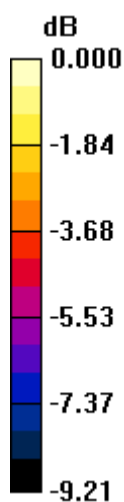
**Ch128/Zoom Scan (5x5x7)/Cube 0:** Measurement grid: dx=8mm, dy=8mm, dz=5mm

Reference Value = 2.99 V/m; Power Drift = 0.125 dB

Peak SAR (extrapolated) = 0.075 W/kg

**SAR(1 g) = 0.063 mW/g; SAR(10 g) = 0.049 mW/g**

Maximum value of SAR (measured) = 0.067 mW/g



0 dB = 0.067mW/g

**#13\_GSM850\_DTM Multi-slot class 11\_Right Tilted\_Ch128****DUT: 201541**

Communication System: GSM850; Frequency: 824.2 MHz; Duty Cycle: 1:2.67

Medium: HSL\_850\_121019 Medium parameters used :  $f = 824.2$  MHz;  $\sigma = 0.896$  mho/m;  $\epsilon_r = 43.1$ ;  $\rho = 1000$  kg/m<sup>3</sup>

Ambient Temperature : 22.6 °C ; Liquid Temperature : 21.6 °C

DASY4 Configuration:

- Probe: ET3DV6 - SN1787; ConvF(6.12, 6.12, 6.12); Calibrated: 2012/5/29

- Sensor-Surface: 4mm (Mechanical Surface Detection)

- Electronics: DAE3 Sn577; Calibrated: 2012/6/6

- Phantom: SAM\_Left; Type: SAM; Serial: TP-1150

- Measurement SW: DASY4, V4.7 Build 80; Postprocessing SW: SEMCAD, V1.8 Build 186

**Ch128/Area Scan (51x81x1):** Measurement grid: dx=20mm, dy=20mm

Maximum value of SAR (interpolated) = 0.049 mW/g

**Ch128/Zoom Scan (5x5x7)/Cube 0:** Measurement grid: dx=8mm, dy=8mm, dz=5mm

Reference Value = 5.32 V/m; Power Drift = 0.054 dB

Peak SAR (extrapolated) = 0.054 W/kg

**SAR(1 g) = 0.045 mW/g; SAR(10 g) = 0.036 mW/g**

Maximum value of SAR (measured) = 0.047 mW/g


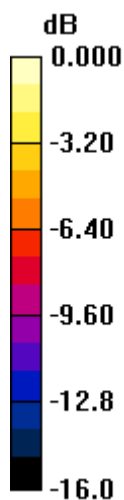
**Ch128/Zoom Scan (5x5x7)/Cube 1:** Measurement grid: dx=8mm, dy=8mm, dz=5mm

Reference Value = 5.32 V/m; Power Drift = 0.054 dB

Peak SAR (extrapolated) = 0.045 W/kg

**SAR(1 g) = 0.033 mW/g; SAR(10 g) = 0.023 mW/g**

Maximum value of SAR (measured) = 0.038 mW/g



0 dB = 0.038mW/g

**#14\_GSM850\_DTM Multi-slot class 11\_Left Cheek\_Ch128****DUT: 201541**

Communication System: GSM850; Frequency: 824.2 MHz; Duty Cycle: 1:2.67

Medium: HSL\_850\_121019 Medium parameters used :  $f = 824.2$  MHz;  $\sigma = 0.896$  mho/m;  $\epsilon_r = 43.1$ ;  $\rho = 1000$  kg/m<sup>3</sup>

Ambient Temperature : 22.6 °C ; Liquid Temperature : 21.6 °C

DASY4 Configuration:

- Probe: ET3DV6 - SN1787; ConvF(6.12, 6.12, 6.12); Calibrated: 2012/5/29
- Sensor-Surface: 4mm (Mechanical Surface Detection)
- Electronics: DAE3 Sn577; Calibrated: 2012/6/6
- Phantom: SAM\_Left; Type: SAM; Serial: TP-1150
- Measurement SW: DASY4, V4.7 Build 80; Postprocessing SW: SEMCAD, V1.8 Build 186

**Ch128/Area Scan (51x81x1):** Measurement grid: dx=20mm, dy=20mm

Maximum value of SAR (interpolated) = 0.069 mW/g


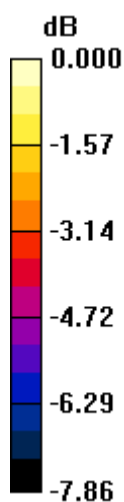
**Ch128/Zoom Scan (5x5x7)/Cube 0:** Measurement grid: dx=8mm, dy=8mm, dz=5mm

Reference Value = 2.76 V/m; Power Drift = 0.015 dB

Peak SAR (extrapolated) = 0.079 W/kg

**SAR(1 g) = 0.067 mW/g; SAR(10 g) = 0.052 mW/g**

Maximum value of SAR (measured) = 0.069 mW/g



0 dB = 0.069mW/g

### #14\_GSM850\_DTM Multi-slot class 11\_Left Cheek\_Ch128\_2D

**DUT: 201541**

Communication System: GSM850; Frequency: 824.2 MHz; Duty Cycle: 1:2.67

Medium: HSL\_850\_121019 Medium parameters used :  $f = 824.2 \text{ MHz}$ ;  $\sigma = 0.896 \text{ mho/m}$ ;  $\epsilon_r = 43.1$ ;  $\rho = 1000 \text{ kg/m}^3$

Ambient Temperature : 22.6 °C ; Liquid Temperature : 21.6 °C

DASY4 Configuration:

- Probe: ET3DV6 - SN1787; ConvF(6.12, 6.12, 6.12); Calibrated: 2012/5/29
- Sensor-Surface: 4mm (Mechanical Surface Detection)
- Electronics: DAE3 Sn577; Calibrated: 2012/6/6
- Phantom: SAM\_Left; Type: SAM; Serial: TP-1150
- Measurement SW: DASY4, V4.7 Build 80; Postprocessing SW: SEMCAD, V1.8 Build 186

**Ch128/Area Scan (51x81x1):** Measurement grid: dx=20mm, dy=20mm

Maximum value of SAR (interpolated) = 0.069 mW/g

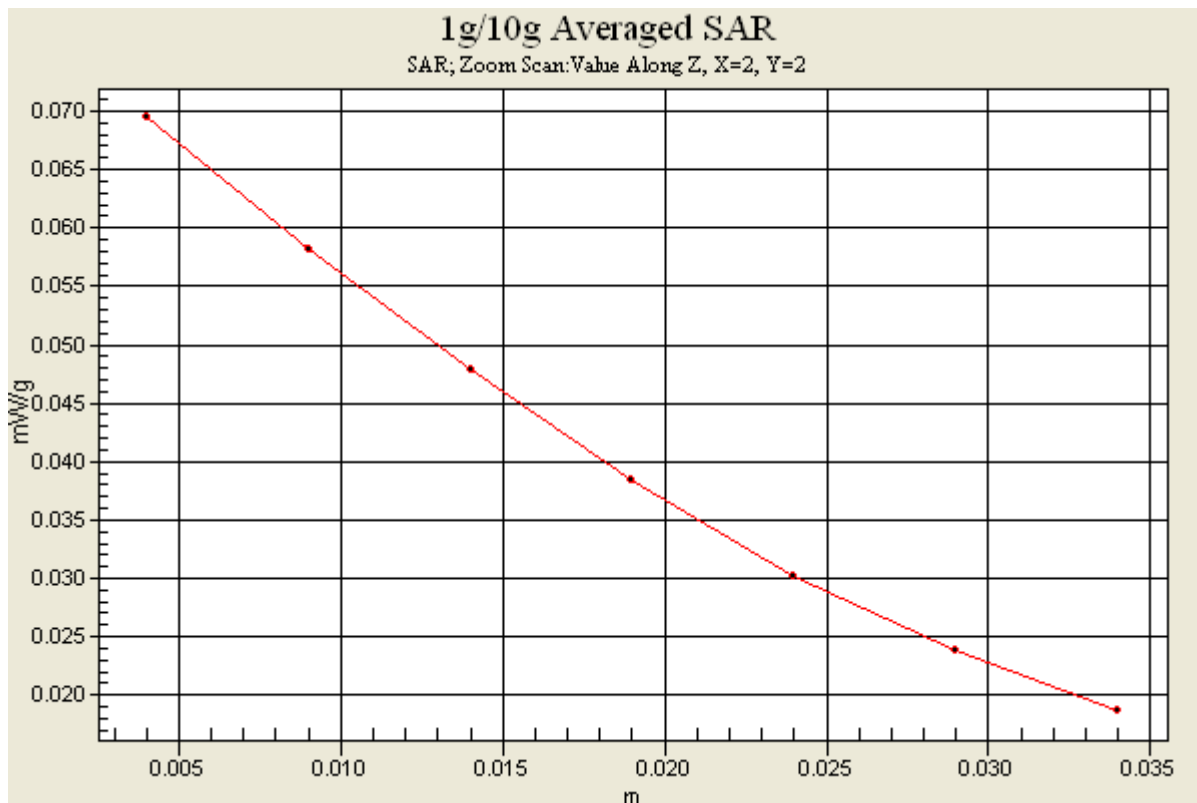
**Ch128/Zoom Scan (5x5x7)/Cube 0:** Measurement grid: dx=8mm, dy=8mm, dz=5mm

Reference Value = 2.76 V/m; Power Drift = 0.015 dB

Peak SAR (extrapolated) = 0.079 W/kg

**SAR(1 g) = 0.067 mW/g; SAR(10 g) = 0.052 mW/g**

Maximum value of SAR (measured) = 0.069 mW/g



## #15\_GSM850\_DTM Multi-slot class 11\_Left Tilted\_Ch128

**DUT: 201541**

Communication System: GSM850; Frequency: 824.2 MHz; Duty Cycle: 1:2.67

Medium: HSL\_850\_121019 Medium parameters used :  $f = 824.2$  MHz;  $\sigma = 0.896$  mho/m;  $\epsilon_r = 43.1$ ;  $\rho = 1000$  kg/m<sup>3</sup>

Ambient Temperature : 22.6 °C ; Liquid Temperature : 21.6 °C

DASY4 Configuration:

- Probe: ET3DV6 - SN1787; ConvF(6.12, 6.12, 6.12); Calibrated: 2012/5/29
- Sensor-Surface: 4mm (Mechanical Surface Detection)
- Electronics: DAE3 Sn577; Calibrated: 2012/6/6
- Phantom: SAM\_Left; Type: SAM; Serial: TP-1150
- Measurement SW: DASY4, V4.7 Build 80; Postprocessing SW: SEMCAD, V1.8 Build 186

**Ch128/Area Scan (51x81x1):** Measurement grid: dx=20mm, dy=20mm

Maximum value of SAR (interpolated) = 0.047 mW/g


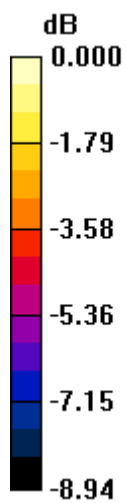
**Ch128/Zoom Scan (5x5x7)/Cube 0:** Measurement grid: dx=8mm, dy=8mm, dz=5mm

Reference Value = 5.29 V/m; Power Drift = 0.137 dB

Peak SAR (extrapolated) = 0.054 W/kg

**SAR(1 g) = 0.047 mW/g; SAR(10 g) = 0.037 mW/g**

Maximum value of SAR (measured) = 0.048 mW/g



0 dB = 0.048mW/g

## #72\_GSM1900\_DTM Multi-slot class 11\_Right Cheek\_Ch661

**DUT: 201541**

Communication System: PCS 1900; Frequency: 1880 MHz; Duty Cycle: 1:2.67

Medium: HSL\_1900\_121021 Medium parameters used:  $f = 1880$  MHz;  $\sigma = 1.43$  mho/m;  $\epsilon_r = 38.8$ ;  $\rho = 1000$  kg/m<sup>3</sup>

Ambient Temperature : 22.6°C; Liquid Temperature : 21.6 °C

DASY4 Configuration:

- Probe: ET3DV6 - SN1787; ConvF(5.06, 5.06, 5.06); Calibrated: 2012/5/29
- Sensor-Surface: 4mm (Mechanical Surface Detection)
- Electronics: DAE3 Sn577; Calibrated: 2012/6/6
- Phantom: SAM\_Left; Type: SAM; Serial: TP-1150
- Measurement SW: DASY4, V4.7 Build 80; Postprocessing SW: SEMCAD, V1.8 Build 186

**Ch661/Area Scan (51x81x1):** Measurement grid: dx=20mm, dy=20mm

Maximum value of SAR (interpolated) = 0.458 mW/g

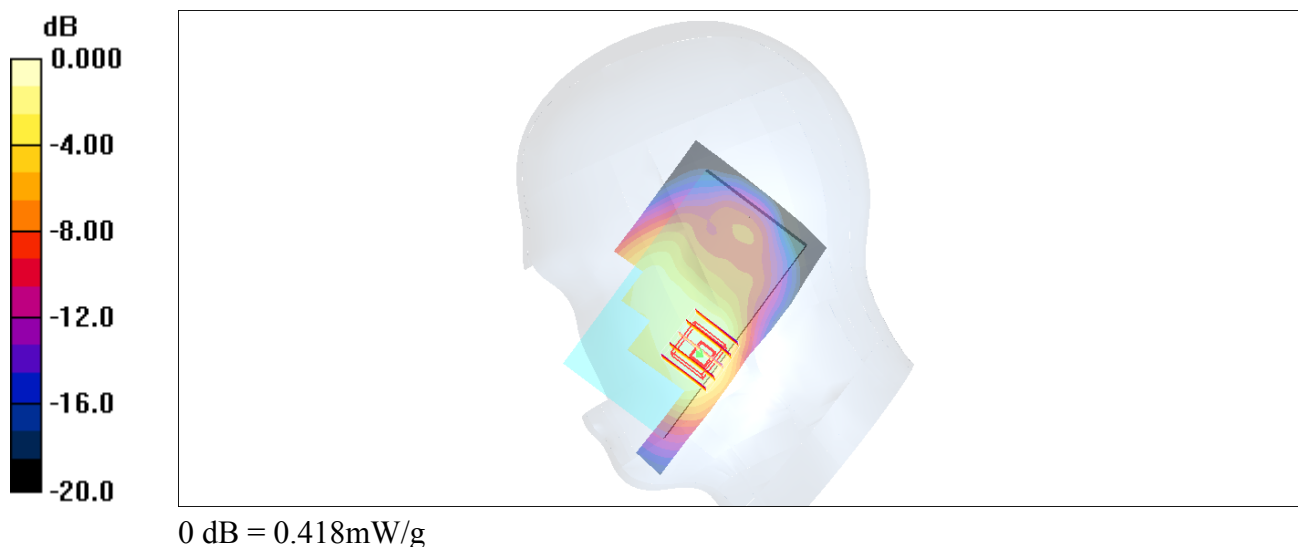
**Ch661/Zoom Scan (5x5x7)/Cube 0:** Measurement grid: dx=8mm, dy=8mm, dz=5mm

Reference Value = 7.13 V/m; Power Drift = 0.022 dB

Peak SAR (extrapolated) = 0.940 W/kg

**SAR(1 g) = 0.390 mW/g; SAR(10 g) = 0.243 mW/g**

Maximum value of SAR (measured) = 0.418 mW/g



### #73\_GSM1900\_DTM Multi-slot class 11\_Right Tilted\_Ch661

**DUT: 201541**

Communication System: PCS 1900; Frequency: 1880 MHz; Duty Cycle: 1:2.67

Medium: HSL\_1900\_121021 Medium parameters used:  $f = 1880$  MHz;  $\sigma = 1.43$  mho/m;  $\epsilon_r = 38.8$ ;  $\rho = 1000$  kg/m<sup>3</sup>

Ambient Temperature : 22.6°C; Liquid Temperature : 21.6 °C

DASY4 Configuration:

- Probe: ET3DV6 - SN1787; ConvF(5.06, 5.06, 5.06); Calibrated: 2012/5/29
- Sensor-Surface: 4mm (Mechanical Surface Detection)
- Electronics: DAE3 Sn577; Calibrated: 2012/6/6
- Phantom: SAM\_Left; Type: SAM; Serial: TP-1150
- Measurement SW: DASY4, V4.7 Build 80; Postprocessing SW: SEMCAD, V1.8 Build 186

**Ch661/Area Scan (51x81x1):** Measurement grid: dx=20mm, dy=20mm

Maximum value of SAR (interpolated) = 0.193 mW/g

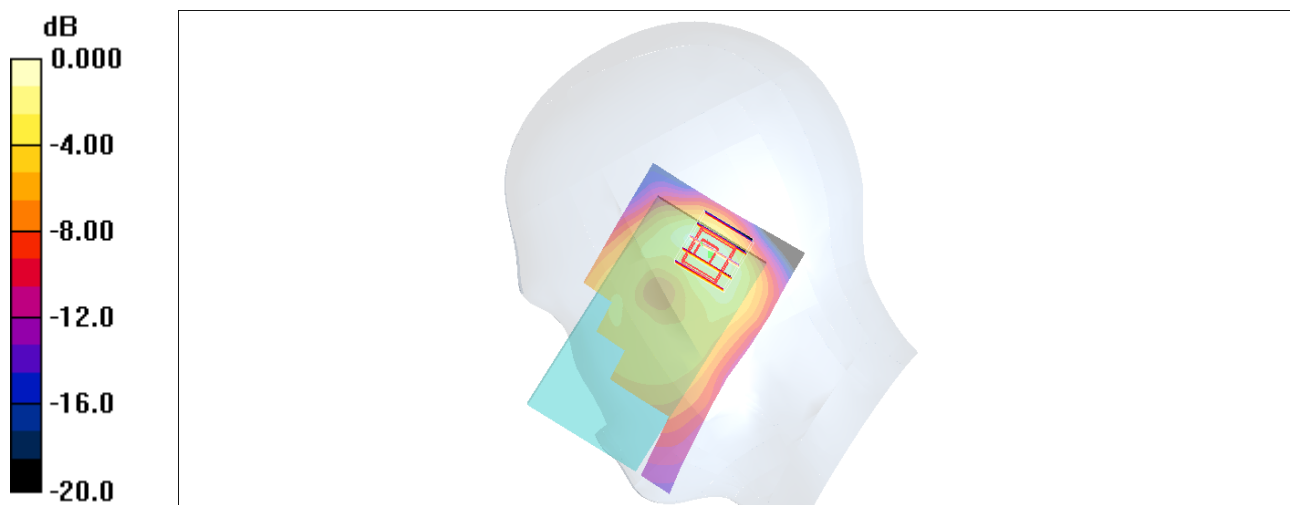
**Ch661/Zoom Scan (5x5x7)/Cube 0:** Measurement grid: dx=8mm, dy=8mm, dz=5mm

Reference Value = 11.0 V/m; Power Drift = -0.090 dB

Peak SAR (extrapolated) = 0.252 W/kg

**SAR(1 g) = 0.165 mW/g; SAR(10 g) = 0.097 mW/g**

Maximum value of SAR (measured) = 0.181 mW/g



0 dB = 0.181mW/g

## #74\_GSM1900\_DTM Multi-slot class 11\_Left Cheek\_Ch661

**DUT: 201541**

Communication System: PCS 1900; Frequency: 1880 MHz; Duty Cycle: 1:2.67

Medium: HSL\_1900\_121021 Medium parameters used:  $f = 1880$  MHz;  $\sigma = 1.43$  mho/m;  $\epsilon_r = 38.8$ ;  $\rho = 1000$  kg/m<sup>3</sup>

Ambient Temperature : 22.6°C; Liquid Temperature : 21.6 °C

DASY4 Configuration:

- Probe: ET3DV6 - SN1787; ConvF(5.06, 5.06, 5.06); Calibrated: 2012/5/29
- Sensor-Surface: 4mm (Mechanical Surface Detection)
- Electronics: DAE3 Sn577; Calibrated: 2012/6/6
- Phantom: SAM\_Left; Type: SAM; Serial: TP-1150
- Measurement SW: DASY4, V4.7 Build 80; Postprocessing SW: SEMCAD, V1.8 Build 186

**Ch661/Area Scan (51x81x1):** Measurement grid: dx=20mm, dy=20mm

Maximum value of SAR (interpolated) = 0.515 mW/g


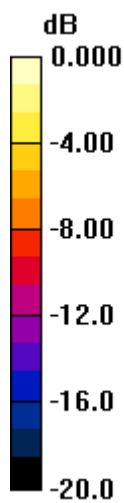
**Ch661/Zoom Scan (5x5x7)/Cube 0:** Measurement grid: dx=8mm, dy=8mm, dz=5mm

Reference Value = 7.19 V/m; Power Drift = -0.026 dB

Peak SAR (extrapolated) = 0.698 W/kg

**SAR(1 g) = 0.479 mW/g; SAR(10 g) = 0.304 mW/g**

Maximum value of SAR (measured) = 0.522 mW/g



0 dB = 0.522mW/g

## #74\_GSM1900\_DTM Multi-slot class 11\_Left Cheek\_Ch661\_2D

**DUT: 201541**

Communication System: PCS 1900; Frequency: 1880 MHz; Duty Cycle: 1:2.67

Medium: HSL\_1900\_121021 Medium parameters used:  $f = 1880$  MHz;  $\sigma = 1.43$  mho/m;  $\epsilon_r = 38.8$ ;  $\rho = 1000$  kg/m<sup>3</sup>

Ambient Temperature : 22.6°C; Liquid Temperature : 21.6 °C

DASY4 Configuration:

- Probe: ET3DV6 - SN1787; ConvF(5.06, 5.06, 5.06); Calibrated: 2012/5/29
- Sensor-Surface: 4mm (Mechanical Surface Detection)
- Electronics: DAE3 Sn577; Calibrated: 2012/6/6
- Phantom: SAM\_Left; Type: SAM; Serial: TP-1150
- Measurement SW: DASY4, V4.7 Build 80; Postprocessing SW: SEMCAD, V1.8 Build 186

**Ch661/Area Scan (51x81x1):** Measurement grid: dx=20mm, dy=20mm

Maximum value of SAR (interpolated) = 0.515 mW/g

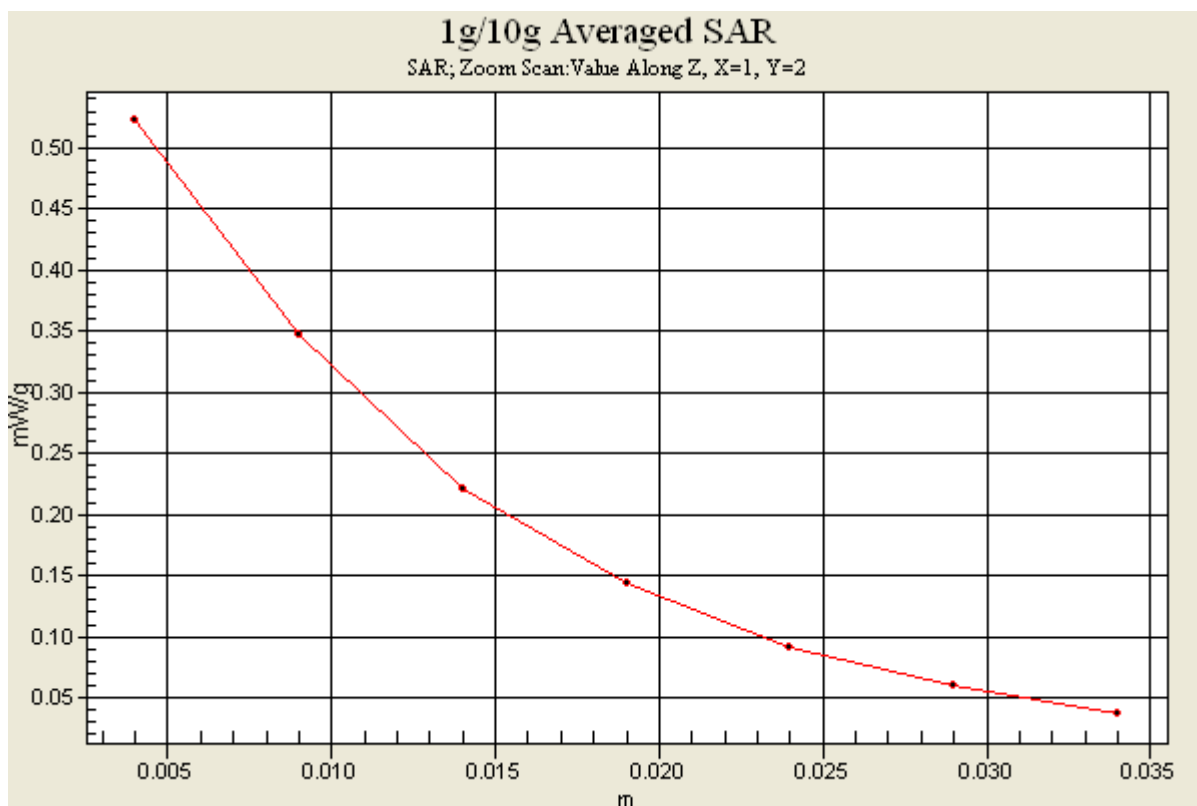
**Ch661/Zoom Scan (5x5x7)/Cube 0:** Measurement grid: dx=8mm, dy=8mm, dz=5mm

Reference Value = 7.19 V/m; Power Drift = -0.026 dB

Peak SAR (extrapolated) = 0.698 W/kg

**SAR(1 g) = 0.479 mW/g; SAR(10 g) = 0.304 mW/g**

Maximum value of SAR (measured) = 0.522 mW/g



**#75\_GSM1900\_DTM Multi-slot class 11\_Left Tilted\_Ch661****DUT: 201541**

Communication System: PCS 1900; Frequency: 1880 MHz; Duty Cycle: 1:2.67

Medium: HSL\_1900\_121021 Medium parameters used:  $f = 1880$  MHz;  $\sigma = 1.43$  mho/m;  $\epsilon_r = 38.8$ ;  $\rho = 1000$  kg/m<sup>3</sup>

Ambient Temperature : 22.6°C; Liquid Temperature : 21.6 °C

DASY4 Configuration:

- Probe: ET3DV6 - SN1787; ConvF(5.06, 5.06, 5.06); Calibrated: 2012/5/29

- Sensor-Surface: 4mm (Mechanical Surface Detection)

- Electronics: DAE3 Sn577; Calibrated: 2012/6/6

- Phantom: SAM\_Left; Type: SAM; Serial: TP-1150

- Measurement SW: DASY4, V4.7 Build 80; Postprocessing SW: SEMCAD, V1.8 Build 186

**Ch661/Area Scan (51x81x1):** Measurement grid: dx=20mm, dy=20mm

Maximum value of SAR (interpolated) = 0.245 mW/g

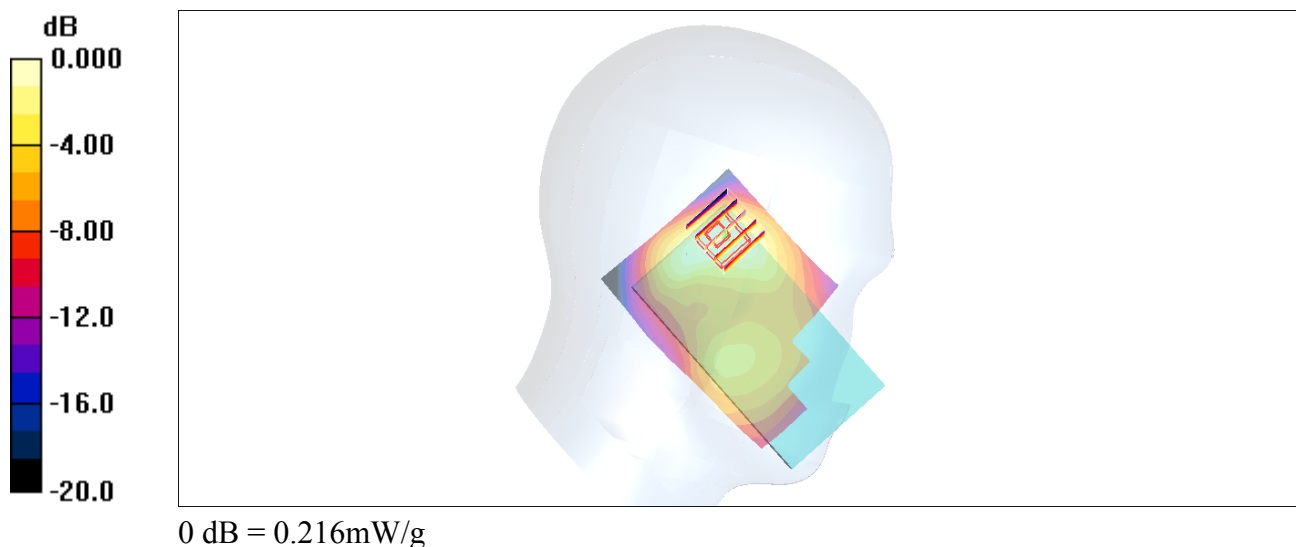
**Ch661/Zoom Scan (5x5x7)/Cube 0:** Measurement grid: dx=8mm, dy=8mm, dz=5mm

Reference Value = 11.7 V/m; Power Drift = 0.001 dB

Peak SAR (extrapolated) = 0.354 W/kg

**SAR(1 g) = 0.208 mW/g; SAR(10 g) = 0.127 mW/g**

Maximum value of SAR (measured) = 0.216 mW/g



## #16\_WCDMA V\_RMC12.2K\_Right Cheek\_Ch4132

**DUT: 201541**

Communication System: WCDMA; Frequency: 826.4 MHz; Duty Cycle: 1:1

Medium: HSL\_850\_121019 Medium parameters used :  $f = 826.4$  MHz;  $\sigma = 0.898$  mho/m;  $\epsilon_r = 43.1$ ;  $\rho = 1000$  kg/m<sup>3</sup>

Ambient Temperature : 22.6 °C; Liquid Temperature : 21.6 °C

DASY4 Configuration:

- Probe: ET3DV6 - SN1787; ConvF(6.12, 6.12, 6.12); Calibrated: 2012/5/29
- Sensor-Surface: 4mm (Mechanical Surface Detection)
- Electronics: DAE3 Sn577; Calibrated: 2012/6/6
- Phantom: SAM\_Left; Type: SAM; Serial: TP-1150
- Measurement SW: DASY4, V4.7 Build 80; Postprocessing SW: SEMCAD, V1.8 Build 186

**Ch4132/Area Scan (51x81x1):** Measurement grid: dx=20mm, dy=20mm

Maximum value of SAR (interpolated) = 0.006 mW/g

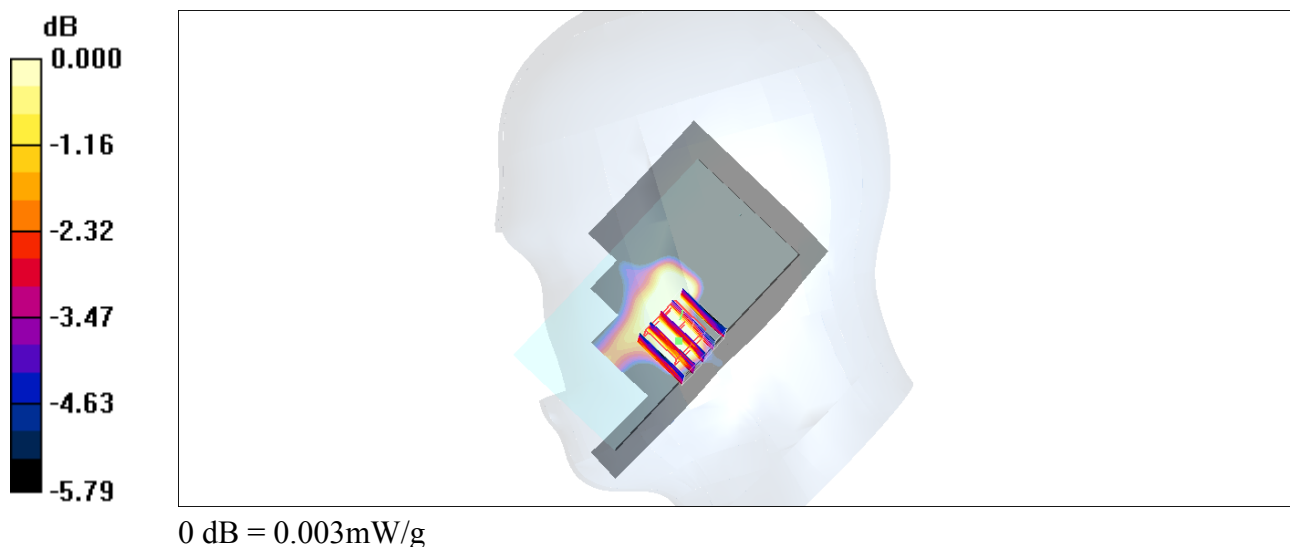
**Ch4132/Zoom Scan (5x5x7)/Cube 0:** Measurement grid: dx=8mm, dy=8mm, dz=5mm

Reference Value = 0.934 V/m; Power Drift = -0.139 dB

Peak SAR (extrapolated) = 0.009 W/kg

**SAR(1 g) = 0.00278 mW/g; SAR(10 g) = 0.00207 mW/g**

Maximum value of SAR (measured) = 0.003 mW/g



## #17\_WCDMA V\_RMC12.2K\_Right Tilted\_Ch4132

**DUT: 201541**

Communication System: WCDMA; Frequency: 826.4 MHz; Duty Cycle: 1:1

Medium: HSL\_850\_121019 Medium parameters used :  $f = 826.4$  MHz;  $\sigma = 0.898$  mho/m;  $\epsilon_r = 43.1$ ;  $\rho = 1000$  kg/m<sup>3</sup>

Ambient Temperature : 22.6 °C; Liquid Temperature : 21.6 °C

DASY4 Configuration:

- Probe: ET3DV6 - SN1787; ConvF(6.12, 6.12, 6.12); Calibrated: 2012/5/29
- Sensor-Surface: 4mm (Mechanical Surface Detection)
- Electronics: DAE3 Sn577; Calibrated: 2012/6/6
- Phantom: SAM\_Left; Type: SAM; Serial: TP-1150
- Measurement SW: DASY4, V4.7 Build 80; Postprocessing SW: SEMCAD, V1.8 Build 186

**Ch4132/Area Scan (51x81x1):** Measurement grid: dx=20mm, dy=20mm

Maximum value of SAR (interpolated) = 0.003 mW/g

**Ch4132/Zoom Scan (5x5x7)/Cube 0:** Measurement grid: dx=8mm, dy=8mm, dz=5mm

Reference Value = 1.28 V/m; Power Drift = -0.164 dB

Peak SAR (extrapolated) = 0.015 W/kg

**SAR(1 g) = 0.00325 mW/g; SAR(10 g) = 0.00136 mW/g**


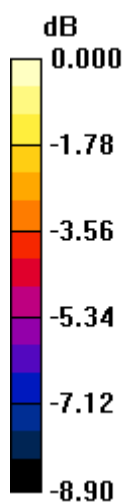
Maximum value of SAR (measured) = 0.003 mW/g

**Ch4132/Zoom Scan (5x5x7)/Cube 1:** Measurement grid: dx=8mm, dy=8mm, dz=5mm

Reference Value = 1.28 V/m; Power Drift = -0.164 dB

Peak SAR (extrapolated) = 0.015 W/kg

**SAR(1 g) = 0.00274 mW/g; SAR(10 g) = 0.000544 mW/g**



0 dB = 0.003mW/g

## #18\_WCDMA V\_RMC12.2K\_Left Cheek\_Ch4132

**DUT: 201541**

Communication System: WCDMA; Frequency: 826.4 MHz; Duty Cycle: 1:1

Medium: HSL\_850\_121019 Medium parameters used :  $f = 826.4$  MHz;  $\sigma = 0.898$  mho/m;  $\epsilon_r = 43.1$ ;  $\rho = 1000$  kg/m<sup>3</sup>

Ambient Temperature : 22.6 °C ; Liquid Temperature : 21.6 °C

DASY4 Configuration:

- Probe: ET3DV6 - SN1787; ConvF(6.12, 6.12, 6.12); Calibrated: 2012/5/29
- Sensor-Surface: 4mm (Mechanical Surface Detection)
- Electronics: DAE3 Sn577; Calibrated: 2012/6/6
- Phantom: SAM\_Left; Type: SAM; Serial: TP-1150
- Measurement SW: DASY4, V4.7 Build 80; Postprocessing SW: SEMCAD, V1.8 Build 186

**Ch4132/Area Scan (51x81x1):** Measurement grid: dx=20mm, dy=20mm

Maximum value of SAR (interpolated) = 0.219 mW/g


**Ch4132/Zoom Scan (5x5x7)/Cube 0:** Measurement grid: dx=8mm, dy=8mm, dz=5mm

Reference Value = 5.37 V/m; Power Drift = -0.109 dB

Peak SAR (extrapolated) = 0.241 W/kg

**SAR(1 g) = 0.209 mW/g; SAR(10 g) = 0.163 mW/g**

Maximum value of SAR (measured) = 0.218 mW/g



0 dB = 0.218mW/g

## #18\_WCDMA V\_RMC12.2K\_Left Cheek\_Ch4132\_2D

**DUT: 201541**

Communication System: WCDMA; Frequency: 826.4 MHz; Duty Cycle: 1:1

Medium: HSL\_850\_121019 Medium parameters used :  $f = 826.4$  MHz;  $\sigma = 0.898$  mho/m;  $\epsilon_r = 43.1$ ;  $\rho = 1000$  kg/m<sup>3</sup>

Ambient Temperature : 22.6 °C ; Liquid Temperature : 21.6 °C

DASY4 Configuration:

- Probe: ET3DV6 - SN1787; ConvF(6.12, 6.12, 6.12); Calibrated: 2012/5/29
- Sensor-Surface: 4mm (Mechanical Surface Detection)
- Electronics: DAE3 Sn577; Calibrated: 2012/6/6
- Phantom: SAM\_Left; Type: SAM; Serial: TP-1150
- Measurement SW: DASY4, V4.7 Build 80; Postprocessing SW: SEMCAD, V1.8 Build 186

**Ch4132/Area Scan (51x81x1):** Measurement grid: dx=20mm, dy=20mm

Maximum value of SAR (interpolated) = 0.219 mW/g

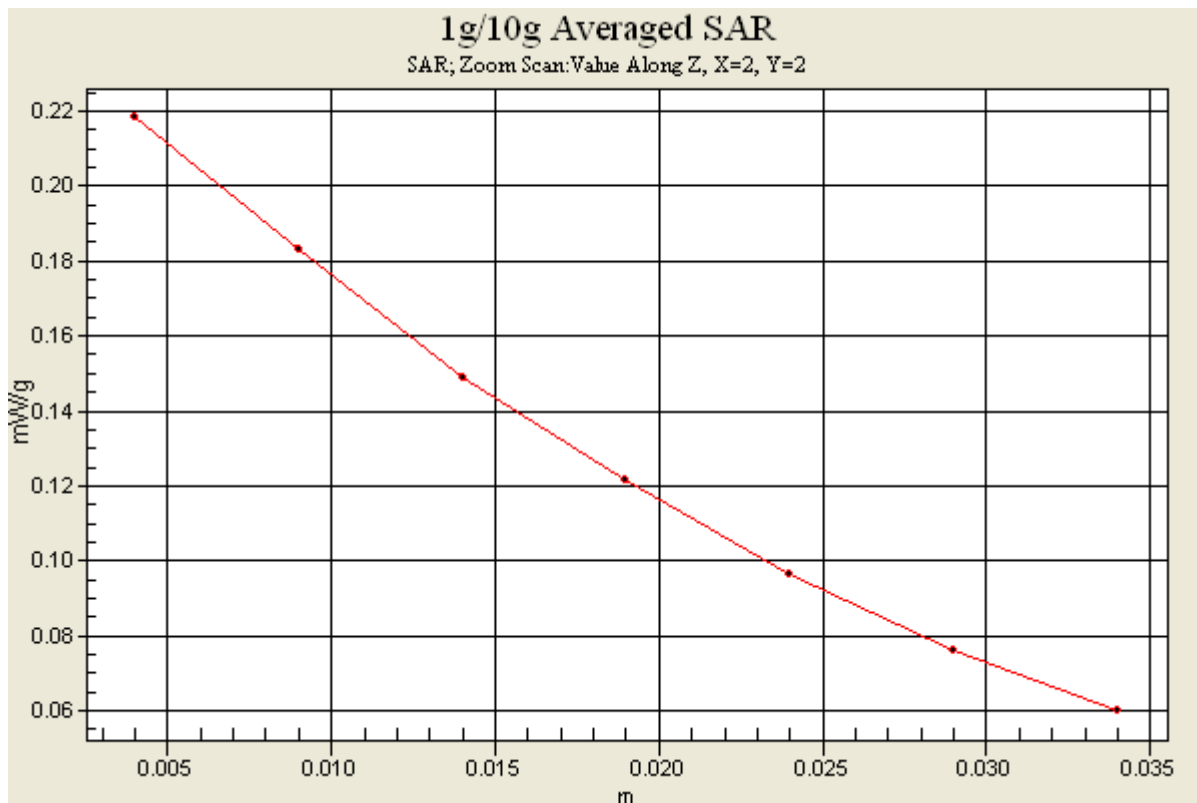
**Ch4132/Zoom Scan (5x5x7)/Cube 0:** Measurement grid: dx=8mm, dy=8mm, dz=5mm

Reference Value = 5.37 V/m; Power Drift = -0.109 dB

Peak SAR (extrapolated) = 0.241 W/kg

**SAR(1 g) = 0.209 mW/g; SAR(10 g) = 0.163 mW/g**

Maximum value of SAR (measured) = 0.218 mW/g



## #19\_WCDMA V\_RMC12.2K\_Left Tilted\_Ch4132

**DUT: 201541**

Communication System: WCDMA; Frequency: 826.4 MHz; Duty Cycle: 1:1

Medium: HSL\_850\_121019 Medium parameters used :  $f = 826.4$  MHz;  $\sigma = 0.898$  mho/m;  $\epsilon_r = 43.1$ ;  $\rho = 1000$  kg/m<sup>3</sup>

Ambient Temperature : 22.6 °C ; Liquid Temperature : 21.6 °C

DASY4 Configuration:

- Probe: ET3DV6 - SN1787; ConvF(6.12, 6.12, 6.12); Calibrated: 2012/5/29
- Sensor-Surface: 4mm (Mechanical Surface Detection)
- Electronics: DAE3 Sn577; Calibrated: 2012/6/6
- Phantom: SAM\_Left; Type: SAM; Serial: TP-1150
- Measurement SW: DASY4, V4.7 Build 80; Postprocessing SW: SEMCAD, V1.8 Build 186

**Ch4132/Area Scan (51x81x1):** Measurement grid: dx=20mm, dy=20mm

Maximum value of SAR (interpolated) = 0.157 mW/g

**Ch4132/Zoom Scan (5x5x7)/Cube 0:** Measurement grid: dx=8mm, dy=8mm, dz=5mm

Reference Value = 9.55 V/m; Power Drift = -0.041 dB

Peak SAR (extrapolated) = 0.172 W/kg

**SAR(1 g) = 0.151 mW/g; SAR(10 g) = 0.122 mW/g**

Maximum value of SAR (measured) = 0.156 mW/g

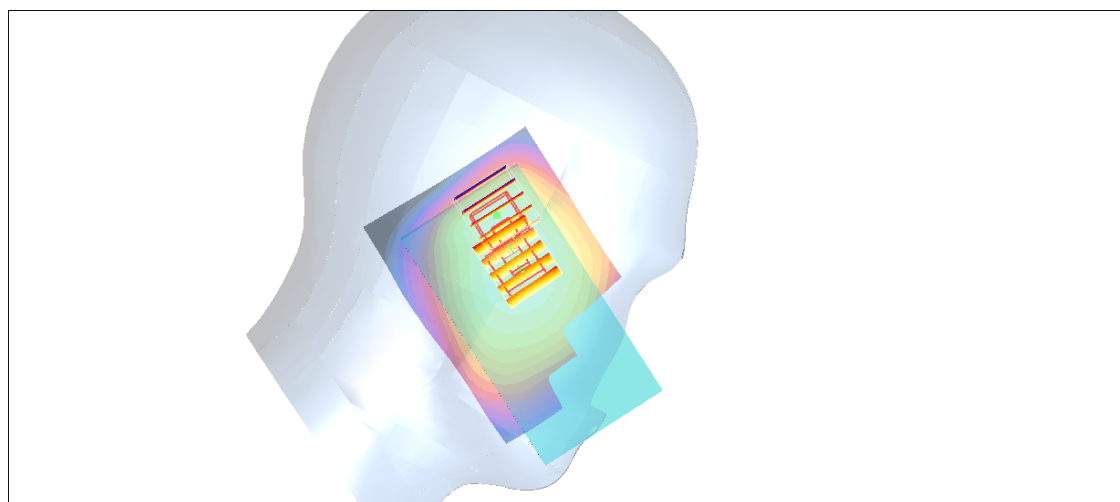
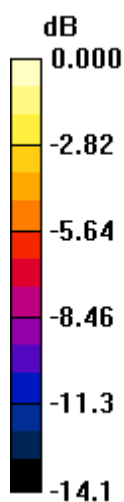
**Ch4132/Zoom Scan (5x5x7)/Cube 1:** Measurement grid: dx=8mm, dy=8mm, dz=5mm

Reference Value = 9.55 V/m; Power Drift = -0.041 dB

Peak SAR (extrapolated) = 0.191 W/kg

**SAR(1 g) = 0.133 mW/g; SAR(10 g) = 0.094 mW/g**

Maximum value of SAR (measured) = 0.152 mW/g



0 dB = 0.152mW/g

## #01\_WLAN2.4G\_802.11b\_Right Cheek\_Ch1

### DUT: 2O1541

Communication System: 802.11b; Frequency: 2412 MHz; Duty Cycle: 1:1

Medium: HSL\_2450\_121027 Medium parameters used:  $f = 2412$  MHz;  $\sigma = 1.766$  mho/m;  $\epsilon_r = 37.558$ ;  $\rho$

$= 1000$  kg/m<sup>3</sup>

Ambient Temperature : 22.3 °C ; Liquid Temperature : 21.3 °C

DASY5 Configuration:

- Probe: ES3DV3 - SN3270; ConvF(4.45, 4.45, 4.45); Calibrated: 2012/9/28;
- Sensor-Surface: 4mm (Mechanical Surface Detection)
- Electronics: DAE3 Sn577; Calibrated: 2012/6/6
- Phantom: SAM-Right; Type: QD 000 P40 C; Serial: TP-1383
- Measurement SW: DASY52, Version 52.8 (2); SEMCAD X Version 14.6.6 (6477)

**Ch1/Area Scan (51x81x1):** Measurement grid: dx=20mm, dy=20mm

Maximum value of SAR (interpolated) = 0.121 mW/g


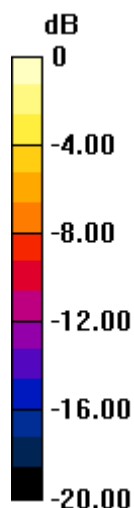
**Ch1/Zoom Scan (5x5x7)/Cube 0:** Measurement grid: dx=8mm, dy=8mm, dz=5mm

Reference Value = 2.603 V/m; Power Drift = 0.07 dB

Peak SAR (extrapolated) = 0.211 mW/g

**SAR(1 g) = 0.111 mW/g; SAR(10 g) = 0.06 mW/g**

Maximum value of SAR (measured) = 0.129 mW/g



0 dB = 0.129 mW/g = -17.79 dB mW/g

### #01\_WLAN2.4G\_802.11b\_Right Cheek\_Ch1\_2D

**DUT: 2O1541**

Communication System: 802.11b; Frequency: 2412 MHz; Duty Cycle: 1:1

Medium: HSL\_2450\_121027 Medium parameters used:  $f = 2412$  MHz;  $\sigma = 1.766$  mho/m;  $\epsilon_r = 37.558$ ;  $\rho$

$= 1000$  kg/m<sup>3</sup>

Ambient Temperature : 22.3 °C ; Liquid Temperature : 21.3 °C

DASY5 Configuration:

- Probe: ES3DV3 - SN3270; ConvF(4.45, 4.45, 4.45); Calibrated: 2012/9/28;
- Sensor-Surface: 4mm (Mechanical Surface Detection)
- Electronics: DAE3 Sn577; Calibrated: 2012/6/6
- Phantom: SAM-Right; Type: QD 000 P40 C; Serial: TP-1383
- Measurement SW: DASY52, Version 52.8 (2); SEMCAD X Version 14.6.6 (6477)

**Ch1/Area Scan (51x81x1):** Measurement grid: dx=20mm, dy=20mm

Maximum value of SAR (interpolated) = 0.121 mW/g

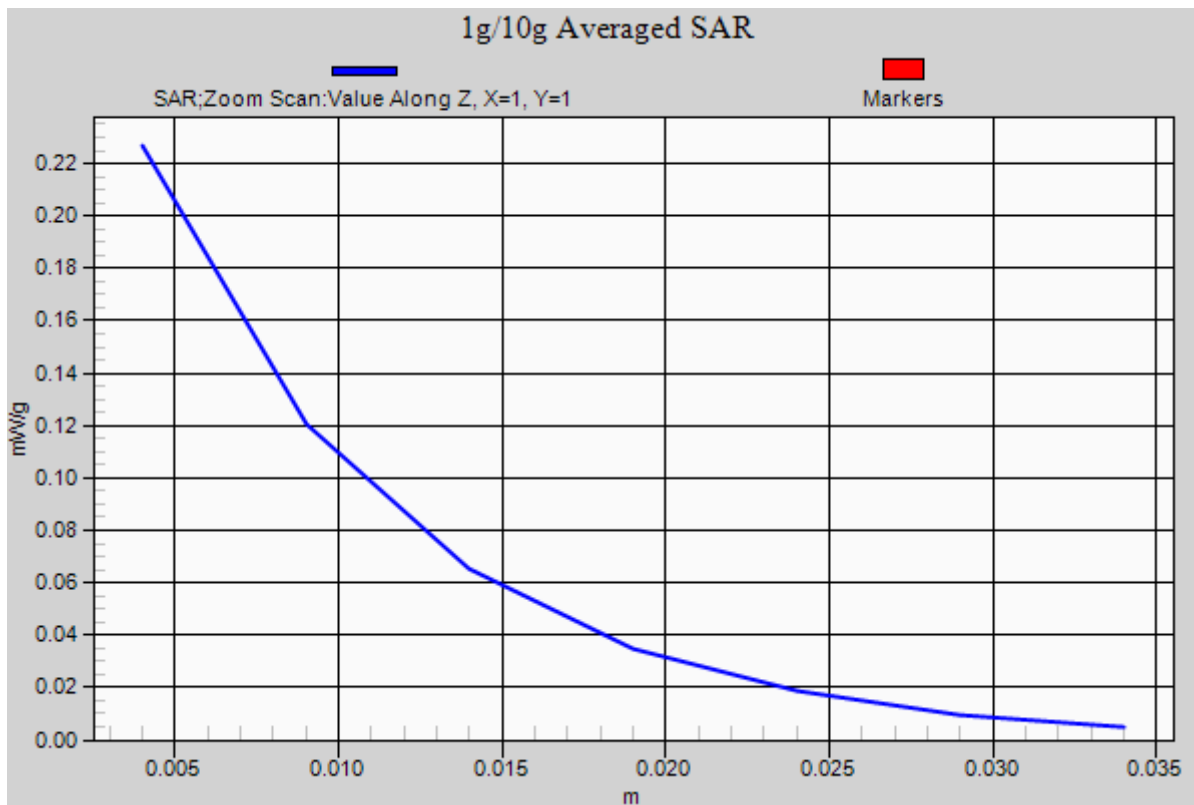
**Ch1/Zoom Scan (5x5x7)/Cube 0:** Measurement grid: dx=8mm, dy=8mm, dz=5mm

Reference Value = 2.603 V/m; Power Drift = 0.07 dB

Peak SAR (extrapolated) = 0.211 mW/g

**SAR(1 g) = 0.111 mW/g; SAR(10 g) = 0.06 mW/g**

Maximum value of SAR (measured) = 0.129 mW/g



## #02\_WLAN2.4G\_802.11b\_Right Tilted\_Ch1

### DUT: 2O1541

Communication System: 802.11b; Frequency: 2412 MHz; Duty Cycle: 1:1

Medium: HSL\_2450\_121027 Medium parameters used:  $f = 2412$  MHz;  $\sigma = 1.766$  mho/m;  $\epsilon_r = 37.558$ ;  $\rho$

$= 1000$  kg/m<sup>3</sup>

Ambient Temperature : 22.3 °C ; Liquid Temperature : 21.3 °C

DASY5 Configuration:

- Probe: ES3DV3 - SN3270; ConvF(4.45, 4.45, 4.45); Calibrated: 2012/9/28;
- Sensor-Surface: 4mm (Mechanical Surface Detection)
- Electronics: DAE3 Sn577; Calibrated: 2012/6/6
- Phantom: SAM-Right; Type: QD 000 P40 C; Serial: TP-1383
- Measurement SW: DASY52, Version 52.8 (2); SEMCAD X Version 14.6.6 (6477)

**Ch1/Area Scan (51x81x1):** Measurement grid: dx=20mm, dy=20mm

Maximum value of SAR (interpolated) = 0.0554 mW/g

**Ch1/Zoom Scan (5x5x7)/Cube 0:** Measurement grid: dx=8mm, dy=8mm, dz=5mm

Reference Value = 2.156 V/m; Power Drift = 0.17 dB

Peak SAR (extrapolated) = 0.091 mW/g

**SAR(1 g) = 0.053 mW/g; SAR(10 g) = 0.030 mW/g**

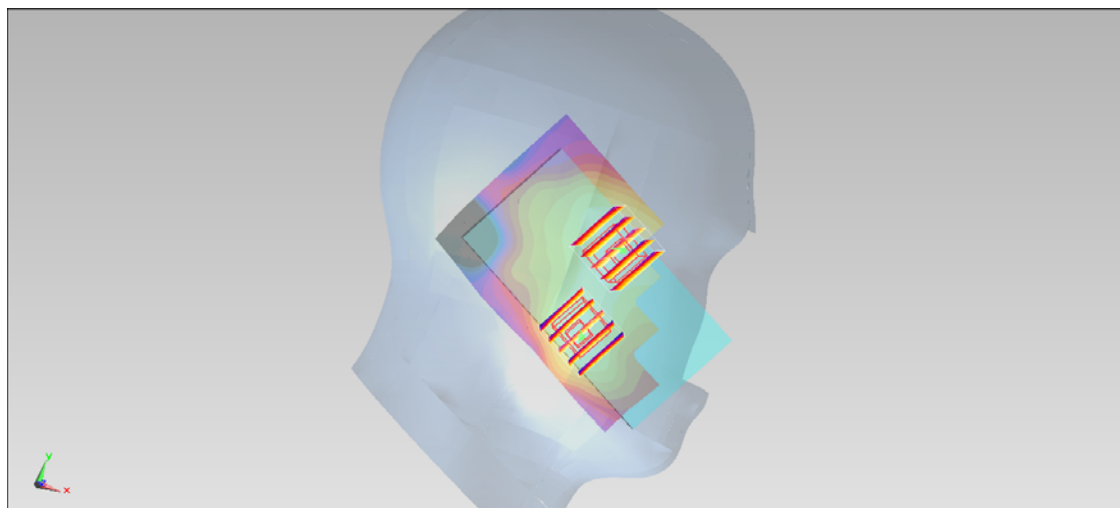
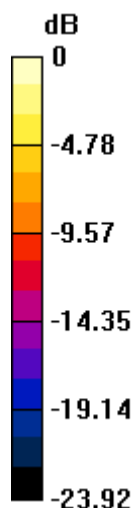
Maximum value of SAR (measured) = 0.0568 mW/g

**Ch1/Zoom Scan (5x5x7)/Cube 1:** Measurement grid: dx=8mm, dy=8mm, dz=5mm

Reference Value = 2.156 V/m; Power Drift = 0.17 dB

Peak SAR (extrapolated) = 0.091 mW/g

**SAR(1 g) = 0.052 mW/g; SAR(10 g) = 0.028 mW/g**



0 dB = 0.0568 mW/g = -24.91 dB mW/g

### #03\_WLAN2.4G\_802.11b\_Left Cheek\_Ch1

#### DUT: 2O1541

Communication System: 802.11b; Frequency: 2412 MHz; Duty Cycle: 1:1

Medium: HSL\_2450\_121027 Medium parameters used:  $f = 2412$  MHz;  $\sigma = 1.766$  mho/m;  $\epsilon_r = 37.558$ ;  $\rho$

$= 1000$  kg/m<sup>3</sup>

Ambient Temperature : 22.3 °C ; Liquid Temperature : 21.3 °C

DASY5 Configuration:

- Probe: ES3DV3 - SN3270; ConvF(4.45, 4.45, 4.45); Calibrated: 2012/9/28;
- Sensor-Surface: 4mm (Mechanical Surface Detection)
- Electronics: DAE3 Sn577; Calibrated: 2012/6/6
- Phantom: SAM-Right; Type: QD 000 P40 C; Serial: TP-1383
- Measurement SW: DASY52, Version 52.8 (2); SEMCAD X Version 14.6.6 (6477)

**Ch1/Area Scan (51x81x1):** Measurement grid: dx=20mm, dy=20mm

Maximum value of SAR (interpolated) = 0.0899 mW/g

**Ch1/Zoom Scan (5x5x7)/Cube 0:** Measurement grid: dx=8mm, dy=8mm, dz=5mm

Reference Value = 2.688 V/m; Power Drift = 0.17 dB

Peak SAR (extrapolated) = 0.152 mW/g

**SAR(1 g) = 0.085 mW/g; SAR(10 g) = 0.046 mW/g**

Maximum value of SAR (measured) = 0.0926 mW/g


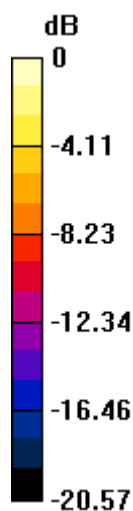
**Ch1/Zoom Scan (5x5x7)/Cube 1:** Measurement grid: dx=8mm, dy=8mm, dz=5mm

Reference Value = 2.688 V/m; Power Drift = 0.17 dB

Peak SAR (extrapolated) = 0.141 mW/g

**SAR(1 g) = 0.081 mW/g; SAR(10 g) = 0.046 mW/g**

Maximum value of SAR (measured) = 0.0871 mW/g



0 dB = 0.0871 mW/g = -21.20 dB mW/g

## #04\_WLAN2.4G\_802.11b\_Left Tilted\_Ch1

### DUT: 2O1541

Communication System: 802.11b; Frequency: 2412 MHz; Duty Cycle: 1:1

Medium: HSL\_2450\_121027 Medium parameters used:  $f = 2412$  MHz;  $\sigma = 1.766$  mho/m;  $\epsilon_r = 37.558$ ;  $\rho$

$= 1000$  kg/m<sup>3</sup>

Ambient Temperature : 22.3 °C; Liquid Temperature : 21.3 °C

DASY5 Configuration:

- Probe: ES3DV3 - SN3270; ConvF(4.45, 4.45, 4.45); Calibrated: 2012/9/28;
- Sensor-Surface: 4mm (Mechanical Surface Detection)
- Electronics: DAE3 Sn577; Calibrated: 2012/6/6
- Phantom: SAM-Right; Type: QD 000 P40 C; Serial: TP-1383
- Measurement SW: DASY52, Version 52.8 (2); SEMCAD X Version 14.6.6 (6477)

**Ch1/Area Scan (51x81x1):** Measurement grid: dx=20mm, dy=20mm

Maximum value of SAR (interpolated) = 0.0753 mW/g


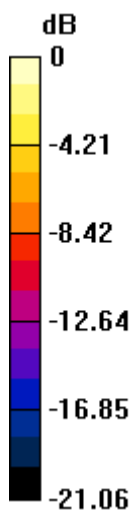
**Ch1/Zoom Scan (5x5x7)/Cube 0:** Measurement grid: dx=8mm, dy=8mm, dz=5mm

Reference Value = 4.670 V/m; Power Drift = -0.129 dB

Peak SAR (extrapolated) = 0.140 mW/g

**SAR(1 g) = 0.077 mW/g; SAR(10 g) = 0.041 mW/g**

Maximum value of SAR (measured) = 0.0811 mW/g



0 dB = 0.0811 mW/g = -21.82 dB mW/g

### #36\_WLAN5G\_802.11a\_Right Cheek\_Ch36

#### DUT: 2O1541

Communication System: 802.11a; Frequency: 5180 MHz; Duty Cycle: 1:1

Medium: HSL\_5G\_121021 Medium parameters used:  $f = 5180$  MHz;  $\sigma = 4.755$  mho/m;  $\epsilon_r$

$= 35.351$ ;  $\rho = 1000$  kg/m<sup>3</sup>

Ambient Temperature : 22.7 °C ; Liquid Temperature : 21.7 °C

DASY5 Configuration:

- Probe: EX3DV4 - SN3697; ConvF(4.86, 4.86, 4.86); Calibrated: 2012/9/28;
- Sensor-Surface: 2mm (Mechanical Surface Detection)
- Electronics: DAE4 Sn778; Calibrated: 2012/8/27
- Phantom: SAM LEFT; Type: QD000P40CD; Serial: TP:1718
- Measurement SW: DASY52, Version 52.8 (1); SEMCAD X Version 14.6.5 (6469)

**Ch36/Area Scan (101x181x1):** Measurement grid: dx=10mm, dy=10mm

Maximum value of SAR (interpolated) = 0.129 mW/g

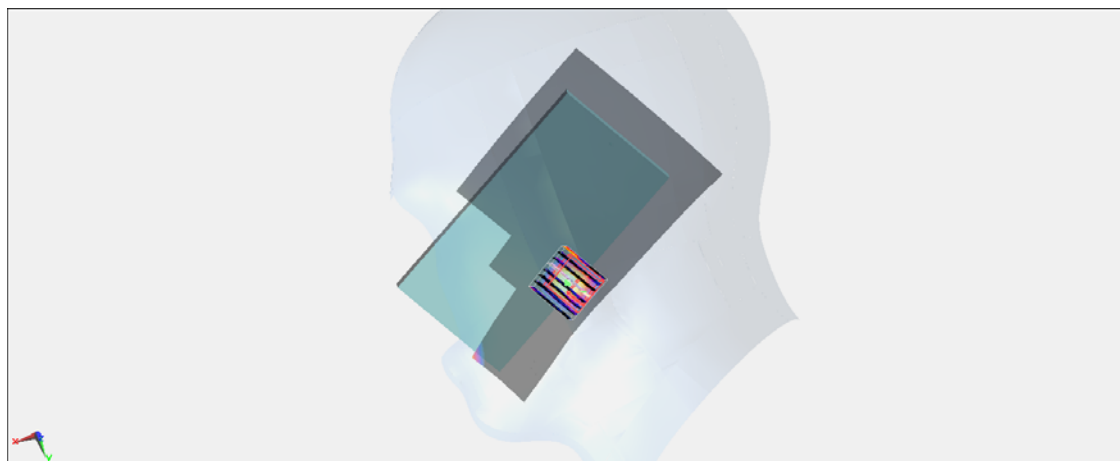
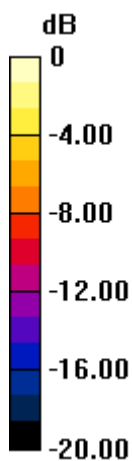
**Ch36/Zoom Scan (8x8x10)/Cube 0:** Measurement grid: dx=4mm, dy=4mm, dz=2.5mm

Reference Value = 1.326 V/m; Power Drift = 0.089 dB

Peak SAR (extrapolated) = 0.035 mW/g

**SAR(1 g) = 0.000654 mW/g; SAR(10 g) = 6.54e-005 mW/g**

Maximum value of SAR (measured) = 0.0921 mW/g



0 dB = 0.0921 mW/g = -20.71 dB mW/g

### #37\_WLAN5G\_802.11a\_Right Tilted\_Ch36

#### DUT: 2O1541

Communication System: 802.11a; Frequency: 5180 MHz; Duty Cycle: 1:1

Medium: HSL\_5G\_121021 Medium parameters used:  $f = 5180$  MHz;  $\sigma = 4.755$  mho/m;  $\epsilon_r = 35.351$ ;  $\rho =$

$1000$  kg/m<sup>3</sup>

Ambient Temperature : 22.7 °C ; Liquid Temperature : 21.7 °C

DASY5 Configuration:

- Probe: EX3DV4 - SN3697; ConvF(4.86, 4.86, 4.86); Calibrated: 2012/9/28;
- Sensor-Surface: 2mm (Mechanical Surface Detection)
- Electronics: DAE4 Sn778; Calibrated: 2012/8/27
- Phantom: SAM LEFT; Type: QD000P40CD; Serial: TP:1718
- Measurement SW: DASY52, Version 52.8 (1); SEMCAD X Version 14.6.5 (6469)

**Ch36/Area Scan (101x181x1):** Measurement grid: dx=10mm, dy=10mm

Maximum value of SAR (interpolated) = 0.147 mW/g


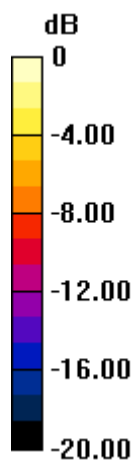
**Ch36/Zoom Scan (8x8x10)/Cube 0:** Measurement grid: dx=4mm, dy=4mm, dz=2.5mm

Reference Value = 0 V/m; Power Drift = 0.114 dB

Peak SAR (extrapolated) = 0.031 mW/g

**SAR(1 g) = 0.000574 mW/g; SAR(10 g) = 5.74e-005 mW/g**

Maximum value of SAR (measured) = 0.103 mW/g



0 dB = 0.103 mW/g = -19.74 dB mW/g

### #38\_WLAN5G\_802.11a\_Left Cheek\_Ch36

#### DUT: 2O1541

Communication System: 802.11a; Frequency: 5180 MHz; Duty Cycle: 1:1

Medium: HSL\_5G\_121021 Medium parameters used:  $f = 5180$  MHz;  $\sigma = 4.755$  mho/m;  $\epsilon_r = 35.351$ ;  $\rho =$

$1000$  kg/m<sup>3</sup>

Ambient Temperature :  $22.7$  °C; Liquid Temperature :  $21.7$  °C

DASY5 Configuration:

- Probe: EX3DV4 - SN3697; ConvF(4.86, 4.86, 4.86); Calibrated: 2012/9/28;
- Sensor-Surface: 2mm (Mechanical Surface Detection)
- Electronics: DAE4 Sn778; Calibrated: 2012/8/27
- Phantom: SAM LEFT; Type: QD000P40CD; Serial: TP:1718
- Measurement SW: DASY52, Version 52.8 (1); SEMCAD X Version 14.6.5 (6469)

**Ch36/Area Scan (101x181x1):** Measurement grid: dx=10mm, dy=10mm

Maximum value of SAR (interpolated) = 0.290 mW/g

**Ch36/Zoom Scan (8x8x10)/Cube 0:** Measurement grid: dx=4mm, dy=4mm, dz=2.5mm

Reference Value = 0 V/m; Power Drift = 0.012 dB

Peak SAR (extrapolated) = 0.246 mW/g

**SAR(1 g) = 0.00622 mW/g; SAR(10 g) = 0.000624 mW/g**

Maximum value of SAR (measured) = 0.161 mW/g

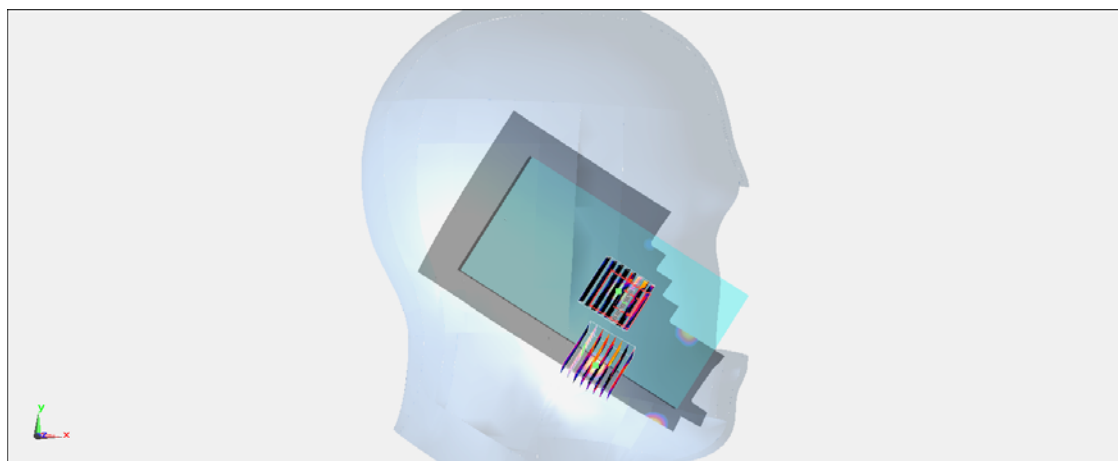
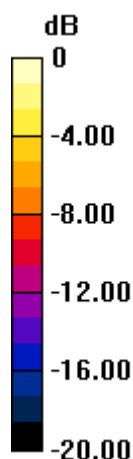
**Ch36/Zoom Scan (8x8x10)/Cube 1:** Measurement grid: dx=4mm, dy=4mm, dz=2.5mm

Reference Value = 0 V/m; Power Drift = 0.012 dB

Peak SAR (extrapolated) = 0 mW/g

**SAR(1 g) = n.a. ; SAR(10 g) = n.a.**

Maximum value of SAR (measured) = 0.146 mW/g



0 dB = 0.146 mW/g = -16.71 dB mW/g

### #116\_WLAN5G\_802.11a\_Left Tilted\_Ch36

#### DUT: 2O1541

Communication System: 802.11a; Frequency: 5180 MHz; Duty Cycle: 1:1

Medium: HSL\_5G\_121106 Medium parameters used :  $f = 5180$  MHz;  $\sigma = 4.791$  mho/m;  $\epsilon_r = 35.477$ ;  $\rho =$

$1000$  kg/m<sup>3</sup>

Ambient Temperature : 22.5 °C; Liquid Temperature : 21.5 °C

DASY5 Configuration:

- Probe: EX3DV4 - SN3792; ConvF(5.07, 5.07, 5.07); Calibrated: 2012/6/21;
- Sensor-Surface: 2mm (Mechanical Surface Detection)
- Electronics: DAE3 Sn495; Calibrated: 2012/4/23
- Phantom: SAM-Right; Type: QD 000 P40 C; Serial: TP-1383
- Measurement SW: DASY52, Version 52.8 (2); SEMCAD X Version 14.6.6 (6477)

**Ch36/Area Scan (101x181x1):** Measurement grid: dx=10mm, dy=10mm

Maximum value of SAR (interpolated) = 0.0231 mW/g


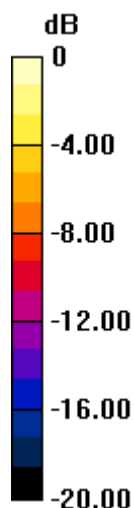
**Ch36/Zoom Scan (8x8x10)/Cube 0:** Measurement grid: dx=4mm, dy=4mm, dz=2.5mm

Reference Value = 0.218 V/m; Power Drift = 0.023 dB

Peak SAR (extrapolated) = 0.137 mW/g

**SAR(1 g) = 0.00775 mW/g; SAR(10 g) = 0.000927 mW/g**

Maximum value of SAR (measured) = 0.0237 mW/g



0 dB = 0.0237 mW/g = -32.51 dB mW/g

### #116\_WLAN5G\_802.11a\_Left Tilted\_Ch36\_2D

#### DUT: 2O1541

Communication System: 802.11a; Frequency: 5180 MHz; Duty Cycle: 1:1

Medium: HSL\_5G\_121106 Medium parameters used :  $f = 5180$  MHz;  $\sigma = 4.791$  mho/m;  $\epsilon_r = 35.477$ ;  $\rho = 1000$  kg/m<sup>3</sup>

Ambient Temperature : 22.5 °C ; Liquid Temperature : 21.5 °C

#### DASY5 Configuration:

- Probe: EX3DV4 - SN3792; ConvF(5.07, 5.07, 5.07); Calibrated: 2012/6/21;
- Sensor-Surface: 2mm (Mechanical Surface Detection)
- Electronics: DAE3 Sn495; Calibrated: 2012/4/23
- Phantom: SAM-Right; Type: QD 000 P40 C; Serial: TP-1383
- Measurement SW: DASY52, Version 52.8 (2); SEMCAD X Version 14.6.6 (6477)

**Ch36/Area Scan (101x181x1):** Measurement grid: dx=10mm, dy=10mm  
Maximum value of SAR (interpolated) = 0.0231 mW/g

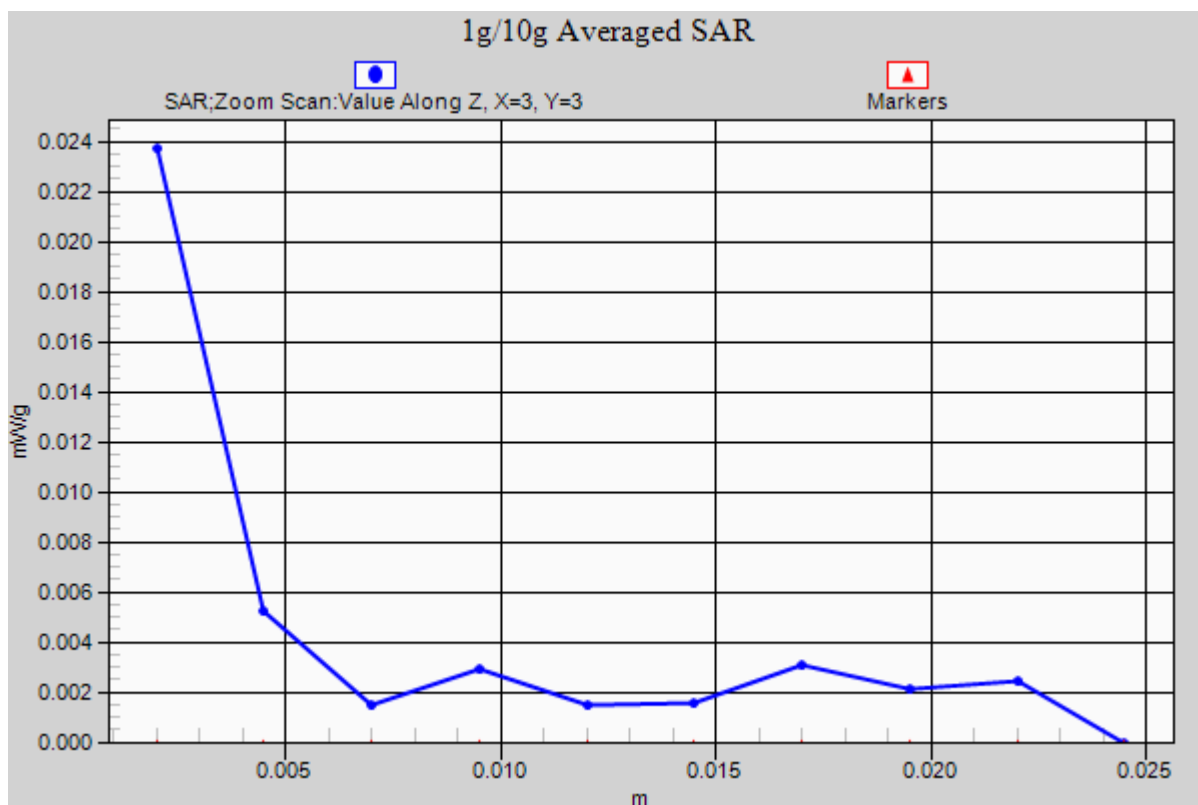
**Ch36/Zoom Scan (8x8x10)/Cube 0:** Measurement grid: dx=4mm, dy=4mm, dz=2.5mm

Reference Value = 0.218 V/m; Power Drift = 0.023 dB

Peak SAR (extrapolated) = 0.137 mW/g

**SAR(1 g) = 0.00775 mW/g; SAR(10 g) = 0.000927 mW/g**

Maximum value of SAR (measured) = 0.0237 mW/g



## #40\_WLAN5G\_802.11a\_Right Cheek\_Ch60

### DUT: 2O1541

Communication System: 802.11a; Frequency: 5300 MHz; Duty Cycle: 1:1

Medium: HSL\_5G\_121021 Medium parameters used:  $f = 5300$  MHz;  $\sigma = 4.877$  mho/m;  $\epsilon_r = 35.175$ ;  $\rho =$

$1000$  kg/m<sup>3</sup>

Ambient Temperature : 22.7 °C ; Liquid Temperature : 21.7 °C

#### DASY5 Configuration:

- Probe: EX3DV4 - SN3697; ConvF(4.86, 4.86, 4.86); Calibrated: 2012/9/28;
- Sensor-Surface: 2mm (Mechanical Surface Detection)
- Electronics: DAE4 Sn778; Calibrated: 2012/8/27
- Phantom: SAM LEFT; Type: QD000P40CD; Serial: TP:1718
- Measurement SW: DASY52, Version 52.8 (1); SEMCAD X Version 14.6.5 (6469)

**Ch60/Area Scan (101x181x1):** Measurement grid: dx=10mm, dy=10mm

Maximum value of SAR (interpolated) = 0.230 mW/g


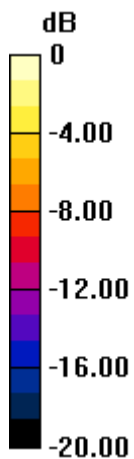
**Ch60/Zoom Scan (8x8x10)/Cube 0:** Measurement grid: dx=4mm, dy=4mm, dz=2.5mm

Reference Value = 3.444 V/m; Power Drift = -0.11 dB

Peak SAR (extrapolated) = 0.055 mW/g

**SAR(1 g) = 0.00168 mW/g; SAR(10 g) = 0.000185 mW/g**

Maximum value of SAR (measured) = 0.0942 mW/g



0 dB = 0.0942 mW/g = -20.52 dB mW/g

## #41\_WLAN5G\_802.11a\_Right Tilted\_Ch60

### DUT: 2O1541

Communication System: 802.11a; Frequency: 5300 MHz; Duty Cycle: 1:1

Medium: HSL\_5G\_121021 Medium parameters used:  $f = 5300$  MHz;  $\sigma = 4.877$  mho/m;  $\epsilon_r = 35.175$ ;  $\rho =$

$1000$  kg/m<sup>3</sup>

Ambient Temperature : 22.7 °C ; Liquid Temperature : 21.7 °C

DASY5 Configuration:

- Probe: EX3DV4 - SN3697; ConvF(4.86, 4.86, 4.86); Calibrated: 2012/9/28;
- Sensor-Surface: 2mm (Mechanical Surface Detection)
- Electronics: DAE4 Sn778; Calibrated: 2012/8/27
- Phantom: SAM LEFT; Type: QD000P40CD; Serial: TP:1718
- Measurement SW: DASY52, Version 52.8 (1); SEMCAD X Version 14.6.5 (6469)

**Ch60/Area Scan (101x181x1):** Measurement grid: dx=10mm, dy=10mm

Maximum value of SAR (interpolated) = 0.181 mW/g


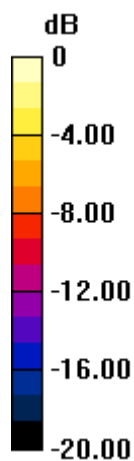
**Ch60/Zoom Scan (8x8x10)/Cube 0:** Measurement grid: dx=4mm, dy=4mm, dz=2.5mm

Reference Value = 0.139 V/m; Power Drift = 0.04 dB

Peak SAR (extrapolated) = 0.050 mW/g

**SAR(1 g) = 0.000282 mW/g; SAR(10 g) = 3.23e-005 mW/g**

Maximum value of SAR (measured) = 0.0930 mW/g



0 dB = 0.0930 mW/g = -20.63 dB mW/g

### #117\_WLAN5G\_802.11a\_Left Cheek\_Ch60

#### DUT: 2O1541

Communication System: 802.11a; Frequency: 5300 MHz; Duty Cycle: 1:1

Medium: HSL\_5G\_121106 Medium parameters used:  $f = 5300$  MHz;  $\sigma = 4.921$  mho/m;  $\epsilon_r = 35.299$ ;  $\rho =$

$1000$  kg/m<sup>3</sup>

Ambient Temperature : 22.5 °C ; Liquid Temperature : 21.5 °C

#### DASY5 Configuration:

- Probe: EX3DV4 - SN3792; ConvF(4.96, 4.96, 4.96); Calibrated: 2012/6/21;
- Sensor-Surface: 2mm (Mechanical Surface Detection)
- Electronics: DAE3 Sn495; Calibrated: 2012/4/23
- Phantom: SAM-Right; Type: QD 000 P40 C; Serial: TP-1383
- Measurement SW: DASY52, Version 52.8 (2); SEMCAD X Version 14.6.6 (6477)

**Ch60/Area Scan (101x181x1):** Measurement grid: dx=10mm, dy=10mm

Maximum value of SAR (interpolated) = 0.00708 mW/g


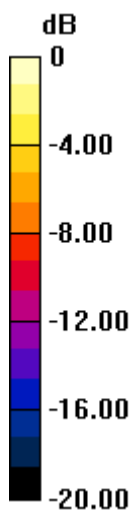
**Ch60/Zoom Scan (8x8x10)/Cube 0:** Measurement grid: dx=4mm, dy=4mm, dz=2.5mm

Reference Value = 0.280 V/m; Power Drift = -0.02 dB

Peak SAR (extrapolated) = 0.015 mW/g

**SAR(1 g) = 0.0039 mW/g; SAR(10 g) = 5.94e-004 mW/g**

Maximum value of SAR (measured) = 0.00971 mW/g



0 dB = 0.00971 mW/g = -40.26 dB mW/g

### #117\_WLAN5G\_802.11a\_Left Cheek\_Ch60\_2D

#### DUT: 2O1541

Communication System: 802.11a; Frequency: 5300 MHz; Duty Cycle: 1:1

Medium: HSL\_5G\_121106 Medium parameters used:  $f = 5300$  MHz;  $\sigma = 4.921$  mho/m;  $\epsilon_r = 35.299$ ;  $\rho =$

$1000$  kg/m<sup>3</sup>

Ambient Temperature : 22.5 °C ; Liquid Temperature : 21.5 °C

DASY5 Configuration:

- Probe: EX3DV4 - SN3792; ConvF(4.96, 4.96, 4.96); Calibrated: 2012/6/21;
- Sensor-Surface: 2mm (Mechanical Surface Detection)
- Electronics: DAE3 Sn495; Calibrated: 2012/4/23
- Phantom: SAM-Right; Type: QD 000 P40 C; Serial: TP-1383
- Measurement SW: DASY52, Version 52.8 (2); SEMCAD X Version 14.6.6 (6477)

**Ch60/Area Scan (101x181x1):** Measurement grid: dx=10mm, dy=10mm

Maximum value of SAR (interpolated) = 0.00708 mW/g

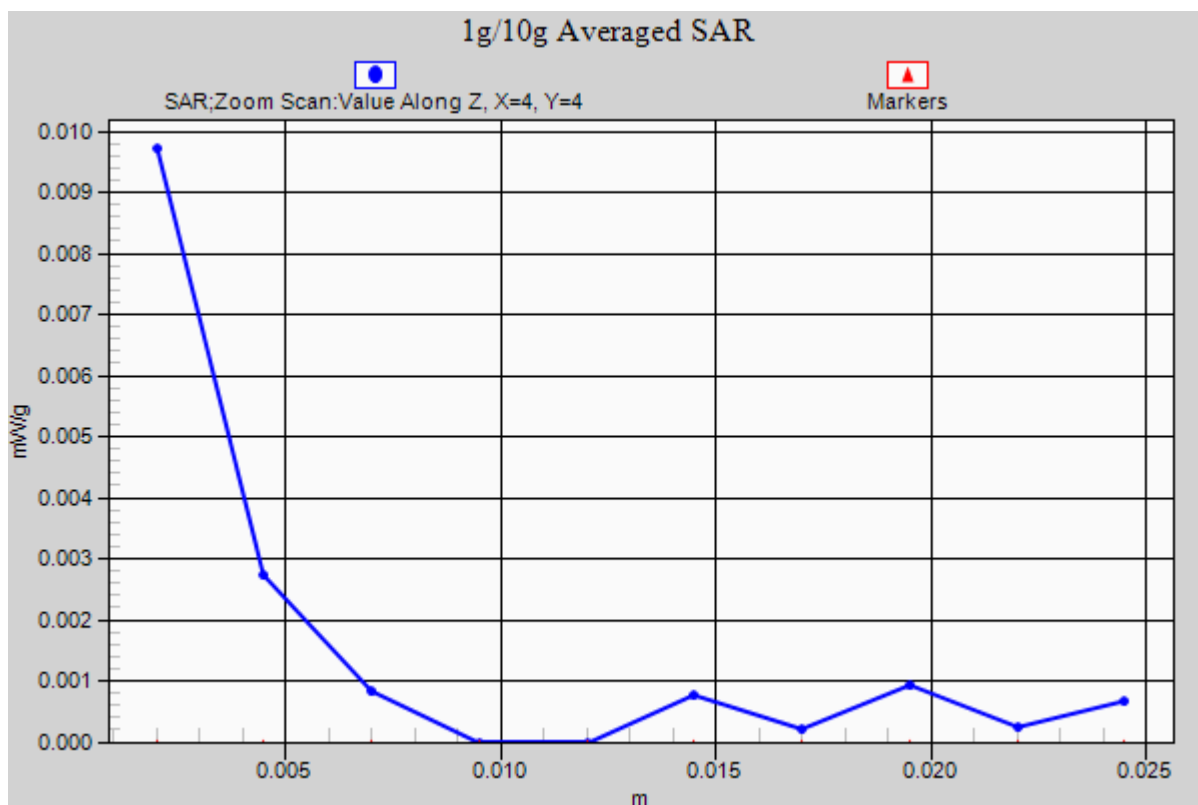
**Ch60/Zoom Scan (8x8x10)/Cube 0:** Measurement grid: dx=4mm, dy=4mm, dz=2.5mm

Reference Value = 0.280 V/m; Power Drift = -0.02 dB

Peak SAR (extrapolated) = 0.015 mW/g

**SAR(1 g) = 0.0039 mW/g; SAR(10 g) = 5.94e-004 mW/g**

Maximum value of SAR (measured) = 0.00971 mW/g



## #43\_WLAN5G\_802.11a\_Left Tilted\_Ch60

### DUT: 2O1541

Communication System: 802.11a; Frequency: 5300 MHz; Duty Cycle: 1:1

Medium: HSL\_5G\_121021 Medium parameters used:  $f = 5300$  MHz;  $\sigma = 4.877$  mho/m;  $\epsilon_r = 35.175$ ;  $\rho =$

$1000$  kg/m<sup>3</sup>

Ambient Temperature : 22.7 °C ; Liquid Temperature : 21.7 °C

DASY5 Configuration:

- Probe: EX3DV4 - SN3697; ConvF(4.86, 4.86, 4.86); Calibrated: 2012/9/28;
- Sensor-Surface: 2mm (Mechanical Surface Detection)
- Electronics: DAE4 Sn778; Calibrated: 2012/8/27
- Phantom: SAM LEFT; Type: QD000P40CD; Serial: TP:1718
- Measurement SW: DASY52, Version 52.8 (1); SEMCAD X Version 14.6.5 (6469)

**Ch60/Area Scan (101x181x1):** Measurement grid: dx=10mm, dy=10mm

Maximum value of SAR (interpolated) = 0.364 mW/g

**Ch60/Zoom Scan (8x8x10)/Cube 0:** Measurement grid: dx=4mm, dy=4mm, dz=2.5mm

Reference Value = 0.590 V/m; Power Drift = -0.013 dB

Peak SAR (extrapolated) = 0.029 mW/g

**SAR(1 g) = 0.000486 mW/g; SAR(10 g) = 9.44e-005 mW/g**

Maximum value of SAR (measured) = 0.0286 mW/g

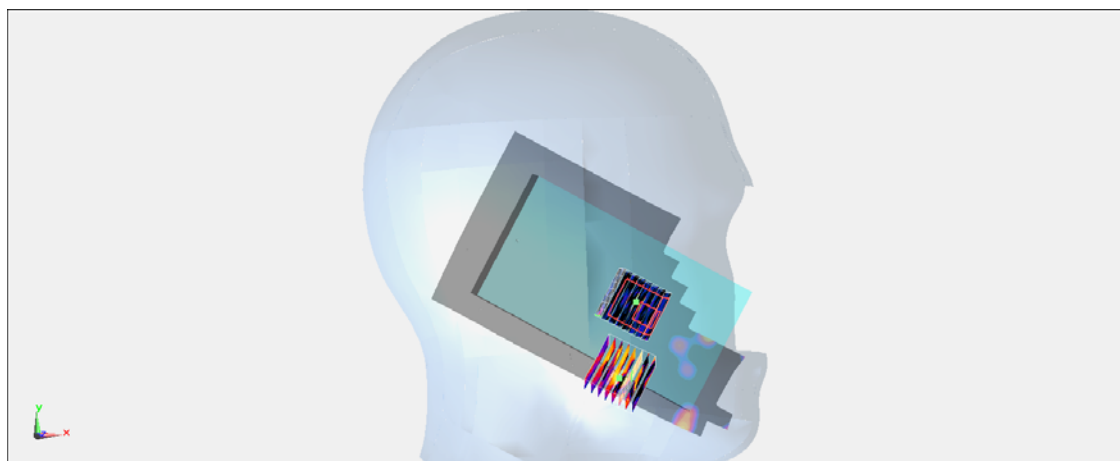
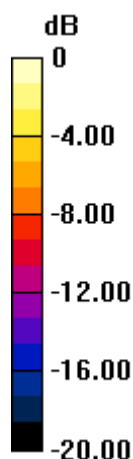
**Ch60/Zoom Scan (8x8x10)/Cube 1:** Measurement grid: dx=4mm, dy=4mm, dz=2.5mm

Reference Value = 0.590 V/m; Power Drift = -0.013 dB

Peak SAR (extrapolated) = 0 mW/g

**SAR(1 g) = n.a. ; SAR(10 g) = n.a.**

Maximum value of SAR (measured) = 0.192 mW/g



0 dB = 0.192 mW/g = -14.33 dB mW/g

## #44\_WLAN5G\_802.11a\_Right Cheek\_Ch100

### DUT: 2O1541

Communication System: 802.11a; Frequency: 5500 MHz; Duty Cycle: 1:1

Medium: HSL\_5G\_121021 Medium parameters used:  $f = 5500$  MHz;  $\sigma = 5.087$  mho/m;  $\epsilon_r = 34.853$ ;  $\rho =$

$1000$  kg/m<sup>3</sup>

Ambient Temperature :  $22.7$  °C; Liquid Temperature :  $21.7$  °C

DASY5 Configuration:

- Probe: EX3DV4 - SN3697; ConvF(4.6, 4.6, 4.6); Calibrated: 2012/9/28;
- Sensor-Surface: 2mm (Mechanical Surface Detection)
- Electronics: DAE4 Sn778; Calibrated: 2012/8/27
- Phantom: SAM LEFT; Type: QD000P40CD; Serial: TP:1718
- Measurement SW: DASY52, Version 52.8 (1); SEMCAD X Version 14.6.5 (6469)

**Ch100/Area Scan (101x181x1):** Measurement grid:  $dx=10$ mm,  $dy=10$ mm

Maximum value of SAR (interpolated) =  $0.238$  mW/g


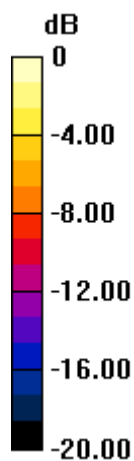
**Ch100/Zoom Scan (8x8x10)/Cube 0:** Measurement grid:  $dx=4$ mm,  $dy=4$ mm,  $dz=2.5$ mm

Reference Value =  $0.750$  V/m; Power Drift =  $-0.143$  dB

Peak SAR (extrapolated) =  $0.055$  mW/g

**SAR(1 g) =  $0.000251$  mW/g; SAR(10 g) =  $4.26e-005$  mW/g**

Maximum value of SAR (measured) =  $0.134$  mW/g



0 dB =  $0.134$  mW/g =  $-17.46$  dB mW/g

## #45\_WLAN5G\_802.11a\_Right Tilted\_Ch100

### DUT: 2O1541

Communication System: 802.11a; Frequency: 5500 MHz; Duty Cycle: 1:1

Medium: HSL\_5G\_121021 Medium parameters used:  $f = 5500$  MHz;  $\sigma = 5.087$  mho/m;  $\epsilon_r = 34.853$ ;  $\rho =$

$1000$  kg/m<sup>3</sup>

Ambient Temperature : 22.7 °C ; Liquid Temperature : 21.7 °C

#### DASY5 Configuration:

- Probe: EX3DV4 - SN3697; ConvF(4.6, 4.6, 4.6); Calibrated: 2012/9/28;
- Sensor-Surface: 2mm (Mechanical Surface Detection)
- Electronics: DAE4 Sn778; Calibrated: 2012/8/27
- Phantom: SAM LEFT; Type: QD000P40CD; Serial: TP:1718
- Measurement SW: DASY52, Version 52.8 (1); SEMCAD X Version 14.6.5 (6469)

**Ch100/Area Scan (101x181x1):** Measurement grid: dx=10mm, dy=10mm

Maximum value of SAR (interpolated) = 0.184 mW/g


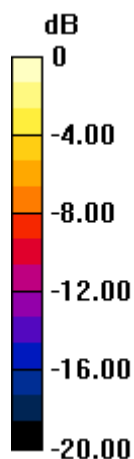
**Ch100/Zoom Scan (8x8x10)/Cube 0:** Measurement grid: dx=4mm, dy=4mm, dz=2.5mm

Reference Value = 0.217 V/m; Power Drift = 0.053 dB

Peak SAR (extrapolated) = 0.342 mW/g

**SAR(1 g) = 0.00461 mW/g; SAR(10 g) = 0.000366 mW/g**

Maximum value of SAR (measured) = 0.139 mW/g



0 dB = 0.139 mW/g = -17.14 dB mW/g

## #46\_WLAN5G\_802.11a\_Left Cheek\_Ch100

### DUT: 2O1541

Communication System: 802.11a; Frequency: 5500 MHz; Duty Cycle: 1:1

Medium: HSL\_5G\_121021 Medium parameters used:  $f = 5500$  MHz;  $\sigma = 5.087$  mho/m;  $\epsilon_r = 34.853$ ;  $\rho =$

$1000$  kg/m<sup>3</sup>

Ambient Temperature : 22.7 °C ; Liquid Temperature : 21.7 °C

DASY5 Configuration:

- Probe: EX3DV4 - SN3697; ConvF(4.6, 4.6, 4.6); Calibrated: 2012/9/28;
- Sensor-Surface: 2mm (Mechanical Surface Detection)
- Electronics: DAE4 Sn778; Calibrated: 2012/8/27
- Phantom: SAM LEFT; Type: QD000P40CD; Serial: TP:1718
- Measurement SW: DASY52, Version 52.8 (1); SEMCAD X Version 14.6.5 (6469)

**Ch100/Area Scan (101x181x1):** Measurement grid: dx=10mm, dy=10mm

Maximum value of SAR (interpolated) = 0.330 mW/g

**Ch100/Zoom Scan (8x8x10)/Cube 0:** Measurement grid: dx=4mm, dy=4mm, dz=2.5mm

Reference Value = 0 V/m; Power Drift = 0.019 dB

Peak SAR (extrapolated) = 0.311 mW/g

**SAR(1 g) = 0.00783 mW/g; SAR(10 g) = 0.00145 mW/g**

Maximum value of SAR (measured) = 0.203 mW/g


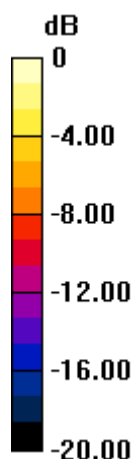
**Ch100/Zoom Scan (8x8x10)/Cube 1:** Measurement grid: dx=4mm, dy=4mm, dz=2.5mm

Reference Value = 0 V/m; Power Drift = 0.019 dB

Peak SAR (extrapolated) = 0.185 mW/g

**SAR(1 g) = 0.00255 mW/g; SAR(10 g) = 0.000256 mW/g**

Maximum value of SAR (measured) = 0.185 mW/g



0 dB = 0.185 mW/g = -14.66 dB mW/g

### #46\_WLAN5G\_802.11a\_Left Cheek\_Ch100\_2D

#### DUT: 2O1541

Communication System: 802.11a; Frequency: 5500 MHz; Duty Cycle: 1:1

Medium: HSL\_5G\_121021 Medium parameters used:  $f = 5500$  MHz;  $\sigma = 5.087$  mho/m;  $\epsilon_r = 34.853$ ;  $\rho =$

$1000$  kg/m<sup>3</sup>

Ambient Temperature : 22.7 °C ; Liquid Temperature : 21.7 °C

#### DASY5 Configuration:

- Probe: EX3DV4 - SN3697; ConvF(4.6, 4.6, 4.6); Calibrated: 2012/9/28;
- Sensor-Surface: 2mm (Mechanical Surface Detection)
- Electronics: DAE4 Sn778; Calibrated: 2012/8/27
- Phantom: SAM LEFT; Type: QD000P40CD; Serial: TP:1718
- Measurement SW: DASY52, Version 52.8 (1); SEMCAD X Version 14.6.5 (6469)

**Ch100/Area Scan (101x181x1):** Measurement grid: dx=10mm, dy=10mm

Maximum value of SAR (interpolated) = 0.330 mW/g

**Ch100/Zoom Scan (8x8x10)/Cube 0:** Measurement grid: dx=4mm, dy=4mm, dz=2.5mm

Reference Value = 0 V/m; Power Drift = 0.019 dB

Peak SAR (extrapolated) = 0.311 mW/g

**SAR(1 g) = 0.00783 mW/g; SAR(10 g) = 0.00145 mW/g**

Maximum value of SAR (measured) = 0.203 mW/g

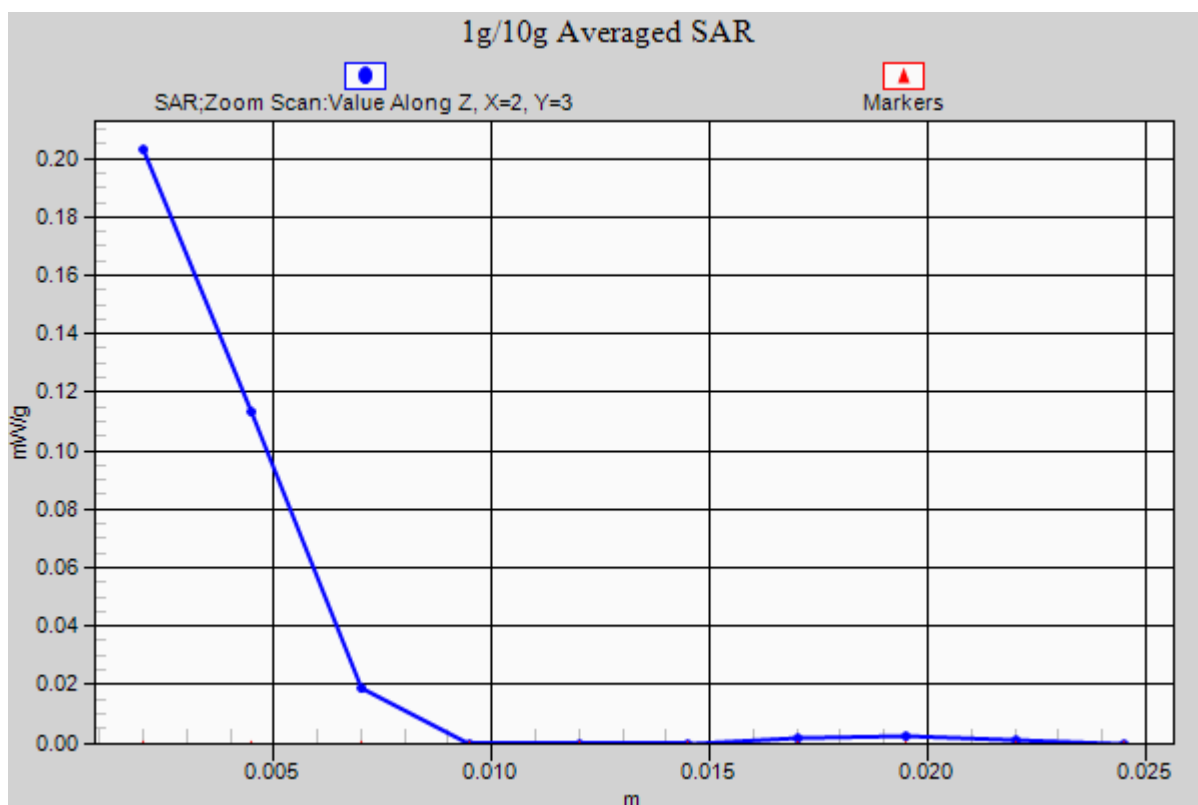
**Ch100/Zoom Scan (8x8x10)/Cube 1:** Measurement grid: dx=4mm, dy=4mm, dz=2.5mm

Reference Value = 0 V/m; Power Drift = 0.019 dB

Peak SAR (extrapolated) = 0.185 mW/g

**SAR(1 g) = 0.00255 mW/g; SAR(10 g) = 0.000256 mW/g**

Maximum value of SAR (measured) = 0.185 mW/g



## #47\_WLAN5G\_802.11a\_Left Tilted\_Ch100

### DUT: 2O1541

Communication System: 802.11a; Frequency: 5500 MHz; Duty Cycle: 1:1

Medium: HSL\_5G\_121021 Medium parameters used:  $f = 5500$  MHz;  $\sigma = 5.087$  mho/m;  $\epsilon_r = 34.853$ ;  $\rho =$

$1000$  kg/m<sup>3</sup>

Ambient Temperature : 22.7 °C ; Liquid Temperature : 21.7 °C

#### DASY5 Configuration:

- Probe: EX3DV4 - SN3697; ConvF(4.6, 4.6, 4.6); Calibrated: 2012/9/28;
- Sensor-Surface: 2mm (Mechanical Surface Detection)
- Electronics: DAE4 Sn778; Calibrated: 2012/8/27
- Phantom: SAM LEFT; Type: QD000P40CD; Serial: TP:1718
- Measurement SW: DASY52, Version 52.8 (1); SEMCAD X Version 14.6.5 (6469)

**Ch100/Area Scan (101x181x1):** Measurement grid: dx=10mm, dy=10mm

Maximum value of SAR (interpolated) = 0.474 mW/g

**Ch100/Zoom Scan (8x8x10)/Cube 0:** Measurement grid: dx=4mm, dy=4mm, dz=2.5mm

Reference Value = 0 V/m; Power Drift = 0.012 dB

Peak SAR (extrapolated) = 0.131 mW/g

**SAR(1 g) = 0.000497 mW/g; SAR(10 g) = 2.38e-005 mW/g**

Maximum value of SAR (measured) = 0.0554 mW/g

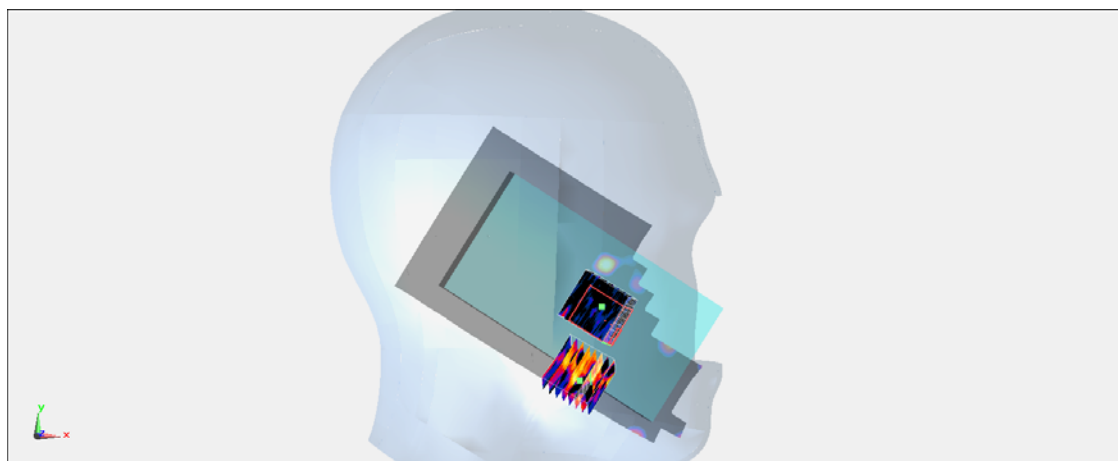
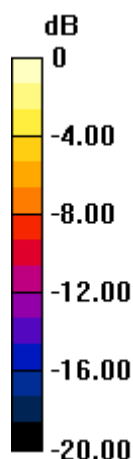
**Ch100/Zoom Scan (8x8x10)/Cube 1:** Measurement grid: dx=4mm, dy=4mm, dz=2.5mm

Reference Value = 0 V/m; Power Drift = 0.012 dB

Peak SAR (extrapolated) = 0 mW/g

**SAR(1 g) = n.a. ; SAR(10 g) = n.a.**

Maximum value of SAR (measured) = 0.271 mW/g



0 dB = 0.271 mW/g = -11.34 dB mW/g

## #48\_WLAN5G\_802.11a\_Right Cheek\_Ch165

### DUT: 2O1541

Communication System: 802.11a; Frequency: 5825 MHz; Duty Cycle: 1:1

Medium: HSL\_5G\_121021 Medium parameters used:  $f = 5825$  MHz;  $\sigma = 5.393$  mho/m;  $\epsilon_r = 34.154$ ;  $\rho =$

$1000$  kg/m<sup>3</sup>

Ambient Temperature :  $22.7$  °C; Liquid Temperature :  $21.7$  °C

#### DASY5 Configuration:

- Probe: EX3DV4 - SN3697; ConvF(4.28, 4.28, 4.28); Calibrated: 2012/9/28;
- Sensor-Surface: 2mm (Mechanical Surface Detection)
- Electronics: DAE4 Sn778; Calibrated: 2012/8/27
- Phantom: SAM LEFT; Type: QD000P40CD; Serial: TP:1718
- Measurement SW: DASY52, Version 52.8 (1); SEMCAD X Version 14.6.5 (6469)

**Ch165/Area Scan (101x181x1):** Measurement grid: dx=10mm, dy=10mm

Maximum value of SAR (interpolated) =  $0.193$  mW/g


**Ch165/Zoom Scan (8x8x10)/Cube 0:** Measurement grid: dx=4mm, dy=4mm, dz=2.5mm

Reference Value =  $1.417$  V/m; Power Drift =  $-0.026$  dB

Peak SAR (extrapolated) =  $0.065$  mW/g

**SAR(1 g) =  $0.00103$  mW/g; SAR(10 g) =  $0.000118$  mW/g**

Maximum value of SAR (measured) =  $0.120$  mW/g



0 dB =  $0.120$  mW/g =  $-18.42$  dB mW/g

## #49\_WLAN5G\_802.11a\_Right Tilted\_Ch165

### DUT: 2O1541

Communication System: 802.11a; Frequency: 5825 MHz; Duty Cycle: 1:1

Medium: HSL\_5G\_121021 Medium parameters used:  $f = 5825$  MHz;  $\sigma = 5.393$  mho/m;  $\epsilon_r = 34.154$ ;  $\rho =$

$1000$  kg/m<sup>3</sup>

Ambient Temperature : 22.7 °C ; Liquid Temperature : 21.7 °C

#### DASY5 Configuration:

- Probe: EX3DV4 - SN3697; ConvF(4.28, 4.28, 4.28); Calibrated: 2012/9/28;
- Sensor-Surface: 2mm (Mechanical Surface Detection)
- Electronics: DAE4 Sn778; Calibrated: 2012/8/27
- Phantom: SAM LEFT; Type: QD000P40CD; Serial: TP:1718
- Measurement SW: DASY52, Version 52.8 (1); SEMCAD X Version 14.6.5 (6469)

**Ch165/Area Scan (101x181x1):** Measurement grid: dx=10mm, dy=10mm

Maximum value of SAR (interpolated) = 0.284 mW/g

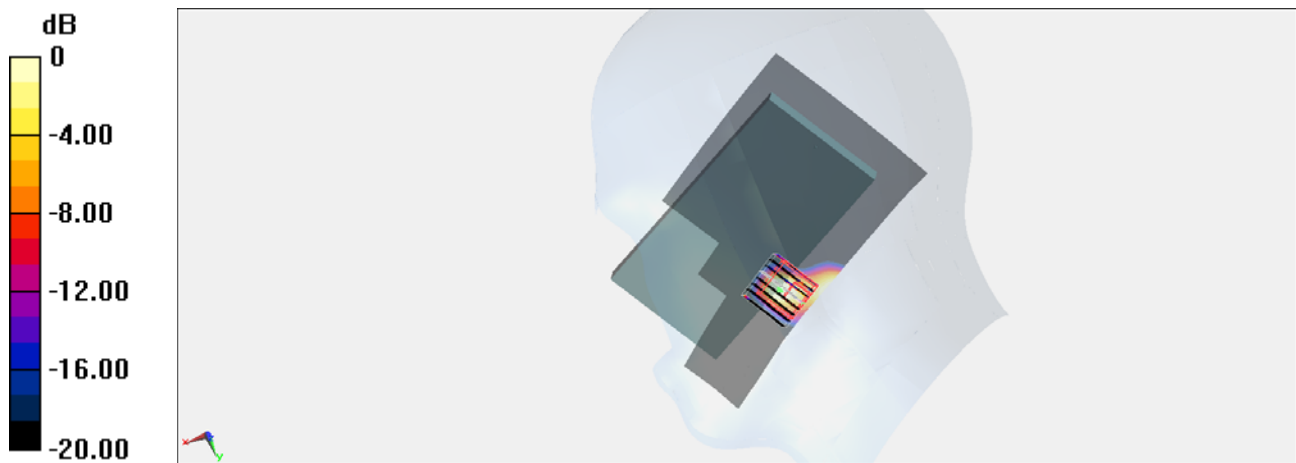
**Ch165/Zoom Scan (8x8x10)/Cube 0:** Measurement grid: dx=4mm, dy=4mm, dz=2.5mm

Reference Value = 0.608 V/m; Power Drift = -0.001 dB

Peak SAR (extrapolated) = 0.111 mW/g

**SAR(1 g) = 0.00112 mW/g; SAR(10 g) = 0.000127 mW/g**

Maximum value of SAR (measured) = 0.153 mW/g



0 dB = 0.153 mW/g = -16.31 dB mW/g

## #50\_WLAN5G\_802.11a\_Left Cheek\_Ch165

### DUT: 2O1541

Communication System: 802.11a; Frequency: 5825 MHz; Duty Cycle: 1:1

Medium: HSL\_5G\_121021 Medium parameters used:  $f = 5825$  MHz;  $\sigma = 5.393$  mho/m;  $\epsilon_r = 34.154$ ;  $\rho =$

$1000$  kg/m<sup>3</sup>

Ambient Temperature : 22.7 °C ; Liquid Temperature : 21.7 °C

DASY5 Configuration:

- Probe: EX3DV4 - SN3697; ConvF(4.28, 4.28, 4.28); Calibrated: 2012/9/28;
- Sensor-Surface: 2mm (Mechanical Surface Detection)
- Electronics: DAE4 Sn778; Calibrated: 2012/8/27
- Phantom: SAM LEFT; Type: QD000P40CD; Serial: TP:1718
- Measurement SW: DASY52, Version 52.8 (1); SEMCAD X Version 14.6.5 (6469)

**Ch165/Area Scan (101x181x1):** Measurement grid: dx=10mm, dy=10mm

Maximum value of SAR (interpolated) = 0.296 mW/g

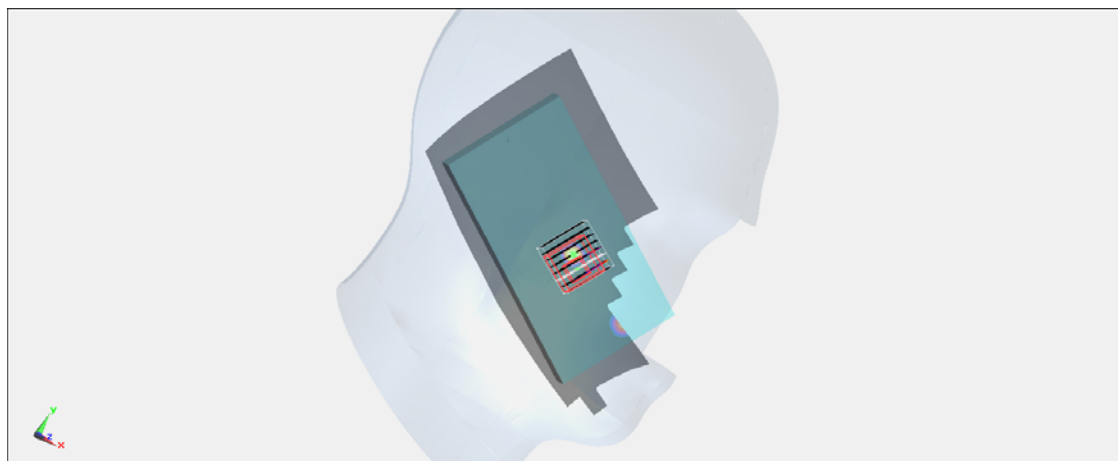
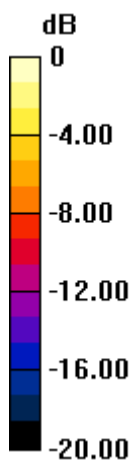
**Ch165/Zoom Scan (8x8x10)/Cube 0:** Measurement grid: dx=4mm, dy=4mm, dz=2.5mm

Reference Value = 3.306 V/m; Power Drift = -0.011 dB

Peak SAR (extrapolated) = 0.411 mW/g

**SAR(1 g) = 0.010 mW/g; SAR(10 g) = 0.00104 mW/g**

Maximum value of SAR (measured) = 0.267 mW/g



0 dB = 0.267 mW/g = -11.47 dB mW/g

### #50\_WLAN5G\_802.11a\_Left Cheek\_Ch165\_2D

#### DUT: 2O1541

Communication System: 802.11a; Frequency: 5825 MHz; Duty Cycle: 1:1

Medium: HSL\_5G\_121021 Medium parameters used:  $f = 5825$  MHz;  $\sigma = 5.393$  mho/m;  $\epsilon_r = 34.154$ ;  $\rho =$

$1000$  kg/m<sup>3</sup>

Ambient Temperature : 22.7 °C ; Liquid Temperature : 21.7 °C

#### DASY5 Configuration:

- Probe: EX3DV4 - SN3697; ConvF(4.28, 4.28, 4.28); Calibrated: 2012/9/28;
- Sensor-Surface: 2mm (Mechanical Surface Detection)
- Electronics: DAE4 Sn778; Calibrated: 2012/8/27
- Phantom: SAM LEFT; Type: QD000P40CD; Serial: TP:1718
- Measurement SW: DASY52, Version 52.8 (1); SEMCAD X Version 14.6.5 (6469)

**Ch165/Area Scan (101x181x1):** Measurement grid: dx=10mm, dy=10mm

Maximum value of SAR (interpolated) = 0.296 mW/g

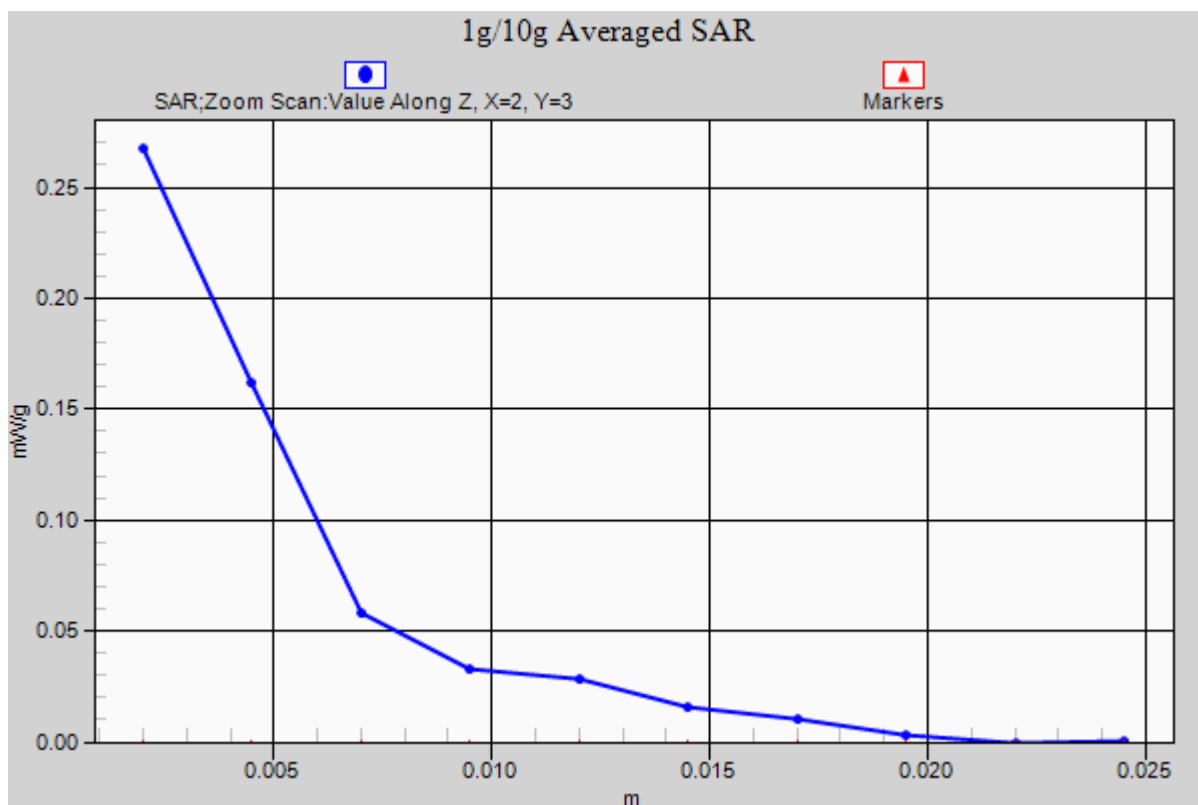
**Ch165/Zoom Scan (8x8x10)/Cube 0:** Measurement grid: dx=4mm, dy=4mm, dz=2.5mm

Reference Value = 3.306 V/m; Power Drift = -0.011 dB

Peak SAR (extrapolated) = 0.411 mW/g

**SAR(1 g) = 0.010 mW/g; SAR(10 g) = 0.00104 mW/g**

Maximum value of SAR (measured) = 0.267 mW/g



## #51\_WLAN5G\_802.11a\_Left Tilted\_Ch165

### DUT: 2O1541

Communication System: 802.11a; Frequency: 5825 MHz; Duty Cycle: 1:1

Medium: HSL\_5G\_121021 Medium parameters used:  $f = 5825$  MHz;  $\sigma = 5.393$  mho/m;  $\epsilon_r = 34.154$ ;  $\rho =$

$1000$  kg/m<sup>3</sup>

Ambient Temperature : 22.7 °C ; Liquid Temperature : 21.7 °C

DASY5 Configuration:

- Probe: EX3DV4 - SN3697; ConvF(4.28, 4.28, 4.28); Calibrated: 2012/9/28;
- Sensor-Surface: 2mm (Mechanical Surface Detection)
- Electronics: DAE4 Sn778; Calibrated: 2012/8/27
- Phantom: SAM LEFT; Type: QD000P40CD; Serial: TP:1718
- Measurement SW: DASY52, Version 52.8 (1); SEMCAD X Version 14.6.5 (6469)

**Ch165/Area Scan (101x181x1):** Measurement grid: dx=10mm, dy=10mm

Maximum value of SAR (interpolated) = 0.342 mW/g

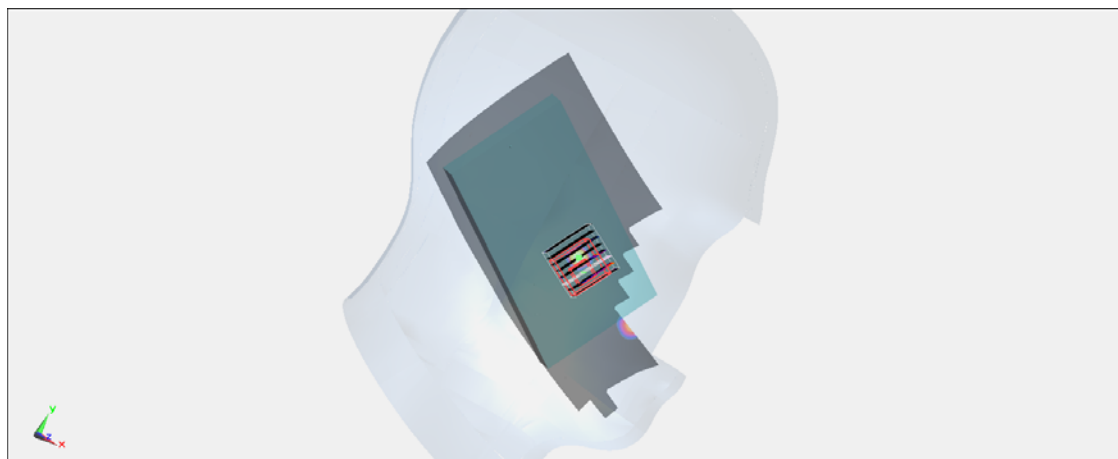
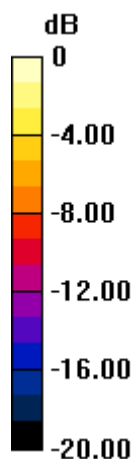
**Ch165/Zoom Scan (8x8x10)/Cube 0:** Measurement grid: dx=4mm, dy=4mm, dz=2.5mm

Reference Value = 0.753 V/m; Power Drift = -0.02 dB

Peak SAR (extrapolated) = 0.351 mW/g

**SAR(1 g) = 0.00884 mW/g; SAR(10 g) = 0.000886 mW/g**

Maximum value of SAR (measured) = 0.228 mW/g



0 dB = 0.228 mW/g = -12.84 dB mW/g

### #100\_GSM850\_DTM Multi-slot class 11\_Front\_1cm\_Ch128

#### DUT: 2O1541

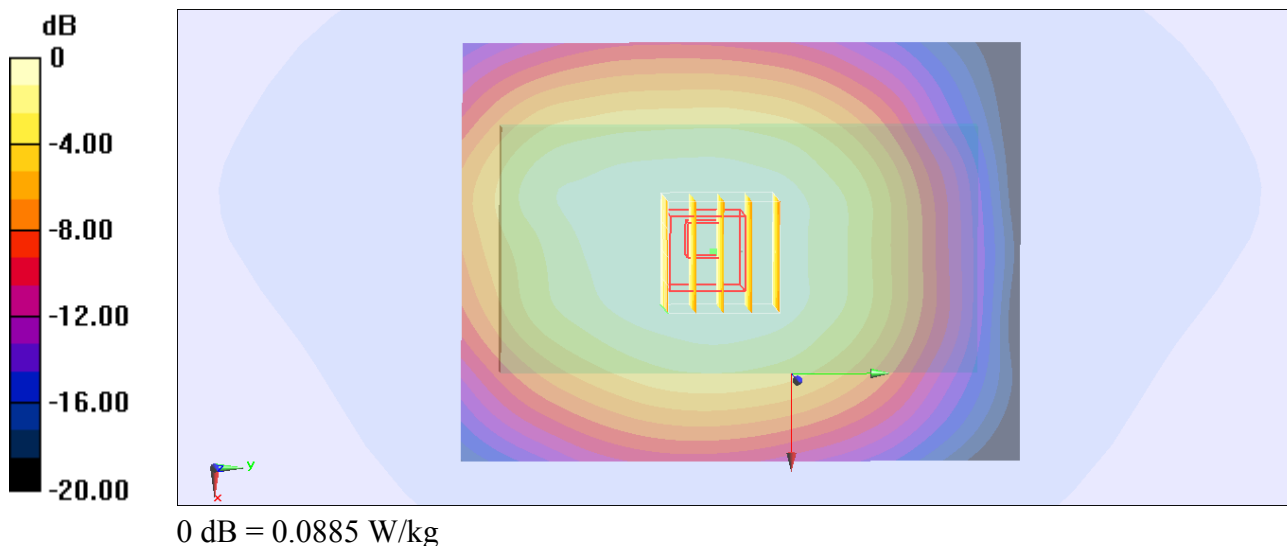
Communication System: GSM850; Frequency: 824.2 MHz; Duty Cycle: 1:2.67  
Medium: MSL\_850\_121022 Medium parameters used:  $f = 824.2$  MHz;  $\sigma = 0.985$  mho/m;  $\epsilon_r = 55.449$ ;  $\rho = 1000$  kg/m<sup>3</sup>  
Ambient Temperature : 22.5 °C ; Liquid Temperature : 21.5 °C

#### DASY5 Configuration:

- Probe: ES3DV3 - SN3270; ConvF(6.16, 6.16, 6.16); Calibrated: 2012/9/28;
- Sensor-Surface: 4mm (Mechanical Surface Detection)
- Electronics: DAE3 Sn495; Calibrated: 2012/4/23
- Phantom: SAM Right; Type: QD000P40CC; Serial: TP:1383
- Measurement SW: DASY52, Version 52.8 (3); SEMCAD X Version 14.6.7 (6848)

**Ch128/Area Scan (61x81x1):** Measurement grid: dx=20mm, dy=20mm  
Maximum value of SAR (interpolated) = 0.0874 W/kg

**Ch128/Zoom Scan (5x5x7)/Cube 0:** Measurement grid: dx=8mm, dy=8mm, dz=5mm  
Reference Value = 9.506 V/m; Power Drift = -0.02 dB  
Peak SAR (extrapolated) = 0.102 W/kg  
**SAR(1 g) = 0.085 W/kg; SAR(10 g) = 0.067 W/kg**  
Maximum value of SAR (measured) = 0.0885 W/kg



## #101\_GSM850\_DTM Multi-slot class 11\_Back\_1cm\_Ch128

### DUT: 2O1541

Communication System: GSM850; Frequency: 824.2 MHz; Duty Cycle: 1:2.67  
 Medium: MSL\_850\_121022 Medium parameters used:  $f = 824.2$  MHz;  $\sigma = 0.985$  mho/m;  $\epsilon_r = 55.449$ ;  $\rho = 1000$  kg/m<sup>3</sup>  
 Ambient Temperature : 22.5 °C ; Liquid Temperature : 21.5 °C

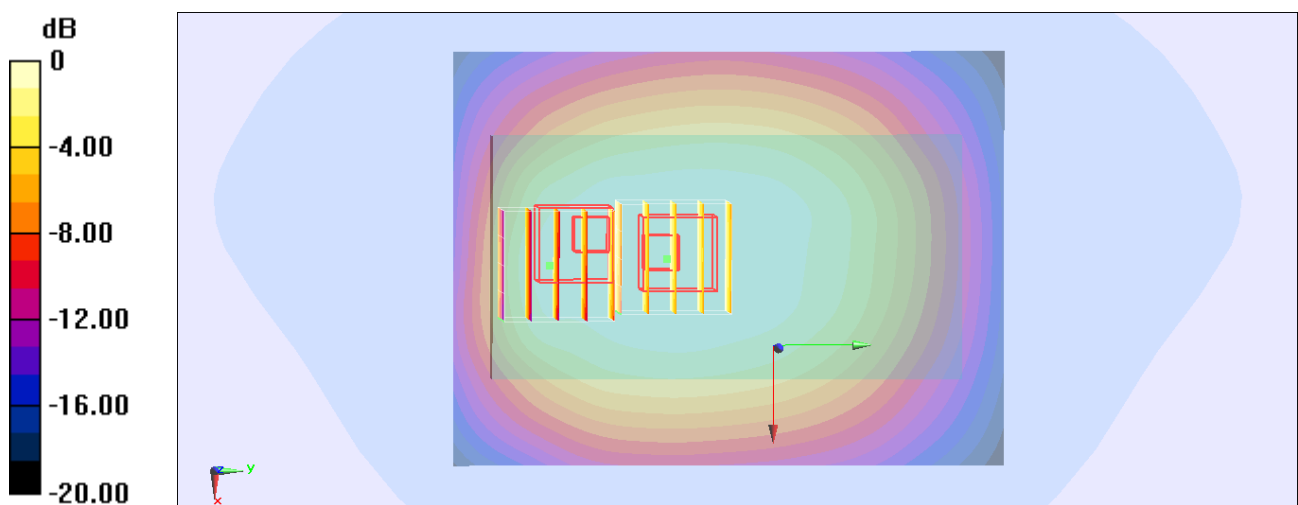
#### DASY5 Configuration:

- Probe: ES3DV3 - SN3270; ConvF(6.16, 6.16, 6.16); Calibrated: 2012/9/28;
- Sensor-Surface: 4mm (Mechanical Surface Detection)
- Electronics: DAE3 Sn495; Calibrated: 2012/4/23
- Phantom: SAM Right; Type: QD000P40CC; Serial: TP:1383
- Measurement SW: DASY52, Version 52.8 (3); SEMCAD X Version 14.6.7 (6848)

**Ch128/Area Scan (61x81x1):** Measurement grid: dx=20mm, dy=20mm  
 Maximum value of SAR (interpolated) = 0.265 W/kg

**Ch128/Zoom Scan (5x5x7)/Cube 0:** Measurement grid: dx=8mm, dy=8mm, dz=5mm  
 Reference Value = 16.074 V/m; Power Drift = -0.05 dB  
 Peak SAR (extrapolated) = 0.308 W/kg  
**SAR(1 g) = 0.253 W/kg; SAR(10 g) = 0.196 W/kg**  
 Maximum value of SAR (measured) = 0.263 W/kg

**Ch128/Zoom Scan (5x5x7)/Cube 1:** Measurement grid: dx=8mm, dy=8mm, dz=5mm  
 Reference Value = 16.074 V/m; Power Drift = -0.05 dB  
 Peak SAR (extrapolated) = 0.296 W/kg  
**SAR(1 g) = 0.205 W/kg; SAR(10 g) = 0.130 W/kg**  
 Maximum value of SAR (measured) = 0.243 W/kg



0 dB = 0.243 W/kg

## #101\_GSM850\_DTM Multi-slot class 11\_Back\_1cm\_Ch128\_2D

### DUT: 2O1541

Communication System: GSM850; Frequency: 824.2 MHz; Duty Cycle: 1:2.67

Medium: MSL\_850\_121022 Medium parameters used:  $f = 824.2$  MHz;  $\sigma = 0.985$  mho/m;  $\epsilon_r =$

$55.449$ ;  $\rho = 1000$  kg/m<sup>3</sup>

Ambient Temperature : 22.5 °C ; Liquid Temperature : 21.5 °C

#### DASY5 Configuration:

- Probe: ES3DV3 - SN3270; ConvF(6.16, 6.16, 6.16); Calibrated: 2012/9/28;
- Sensor-Surface: 4mm (Mechanical Surface Detection)
- Electronics: DAE3 Sn495; Calibrated: 2012/4/23
- Phantom: SAM Right; Type: QD000P40CC; Serial: TP:1383
- Measurement SW: DASY52, Version 52.8 (3); SEMCAD X Version 14.6.7 (6848)

**Ch128/Area Scan (61x81x1):** Measurement grid: dx=20mm, dy=20mm

Maximum value of SAR (interpolated) = 0.265 W/kg

**Ch128/Zoom Scan (5x5x7)/Cube 0:** Measurement grid: dx=8mm, dy=8mm, dz=5mm

Reference Value = 16.074 V/m; Power Drift = -0.05 dB

Peak SAR (extrapolated) = 0.308 W/kg

**SAR(1 g) = 0.253 W/kg; SAR(10 g) = 0.196 W/kg**

Maximum value of SAR (measured) = 0.263 W/kg

**Ch128/Zoom Scan (5x5x7)/Cube 1:** Measurement grid: dx=8mm, dy=8mm, dz=5mm

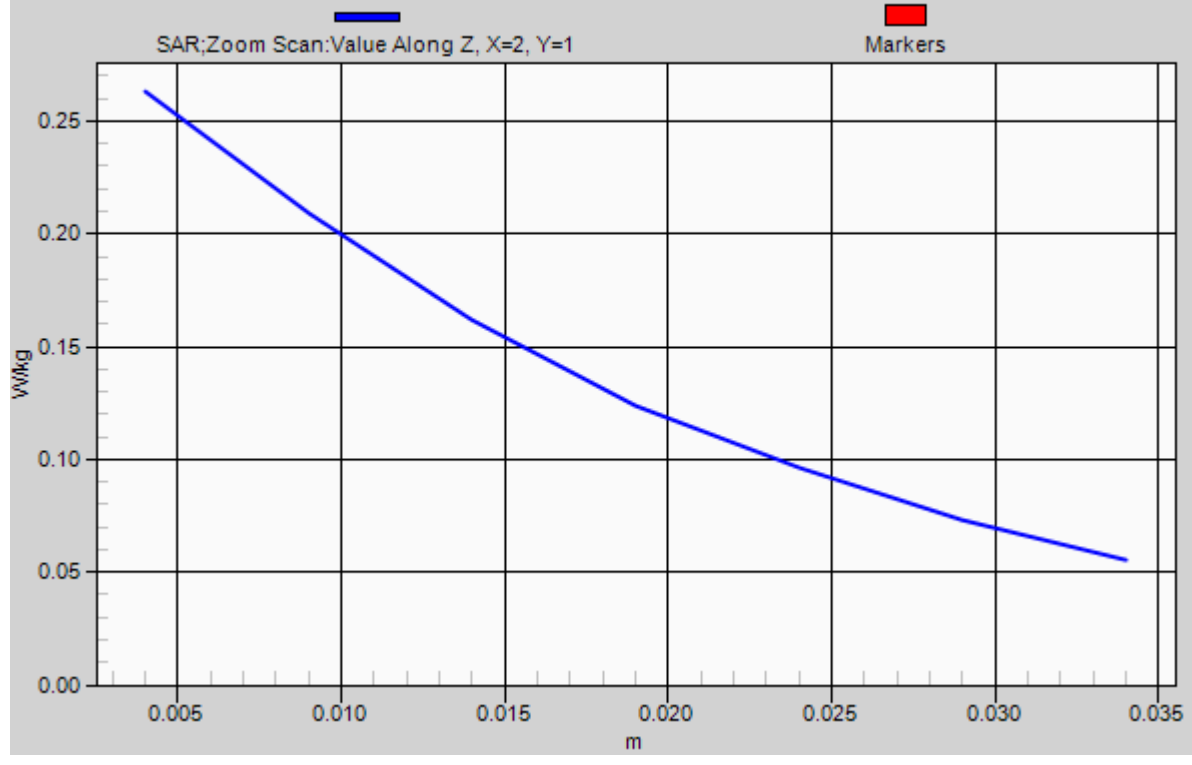
Reference Value = 16.074 V/m; Power Drift = -0.05 dB

Peak SAR (extrapolated) = 0.296 W/kg

**SAR(1 g) = 0.205 W/kg; SAR(10 g) = 0.130 W/kg**

Maximum value of SAR (measured) = 0.243 W/kg

# 1g/10g Averaged SAR



### #102\_GSM850\_DTM Multi-slot class 11\_Left Side\_1cm\_Ch128

**DUT: 2O1541**

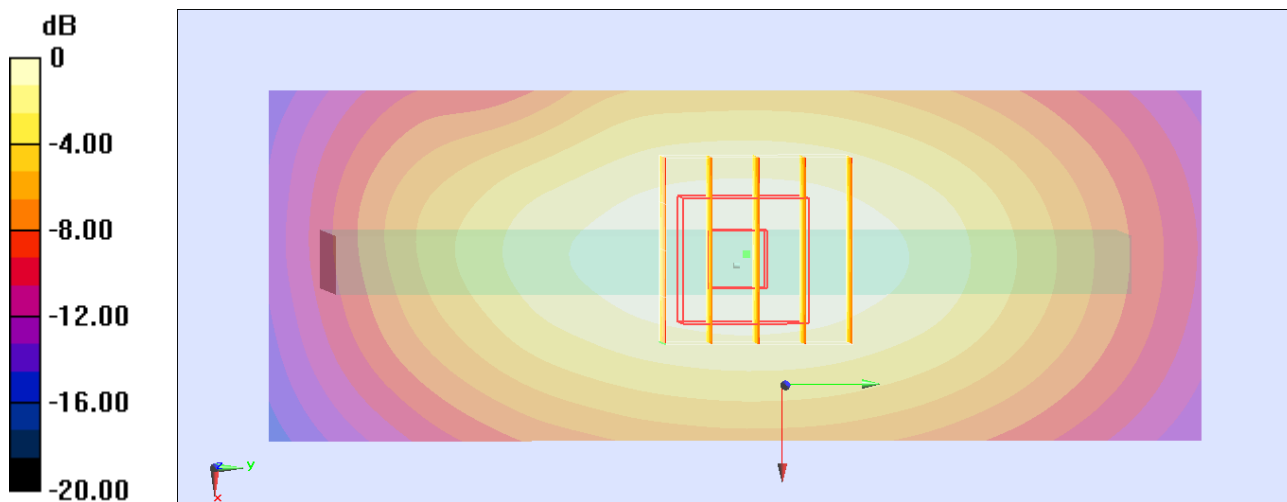
Communication System: GSM850; Frequency: 824.2 MHz; Duty Cycle: 1:2.67  
Medium: MSL\_850\_121022 Medium parameters used:  $f = 824.2$  MHz;  $\sigma = 0.985$  mho/m;  $\epsilon_r = 55.449$ ;  $\rho = 1000$  kg/m<sup>3</sup>  
Ambient Temperature : 22.5 °C ; Liquid Temperature : 21.5 °C

DASY5 Configuration:

- Probe: ES3DV3 - SN3270; ConvF(6.16, 6.16, 6.16); Calibrated: 2012/9/28;
- Sensor-Surface: 4mm (Mechanical Surface Detection)
- Electronics: DAE3 Sn495; Calibrated: 2012/4/23
- Phantom: SAM Right; Type: QD000P40CC; Serial: TP:1383
- Measurement SW: DASY52, Version 52.8 (3); SEMCAD X Version 14.6.7 (6848)

**Ch128/Area Scan (31x81x1):** Measurement grid: dx=20mm, dy=20mm  
Maximum value of SAR (interpolated) = 0.122 W/kg

**Ch128/Zoom Scan (5x5x7)/Cube 0:** Measurement grid: dx=8mm, dy=8mm, dz=5mm  
Reference Value = 11.429 V/m; Power Drift = 0.01 dB  
Peak SAR (extrapolated) = 0.158 W/kg  
**SAR(1 g) = 0.117 W/kg; SAR(10 g) = 0.082 W/kg**  
Maximum value of SAR (measured) = 0.124 W/kg



0 dB = 0.124 W/kg

### #103\_GSM850\_DTM Multi-slot class 11\_Right Side\_1cm\_Ch128

**DUT: 2O1541**

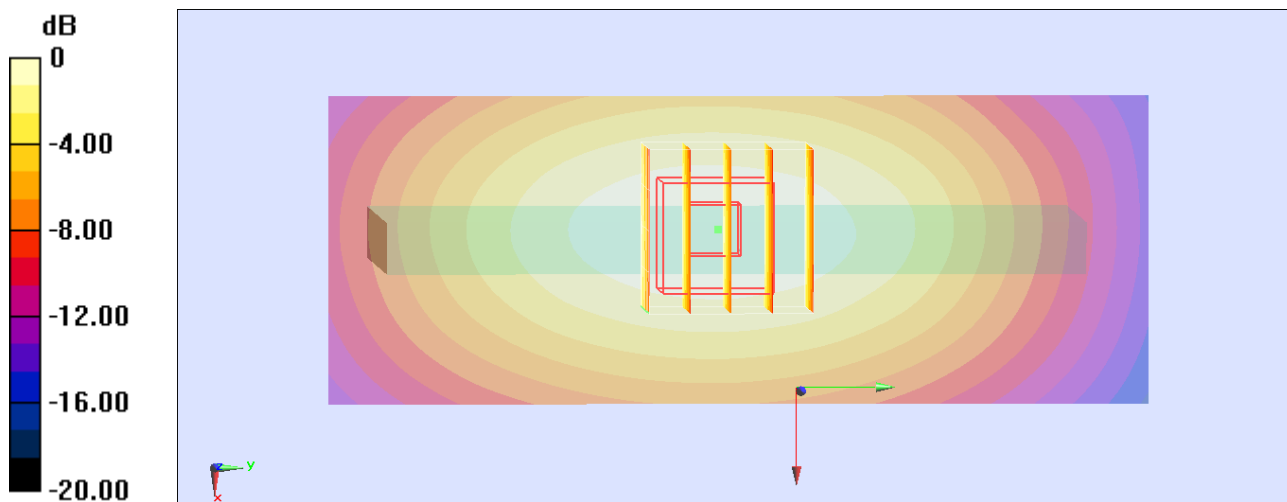
Communication System: GSM850; Frequency: 824.2 MHz; Duty Cycle: 1:2.67  
Medium: MSL\_850\_121022 Medium parameters used:  $f = 824.2$  MHz;  $\sigma = 0.985$  mho/m;  $\epsilon_r = 55.449$ ;  $\rho = 1000$  kg/m<sup>3</sup>  
Ambient Temperature : 22.5 °C ; Liquid Temperature : 21.5 °C

DASY5 Configuration:

- Probe: ES3DV3 - SN3270; ConvF(6.16, 6.16, 6.16); Calibrated: 2012/9/28;
- Sensor-Surface: 4mm (Mechanical Surface Detection)
- Electronics: DAE3 Sn495; Calibrated: 2012/4/23
- Phantom: SAM Right; Type: QD000P40CC; Serial: TP:1383
- Measurement SW: DASY52, Version 52.8 (3); SEMCAD X Version 14.6.7 (6848)

**Ch128/Area Scan (31x81x1):** Measurement grid: dx=20mm, dy=20mm  
Maximum value of SAR (interpolated) = 0.140 W/kg

**Ch128/Zoom Scan (5x5x7)/Cube 0:** Measurement grid: dx=8mm, dy=8mm, dz=5mm  
Reference Value = 12.096 V/m; Power Drift = 0.07 dB  
Peak SAR (extrapolated) = 0.183 W/kg  
**SAR(1 g) = 0.135 W/kg; SAR(10 g) = 0.094 W/kg**  
Maximum value of SAR (measured) = 0.144 W/kg



0 dB = 0.144 W/kg

### #105\_GSM850\_DTM Multi-slot class 11\_Bottom Side\_1cm\_Ch128

#### DUT: 2O1541

Communication System: GSM850; Frequency: 824.2 MHz; Duty Cycle: 1:2.67  
Medium: MSL\_850\_121022 Medium parameters used:  $f = 824.2$  MHz;  $\sigma = 0.985$  mho/m;  $\epsilon_r = 55.449$ ;  $\rho = 1000$  kg/m<sup>3</sup>  
Ambient Temperature : 22.5 °C ; Liquid Temperature : 21.5 °C

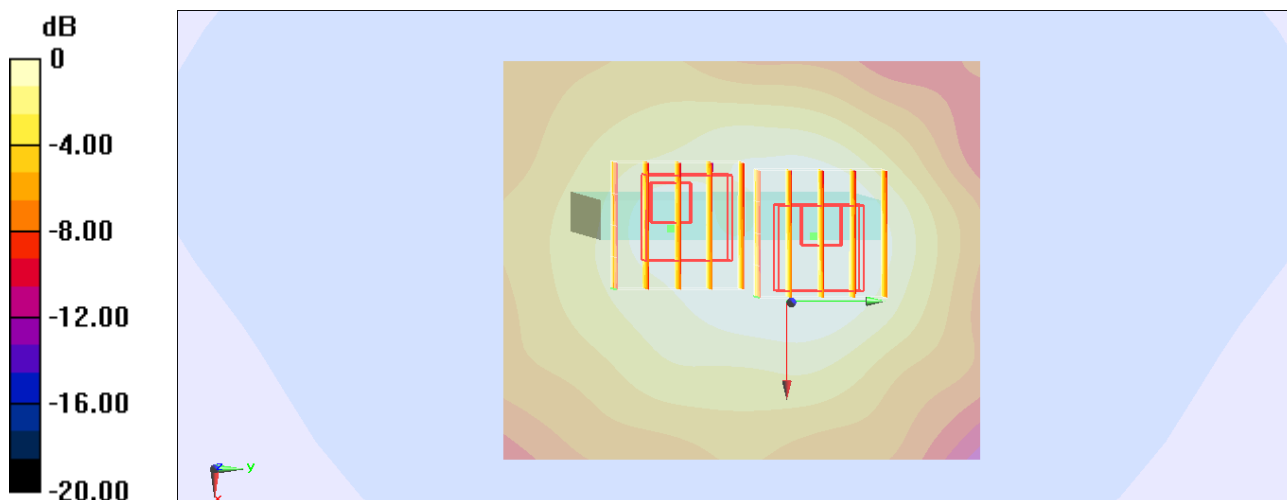
#### DASY5 Configuration:

- Probe: ES3DV3 - SN3270; ConvF(6.16, 6.16, 6.16); Calibrated: 2012/9/28;
- Sensor-Surface: 4mm (Mechanical Surface Detection)
- Electronics: DAE4 Sn1338; Calibrated: 2012/6/12
- Phantom: SAM Right; Type: QD000P40CC; Serial: TP:1383
- Measurement SW: DASY52, Version 52.8 (3); SEMCAD X Version 14.6.7 (6848)

**Ch128/Area Scan (51x61x1):** Measurement grid: dx=20mm, dy=20mm  
Maximum value of SAR (interpolated) = 0.0143 W/kg

**Ch128/Zoom Scan (5x5x7)/Cube 0:** Measurement grid: dx=8mm, dy=8mm, dz=5mm  
Reference Value = 2.741 V/m; Power Drift = -0.033 dB  
Peak SAR (extrapolated) = 0.0230 W/kg  
**SAR(1 g) = 0.013 W/kg; SAR(10 g) = 0.0082 W/kg**  
Maximum value of SAR (measured) = 0.0136 W/kg

**Configuration/Ch128/Zoom Scan (5x5x7)/Cube 1:** Measurement grid: dx=8mm, dy=8mm, dz=5mm  
Reference Value = 2.741 V/m; Power Drift = -0.033 dB  
Peak SAR (extrapolated) = 0.0160 W/kg  
**SAR(1 g) = 0.00933 W/kg; SAR(10 g) = 0.00593 W/kg**  
Maximum value of SAR (measured) = 0.0103 W/kg



0 dB = 0.0103 W/kg

### #107\_GSM850\_DTM Multi-slot class 11\_Back\_1cm\_Ch128;Headset

#### DUT: 2O1541

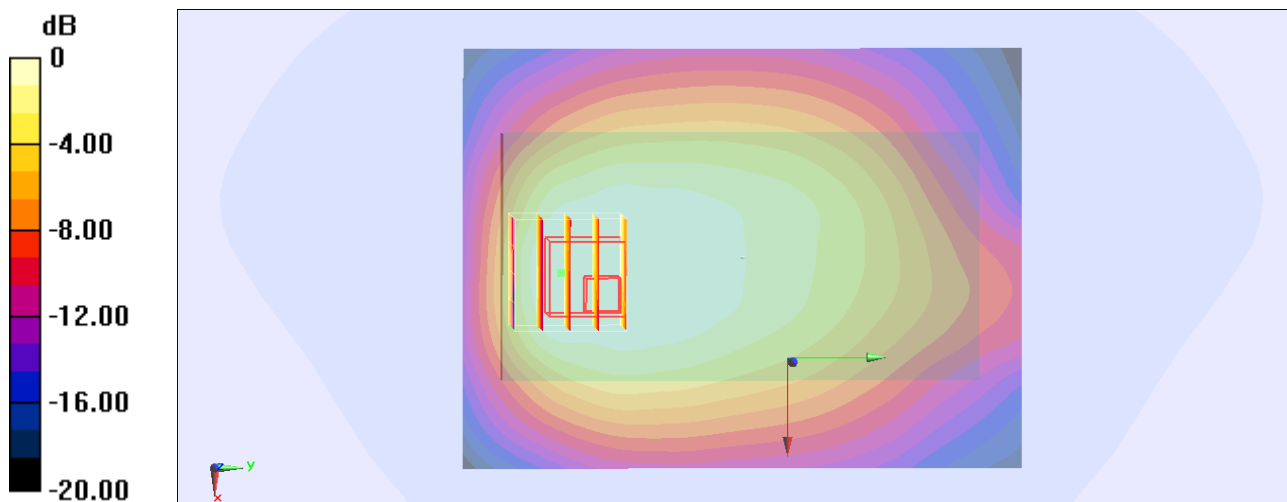
Communication System: GSM850; Frequency: 824.2 MHz; Duty Cycle: 1:2.67  
Medium: MSL\_850\_121022 Medium parameters used:  $f = 824.2$  MHz;  $\sigma = 0.985$  mho/m;  $\epsilon_r = 55.449$ ;  $\rho = 1000$  kg/m<sup>3</sup>  
Ambient Temperature : 22.5 °C ; Liquid Temperature : 21.5 °C

#### DASY5 Configuration:

- Probe: ES3DV3 - SN3270; ConvF(6.16, 6.16, 6.16); Calibrated: 2012/9/28;
- Sensor-Surface: 4mm (Mechanical Surface Detection)
- Electronics: DAE3 Sn495; Calibrated: 2012/4/23
- Phantom: SAM Right; Type: QD000P40CC; Serial: TP:1383
- Measurement SW: DASY52, Version 52.8 (3); SEMCAD X Version 14.6.7 (6848)

**Ch128/Area Scan (61x81x1):** Measurement grid: dx=20mm, dy=20mm  
Maximum value of SAR (interpolated) = 0.212 W/kg

**Ch128/Zoom Scan (5x5x7)/Cube 0:** Measurement grid: dx=8mm, dy=8mm, dz=5mm  
Reference Value = 12.136 V/m; Power Drift = 0.03 dB  
Peak SAR (extrapolated) = 0.244 W/kg  
**SAR(1 g) = 0.158 W/kg; SAR(10 g) = 0.107 W/kg**  
Maximum value of SAR (measured) = 0.185 W/kg



0 dB = 0.185 W/kg

## #65\_GSM1900\_DTM Multi-slot class 11\_Front\_1cm\_Ch661

**DUT: 201541**

Communication System: PCS 1900; Frequency: 1880 MHz; Duty Cycle: 1:2.67

Medium: MSL\_1900\_121021 Medium parameters used:  $f = 1880$  MHz;  $\sigma = 1.52$  mho/m;  $\epsilon_r = 52.3$ ;  $\rho = 1000$  kg/m<sup>3</sup>

Ambient Temperature : 22.4°C; Liquid Temperature : 21.4 °C

DASY4 Configuration:

- Probe: ET3DV6 - SN1787; ConvF(4.58, 4.58, 4.58); Calibrated: 2012/5/29
- Sensor-Surface: 4mm (Mechanical Surface Detection)
- Electronics: DAE3 Sn577; Calibrated: 2012/6/6
- Phantom: SAM\_Right; Type: SAM; Serial: TP-1303
- Measurement SW: DASY4, V4.7 Build 80; Postprocessing SW: SEMCAD, V1.8 Build 186

**Ch661/Area Scan (61x81x1):** Measurement grid: dx=20mm, dy=20mm

Maximum value of SAR (interpolated) = 0.487 mW/g

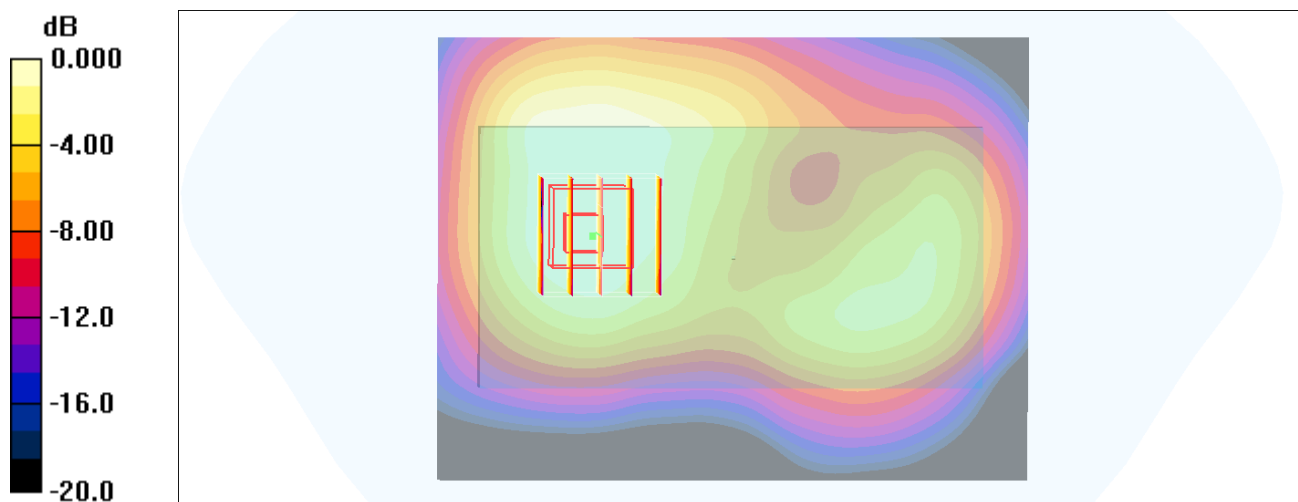
**Ch661/Zoom Scan (5x5x7)/Cube 0:** Measurement grid: dx=8mm, dy=8mm, dz=5mm

Reference Value = 10.3 V/m; Power Drift = -0.059 dB

Peak SAR (extrapolated) = 0.599 W/kg

**SAR(1 g) = 0.435 mW/g; SAR(10 g) = 0.290 mW/g**

Maximum value of SAR (measured) = 0.463 mW/g



0 dB = 0.463mW/g

## #66\_GSM1900\_DTM Multi-slot class 11\_Back\_1cm\_Ch661

**DUT: 201541**

Communication System: PCS 1900; Frequency: 1880 MHz; Duty Cycle: 1:2.67

Medium: MSL\_1900\_121021 Medium parameters used:  $f = 1880$  MHz;  $\sigma = 1.52$  mho/m;  $\epsilon_r = 52.3$ ;  $\rho = 1000$  kg/m<sup>3</sup>

Ambient Temperature : 22.4°C; Liquid Temperature : 21.4 °C

DASY4 Configuration:

- Probe: ET3DV6 - SN1787; ConvF(4.58, 4.58, 4.58); Calibrated: 2012/5/29
- Sensor-Surface: 4mm (Mechanical Surface Detection)
- Electronics: DAE3 Sn577; Calibrated: 2012/6/6
- Phantom: SAM\_Right; Type: SAM; Serial: TP-1303
- Measurement SW: DASY4, V4.7 Build 80; Postprocessing SW: SEMCAD, V1.8 Build 186

**Ch661/Area Scan (61x81x1):** Measurement grid: dx=20mm, dy=20mm

Maximum value of SAR (interpolated) = 0.592 mW/g

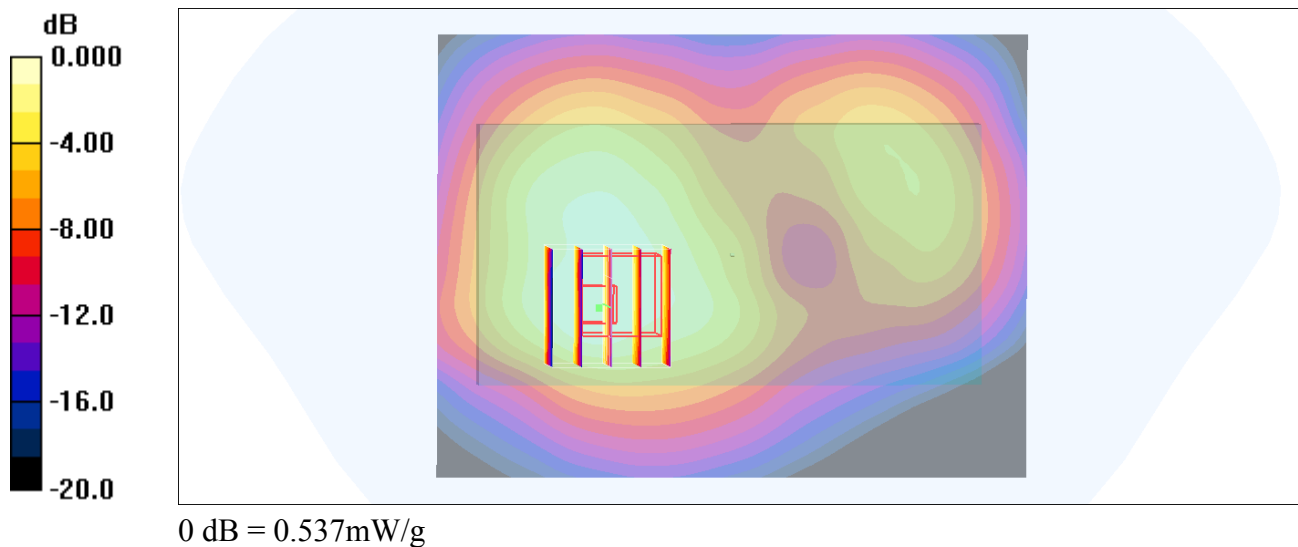
**Ch661/Zoom Scan (5x5x7)/Cube 0:** Measurement grid: dx=8mm, dy=8mm, dz=5mm

Reference Value = 11.9 V/m; Power Drift = -0.143 dB

Peak SAR (extrapolated) = 0.770 W/kg

**SAR(1 g) = 0.495 mW/g; SAR(10 g) = 0.311 mW/g**

Maximum value of SAR (measured) = 0.537 mW/g



**#67\_GSM1900\_DTM Multi-slot class 11\_Left Side\_1cm\_Ch661**

**DUT: 201541**

Communication System: PCS 1900; Frequency: 1880 MHz; Duty Cycle: 1:2.67

Medium: MSL\_1900\_121021 Medium parameters used:  $f = 1880$  MHz;  $\sigma = 1.52$  mho/m;  $\epsilon_r = 52.3$ ;  $\rho = 1000$  kg/m<sup>3</sup>

Ambient Temperature : 22.4°C; Liquid Temperature : 21.4 °C

DASY4 Configuration:

- Probe: ET3DV6 - SN1787; ConvF(4.58, 4.58, 4.58); Calibrated: 2012/5/29
- Sensor-Surface: 4mm (Mechanical Surface Detection)
- Electronics: DAE3 Sn577; Calibrated: 2012/6/6
- Phantom: SAM\_Right; Type: SAM; Serial: TP-1303
- Measurement SW: DASY4, V4.7 Build 80; Postprocessing SW: SEMCAD, V1.8 Build 186

**Ch661/Area Scan (31x81x1):** Measurement grid: dx=20mm, dy=20mm

Maximum value of SAR (interpolated) = 0.404 mW/g

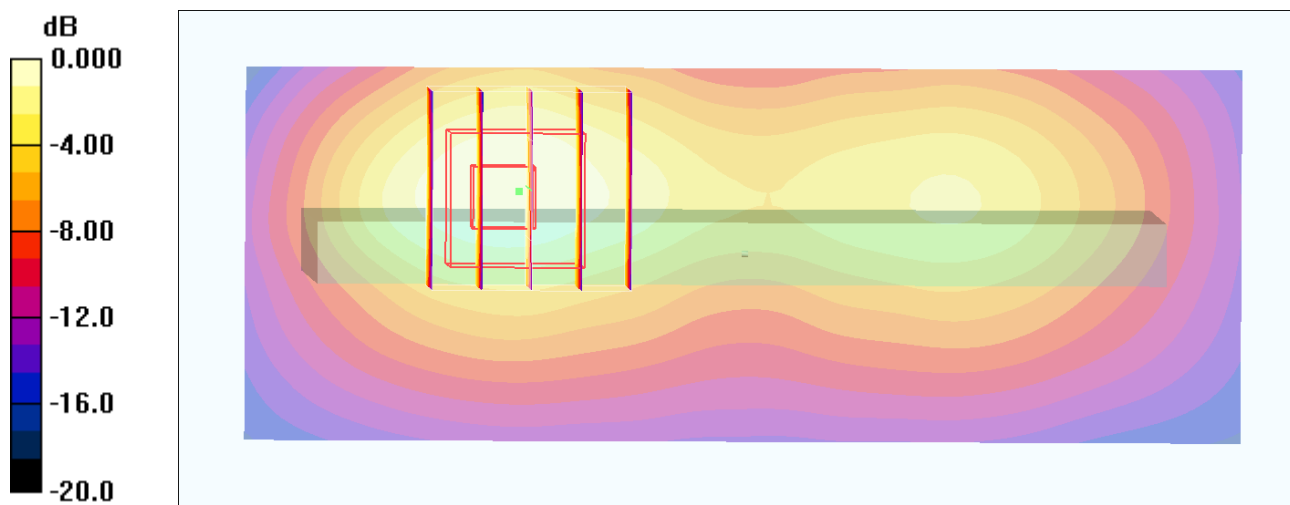
**Ch661/Zoom Scan (5x5x7)/Cube 0:** Measurement grid: dx=8mm, dy=8mm, dz=5mm

Reference Value = 9.90 V/m; Power Drift = 0.121 dB

Peak SAR (extrapolated) = 0.529 W/kg

**SAR(1 g) = 0.351 mW/g; SAR(10 g) = 0.207 mW/g**

Maximum value of SAR (measured) = 0.378 mW/g



0 dB = 0.378mW/g

**#68\_GSM1900\_DTM Multi-slot class 11\_Right Side\_1cm\_Ch661**

**DUT: 201541**

Communication System: PCS 1900; Frequency: 1880 MHz; Duty Cycle: 1:2.67

Medium: MSL\_1900\_121021 Medium parameters used:  $f = 1880$  MHz;  $\sigma = 1.52$  mho/m;  $\epsilon_r = 52.3$ ;  $\rho = 1000$  kg/m<sup>3</sup>

Ambient Temperature : 22.4°C; Liquid Temperature : 21.4 °C

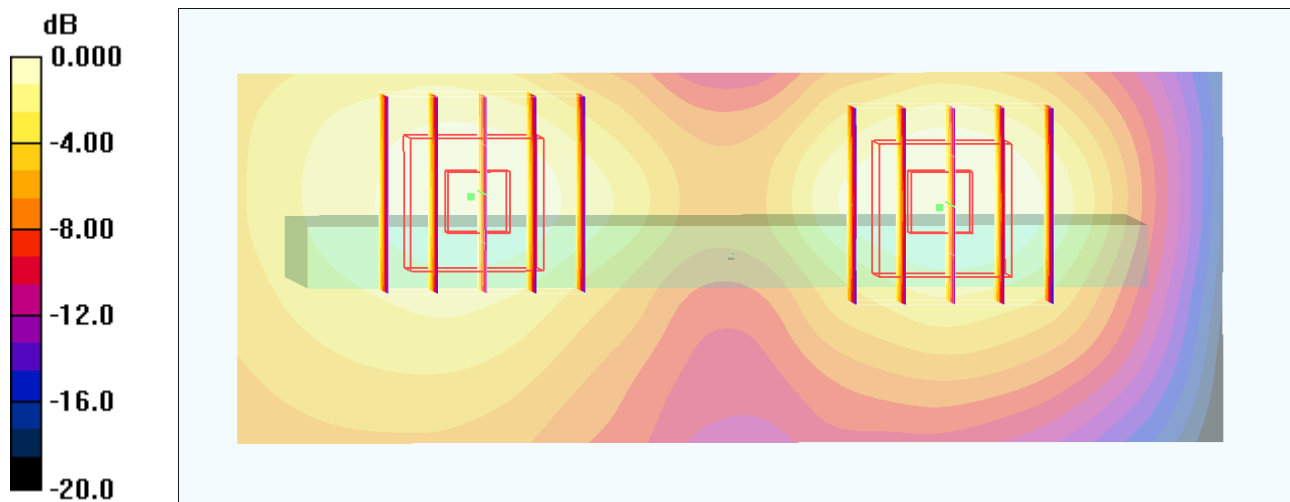
DASY4 Configuration:

- Probe: ET3DV6 - SN1787; ConvF(4.58, 4.58, 4.58); Calibrated: 2012/5/29
- Sensor-Surface: 4mm (Mechanical Surface Detection)
- Electronics: DAE3 Sn577; Calibrated: 2012/6/6
- Phantom: SAM\_Right; Type: SAM; Serial: TP-1303
- Measurement SW: DASY4, V4.7 Build 80; Postprocessing SW: SEMCAD, V1.8 Build 186

**Ch661/Area Scan (31x81x1):** Measurement grid: dx=20mm, dy=20mm  
 Maximum value of SAR (interpolated) = 0.155 mW/g

**Ch661/Zoom Scan (5x5x7)/Cube 0:** Measurement grid: dx=8mm, dy=8mm, dz=5mm  
 Reference Value = 4.90 V/m; Power Drift = 0.159 dB  
 Peak SAR (extrapolated) = 0.202 W/kg  
**SAR(1 g) = 0.135 mW/g; SAR(10 g) = 0.081 mW/g**  
 Maximum value of SAR (measured) = 0.150 mW/g

**Ch661/Zoom Scan (5x5x7)/Cube 1:** Measurement grid: dx=8mm, dy=8mm, dz=5mm  
 Reference Value = 4.90 V/m; Power Drift = 0.159 dB  
 Peak SAR (extrapolated) = 0.184 W/kg  
**SAR(1 g) = 0.127 mW/g; SAR(10 g) = 0.078 mW/g**  
 Maximum value of SAR (measured) = 0.136 mW/g



0 dB = 0.136mW/g

## #69\_GSM1900\_DTM Multi-slot class 11\_Bottom Side\_1cm\_Ch661

**DUT: 201541**

Communication System: PCS 1900; Frequency: 1880 MHz; Duty Cycle: 1:2.67

Medium: MSL\_1900\_121021 Medium parameters used:  $f = 1880$  MHz;  $\sigma = 1.52$  mho/m;  $\epsilon_r = 52.3$ ;  $\rho = 1000$  kg/m<sup>3</sup>

Ambient Temperature : 22.4°C; Liquid Temperature : 21.4 °C

DASY4 Configuration:

- Probe: ET3DV6 - SN1787; ConvF(4.58, 4.58, 4.58); Calibrated: 2012/5/29
- Sensor-Surface: 4mm (Mechanical Surface Detection)
- Electronics: DAE3 Sn577; Calibrated: 2012/6/6
- Phantom: SAM\_Right; Type: SAM; Serial: TP-1303
- Measurement SW: DASY4, V4.7 Build 80; Postprocessing SW: SEMCAD, V1.8 Build 186

**Ch661/Area Scan (31x61x1):** Measurement grid: dx=20mm, dy=20mm

Maximum value of SAR (interpolated) = 0.289 mW/g

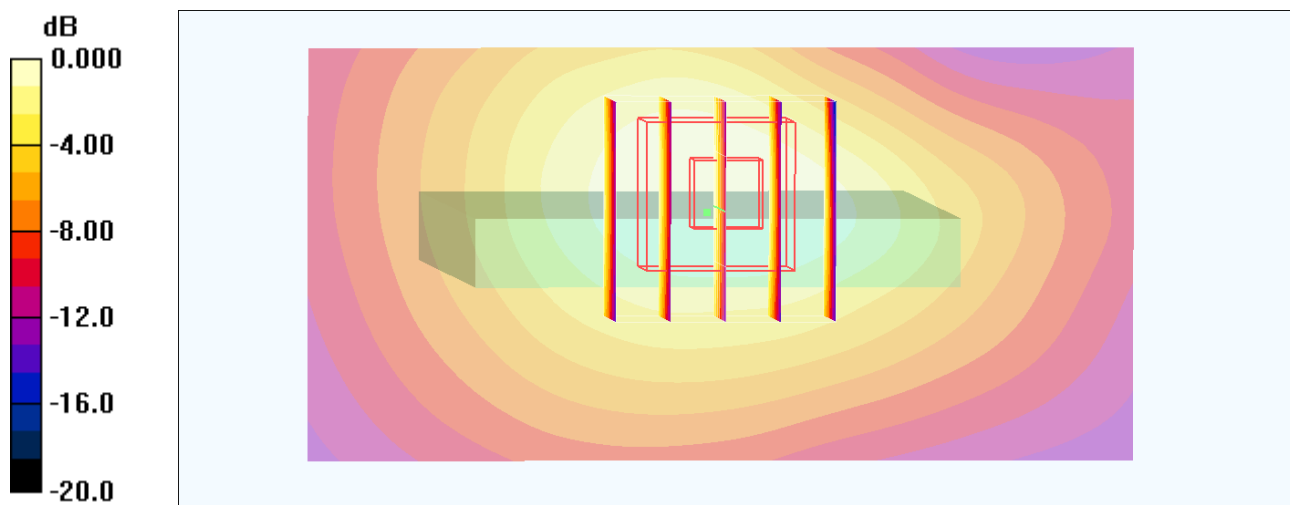
**Ch661/Zoom Scan (5x5x7)/Cube 0:** Measurement grid: dx=8mm, dy=8mm, dz=5mm

Reference Value = 13.3 V/m; Power Drift = 0.041 dB

Peak SAR (extrapolated) = 0.365 W/kg

**SAR(1 g) = 0.253 mW/g; SAR(10 g) = 0.158 mW/g**

Maximum value of SAR (measured) = 0.271 mW/g



0 dB = 0.271mW/g

## #71\_GSM1900\_DTM Multi-slot class 11\_Back\_1cm\_Ch661;Headset

**DUT: 201541**

Communication System: PCS 1900; Frequency: 1880 MHz; Duty Cycle: 1:2.67

Medium: MSL\_1900\_121021 Medium parameters used:  $f = 1880$  MHz;  $\sigma = 1.52$  mho/m;  $\epsilon_r = 52.3$ ;  $\rho = 1000$  kg/m<sup>3</sup>

Ambient Temperature : 22.4°C; Liquid Temperature : 21.4 °C

DASY4 Configuration:

- Probe: ET3DV6 - SN1787; ConvF(4.58, 4.58, 4.58); Calibrated: 2012/5/29
- Sensor-Surface: 4mm (Mechanical Surface Detection)
- Electronics: DAE3 Sn577; Calibrated: 2012/6/6
- Phantom: SAM\_Right; Type: SAM; Serial: TP-1303
- Measurement SW: DASY4, V4.7 Build 80; Postprocessing SW: SEMCAD, V1.8 Build 186

**Ch661/Area Scan (61x81x1):** Measurement grid: dx=20mm, dy=20mm

Maximum value of SAR (interpolated) = 0.600 mW/g

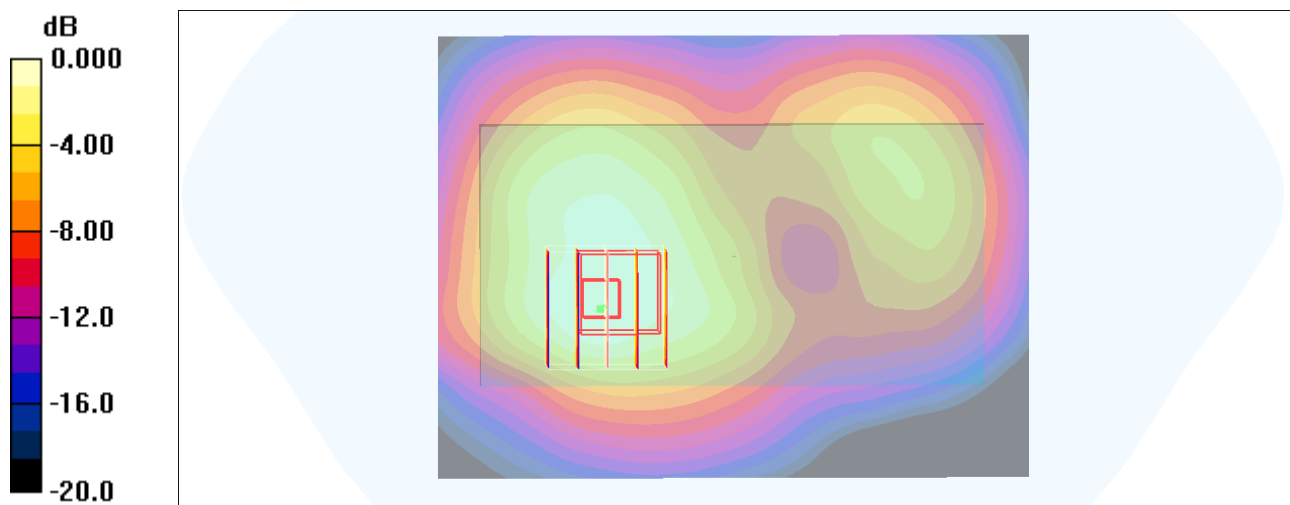
**Ch661/Zoom Scan (5x5x7)/Cube 0:** Measurement grid: dx=8mm, dy=8mm, dz=5mm

Reference Value = 11.6 V/m; Power Drift = -0.064 dB

Peak SAR (extrapolated) = 0.748 W/kg

**SAR(1 g) = 0.500 mW/g; SAR(10 g) = 0.315 mW/g**

Maximum value of SAR (measured) = 0.545 mW/g



0 dB = 0.545mW/g

**#71\_GSM1900\_DTM Multi-slot class 11\_Back\_1cm\_Ch661;Headset\_2D**

**DUT: 201541**

Communication System: PCS 1900; Frequency: 1880 MHz; Duty Cycle: 1:2.67

Medium: MSL\_1900\_121021 Medium parameters used:  $f = 1880$  MHz;  $\sigma = 1.52$  mho/m;  $\epsilon_r = 52.3$ ;  $\rho = 1000$  kg/m<sup>3</sup>

Ambient Temperature : 22.4°C; Liquid Temperature : 21.4 °C

DASY4 Configuration:

- Probe: ET3DV6 - SN1787; ConvF(4.58, 4.58, 4.58); Calibrated: 2012/5/29
- Sensor-Surface: 4mm (Mechanical Surface Detection)
- Electronics: DAE3 Sn577; Calibrated: 2012/6/6
- Phantom: SAM\_Right; Type: SAM; Serial: TP-1303
- Measurement SW: DASY4, V4.7 Build 80; Postprocessing SW: SEMCAD, V1.8 Build 186

**Ch661/Area Scan (61x81x1):** Measurement grid: dx=20mm, dy=20mm

Maximum value of SAR (interpolated) = 0.600 mW/g

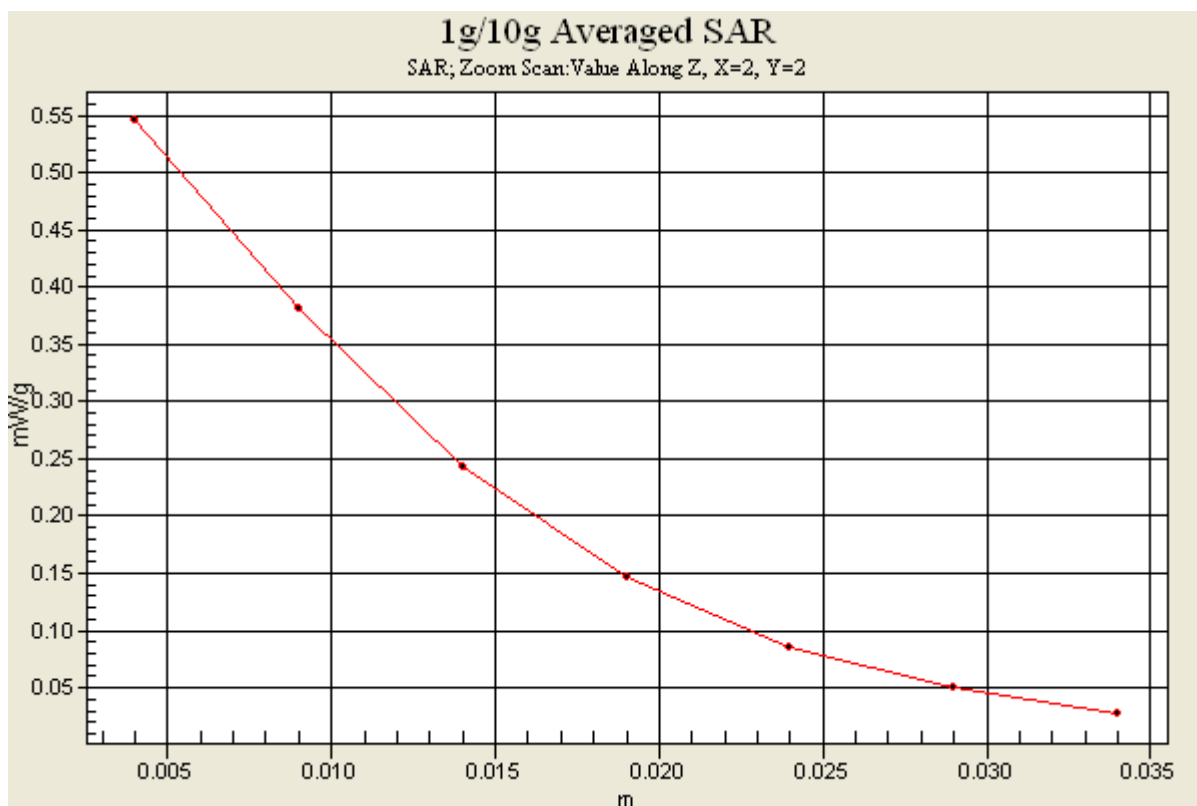
**Ch661/Zoom Scan (5x5x7)/Cube 0:** Measurement grid: dx=8mm, dy=8mm, dz=5mm

Reference Value = 11.6 V/m; Power Drift = -0.064 dB

Peak SAR (extrapolated) = 0.748 W/kg

**SAR(1 g) = 0.500 mW/g; SAR(10 g) = 0.315 mW/g**

Maximum value of SAR (measured) = 0.545 mW/g



### #108\_WCDMA V\_RMC 12.2K\_Front\_1cm\_Ch4132

#### DUT: 2O1541

Communication System: WCDMA; Frequency: 826.4 MHz; Duty Cycle: 1:1  
Medium: MSL\_850\_121022 Medium parameters used:  $f = 826.4$  MHz;  $\sigma = 0.988$  mho/m;  $\epsilon_r = 55.443$ ;  $\rho = 1000$  kg/m<sup>3</sup>  
Ambient Temperature : 22.5 °C ; Liquid Temperature : 21.5 °C

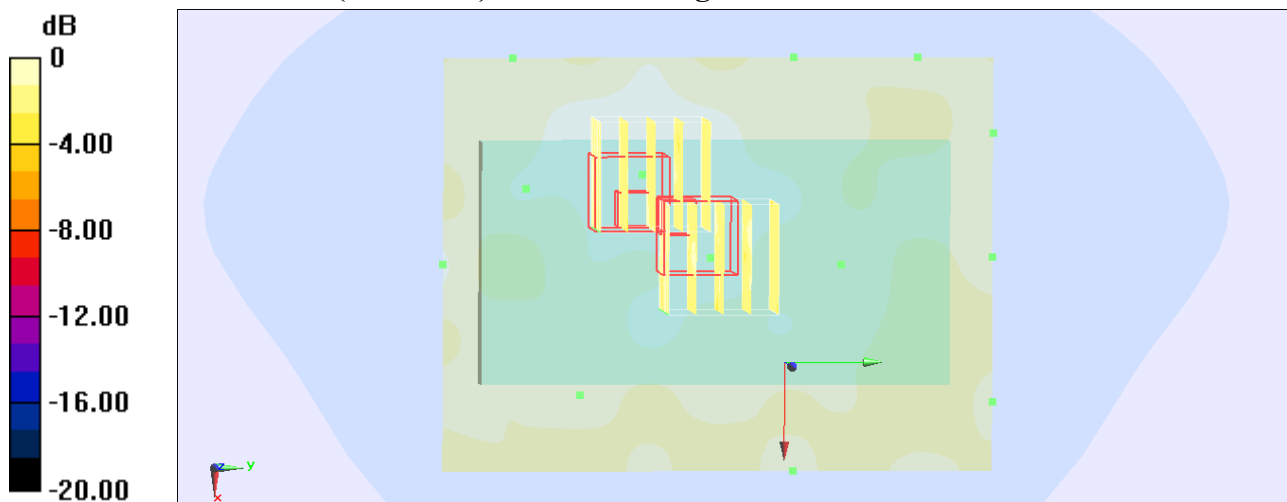
#### DASY5 Configuration:

- Probe: ES3DV3 - SN3270; ConvF(6.16, 6.16, 6.16); Calibrated: 2012/9/28;
- Sensor-Surface: 4mm (Mechanical Surface Detection)
- Electronics: DAE4 Sn1338; Calibrated: 2012/6/12
- Phantom: SAM Right; Type: QD000P40CC; Serial: TP:1383
- Measurement SW: DASY52, Version 52.8 (3); SEMCAD X Version 14.6.7 (6848)

**Ch4132/Area Scan (61x81x1):** Measurement grid: dx=20mm, dy=20mm  
Maximum value of SAR (interpolated) = 0.00324 W/kg

**Ch4132/Zoom Scan (5x5x7)/Cube 0:** Measurement grid: dx=8mm, dy=8mm, dz=5mm  
Reference Value = 1.491 V/m; Power Drift = 0.013 dB  
Peak SAR (extrapolated) = 0.00898 W/kg  
**SAR(1 g) = 0.00325 W/kg; SAR(10 g) = 0.00258 W/kg**  
Maximum value of SAR (measured) = 0.00329 W/kg

**Configuration/Ch4132/Zoom Scan (5x5x7)/Cube 1:** Measurement grid: dx=8mm, dy=8mm, dz=5mm  
Reference Value = 1.491 V/m; Power Drift = 0.013 dB  
Peak SAR (extrapolated) = 0.00399 W/kg  
**SAR(1 g) = 0.00279 W/kg; SAR(10 g) = 0.00245 W/kg**  
**Maximum value of SAR (measured) = 0.00329 W/kg**



0 dB = 0.00329 W/kg

### #109\_WCDMA V\_RMC 12.2K\_Back\_1cm\_Ch4132

#### DUT: 2O1541

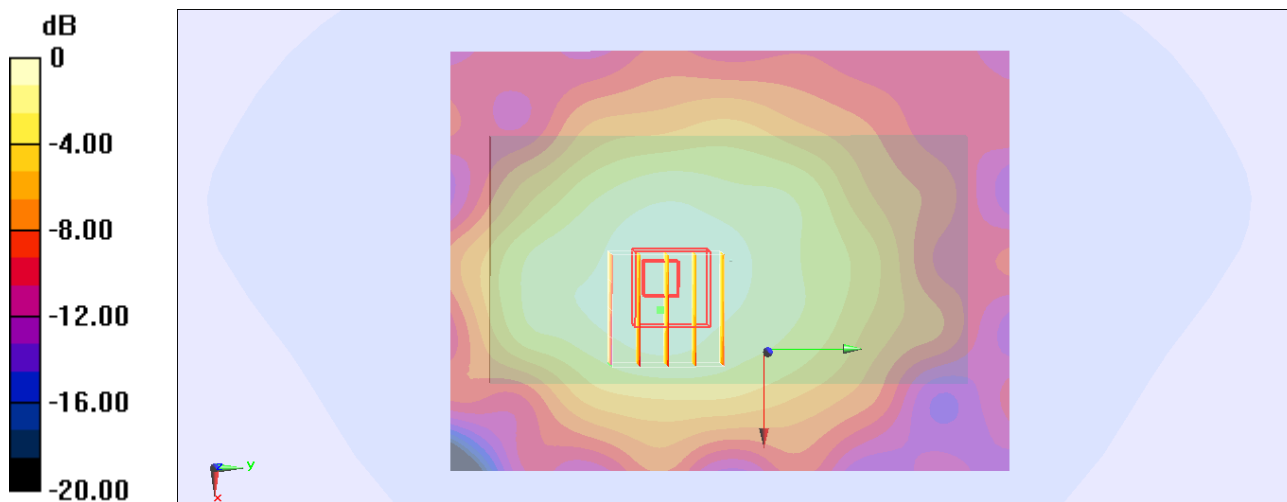
Communication System: WCDMA; Frequency: 826.4 MHz; Duty Cycle: 1:1  
Medium: MSL\_850\_121022 Medium parameters used:  $f = 826.4$  MHz;  $\sigma = 0.988$  mho/m;  $\epsilon_r = 55.443$ ;  $\rho = 1000$  kg/m<sup>3</sup>  
Ambient Temperature : 22.5 °C ; Liquid Temperature : 21.5 °C

#### DASY5 Configuration:

- Probe: ES3DV3 - SN3270; ConvF(6.16, 6.16, 6.16); Calibrated: 2012/9/28;
- Sensor-Surface: 4mm (Mechanical Surface Detection)
- Electronics: DAE4 Sn1338; Calibrated: 2012/6/12
- Phantom: SAM Right; Type: QD000P40CC; Serial: TP:1383
- Measurement SW: DASY52, Version 52.8 (3); SEMCAD X Version 14.6.7 (6848)

**Ch4132/Area Scan (61x81x1):** Measurement grid: dx=20mm, dy=20mm  
Maximum value of SAR (interpolated) = 0.00920 W/kg

**Ch4132/Zoom Scan (5x5x7)/Cube 0:** Measurement grid: dx=8mm, dy=8mm, dz=5mm  
Reference Value = 2.745 V/m; Power Drift = -0.16 dB  
Peak SAR (extrapolated) = 0.0110 W/kg  
**SAR(1 g) = 0.00856 W/kg; SAR(10 g) = 0.00619 W/kg**  
Maximum value of SAR (measured) = 0.00925 W/kg



0 dB = 0.00925 W/kg

### #109\_WCDMA V\_RMC 12.2K\_Back\_1cm\_Ch4132\_2D

#### DUT: 2O1541

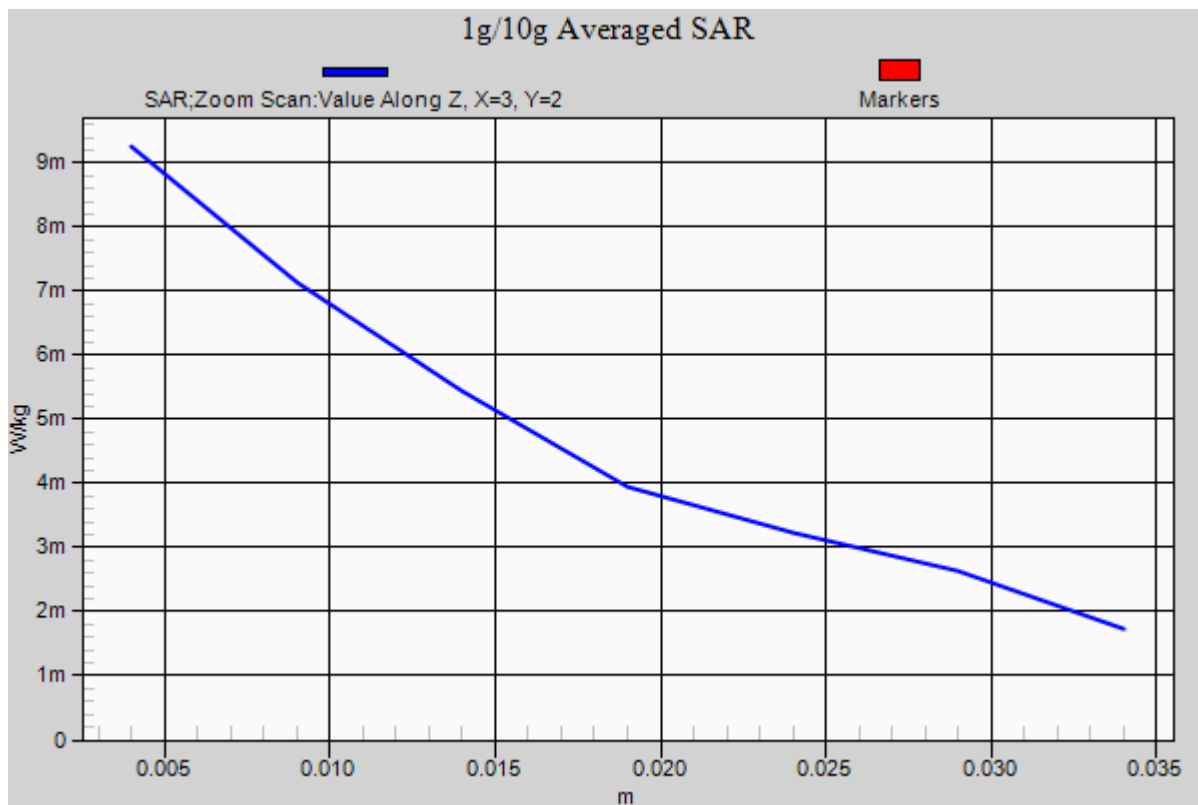
Communication System: WCDMA; Frequency: 826.4 MHz; Duty Cycle: 1:1  
Medium: MSL\_850\_121022 Medium parameters used:  $f = 826.4$  MHz;  $\sigma = 0.988$  mho/m;  $\epsilon_r = 55.443$ ;  $\rho = 1000$  kg/m<sup>3</sup>  
Ambient Temperature : 22.5 °C ; Liquid Temperature : 21.5 °C

#### DASY5 Configuration:

- Probe: ES3DV3 - SN3270; ConvF(6.16, 6.16, 6.16); Calibrated: 2012/9/28;
- Sensor-Surface: 4mm (Mechanical Surface Detection)
- Electronics: DAE4 Sn1338; Calibrated: 2012/6/12
- Phantom: SAM Right; Type: QD000P40CC; Serial: TP:1383
- Measurement SW: DASY52, Version 52.8 (3); SEMCAD X Version 14.6.7 (6848)

**Ch4132/Area Scan (61x81x1):** Measurement grid: dx=20mm, dy=20mm  
Maximum value of SAR (interpolated) = 0.00920 W/kg

**Ch4132/Zoom Scan (5x5x7)/Cube 0:** Measurement grid: dx=8mm, dy=8mm, dz=5mm  
Reference Value = 2.745 V/m; Power Drift = -0.16 dB  
Peak SAR (extrapolated) = 0.0110 W/kg  
**SAR(1 g) = 0.00856 W/kg; SAR(10 g) = 0.00619 W/kg**  
Maximum value of SAR (measured) = 0.00925 W/kg



### #110\_WCDMA V\_RMC 12.2K\_Left Side\_1cm\_Ch4132

#### DUT: 2O1541

Communication System: WCDMA; Frequency: 826.4 MHz; Duty Cycle: 1:1

Medium: MSL\_850\_121022 Medium parameters used:  $f = 826.4$  MHz;  $\sigma = 0.988$  mho/m;  $\epsilon_r =$

$55.443$ ;  $\rho = 1000$  kg/m<sup>3</sup>

Ambient Temperature : 22.5 °C ; Liquid Temperature : 21.5 °C

DASY5 Configuration:

- Probe: ES3DV3 - SN3270; ConvF(6.16, 6.16, 6.16); Calibrated: 2012/9/28;

- Sensor-Surface: 4mm (Mechanical Surface Detection)

- Electronics: DAE4 Sn1338; Calibrated: 2012/6/12

- Phantom: SAM Right; Type: QD000P40CC; Serial: TP:1383

- Measurement SW: DASY52, Version 52.8 (3); SEMCAD X Version 14.6.7 (6848)

**Ch4132/Area Scan (31x81x1):** Measurement grid: dx=20mm, dy=20mm

Maximum value of SAR (interpolated) = 0.00593 W/kg

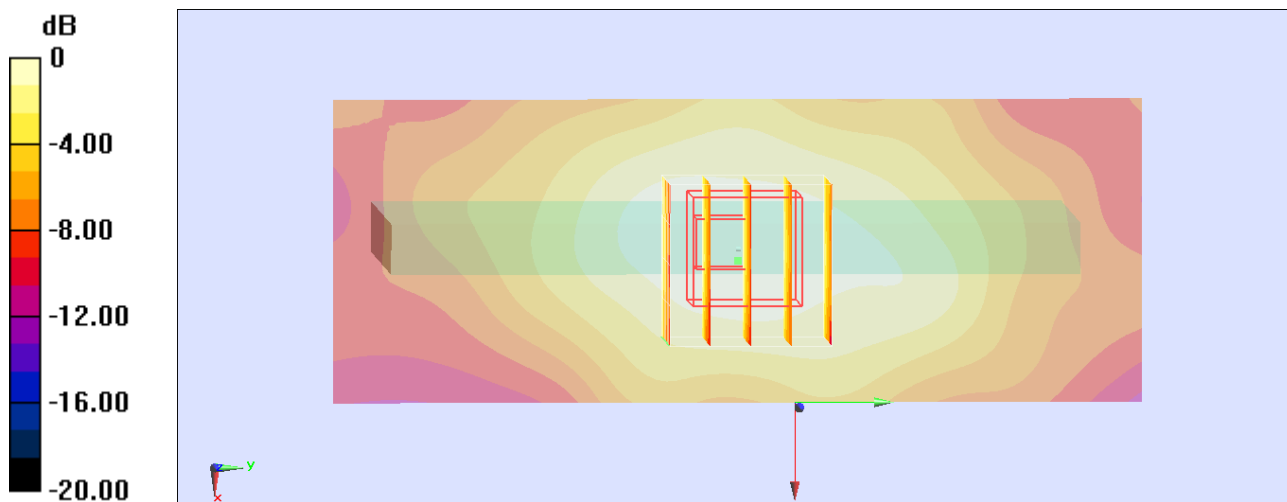
**Ch4132/Zoom Scan (5x5x7)/Cube 0:** Measurement grid: dx=8mm, dy=8mm, dz=5mm

Reference Value = 2.421 V/m; Power Drift = -0.11 dB

Peak SAR (extrapolated) = 0.00908 W/kg

**SAR(1 g) = 0.00565 W/kg; SAR(10 g) = 0.00376 W/kg**

Maximum value of SAR (measured) = 0.00605 W/kg



0 dB = 0.00605 W/kg

### #111\_WCDMA V\_RMC 12.2K\_Right Side\_1cm\_Ch4132

#### DUT: 2O1541

Communication System: WCDMA; Frequency: 826.4 MHz; Duty Cycle: 1:1  
Medium: MSL\_850\_121022 Medium parameters used:  $f = 826.4$  MHz;  $\sigma = 0.988$  mho/m;  $\epsilon_r = 55.443$ ;  $\rho = 1000$  kg/m<sup>3</sup>  
Ambient Temperature : 22.5 °C ; Liquid Temperature : 21.5 °C

#### DASY5 Configuration:

- Probe: ES3DV3 - SN3270; ConvF(6.16, 6.16, 6.16); Calibrated: 2012/9/28;
- Sensor-Surface: 4mm (Mechanical Surface Detection)
- Electronics: DAE4 Sn1338; Calibrated: 2012/6/12
- Phantom: SAM Right; Type: QD000P40CC; Serial: TP:1383
- Measurement SW: DASY52, Version 52.8 (3); SEMCAD X Version 14.6.7 (6848)

#### Ch4132/Area Scan (31x81x1): Measurement grid: dx=20mm, dy=20mm

Maximum value of SAR (interpolated) = 0.00769 W/kg

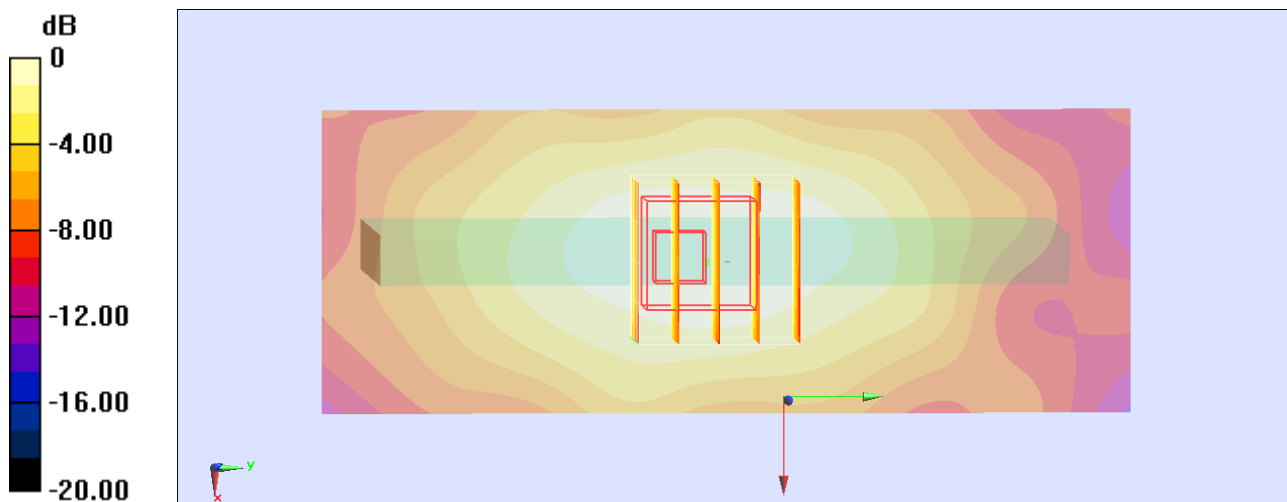
#### Ch4132/Zoom Scan (5x5x7)/Cube 0: Measurement grid: dx=8mm, dy=8mm, dz=5mm

Reference Value = 2.752 V/m; Power Drift = -0.15 dB

Peak SAR (extrapolated) = 0.0110 W/kg

**SAR(1 g) = 0.00697 W/kg; SAR(10 g) = 0.00479 W/kg**

Maximum value of SAR (measured) = 0.00759 W/kg



0 dB = 0.00759 W/kg

### #113\_WCDMA V\_RMC 12.2K\_Bottom Side\_1cm\_Ch4132

#### DUT: 2O1541

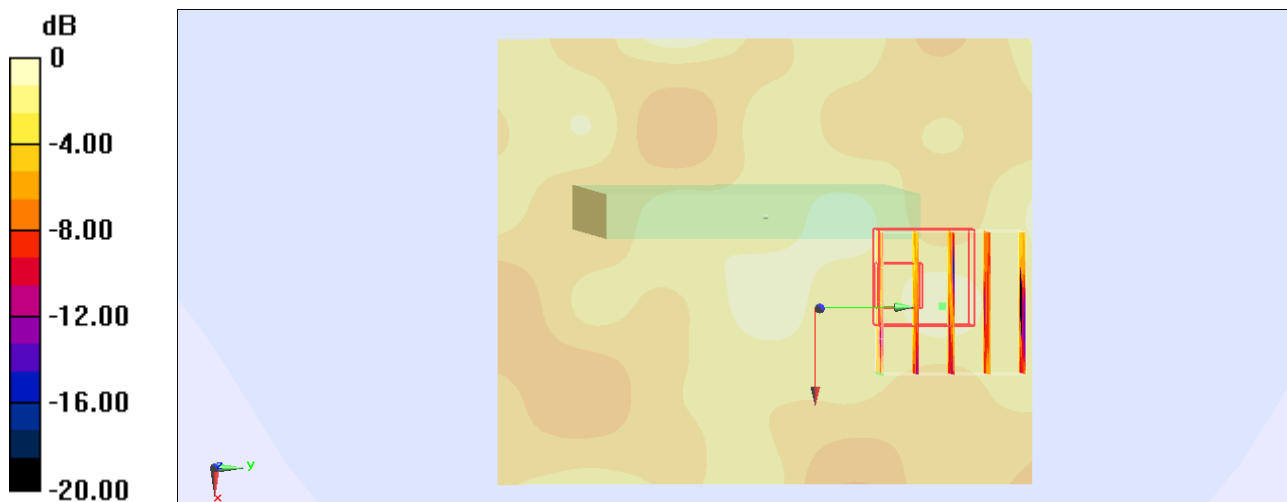
Communication System: WCDMA; Frequency: 826.4 MHz; Duty Cycle: 1:1  
Medium: MSL\_850\_121022 Medium parameters used:  $f = 826.4$  MHz;  $\sigma = 0.988$  mho/m;  $\epsilon_r = 55.443$ ;  $\rho = 1000$  kg/m<sup>3</sup>  
Ambient Temperature : 22.5 °C ; Liquid Temperature : 21.5 °C

#### DASY5 Configuration:

- Probe: ES3DV3 - SN3270; ConvF(6.16, 6.16, 6.16); Calibrated: 2012/9/28;
- Sensor-Surface: 4mm (Mechanical Surface Detection)
- Electronics: DAE4 Sn1338; Calibrated: 2012/6/12
- Phantom: SAM Right; Type: QD000P40CC; Serial: TP:1383
- Measurement SW: DASY52, Version 52.8 (3); SEMCAD X Version 14.6.7 (6848)

**Ch4132/Area Scan (51x61x1):** Measurement grid: dx=20mm, dy=20mm  
Maximum value of SAR (interpolated) = 0.00120 W/kg

**Ch4132/Zoom Scan (5x5x7)/Cube 0:** Measurement grid: dx=8mm, dy=8mm, dz=5mm  
Reference Value = 0.892 V/m; Power Drift = -0.025 dB  
Peak SAR (extrapolated) = 0.00268 W/kg  
**SAR(1 g) = 0.00109 W/kg; SAR(10 g) = 0.000677 W/kg**  
Maximum value of SAR (measured) = 0.00169 W/kg



0 dB = 0.00169 W/kg

### #115\_WCDMA V\_RMC 12.2K\_Back\_1cm\_Ch4132;Headset

#### DUT: 2O1541

Communication System: WCDMA; Frequency: 826.4 MHz; Duty Cycle: 1:1  
Medium: MSL\_850\_121022 Medium parameters used:  $f = 826.4 \text{ MHz}$ ;  $\sigma = 0.988 \text{ mho/m}$ ;  $\epsilon_r = 55.443$ ;  $\rho = 1000 \text{ kg/m}^3$   
Ambient Temperature :  $22.5 \text{ }^\circ\text{C}$  ; Liquid Temperature :  $21.5 \text{ }^\circ\text{C}$

#### DASY5 Configuration:

- Probe: ES3DV3 - SN3270; ConvF(6.16, 6.16, 6.16); Calibrated: 2012/9/28;
- Sensor-Surface: 4mm (Mechanical Surface Detection)
- Electronics: DAE4 Sn1338; Calibrated: 2012/6/12
- Phantom: SAM Right; Type: QD000P40CC; Serial: TP:1383
- Measurement SW: DASY52, Version 52.8 (3); SEMCAD X Version 14.6.7 (6848)

#### Ch4132/Area Scan (61x81x1): Measurement grid: dx=20mm, dy=20mm

Maximum value of SAR (interpolated) = 0.00769 W/kg

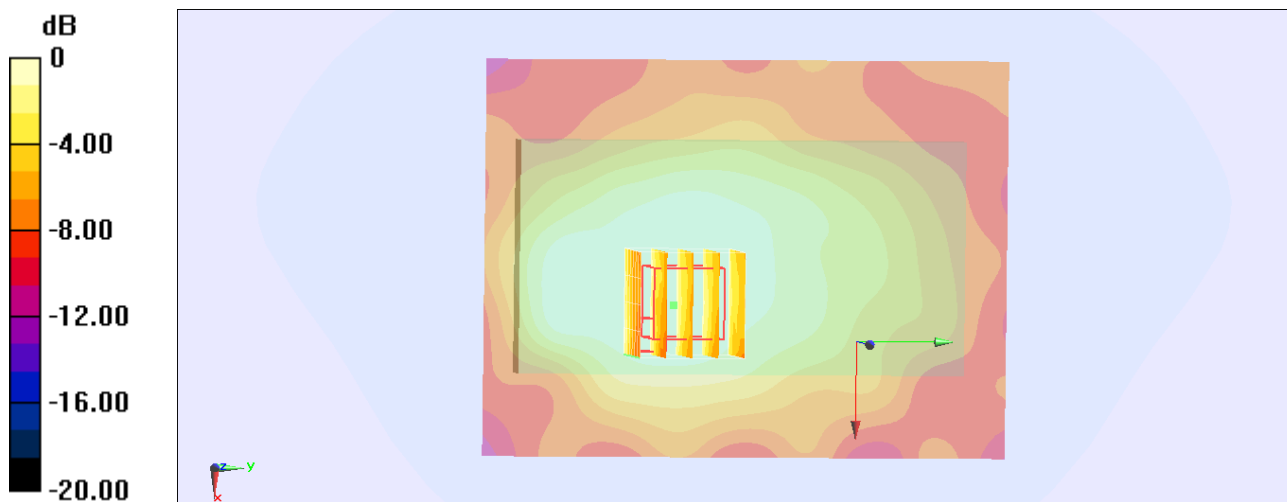
#### Ch4132/Zoom Scan (5x5x7)/Cube 0: Measurement grid: dx=8mm, dy=8mm, dz=5mm

Reference Value = 2.353 V/m; Power Drift = -0.051 dB

Peak SAR (extrapolated) = 0.0110 W/kg

**SAR(1 g) = 0.00595 W/kg; SAR(10 g) = 0.00417 W/kg**

Maximum value of SAR (measured) = 0.00638 W/kg



0 dB = 0.00638 W/kg

### #05\_WLAN2.4G\_802.11b\_Front\_1cm\_Ch1

#### DUT: 2O1541

Communication System: 802.11b; Frequency: 2412 MHz; Duty Cycle: 1:1

Medium: MSL\_2450\_121027 Medium parameters used:  $f = 2412$  MHz;  $\sigma = 1.88$  mho/m;  $\epsilon_r = 52.582$ ;  $\rho =$

$1000$  kg/m<sup>3</sup>

Ambient Temperature : 22.3 °C; Liquid Temperature : 21.3 °C

DASY5 Configuration:

- Probe: EX3DV4 - SN3801; ConvF(6.59, 6.59, 6.59); Calibrated: 2012/6/22;
- Sensor-Surface: 4mm (Mechanical Surface Detection)
- Electronics: DAE3 Sn495; Calibrated: 2012/4/23
- Phantom: SAM-Left; Type: QD 000 P40 C; Serial: TP-1477
- Measurement SW: DASY52, Version 52.8 (2); SEMCAD X Version 14.6.6 (6477)

**Ch1/Area Scan (51x81x1):** Measurement grid: dx=20mm, dy=20mm

Maximum value of SAR (interpolated) = 0.0879 mW/g

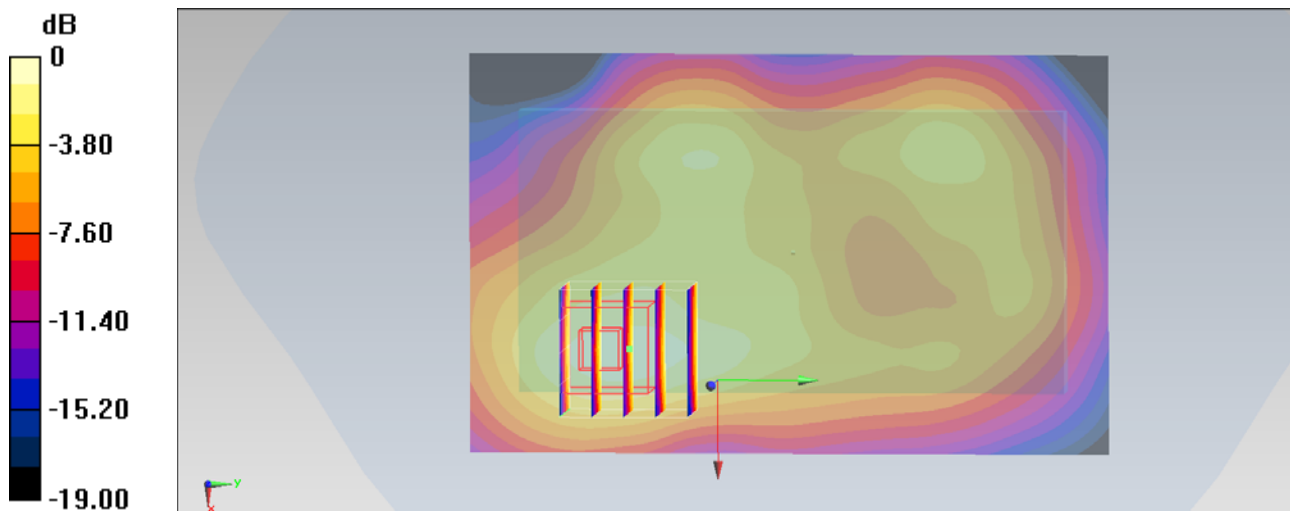
**Ch1/Zoom Scan (5x5x7)/Cube 0:** Measurement grid: dx=8mm, dy=8mm, dz=5mm

Reference Value = 4.684 V/m; Power Drift = -0.124 dB

Peak SAR (extrapolated) = 0.143 mW/g

**SAR(1 g) = 0.085 mW/g; SAR(10 g) = 0.047 mW/g**

Maximum value of SAR (measured) = 0.0949 mW/g



0 dB = 0.0949 mW/g = -20.45 dB mW/g

## #06\_WLAN2.4G\_802.11b\_Back\_1cm\_Ch1

### DUT: 2O1541

Communication System: 802.11b; Frequency: 2412 MHz; Duty Cycle: 1:1

Medium: MSL\_2450\_121027 Medium parameters used:  $f = 2412$  MHz;  $\sigma = 1.88$  mho/m;  $\epsilon_r = 52.582$ ;  $\rho =$

$1000$  kg/m<sup>3</sup>

Ambient Temperature :  $22.3$  °C ; Liquid Temperature :  $21.3$  °C

DASY5 Configuration:

- Probe: EX3DV4 - SN3801; ConvF(6.59, 6.59, 6.59); Calibrated: 2012/6/22;
- Sensor-Surface: 4mm (Mechanical Surface Detection)
- Electronics: DAE3 Sn495; Calibrated: 2012/4/23
- Phantom: SAM-Left; Type: QD 000 P40 C; Serial: TP-1477
- Measurement SW: DASY52, Version 52.8 (2); SEMCAD X Version 14.6.6 (6477)

**Ch1/Area Scan (51x81x1):** Measurement grid: dx=20mm, dy=20mm

Maximum value of SAR (interpolated) = 0.206 mW/g

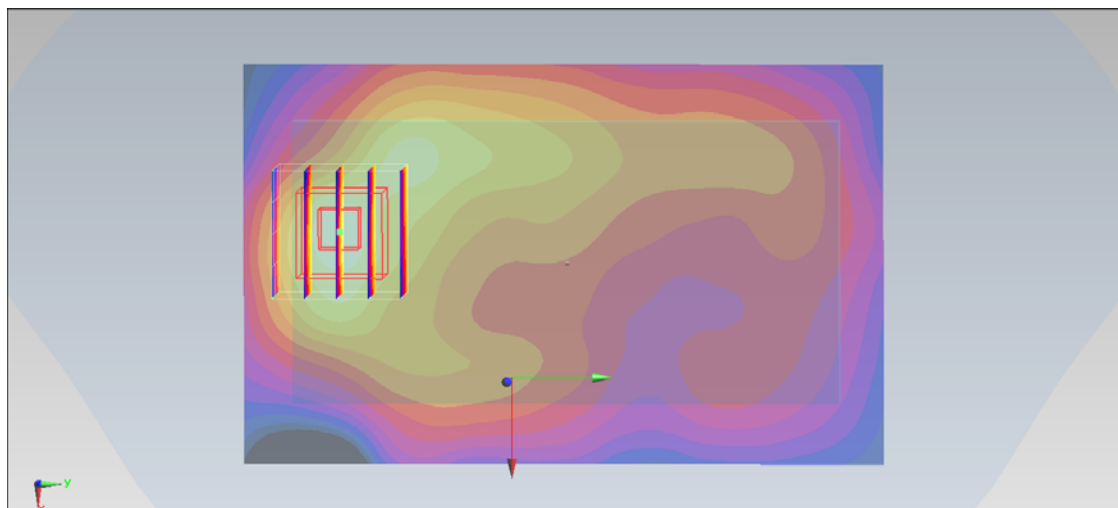
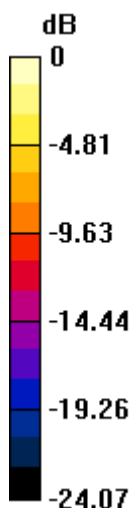
**Ch1/Zoom Scan (5x5x7)/Cube 0:** Measurement grid: dx=8mm, dy=8mm, dz=5mm

Reference Value = 3.593 V/m; Power Drift = -0.142 dB

Peak SAR (extrapolated) = 0.356 mW/g

**SAR(1 g) = 0.181 mW/g; SAR(10 g) = 0.086 mW/g**

Maximum value of SAR (measured) = 0.208 mW/g



0 dB = 0.208 mW/g = -13.64 dB mW/g

### #06\_WLAN2.4G\_802.11b\_Back\_1cm\_Ch1\_2D

#### DUT: 2O1541

Communication System: 802.11b; Frequency: 2412 MHz; Duty Cycle: 1:1

Medium: MSL\_2450\_121049 Medium parameters used:  $f = 2412$  MHz;  $\sigma = 1. \cdot \cdot$  mho/m;  $\epsilon_r = 52.582$ ;  $\rho$

$= 1000$  kg/m<sup>3</sup>

Ambient Temperature : 22.3 °C ; Liquid Temperature : 21.3 °C

#### DASY5 Configuration:

- Probe: EX3DV4 - SN3801; ConvF(6.59, 6.59, 6.59); Calibrated: 2012/6/22;
- Sensor-Surface: 4mm (Mechanical Surface Detection)
- Electronics: DAE3 Sn495; Calibrated: 2012/4/23
- Phantom: SAM-Left; Type: QD 000 P40 C; Serial: TP-1477
- Measurement SW: DASY52, Version 52.8 (2); SEMCAD X Version 14.6.6 (6477)

**Ch1/Area Scan (51x81x1):** Measurement grid: dx=20mm, dy=20mm

Maximum value of SAR (interpolated) = 0.206 mW/g

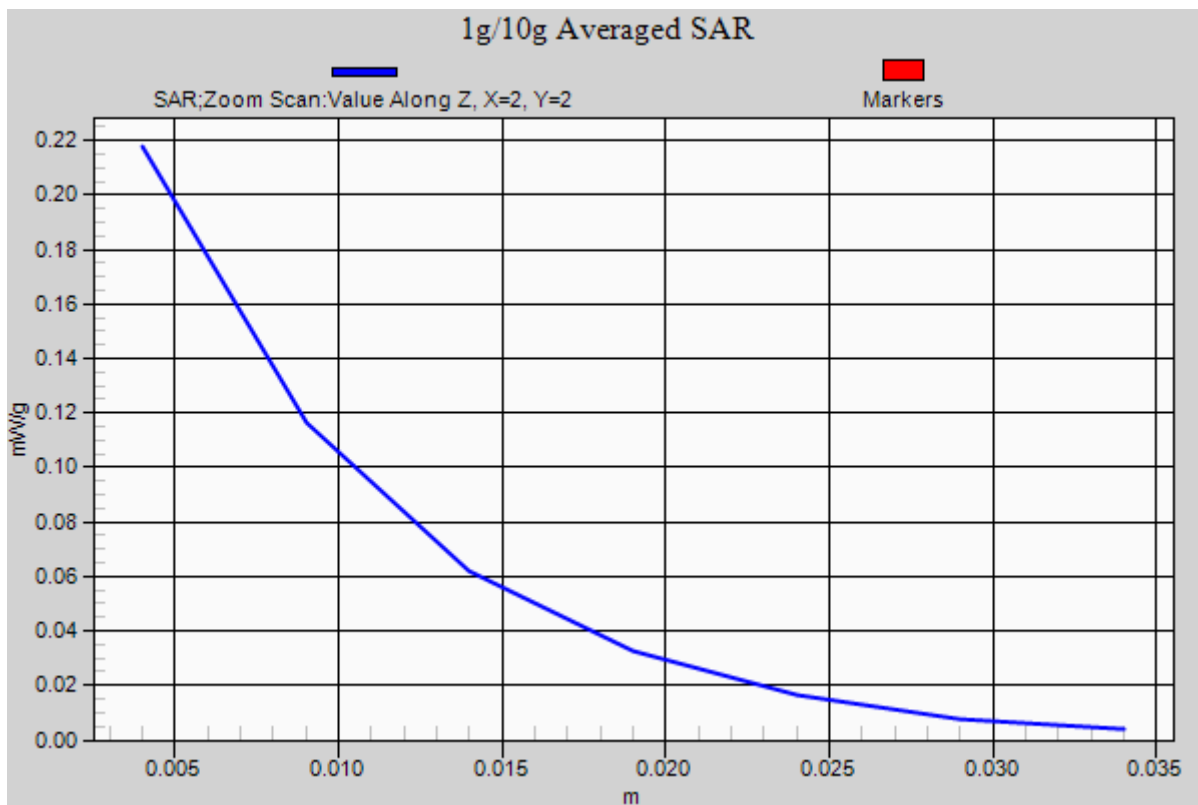
**Ch1/Zoom Scan (5x5x7)/Cube 0:** Measurement grid: dx=8mm, dy=8mm, dz=5mm

Reference Value = 3.593 V/m; Power Drift = -0.142 dB

Peak SAR (extrapolated) = 0.356 mW/g

**SAR(1 g) = 0.181 mW/g; SAR(10 g) = 0.086 mW/g**

Maximum value of SAR (measured) = 0.208 mW/g



### #07\_WLAN2.4G\_802.11b\_Left Side\_1cm\_Ch1

#### DUT: 2O1541

Communication System: 802.11b; Frequency: 2412 MHz; Duty Cycle: 1:1

Medium: MSL\_2450\_121027 Medium parameters used:  $f = 2412$  MHz;  $\sigma = 1.88$  mho/m;  $\epsilon_r = 52.582$ ;  $\rho =$

$1000$  kg/m<sup>3</sup>

Ambient Temperature : 22.3 °C ; Liquid Temperature : 21.3 °C

DASY5 Configuration:

- Probe: EX3DV4 - SN3801; ConvF(6.59, 6.59, 6.59); Calibrated: 2012/6/22;
- Sensor-Surface: 4mm (Mechanical Surface Detection)
- Electronics: DAE3 Sn495; Calibrated: 2012/4/23
- Phantom: SAM-Left; Type: QD 000 P40 C; Serial: TP-1477
- Measurement SW: DASY52, Version 52.8 (2); SEMCAD X Version 14.6.6 (6477)

**Ch1/Area Scan (31x81x1):** Measurement grid: dx=20mm, dy=20mm

Maximum value of SAR (interpolated) = 0.0293 mW/g

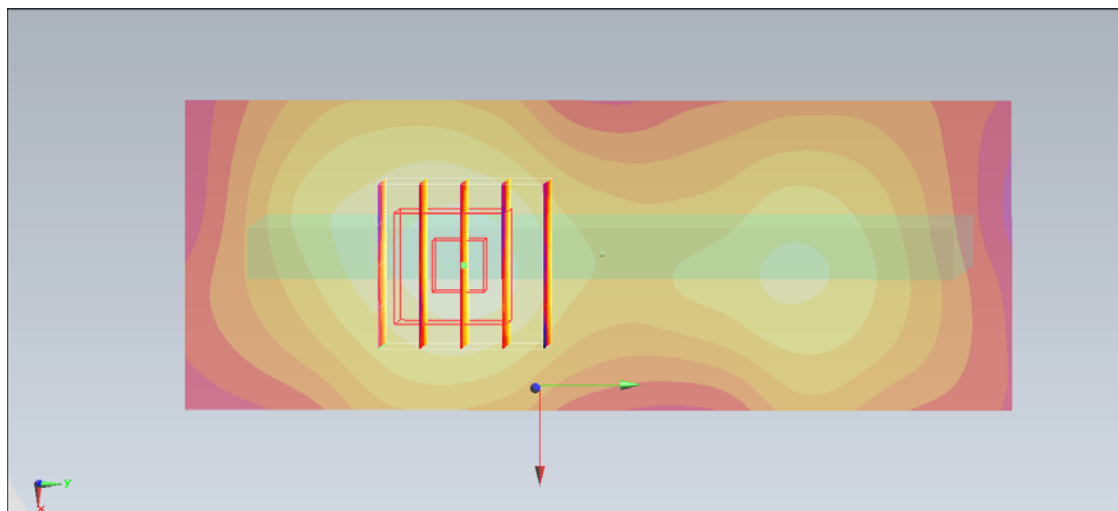
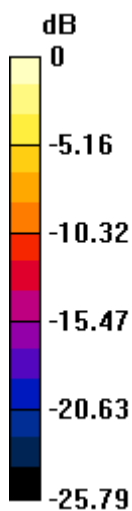
**Ch1/Zoom Scan (5x5x7)/Cube 0:** Measurement grid: dx=8mm, dy=8mm, dz=5mm

Reference Value = 2.215 V/m; Power Drift = 0.01 dB

Peak SAR (extrapolated) = 0.051 mW/g

**SAR(1 g) = 0.029 mW/g; SAR(10 g) = 0.016 mW/g**

Maximum value of SAR (measured) = 0.0328 mW/g



## #10\_WLAN2.4G\_802.11b\_Bottom Side\_1cm\_Ch1

### DUT: 2O1541

Communication System: 802.11b; Frequency: 2412 MHz; Duty Cycle: 1:1

Medium: MSL\_2450\_121027 Medium parameters used:  $f = 2412$  MHz;  $\sigma = 1.88$  mho/m;  $\epsilon_r = 52.582$ ;  $\rho =$

$1000$  kg/m<sup>3</sup>

Ambient Temperature : 22.3 °C ; Liquid Temperature : 21.3 °C

DASY5 Configuration:

- Probe: EX3DV4 - SN3801; ConvF(6.59, 6.59, 6.59); Calibrated: 2012/6/22;
- Sensor-Surface: 4mm (Mechanical Surface Detection)
- Electronics: DAE3 Sn495; Calibrated: 2012/4/23
- Phantom: SAM-Left; Type: QD 000 P40 C; Serial: TP-1477
- Measurement SW: DASY52, Version 52.8 (2); SEMCAD X Version 14.6.6 (6477)

**Ch1/Area Scan (31x51x1):** Measurement grid: dx=20mm, dy=20mm

Maximum value of SAR (interpolated) = 0.108 mW/g

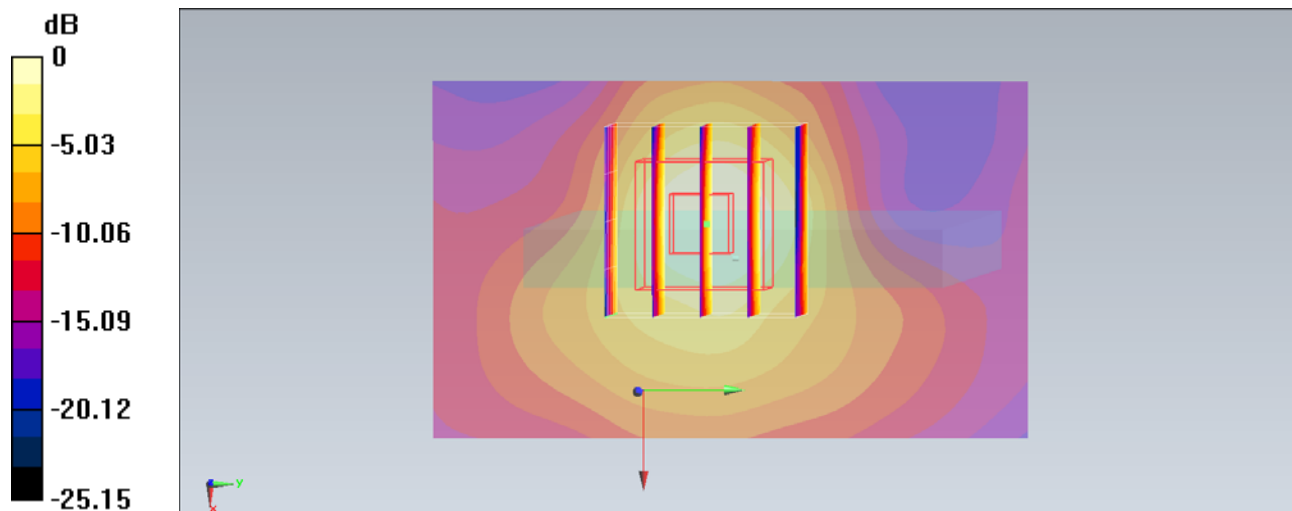
**Ch1/Zoom Scan (5x5x7)/Cube 0:** Measurement grid: dx=8mm, dy=8mm, dz=5mm

Reference Value = 6.267 V/m; Power Drift = 0.04 dB

Peak SAR (extrapolated) = 0.162 mW/g

**SAR(1 g) = 0.083 mW/g; SAR(10 g) = 0.041 mW/g**

Maximum value of SAR (measured) = 0.0909 mW/g



## #11\_WLAN2.4G\_802.11b\_Back\_1cm\_Ch1;Headset

### DUT: 2O1541

Communication System: 802.11b; Frequency: 2412 MHz; Duty Cycle: 1:1

Medium: MSL\_2450\_121027 Medium parameters used:  $f = 2412$  MHz;  $\sigma = 1.88$  mho/m;  $\epsilon_r = 52.582$ ;  $\rho =$

$1000$  kg/m<sup>3</sup>

Ambient Temperature : 22.3 °C ; Liquid Temperature : 21.3 °C

DASY5 Configuration:

- Probe: EX3DV4 - SN3801; ConvF(6.59, 6.59, 6.59); Calibrated: 2012/6/22;
- Sensor-Surface: 4mm (Mechanical Surface Detection)
- Electronics: DAE3 Sn495; Calibrated: 2012/4/23
- Phantom: SAM-Left; Type: QD 000 P40 C; Serial: TP-1477
- Measurement SW: DASY52, Version 52.8 (2); SEMCAD X Version 14.6.6 (6477)

**Ch1/Area Scan (51x81x1):** Measurement grid: dx=20mm, dy=20mm

Maximum value of SAR (interpolated) = 0.218 mW/g

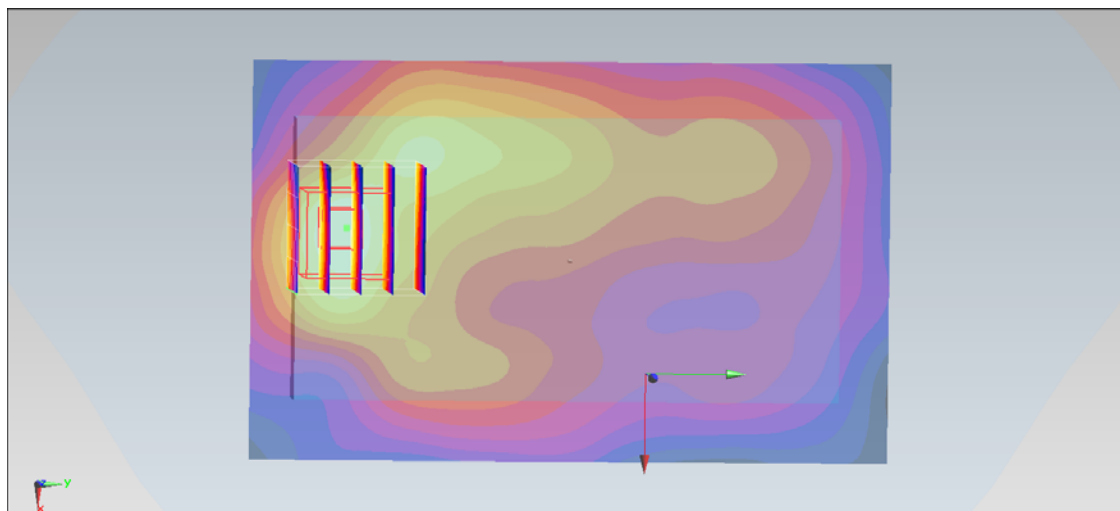
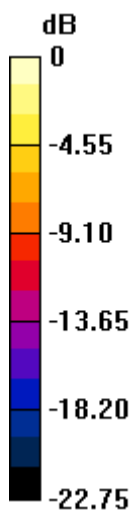
**Ch1/Zoom Scan (5x5x7)/Cube 0:** Measurement grid: dx=8mm, dy=8mm, dz=5mm

Reference Value = 3.220 V/m; Power Drift = -0.03 dB

Peak SAR (extrapolated) = 0.352 mW/g

**SAR(1 g) = 0.178 mW/g; SAR(10 g) = 0.084 mW/g**

Maximum value of SAR (measured) = 0.197 mW/g



0 dB = 0.197 mW/g = -14.11 dB mW/g

## #20\_WLAN5G\_802.11a\_Front\_1cm\_Ch36

### DUT: 2O1541

Communication System: 802.11a; Frequency: 5180 MHz; Duty Cycle: 1:1

Medium: MSL\_5G\_121020 Medium parameters used:  $f = 5180$  MHz;  $\sigma = 5.221$  mho/m;  $\epsilon_r = 47.539$ ;  $\rho =$

$1000$  kg/m<sup>3</sup>

Ambient Temperature : 22.5 °C ; Liquid Temperature : 21.5 °C

#### DASY5 Configuration:

- Probe: EX3DV4 - SN3697; ConvF(4.29, 4.29, 4.29); Calibrated: 2012/9/28;
- Sensor-Surface: 2mm (Mechanical Surface Detection)
- Electronics: DAE4 Sn778; Calibrated: 2012/8/27
- Phantom: SAM RIGHT; Type: SAM; Serial: 1719
- Measurement SW: DASY52, Version 52.8 (1); SEMCAD X Version 14.6.5 (6469)

**Ch36/Area Scan (121x181x1):** Measurement grid: dx=10mm, dy=10mm

Maximum value of SAR (interpolated) = 0.0121 mW/g

**Ch36/Zoom Scan (8x8x10)/Cube 0:** Measurement grid: dx=4mm, dy=4mm, dz=2.5mm

Reference Value = 0 V/m; Power Drift = 0.012 dB

Peak SAR (extrapolated) = 0.033 mW/g

**SAR(1 g) = 0.011 mW/g; SAR(10 g) = 0.0042 mW/g**

Maximum value of SAR (measured) = 0.0221 mW/g

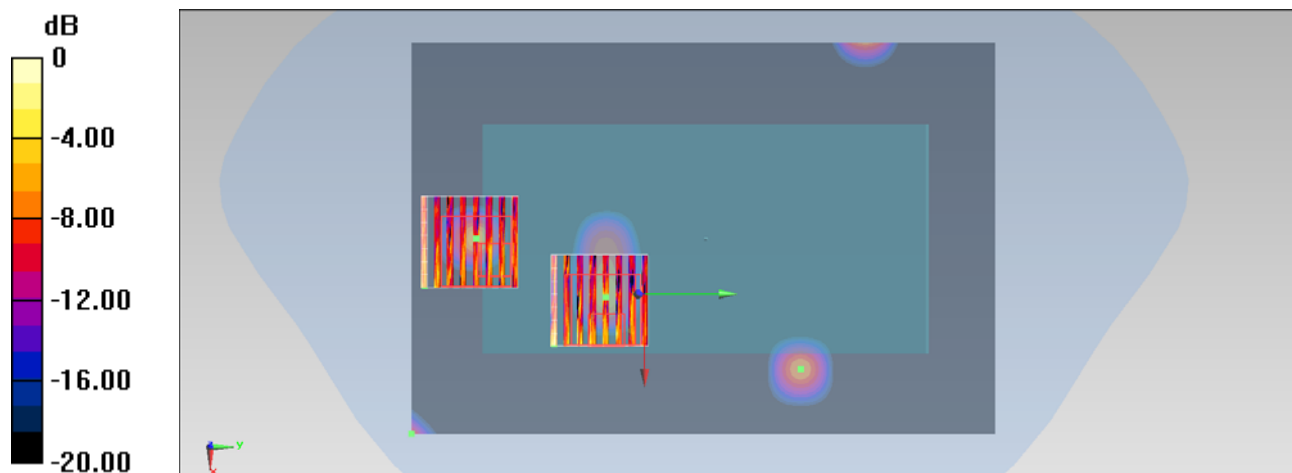
**Ch36/Zoom Scan (8x8x10)/Cube 1:** Measurement grid: dx=4mm, dy=4mm, dz=2.5mm

Reference Value = 0 V/m; Power Drift = 0.012 dB

Peak SAR (extrapolated) = 0.039 mW/g

**SAR(1 g) = 0.0066 mW/g; SAR(10 g) = 0.0022 mW/g**

Maximum value of SAR (measured) = 0.0398 mW/g



0 dB = 0.0398 mW/g = -28.00 dB mW/g

## #21\_WLAN5G\_802.11a\_Back\_1cm\_Ch36

### DUT: 2O1541

Communication System: 802.11a; Frequency: 5180 MHz; Duty Cycle: 1:1

Medium: MSL\_5G\_121020 Medium parameters used:  $f = 5180$  MHz;  $\sigma = 5.221$  mho/m;  $\epsilon_r = 47.539$ ;  $\rho =$

$1000$  kg/m<sup>3</sup>

Ambient Temperature : 22.5 °C ; Liquid Temperature : 21.5 °C

DASY5 Configuration:

- Probe: EX3DV4 - SN3697; ConvF(4.29, 4.29, 4.29); Calibrated: 2012/9/28;
- Sensor-Surface: 2mm (Mechanical Surface Detection)
- Electronics: DAE4 Sn778; Calibrated: 2012/8/27
- Phantom: SAM RIGHT; Type: SAM; Serial: 1719
- Measurement SW: DASY52, Version 52.8 (1); SEMCAD X Version 14.6.5 (6469)

**Ch36/Area Scan (121x181x1):** Measurement grid: dx=10mm, dy=10mm

Maximum value of SAR (interpolated) = 0.0967 mW/g

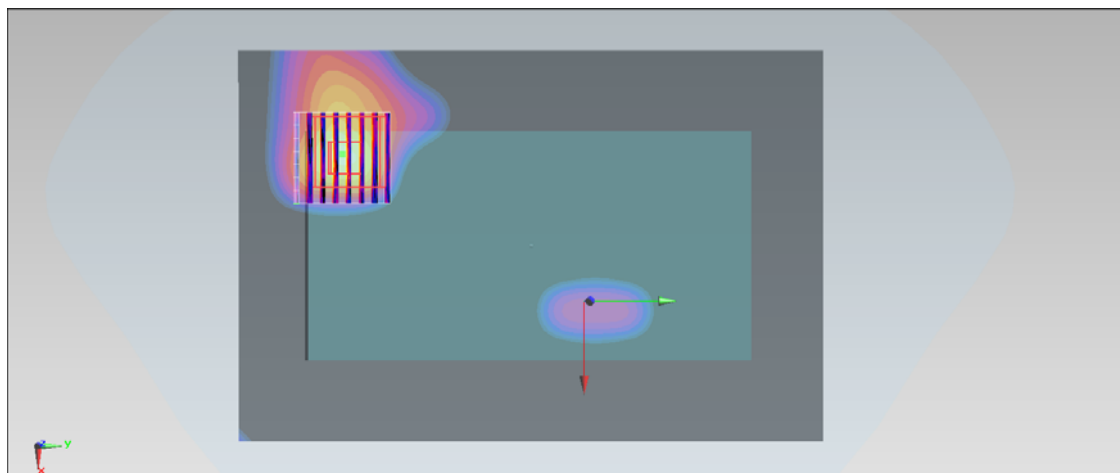
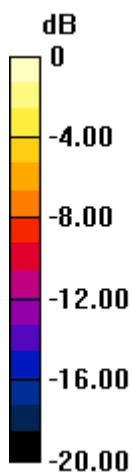
**Ch36/Zoom Scan (8x8x10)/Cube 0:** Measurement grid: dx=4mm, dy=4mm, dz=2.5mm

Reference Value = 0.552 V/m; Power Drift = 0.120 dB

Peak SAR (extrapolated) = 0.287 mW/g

**SAR(1 g) = 0.060 mW/g; SAR(10 g) = 0.020 mW/g**

Maximum value of SAR (measured) = 0.113 mW/g



0 dB = 0.113 mW/g = -18.94 dB mW/g

### #21\_WLAN5G\_802.11a\_Back\_1cm\_Ch36\_2D

#### DUT: 2O1541

Communication System: 802.11a; Frequency: 5180 MHz; Duty Cycle: 1:1

Medium: MSL\_5G\_121020 Medium parameters used:  $f = 5180$  MHz;  $\sigma = 5.221$  mho/m;  $\epsilon_r = 47.539$ ;  $\rho = 1000$  kg/m<sup>3</sup>

Ambient Temperature : 22.5 °C ; Liquid Temperature : 21.5 °C

#### DASY5 Configuration:

- Probe: EX3DV4 - SN3697; ConvF(4.29, 4.29, 4.29); Calibrated: 2012/9/28;
- Sensor-Surface: 2mm (Mechanical Surface Detection)
- Electronics: DAE4 Sn778; Calibrated: 2012/8/27
- Phantom: SAM RIGHT; Type: SAM; Serial: 1719
- Measurement SW: DASY52, Version 52.8 (1); SEMCAD X Version 14.6.5 (6469)

**Ch36/Area Scan (121x181x1):** Measurement grid: dx=10mm, dy=10mm

Maximum value of SAR (interpolated) = 0.0967 mW/g

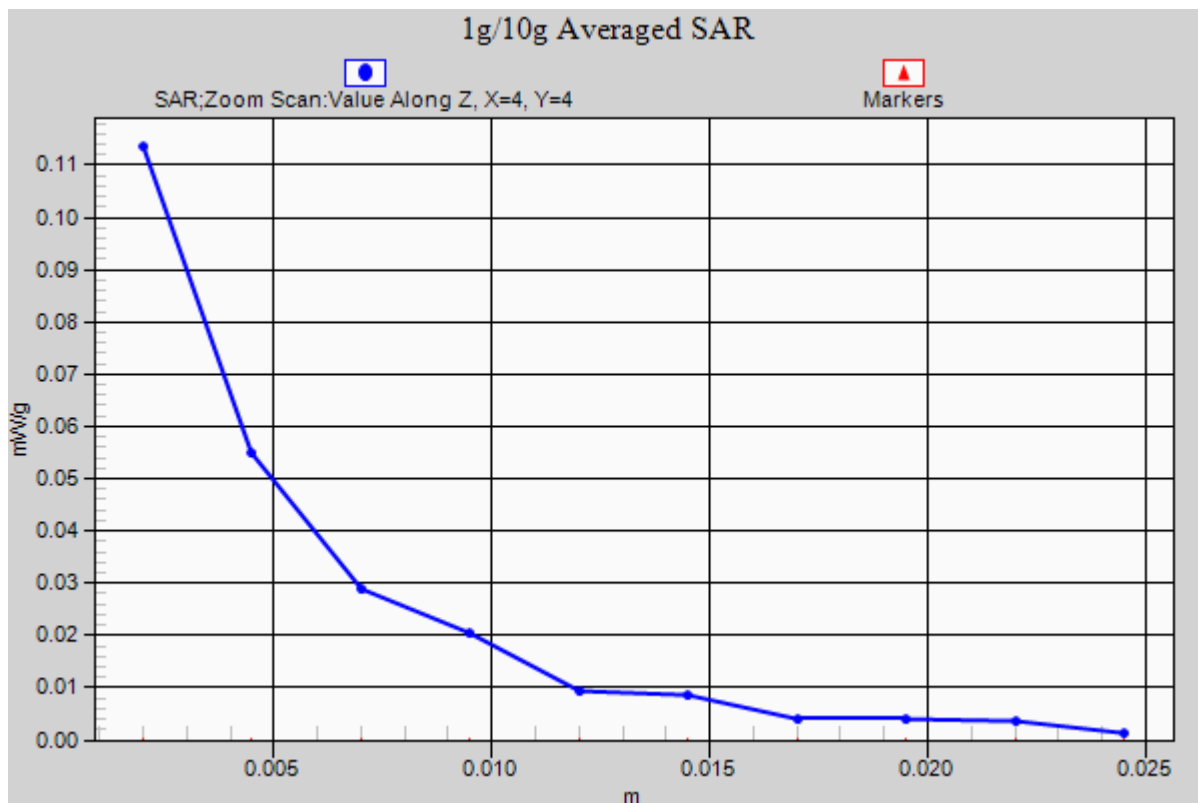
**Ch36/Zoom Scan (8x8x10)/Cube 0:** Measurement grid: dx=4mm, dy=4mm, dz=2.5mm

Reference Value = 0.552 V/m; Power Drift = 0.120 dB

Peak SAR (extrapolated) = 0.287 mW/g

**SAR(1 g) = 0.060 mW/g; SAR(10 g) = 0.020 mW/g**

Maximum value of SAR (measured) = 0.113 mW/g



## #22\_WLAN5G\_802.11a\_Back\_1cm\_Ch36;Headset

### DUT: 2O1541

Communication System: 802.11a; Frequency: 5180 MHz; Duty Cycle: 1:1

Medium: MSL\_5G\_121020 Medium parameters used:  $f = 5180$  MHz;  $\sigma = 5.221$  mho/m;  $\epsilon_r = 47.539$ ;  $\rho =$

$1000$  kg/m<sup>3</sup>

Ambient Temperature :  $22.5$  °C ; Liquid Temperature :  $21.5$  °C

#### DASY5 Configuration:

- Probe: EX3DV4 - SN3697; ConvF(4.29, 4.29, 4.29); Calibrated: 2012/9/28;
- Sensor-Surface: 2mm (Mechanical Surface Detection)
- Electronics: DAE4 Sn778; Calibrated: 2012/8/27
- Phantom: SAM RIGHT; Type: SAM; Serial: 1719
- Measurement SW: DASY52, Version 52.8 (1); SEMCAD X Version 14.6.5 (6469)

**Ch36/Area Scan (121x181x1):** Measurement grid: dx=10mm, dy=10mm

Maximum value of SAR (interpolated) =  $0.0305$  mW/g

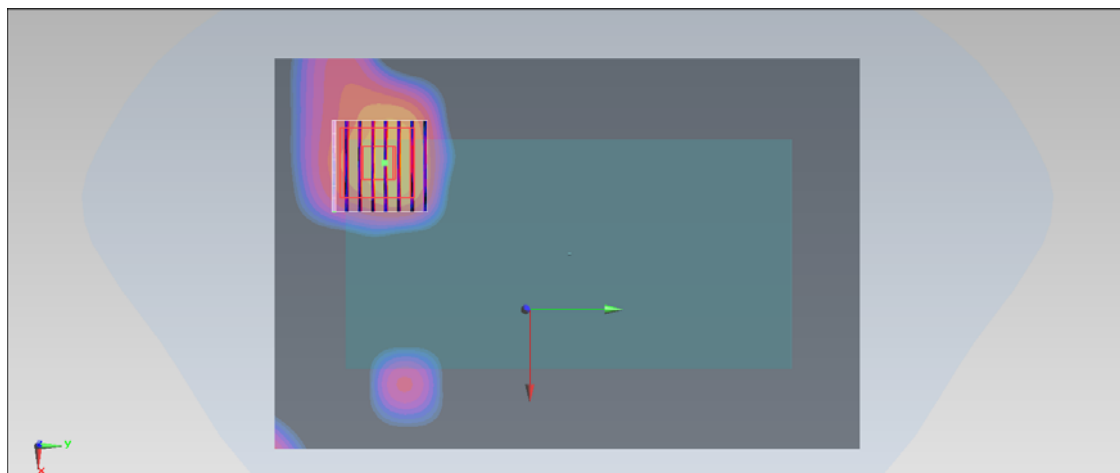
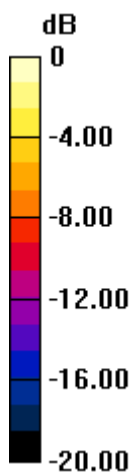
**Ch36/Zoom Scan (8x8x10)/Cube 0:** Measurement grid: dx=4mm, dy=4mm, dz=2.5mm

Reference Value =  $0.809$  V/m; Power Drift =  $0.139$  dB

Peak SAR (extrapolated) =  $0.199$  mW/g

**SAR(1 g) =  $0.055$  mW/g; SAR(10 g) =  $0.018$  mW/g**

Maximum value of SAR (measured) =  $0.107$  mW/g



$0$  dB =  $0.107$  mW/g =  $-19.41$  dB mW/g

## #23\_WLAN5G\_802.11a\_Front\_1cm\_Ch60

### DUT: 2O1541

Communication System: 802.11a; Frequency: 5300 MHz; Duty Cycle: 1:1

Medium: MSL\_5G\_121020 Medium parameters used:  $f = 5300$  MHz;  $\sigma = 5.393$  mho/m;  $\epsilon_r = 47.275$ ;  $\rho = 1000$  kg/m<sup>3</sup>

Ambient Temperature : 22.5 °C ; Liquid Temperature : 21.5 °C

#### DASY5 Configuration:

- Probe: EX3DV4 - SN3697; ConvF(4.29, 4.29, 4.29); Calibrated: 2012/9/28;
- Sensor-Surface: 2mm (Mechanical Surface Detection)
- Electronics: DAE4 Sn778; Calibrated: 2012/8/27
- Phantom: SAM RIGHT; Type: SAM; Serial: 1719
- Measurement SW: DASY52, Version 52.8 (1); SEMCAD X Version 14.6.5 (6469)

**Ch60/Area Scan (121x181x1):** Measurement grid: dx=10mm, dy=10mm

Maximum value of SAR (interpolated) = 0.0109 mW/g

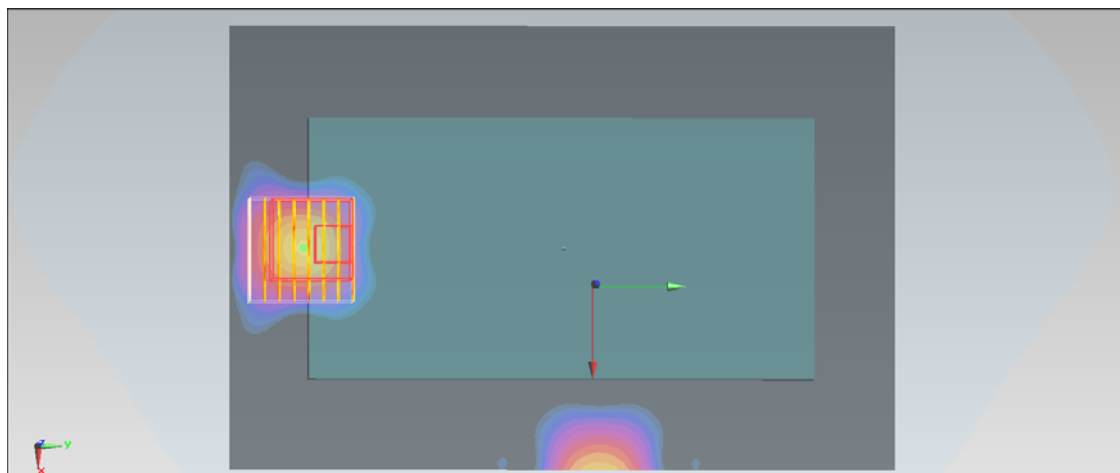
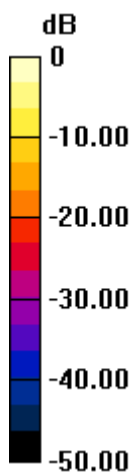
**Ch60/Zoom Scan (8x8x10)/Cube 0:** Measurement grid: dx=4mm, dy=4mm, dz=2.5mm

Reference Value = 0.712 V/m; Power Drift = 0.16 dB

Peak SAR (extrapolated) = 0.091 mW/g

**SAR(1 g) = 0.00934 mW/g; SAR(10 g) = 0.00483 mW/g**

Maximum value of SAR (measured) = 0.0907 mW/g



0 dB = 0.0907 mW/g = -20.85 dB mW/g

## #24\_WLAN5G\_802.11a\_Back\_1cm\_Ch60

### DUT: 2O1541

Communication System: 802.11a; Frequency: 5300 MHz; Duty Cycle: 1:1

Medium: MSL\_5G\_121020 Medium parameters used:  $f = 5300$  MHz;  $\sigma = 5.393$  mho/m;  $\epsilon_r = 47.275$ ;  $\rho = 1000$  kg/m<sup>3</sup>

Ambient Temperature : 22.5 °C ; Liquid Temperature : 21.5 °C

#### DASY5 Configuration:

- Probe: EX3DV4 - SN3697; ConvF(4.29, 4.29, 4.29); Calibrated: 2012/9/28;
- Sensor-Surface: 2mm (Mechanical Surface Detection)
- Electronics: DAE4 Sn778; Calibrated: 2012/8/27
- Phantom: SAM RIGHT; Type: SAM; Serial: 1719
- Measurement SW: DASY52, Version 52.8 (1); SEMCAD X Version 14.6.5 (6469)

**Ch60/Area Scan (121x181x1):** Measurement grid: dx=10mm, dy=10mm

Maximum value of SAR (interpolated) = 0.180 mW/g

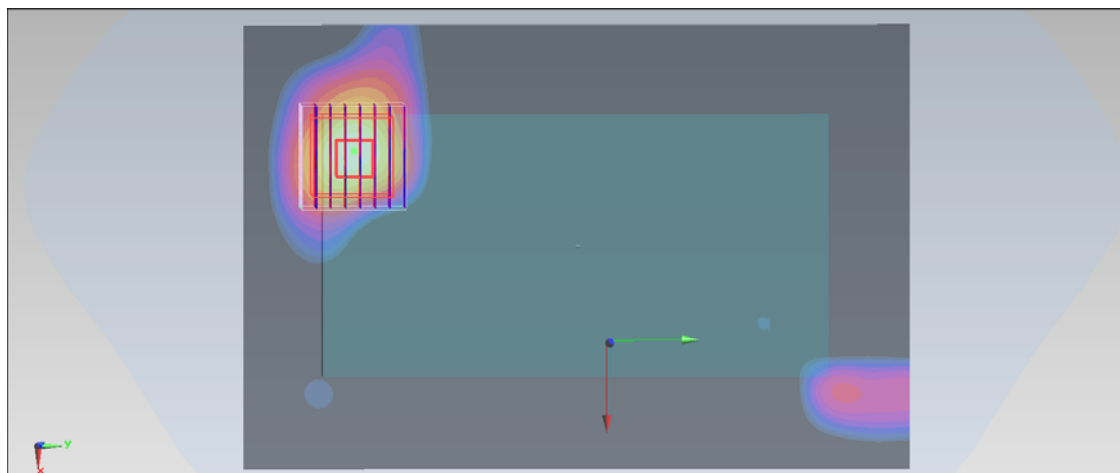
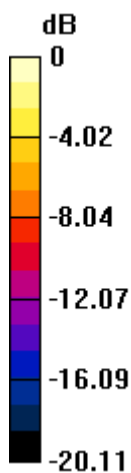
**Ch60/Zoom Scan (8x8x10)/Cube 0:** Measurement grid: dx=4mm, dy=4mm, dz=2.5mm

Reference Value = 0.991 V/m; Power Drift = -0.14 dB

Peak SAR (extrapolated) = 0.346 mW/g

**SAR(1 g) = 0.091 mW/g; SAR(10 g) = 0.031 mW/g**

Maximum value of SAR (measured) = 0.174 mW/g



0 dB = 0.174 mW/g = -15.19 dB mW/g

## #25\_WLAN5G\_802.11a\_Back\_1cm\_Ch60;Headset

### DUT: 2O1541

Communication System: 802.11a; Frequency: 5300 MHz; Duty Cycle: 1:1

Medium: MSL\_5G\_121020 Medium parameters used:  $f = 5300$  MHz;  $\sigma = 5.393$  mho/m;  $\epsilon_r = 47.275$ ;  $\rho =$

$1000$  kg/m<sup>3</sup>

Ambient Temperature : 22.5 °C ; Liquid Temperature : 21.5 °C

#### DASY5 Configuration:

- Probe: EX3DV4 - SN3697; ConvF(4.29, 4.29, 4.29); Calibrated: 2012/9/28;
- Sensor-Surface: 2mm (Mechanical Surface Detection)
- Electronics: DAE4 Sn778; Calibrated: 2012/8/27
- Phantom: SAM RIGHT; Type: SAM; Serial: 1719
- Measurement SW: DASY52, Version 52.8 (1); SEMCAD X Version 14.6.5 (6469)

**Ch60/Area Scan (121x181x1):** Measurement grid: dx=10mm, dy=10mm

Maximum value of SAR (interpolated) = 0.203 mW/g

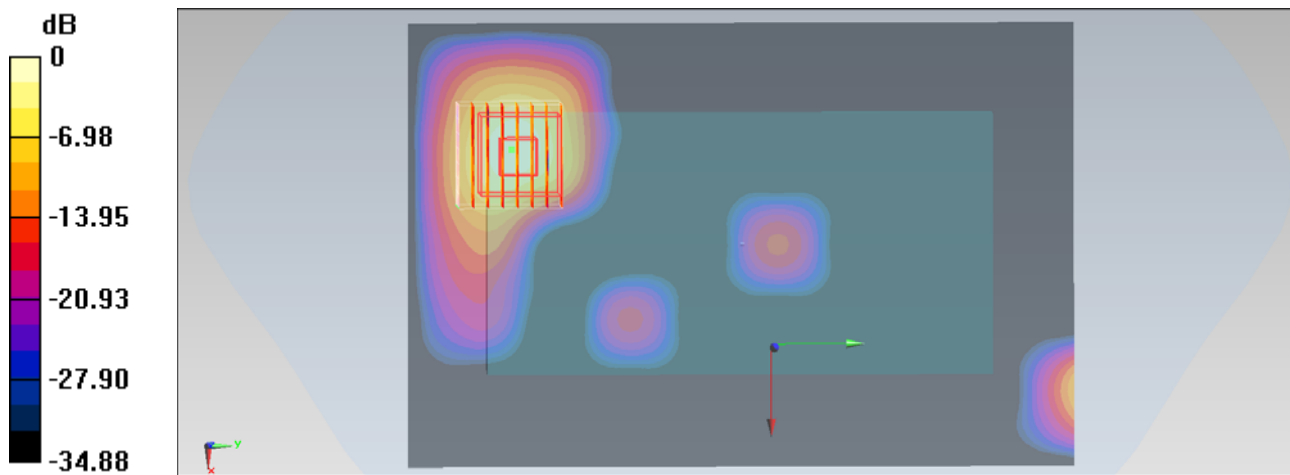
**Ch60/Zoom Scan (8x8x10)/Cube 0:** Measurement grid: dx=4mm, dy=4mm, dz=2.5mm

Reference Value = 0.953 V/m; Power Drift = -0.17 dB

Peak SAR (extrapolated) = 0.402 mW/g

**SAR(1 g) = 0.093 mW/g; SAR(10 g) = 0.032 mW/g**

Maximum value of SAR (measured) = 0.184 mW/g



0 dB = 0.184 mW/g = -14.70 dB mW/g

## #25\_WLAN5G\_802.11a\_Back\_1cm\_Ch60;Headset\_2D

**DUT: 2O1541**

Communication System: 802.11a; Frequency: 5300 MHz; Duty Cycle: 1:1

Medium: MSL\_5G\_121020 Medium parameters used:  $f = 5300$  MHz;  $\sigma = 5.393$  mho/m;  $\epsilon_r = 47.275$ ;  $\rho =$

$1000$  kg/m<sup>3</sup>

Ambient Temperature : 22.5 °C ; Liquid Temperature : 21.5 °C

DASY5 Configuration:

- Probe: EX3DV4 - SN3697; ConvF(4.29, 4.29, 4.29); Calibrated: 2012/9/28;
- Sensor-Surface: 2mm (Mechanical Surface Detection)
- Electronics: DAE4 Sn778; Calibrated: 2012/8/27
- Phantom: SAM RIGHT; Type: SAM; Serial: 1719
- Measurement SW: DASY52, Version 52.8 (1); SEMCAD X Version 14.6.5 (6469)

**Ch60/Area Scan (121x181x1):** Measurement grid: dx=10mm, dy=10mm

Maximum value of SAR (interpolated) = 0.203 mW/g

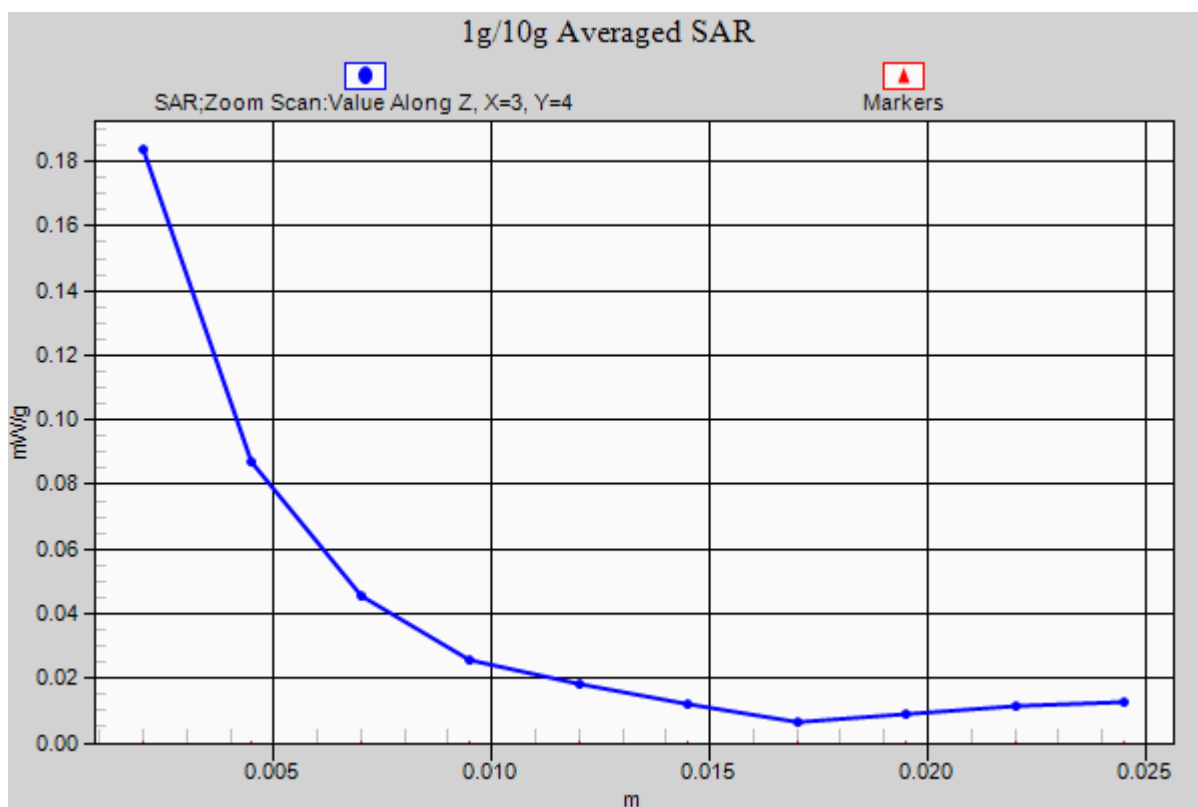
**Ch60/Zoom Scan (8x8x10)/Cube 0:** Measurement grid: dx=4mm, dy=4mm, dz=2.5mm

Reference Value = 0.953 V/m; Power Drift = -0.17 dB

Peak SAR (extrapolated) = 0.402 mW/g

**SAR(1 g) = 0.093 mW/g; SAR(10 g) = 0.032 mW/g**

Maximum value of SAR (measured) = 0.184 mW/g



## #26\_WLAN5G\_802.11a\_Front\_1cm\_Ch100

### DUT: 2O1541

Communication System: 802.11a; Frequency: 5500 MHz; Duty Cycle: 1:1

Medium: MSL\_5G\_121020 Medium parameters used:  $f = 5500$  MHz;  $\sigma = 5.645$  mho/m;  $\epsilon_r = 47.008$ ;  $\rho =$

$1000$  kg/m<sup>3</sup>

Ambient Temperature : 22.5 °C; Liquid Temperature : 21.5 °C

#### DASY5 Configuration:

- Probe: EX3DV4 - SN3697; ConvF(3.91, 3.91, 3.91); Calibrated: 2012/9/28;
- Sensor-Surface: 2mm (Mechanical Surface Detection)
- Electronics: DAE4 Sn778; Calibrated: 2012/8/27
- Phantom: SAM RIGHT; Type: SAM; Serial: 1719
- Measurement SW: DASY52, Version 52.8 (1); SEMCAD X Version 14.6.5 (6469)

**Ch100/Area Scan (121x181x1):** Measurement grid: dx=10mm, dy=10mm

Maximum value of SAR (interpolated) = 0.0371 mW/g

**Ch100/Zoom Scan (8x8x10)/Cube 0:** Measurement grid: dx=4mm, dy=4mm, dz=2.5mm

Reference Value = 0 V/m; Power Drift = 0.11 dB

Peak SAR (extrapolated) = 0.043 mW/g

**SAR(1 g) = 0.012 mW/g; SAR(10 g) = 0.00619 mW/g**

Maximum value of SAR (measured) = 0.0201 mW/g

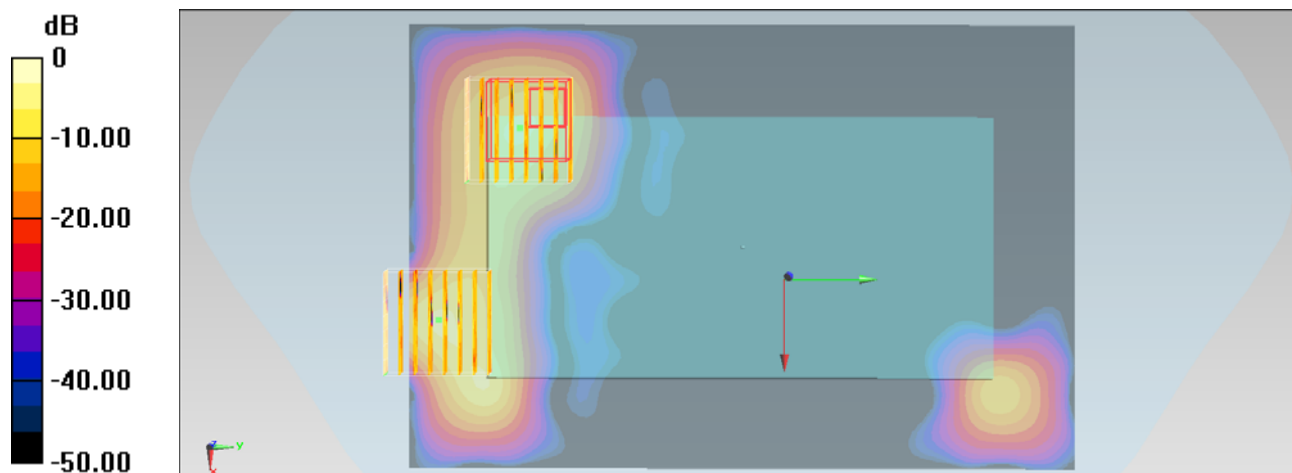
**Ch100/Zoom Scan (8x8x10)/Cube 1:** Measurement grid: dx=4mm, dy=4mm, dz=2.5mm

Reference Value = 0 V/m; Power Drift = 0.11 dB

Peak SAR (extrapolated) = 0 mW/g

**SAR(1 g) = n.a. ; SAR(10 g) = n.a.**

Maximum value of SAR (measured) = 0.143 mW/g



0 dB = 0.143 mW/g = -16.89 dB mW/g

## #27\_WLAN5G\_802.11a\_Back\_1cm\_Ch100

### DUT: 2O1541

Communication System: 802.11a; Frequency: 5500 MHz; Duty Cycle: 1:1

Medium: MSL\_5G\_121020 Medium parameters used:  $f = 5500$  MHz;  $\sigma = 5.645$  mho/m;  $\epsilon_r = 47.008$ ;  $\rho = 1000$  kg/m<sup>3</sup>

Ambient Temperature : 22.5 °C ; Liquid Temperature : 21.5 °C

#### DASY5 Configuration:

- Probe: EX3DV4 - SN3697; ConvF(3.91, 3.91, 3.91); Calibrated: 2012/9/28;
- Sensor-Surface: 2mm (Mechanical Surface Detection)
- Electronics: DAE4 Sn778; Calibrated: 2012/8/27
- Phantom: SAM RIGHT; Type: SAM; Serial: 1719
- Measurement SW: DASY52, Version 52.8 (1); SEMCAD X Version 14.6.5 (6469)

**Ch100/Area Scan (121x181x1):** Measurement grid: dx=10mm, dy=10mm

Maximum value of SAR (interpolated) = 0.255 mW/g

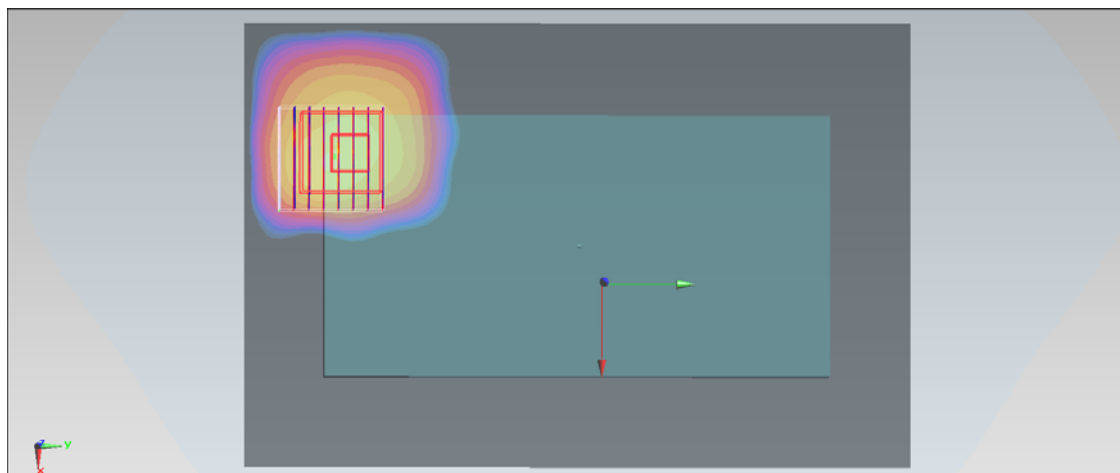
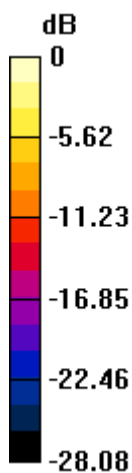
**Ch100/Zoom Scan (8x8x10)/Cube 0:** Measurement grid: dx=4mm, dy=4mm, dz=2.5mm

Reference Value = 0 V/m; Power Drift = 0.13 dB

Peak SAR (extrapolated) = 1.214 mW/g

**SAR(1 g) = 0.289 mW/g; SAR(10 g) = 0.092 mW/g**

Maximum value of SAR (measured) = 0.583 mW/g



0 dB = 0.583 mW/g = -4.69 dB mW/g

## #28\_WLAN5G\_802.11a\_Back\_1cm\_Ch100;Headset

### DUT: 2O1541

Communication System: 802.11a; Frequency: 5500 MHz; Duty Cycle: 1:1

Medium: MSL\_5G\_121020 Medium parameters used:  $f = 5500$  MHz;  $\sigma = 5.645$  mho/m;  $\epsilon_r = 47.008$ ;  $\rho =$

$1000$  kg/m<sup>3</sup>

Ambient Temperature : 22.5 °C ; Liquid Temperature : 21.5 °C

DASY5 Configuration:

- Probe: EX3DV4 - SN3697; ConvF(3.91, 3.91, 3.91); Calibrated: 2012/9/28;
- Sensor-Surface: 2mm (Mechanical Surface Detection)
- Electronics: DAE4 Sn778; Calibrated: 2012/8/27
- Phantom: SAM RIGHT; Type: SAM; Serial: 1719
- Measurement SW: DASY52, Version 52.8 (1); SEMCAD X Version 14.6.5 (6469)

**Ch100/Area Scan (121x181x1):** Measurement grid: dx=20mm, dy=20mm

Maximum value of SAR (interpolated) = 0.359 mW/g


**Ch100/Zoom Scan (8x8x10)/Cube 0:** Measurement grid: dx=4mm, dy=4mm, dz=2.5mm

Reference Value = 0.655 V/m; Power Drift = 0.17 dB

Peak SAR (extrapolated) = 1.266 mW/g

**SAR(1 g) = 0.295 mW/g; SAR(10 g) = 0.095 mW/g**

Maximum value of SAR (measured) = 0.580 mW/g



0 dB = 0.580 mW/g = -4.73 dB mW/g

## #28\_WLAN5G\_802.11a\_Back\_1cm\_Ch100;Headset\_2D

**DUT: 2O1541**

Communication System: 802.11a; Frequency: 5500 MHz; Duty Cycle: 1:1

Medium: MSL\_5G\_121020 Medium parameters used:  $f = 5500$  MHz;  $\sigma = 5.645$  mho/m;  $\epsilon_r = 47.008$ ;  $\rho =$

$1000$  kg/m<sup>3</sup>

Ambient Temperature : 22.5 °C ; Liquid Temperature : 21.5 °C

DASY5 Configuration:

- Probe: EX3DV4 - SN3697; ConvF(3.91, 3.91, 3.91); Calibrated: 2012/9/28;
- Sensor-Surface: 2mm (Mechanical Surface Detection)
- Electronics: DAE4 Sn778; Calibrated: 2012/8/27
- Phantom: SAM RIGHT; Type: SAM; Serial: 1719
- Measurement SW: DASY52, Version 52.8 (1); SEMCAD X Version 14.6.5 (6469)

**Ch100/Area Scan (121x181x1):** Measurement grid: dx=10mm, dy=10mm

Maximum value of SAR (interpolated) = 0.359 mW/g

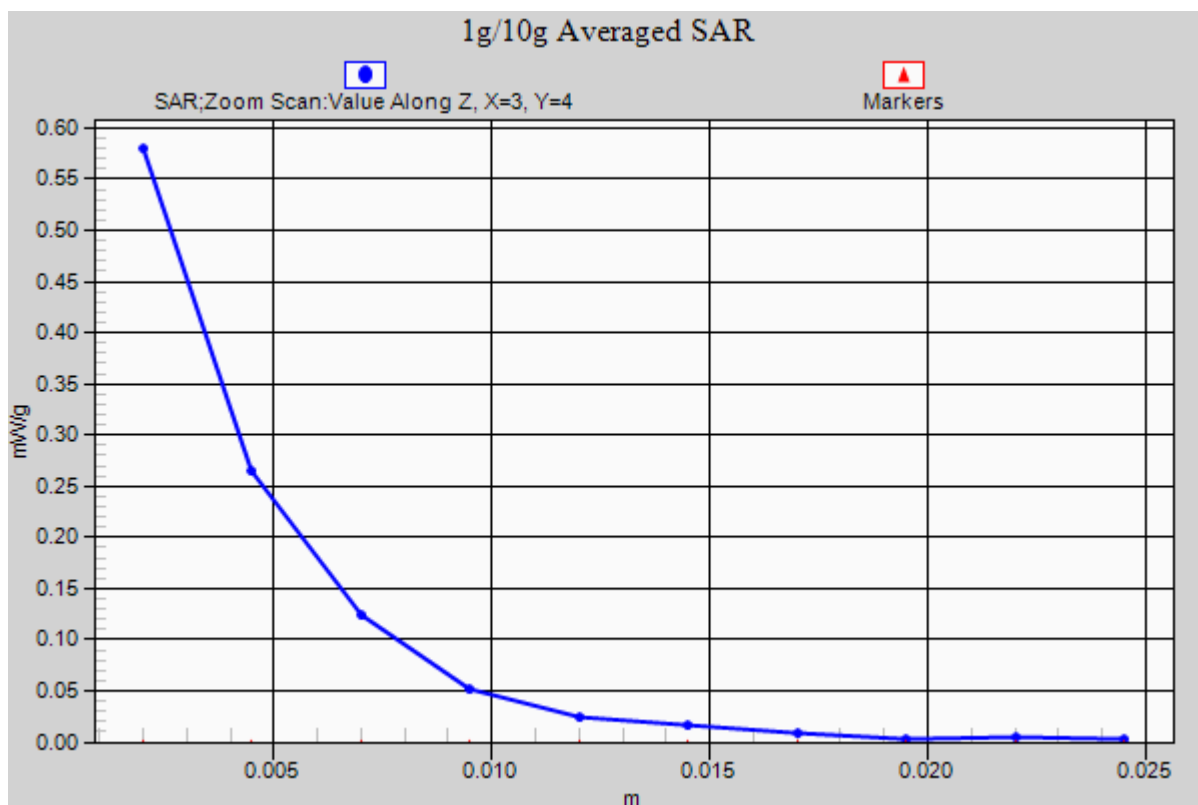
**Ch100/Zoom Scan (8x8x10)/Cube 0:** Measurement grid: dx=4mm, dy=4mm, dz=2.5mm

Reference Value = 0.655 V/m; Power Drift = 0.17 dB

Peak SAR (extrapolated) = 1.266 mW/g

**SAR(1 g) = 0.295 mW/g; SAR(10 g) = 0.095 mW/g**

Maximum value of SAR (measured) = 0.580 mW/g



## #29\_WLAN5G\_802.11a\_Front\_1cm\_Ch165

### DUT: 2O1541

Communication System: 802.11a; Frequency: 5825 MHz; Duty Cycle: 1:1

Medium: MSL\_5G\_121020 Medium parameters used:  $f = 5825$  MHz;  $\sigma = 6.211$  mho/m;  $\epsilon_r = 46.434$ ;  $\rho = 1000$  kg/m<sup>3</sup>

Ambient Temperature : 22.5 °C ; Liquid Temperature : 21.5 °C

#### DASY5 Configuration:

- Probe: EX3DV4 - SN3697; ConvF(4.06, 4.06, 4.06); Calibrated: 2012/9/28;
- Sensor-Surface: 2mm (Mechanical Surface Detection)
- Electronics: DAE4 Sn778; Calibrated: 2012/8/27
- Phantom: SAM RIGHT; Type: SAM; Serial: 1719
- Measurement SW: DASY52, Version 52.8 (1); SEMCAD X Version 14.6.5 (6469)

**Ch165/Area Scan (121x181x1):** Measurement grid: dx=10mm, dy=10mm

Maximum value of SAR (interpolated) = 0.128 mW/g

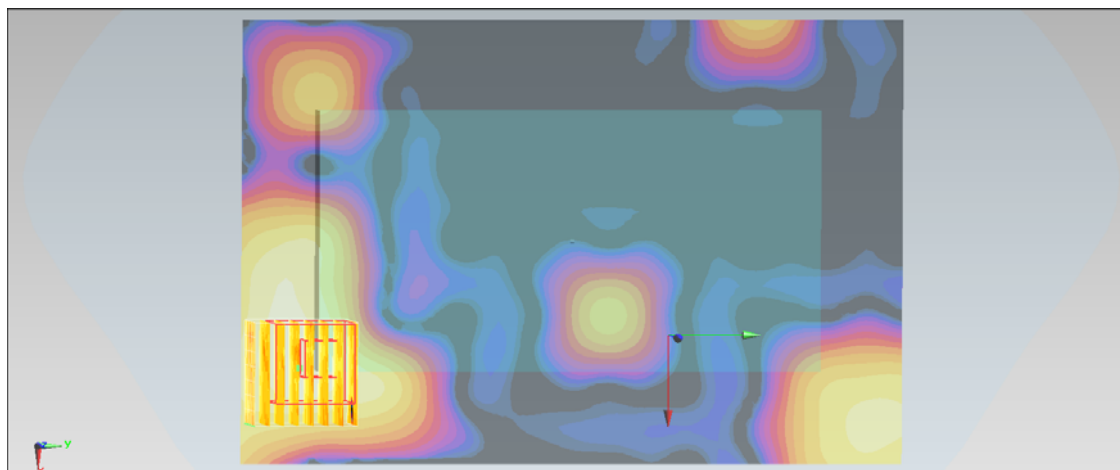
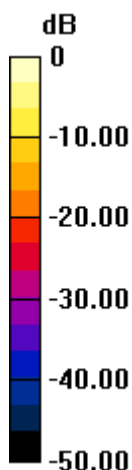
**Ch165/Zoom Scan (8x8x10)/Cube 0:** Measurement grid: dx=4mm, dy=4mm, dz=2.5mm

Reference Value = 0.724 V/m; Power Drift = 0.16 dB

Peak SAR (extrapolated) = 0.222 mW/g

**SAR(1 g) = 0.069 mW/g; SAR(10 g) = 0.029 mW/g**

Maximum value of SAR (measured) = 0.127 mW/g



0 dB = 0.127 mW/g = -17.92 dB mW/g

### #30\_WLAN5G\_802.11a\_Back\_1cm\_Ch165

#### DUT: 2O1541

Communication System: 802.11a; Frequency: 5825 MHz; Duty Cycle: 1:1

Medium: MSL\_5G\_121020 Medium parameters used:  $f = 5825$  MHz;  $\sigma = 6.211$  mho/m;  $\epsilon_r = 46.434$ ;  $\rho =$

$1000$  kg/m<sup>3</sup>

Ambient Temperature : 22.5 °C ; Liquid Temperature : 21.5 °C

#### DASY5 Configuration:

- Probe: EX3DV4 - SN3697; ConvF(4.06, 4.06, 4.06); Calibrated: 2012/9/28;
- Sensor-Surface: 2mm (Mechanical Surface Detection)
- Electronics: DAE4 Sn778; Calibrated: 2012/8/27
- Phantom: SAM RIGHT; Type: SAM; Serial: 1719
- Measurement SW: DASY52, Version 52.8 (1); SEMCAD X Version 14.6.5 (6469)

**Ch165/Area Scan (121x181x1):** Measurement grid: dx=10mm, dy=10mm

Maximum value of SAR (interpolated) = 0.484 mW/g


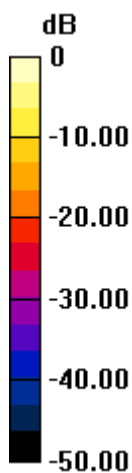
**Ch165/Zoom Scan (8x8x10)/Cube 0:** Measurement grid: dx=4mm, dy=4mm, dz=2.5mm

Reference Value = 0.381 V/m; Power Drift = 0.04 dB

Peak SAR (extrapolated) = 1.807 mW/g

**SAR(1 g) = 0.425 mW/g; SAR(10 g) = 0.134 mW/g**

Maximum value of SAR (measured) = 0.876 mW/g



0 dB = 0.876 mW/g = -1.15 dB mW/g

### #30\_WLAN5G\_802.11a\_Back\_1cm\_Ch165\_2D

#### DUT: 2O1541

Communication System: 802.11a; Frequency: 5825 MHz; Duty Cycle: 1:1

Medium: MSL\_5G\_121020 Medium parameters used:  $f = 5825 \text{ MHz}$ ;  $\sigma = 6.211 \text{ mho/m}$ ;  $\epsilon_r = 46.434$ ;  $\rho =$

$1000 \text{ kg/m}^3$

Ambient Temperature :  $22.5 \text{ }^\circ\text{C}$ ; Liquid Temperature :  $21.5 \text{ }^\circ\text{C}$

#### DASY5 Configuration:

- Probe: EX3DV4 - SN3697; ConvF(4.06, 4.06, 4.06); Calibrated: 2012/9/28;
- Sensor-Surface: 2mm (Mechanical Surface Detection)
- Electronics: DAE4 Sn778; Calibrated: 2012/8/27
- Phantom: SAM RIGHT; Type: SAM; Serial: 1719
- Measurement SW: DASY52, Version 52.8 (1); SEMCAD X Version 14.6.5 (6469)

**Ch165/Area Scan (121x181x1):** Measurement grid:  $dx=10\text{mm}$ ,  $dy=10\text{mm}$

Maximum value of SAR (interpolated) =  $0.484 \text{ mW/g}$

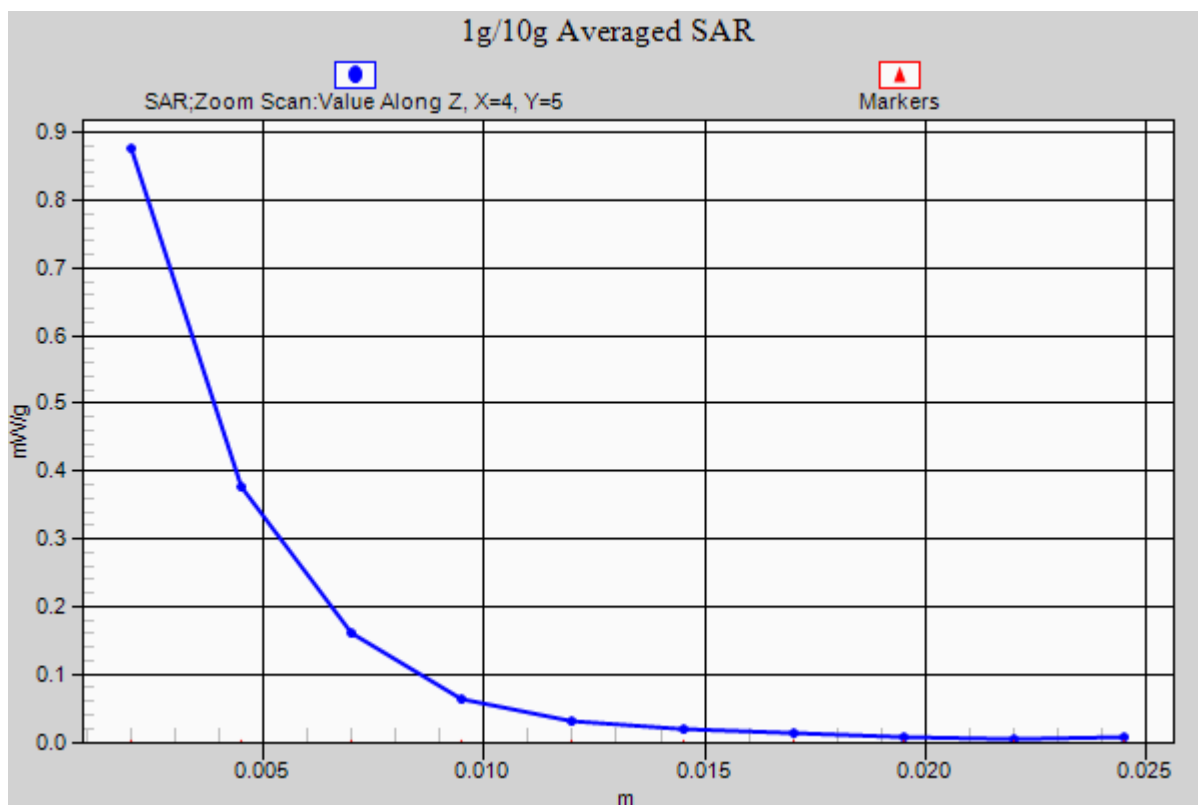
**Ch165/Zoom Scan (8x8x10)/Cube 0:** Measurement grid:  $dx=4\text{mm}$ ,  $dy=4\text{mm}$ ,  $dz=2.5\text{mm}$

Reference Value =  $0.381 \text{ V/m}$ ; Power Drift =  $0.04 \text{ dB}$

Peak SAR (extrapolated) =  $1.807 \text{ mW/g}$

**SAR(1 g) =  $0.425 \text{ mW/g}$ ; SAR(10 g) =  $0.134 \text{ mW/g}$**

Maximum value of SAR (measured) =  $0.876 \text{ mW/g}$



### #35\_WLAN5G\_802.11a\_Back\_1cm\_Ch165;Headset

#### DUT: 2O1541

Communication System: 802.11a; Frequency: 5825 MHz; Duty Cycle: 1:1

Medium: MSL\_5G\_121020 Medium parameters used:  $f = 5825$  MHz;  $\sigma = 6.211$  mho/m;  $\epsilon_r = 46.434$ ;  $\rho =$

$1000$  kg/m<sup>3</sup>

Ambient Temperature : 22.5 °C ; Liquid Temperature : 21.5 °C

#### DASY5 Configuration:

- Probe: EX3DV4 - SN3697; ConvF(4.06, 4.06, 4.06); Calibrated: 2012/9/28;
- Sensor-Surface: 2mm (Mechanical Surface Detection)
- Electronics: DAE4 Sn778; Calibrated: 2012/8/27
- Phantom: SAM RIGHT; Type: SAM; Serial: 1719
- Measurement SW: DASY52, Version 52.8 (1); SEMCAD X Version 14.6.5 (6469)

**Ch165/Area Scan (121x181x1):** Measurement grid: dx=10mm, dy=10mm

Maximum value of SAR (interpolated) = 0.459 mW/g

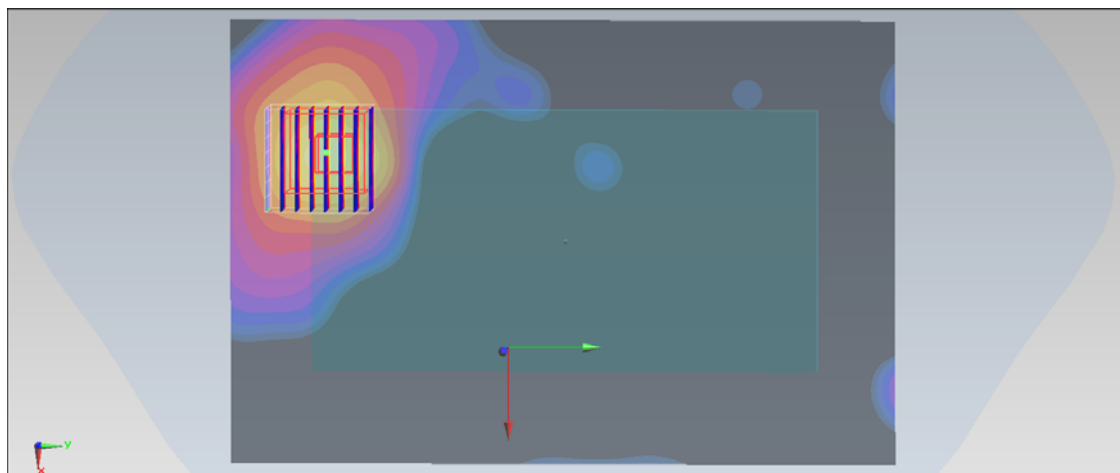
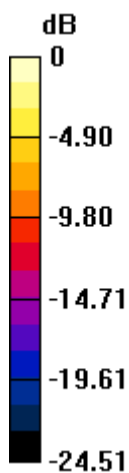
**Ch165/Zoom Scan (8x8x10)/Cube 0:** Measurement grid: dx=4mm, dy=4mm, dz=2.5mm

Reference Value = 1.089 V/m; Power Drift = 0.17 dB

Peak SAR (extrapolated) = 1.758 mW/g

**SAR(1 g) = 0.423 mW/g; SAR(10 g) = 0.137 mW/g**

Maximum value of SAR (measured) = 0.842 mW/g



0 dB = 0.842 mW/g = -1.49 dB mW/g