


APPENDIX D: SAR TEST SETUP PHOTOGRAPHS

FCC ID: A3LSWDSC03D	 PCTEST ENGINEERING LABORATORY, INC.	SAR COMPLIANCE REPORT		Reviewed by: Quality Manager
Test Dates: 10/10/11 - 10/12/11	EUT Type: Portable Handset			Page i of vi



SAR Test Setup Photo 1 – Right Touch



SAR Test Setup Photo 2 – Right Tilt

FCC ID: A3LSWDSC03D		SAR COMPLIANCE REPORT		Reviewed by: Quality Manager
Test Dates: 10/10/11 - 10/12/11	EUT Type: Portable Handset			Page ii of vi




SAR Test Setup Photo 3 – Left Touch




SAR Test Setup Photo 4 – Left Tilt

FCC ID: A3LSWDSC03D		SAR COMPLIANCE REPORT		Reviewed by: Quality Manager
Test Dates: 10/10/11 - 10/12/11	EUT Type: Portable Handset			Page iii of vi



SAR Test Setup Photo 5 – Back at 1.0 cm



SAR Test Setup Photo 6 – Front at 1.0 cm

FCC ID: A3LSWDSC03D		SAR COMPLIANCE REPORT		Reviewed by: Quality Manager
Test Dates: 10/10/11 - 10/12/11	EUT Type: Portable Handset			Page iv of vi



SAR Test Setup Photo 7 – Bottom at 1.0 cm




SAR Test Setup Photo 8 – Right at 1.0 cm

FCC ID: A3LSWDSC03D		SAR COMPLIANCE REPORT		Reviewed by: Quality Manager
Test Dates: 10/10/11 - 10/12/11	EUT Type: Portable Handset			Page v of vi



SAR Test Setup Photo 9 – Left at 1.0 cm



SAR Test Setup Photo 10 – Body-Worn at 1.0 cm

Note: Headset Cable is connected to the device during body-worn SAR assessment, as seen above.

FCC ID: A3LSWDSC03D		SAR COMPLIANCE REPORT		Reviewed by: Quality Manager
Test Dates: 10/10/11 - 10/12/11	EUT Type: Portable Handset	Page vi of vi		