



APPENDIX F: SAR TEST SETUP PHOTOGRAPHS



FCC ID A3LSWDSC02G		SAR EVALUATION REPORT		Reviewed by: Quality Manager
Test Dates: 07/31/14 - 08/11/14	DUT Type: Portable Handset			APPENDIX F: Page 1 of 7



SAR Test Setup Photo 1: Right Cheek



SAR Test Setup Photo 2: Right Tilt



FCC ID A3LSWDSC02G		SAR EVALUATION REPORT	 Reviewed by: Quality Manager
Test Dates: 07/31/14 - 08/11/14	DUT Type: Portable Handset	APPENDIX F: Page 2 of 7	




SAR Test Setup Photo 3: Left Cheek



SAR Test Setup Photo 4: Left Tilt



FCC ID A3LSWDSC02G		SAR EVALUATION REPORT		Reviewed by: Quality Manager
Test Dates: 07/31/14 - 08/11/14	DUT Type: Portable Handset			APPENDIX F: Page 3 of 7



SAR Test Setup Photo 5: Back Side at 1.0 cm



SAR Test Setup Photo 6: Front Side at 1.0 cm



FCC ID A3LSWDSC02G		SAR EVALUATION REPORT	 Reviewed by: Quality Manager
Test Dates: 07/31/14 - 08/11/14	DUT Type: Portable Handset	APPENDIX F: Page 4 of 7	



SAR Test Setup Photo 7: Top Edge at 1.0 cm



SAR Test Setup Photo 8: Bottom Edge at 1.0 cm



FCC ID A3LSWDSC02G		SAR EVALUATION REPORT		Reviewed by: Quality Manager
Test Dates: 07/31/14 - 08/11/14	DUT Type: Portable Handset			APPENDIX F: Page 5 of 7



SAR Test Setup Photo 9: Right Edge at 1.0 cm





SAR Test Setup Photo 10: Left Edge at 1.0 cm

FCC ID A3LSWDSC02G		SAR EVALUATION REPORT		Reviewed by: Quality Manager
Test Dates: 07/31/14 - 08/11/14	DUT Type: Portable Handset		APPENDIX F: Page 6 of 7	



SAR Test Setup Photo 11: Vertical and Horizontal Reference Lines

FCC ID A3LSWDSC02G		SAR EVALUATION REPORT		Reviewed by: Quality Manager
Test Dates: 07/31/14 - 08/11/14	DUT Type: Portable Handset			APPENDIX F: Page 7 of 7