




APPENDIX F: SAR TEST SETUP PHOTOGRAPHS



FCC ID A3LSWDSC02F		SAR EVALUATION REPORT		Reviewed by: Quality Manager
Test Dates: 08/19/13 - 08/21/13	DUT Type: Portable Handset			APPENDIX F: Page 1 of 7



SAR Test Setup Photo 1: Right Cheek



SAR Test Setup Photo 2: Right Tilt



FCC ID A3LSWDSC02F		SAR EVALUATION REPORT		Reviewed by: Quality Manager
Test Dates: 08/19/13 - 08/21/13	DUT Type: Portable Handset	APPENDIX F: Page 2 of 7		



SAR Test Setup Photo 3: Left Cheek



SAR Test Setup Photo 4: Left Tilt



FCC ID A3LSWDSC02F		SAR EVALUATION REPORT	 Reviewed by: Quality Manager
Test Dates: 08/19/13 - 08/21/13	DUT Type: Portable Handset	APPENDIX F: Page 3 of 7	



SAR Test Setup Photo 5: Back Side at 10 mm



SAR Test Setup Photo 6: Front Side at 10 mm



FCC ID A3LSWDSC02F		SAR EVALUATION REPORT		Reviewed by: Quality Manager
Test Dates: 08/19/13 - 08/21/13	DUT Type: Portable Handset	APPENDIX F: Page 4 of 7		



SAR Test Setup Photo 7: Top Edge at 10 mm



SAR Test Setup Photo 8: Bottom Edge at 10 mm



FCC ID A3LSWDSC02F	 <small>ENGINEERING LABORATORY, INC.</small>	SAR EVALUATION REPORT	 Reviewed by: Quality Manager
Test Dates: 08/19/13 - 08/21/13	DUT Type: Portable Handset	APPENDIX F: Page 5 of 7	



SAR Test Setup Photo 9: Right Edge at 10 mm





SAR Test Setup Photo 10: Left Edge at 10 mm

FCC ID A3LSWDSC02F		SAR EVALUATION REPORT	 Reviewed by: Quality Manager
Test Dates: 08/19/13 - 08/21/13	DUT Type: Portable Handset	APPENDIX F: Page 6 of 7	



SAR Test Setup Photo 11: Horizontal and Vertical Reference Lines

FCC ID A3LSWDSC02F		SAR EVALUATION REPORT		Reviewed by: Quality Manager
Test Dates: 08/19/13 - 08/21/13	DUT Type: Portable Handset			APPENDIX F: Page 7 of 7