APPENDIX 3: Photographs of test setup

Radiated Spurious Emission



Photo 1



Photo 2

Worst Case Position (Horizontal: X-axis/ Vertical:Z-axis)

X-axis

Y-axis

Z-axis