




APPENDIX F: SAR TEST SETUP PHOTOGRAPHS


FCC ID A3LSWDSC01G		SAR EVALUATION REPORT		Reviewed by: Quality Manager
Test Dates: 09/10/14 - 09/11/14	DUT Type: Portable Handset			APPENDIX F: Page 1 of 6



SAR Test Setup Photo 1 – Right Cheek




SAR Test Setup Photo 2 – Right Tilt



FCC ID A3LSWDSC01G		SAR EVALUATION REPORT	Reviewed by: Quality Manager
Test Dates: 09/10/14 - 09/11/14	DUT Type: Portable Handset	APPENDIX F: Page 2 of 6	




SAR Test Setup Photo 3 – Left Cheek



SAR Test Setup Photo 4 – Left Tilt



FCC ID A3LSWDSC01G		SAR EVALUATION REPORT		Reviewed by: Quality Manager
Test Dates: 09/10/14 - 09/11/14	DUT Type: Portable Handset	APPENDIX F: Page 3 of 6		



SAR Test Setup Photo 5 – Back Side at 1.0 cm




SAR Test Setup Photo 6 – Front Side at 1.0 cm


FCC ID A3LSWDSC01G		SAR EVALUATION REPORT		Reviewed by: Quality Manager
Test Dates: 09/10/14 - 09/11/14	DUT Type: Portable Handset	APPENDIX F: Page 4 of 6		



SAR Test Setup Photo 7 – Bottom Edge at 1.0 cm




SAR Test Setup Photo 8 – Right Edge at 1.0 cm



FCC ID A3LSWDSC01G		SAR EVALUATION REPORT	Reviewed by: Quality Manager
Test Dates: 09/10/14 - 09/11/14	DUT Type: Portable Handset	APPENDIX F: Page 5 of 6	



SAR Test Setup Photo 9 – Left Edge at 1.0 cm



SAR Test Setup Photo 10 – Horizontal and Vertical Reference Lines

FCC ID A3LSWDSC01G		SAR EVALUATION REPORT		Reviewed by: Quality Manager
Test Dates: 09/10/14 - 09/11/14	DUT Type: Portable Handset	APPENDIX F: Page 6 of 6		