




## 17. TEST PHOTOGRAPHS

See following Attached Pages for setup photographs.



<b>FCC ID:</b> A3LSPHZ400	 <b>PCTEST</b>	<b>HAC (RF EMISSIONS) TEST REPORT</b>		<b>Reviewed by:</b> Quality Manager
<b>HAC Filename:</b> 0710091171.A3L	<b>Test Dates:</b> October 8 - 12, 2007	<b>EUT Type:</b> Cellular/PCS CDMA Phone with Bluetooth and EvDO		Page 68 of 70

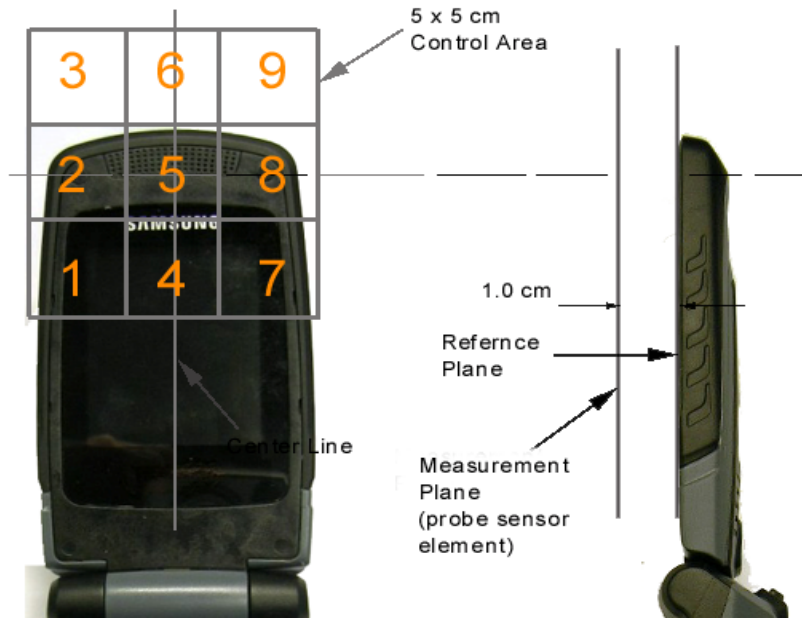


**Figure 17-1**  
**Ear Reference Point HAC Phantom Alignment**



**Figure 17-2**  
**HAC Phantom Plane Alignment**

FCC ID: A3LSPHZ400		HAC (RF EMISSIONS) TEST REPORT		Reviewed by: Quality Manager
HAC Filename: 0710091171.A3L	Test Dates: October 8 - 12, 2007	EUT Type: Cellular/PCS CDMA Phone with Bluetooth and EvDO	Page 69 of 70	



**Figure 17-3**  
5x5 Scan grid above WD



**Figure 17-4**  
E-Field WD Scan overlay



**Figure 17-5**  
H-Field WD Scan overlay

FCC ID: A3LSPHZ400	PCTEST	HAC (RF EMISSIONS) TEST REPORT	SAMSUNG	Reviewed by: Quality Manager
HAC Filename: 0710091171.A3L	Test Dates: October 8 - 12, 2007	EUT Type: Cellular/PCS CDMA Phone with Bluetooth and EvDO		Page 70 of 70