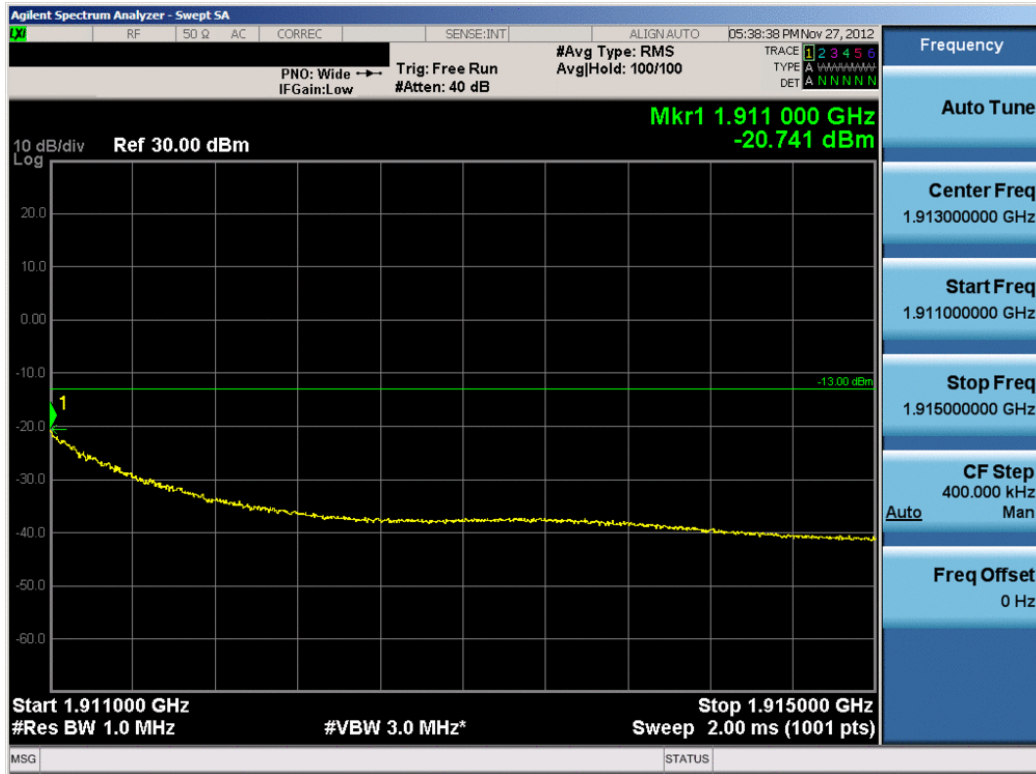


Plot 7-43. Conducted Spurious Plot (PCS CDMA Mode – Ch. 1175)

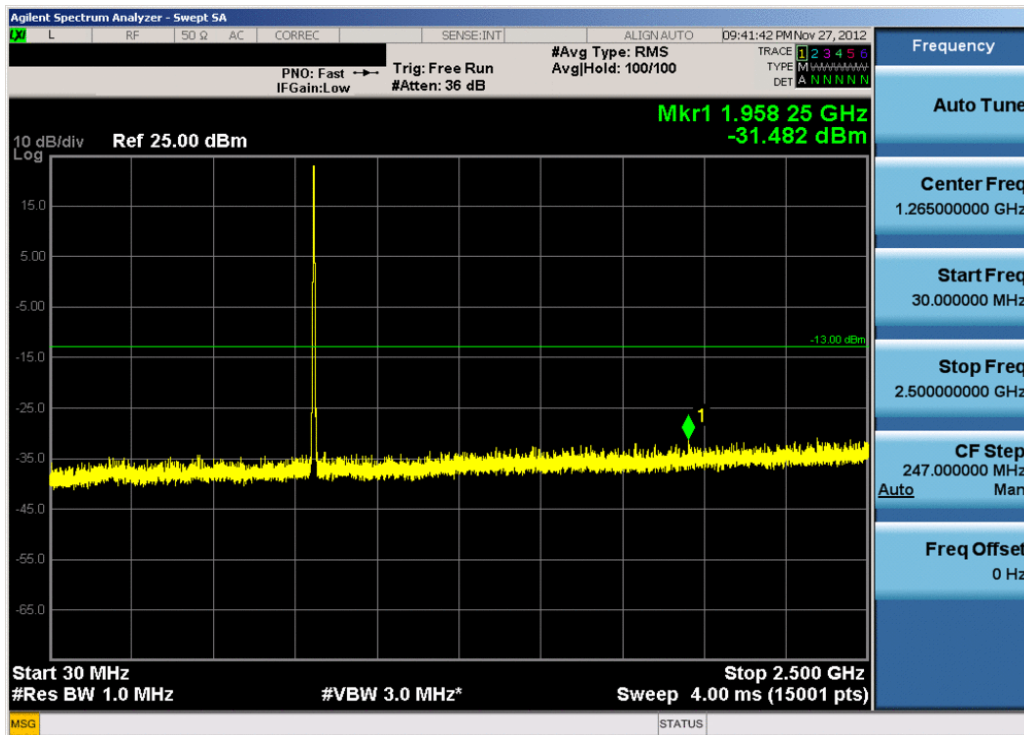


Plot 7-44. Band Edge Plot (PCS CDMA Mode – Ch. 1175)

FCC ID: A3LSPHP600	PCTEST ENGINEERING LABORATORY, INC.	FCC Pt. 22/24 GSM/EDGE/WCDMA/CDMA/EvDo MEASUREMENT REPORT (CERTIFICATION)		Reviewed by: Quality Manager
Test Report S/N: 0Y1211151646.A3L	Test Dates: 11/26/2012 - 11/28/2012	EUT Type: Portable Tablet		Page 66 of 79

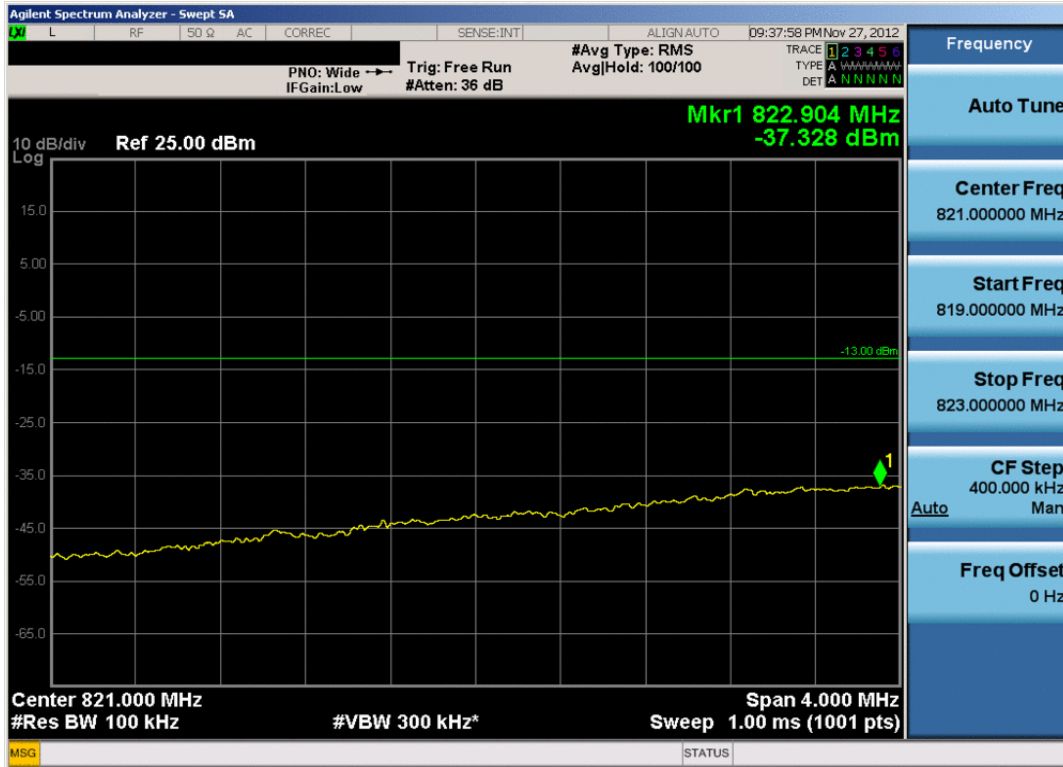


Plot 7-45. 4MHz Span Plot (PCS CDMA Mode – Ch. 1175)

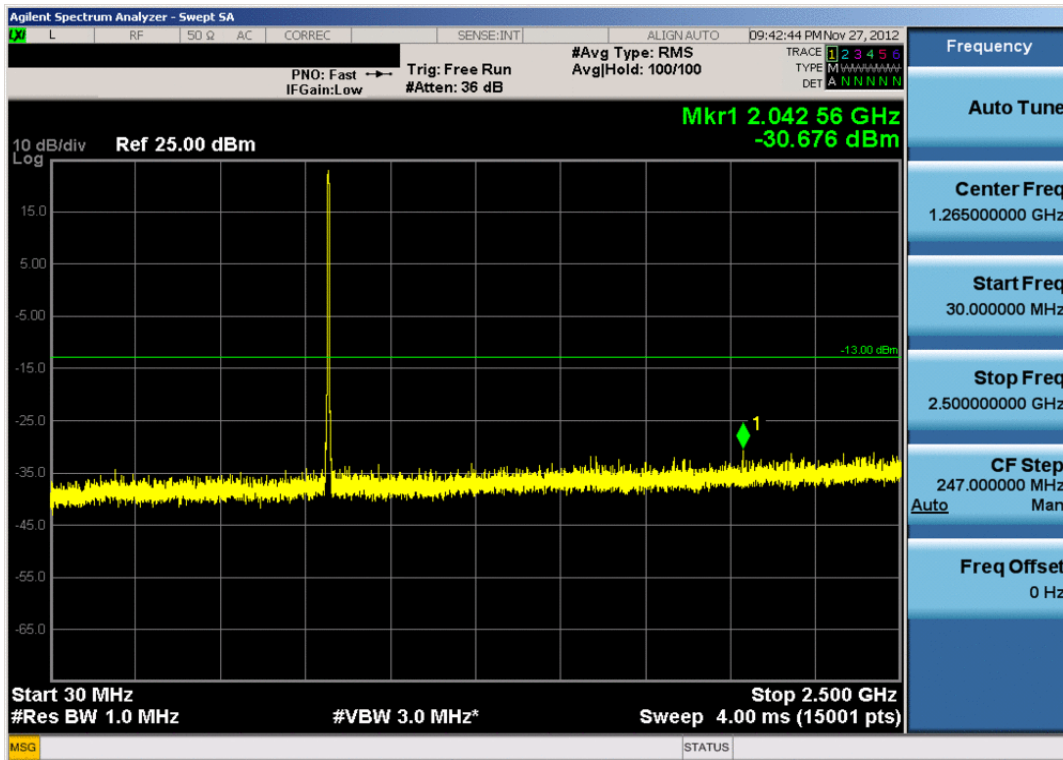


Plot 7-46. Conducted Spurious Plot (Cellular WCDMA Mode – Ch. 4132)

FCC ID: A3LSPHP600		FCC Pt. 22/24 GSM/EDGE/WCDMA/CDMA/EvDo MEASUREMENT REPORT (CERTIFICATION)		Reviewed by: Quality Manager
Test Report S/N: 0Y1211151646.A3L	Test Dates: 11/26/2012 - 11/28/2012	EUT Type: Portable Tablet		Page 67 of 79

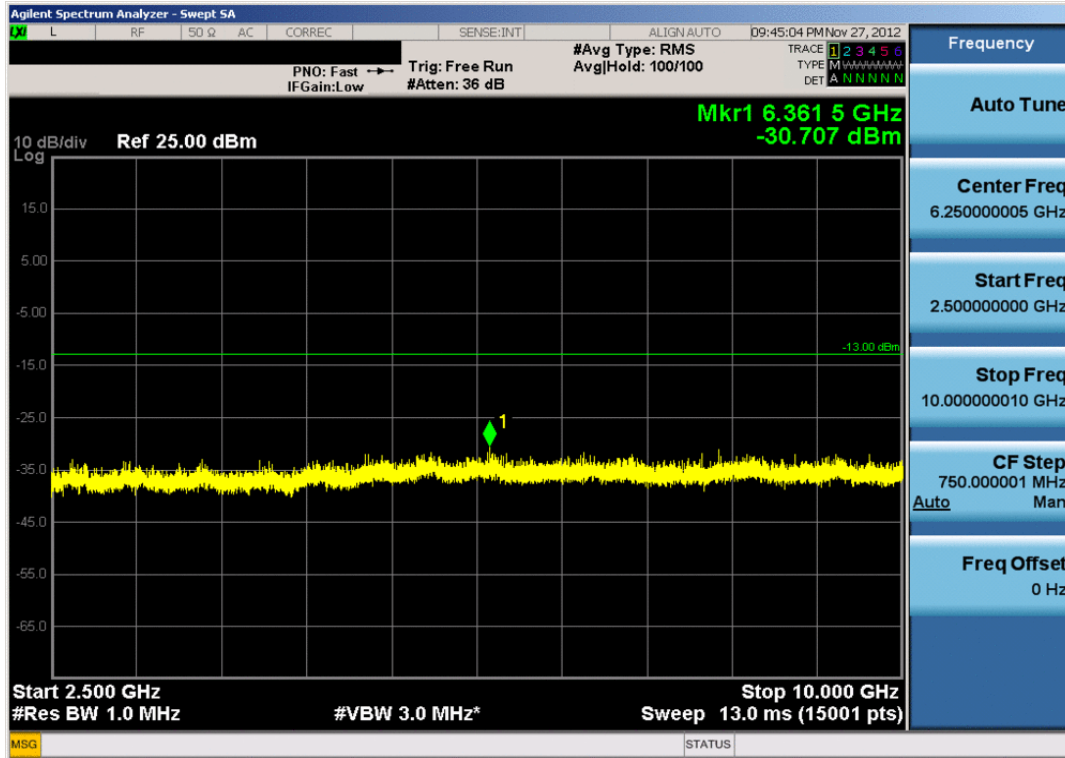


Plot 7-49. 4MHz Span Plot (Cellular WCDMA Mode – Ch. 4132)

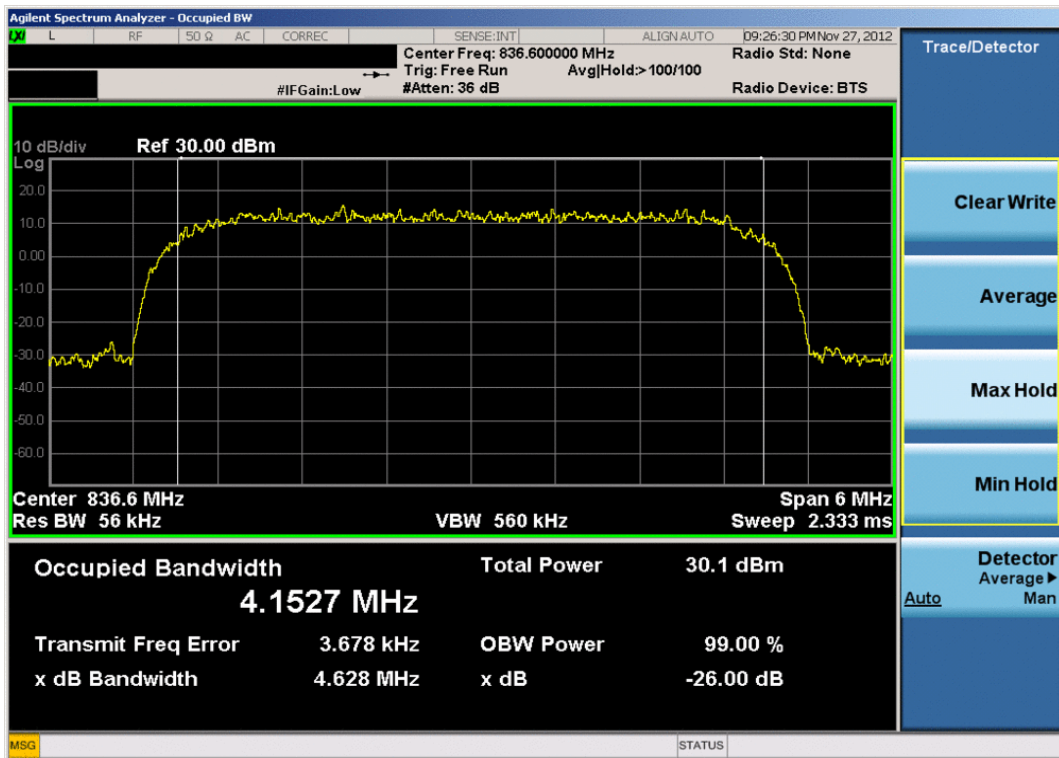


Plot 7-50. Conducted Spurious Plot (Cellular WCDMA Mode – Ch. 4183)

FCC ID: A3LSPHP600	PCTEST ENGINEERING LABORATORY, INC.	FCC Pt. 22/24 GSM/EDGE/WCDMA/CDMA/EvDO MEASUREMENT REPORT (CERTIFICATION)		Reviewed by: Quality Manager
Test Report S/N: 0Y1211151646.A3L	Test Dates: 11/26/2012 - 11/28/2012	EUT Type: Portable Tablet		Page 69 of 79

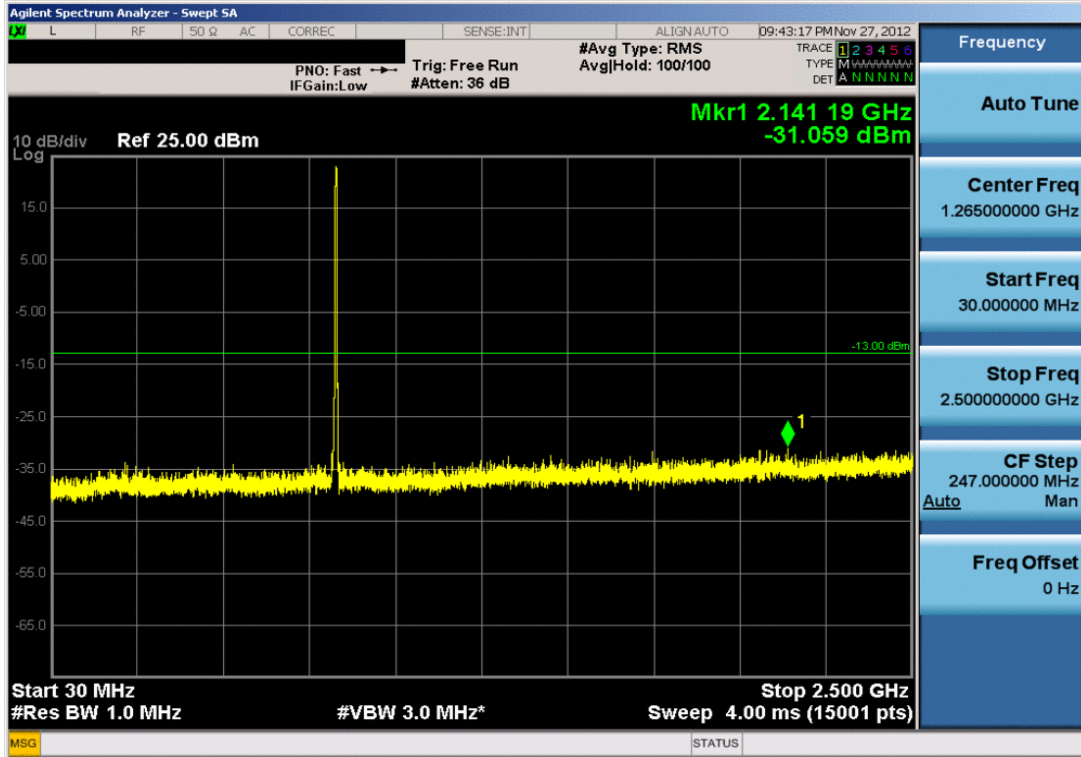


Plot 7-51. Conducted Spurious Plot (Cellular WCDMA Mode – Ch. 4183)

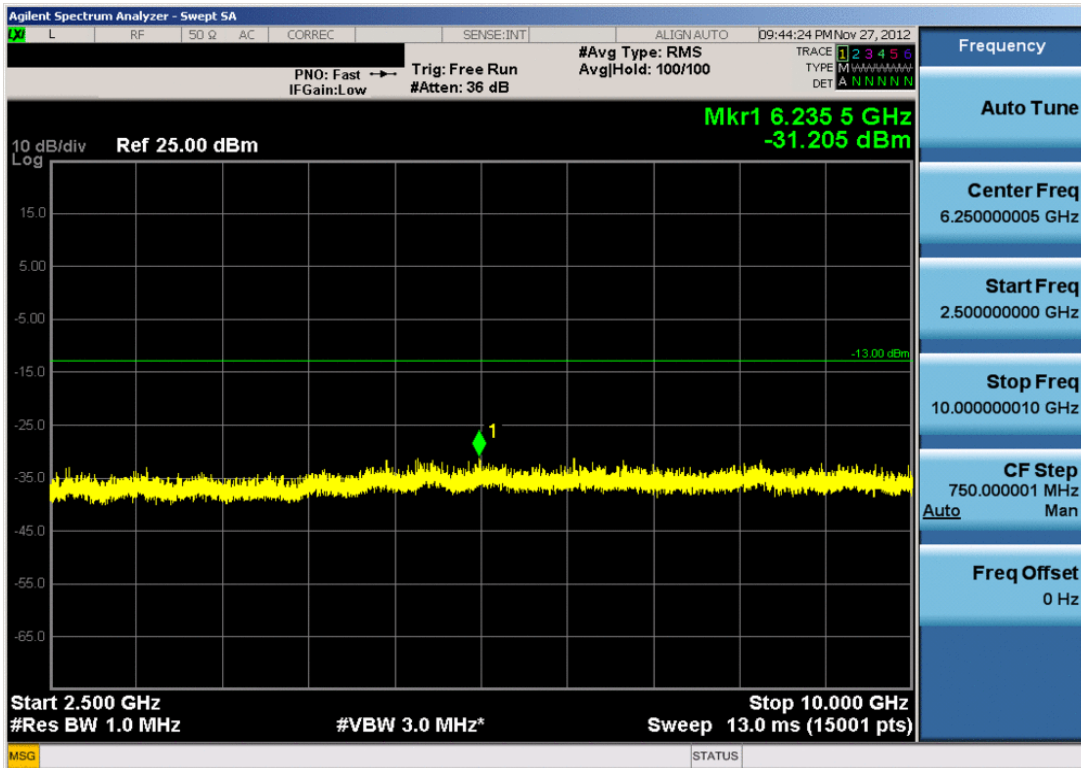


Plot 7-52. Occupied Bandwidth Plot (Cellular WCDMA Mode – Ch. 4183)

FCC ID: A3LSPHP600	PCTEST ENGINEERING LABORATORY, INC.	FCC Pt. 22/24 GSM/EDGE/WCDMA/CDMA/EvDO MEASUREMENT REPORT (CERTIFICATION)		Reviewed by: Quality Manager
Test Report S/N: 0Y1211151646.A3L	Test Dates: 11/26/2012 - 11/28/2012	EUT Type: Portable Tablet		Page 70 of 79

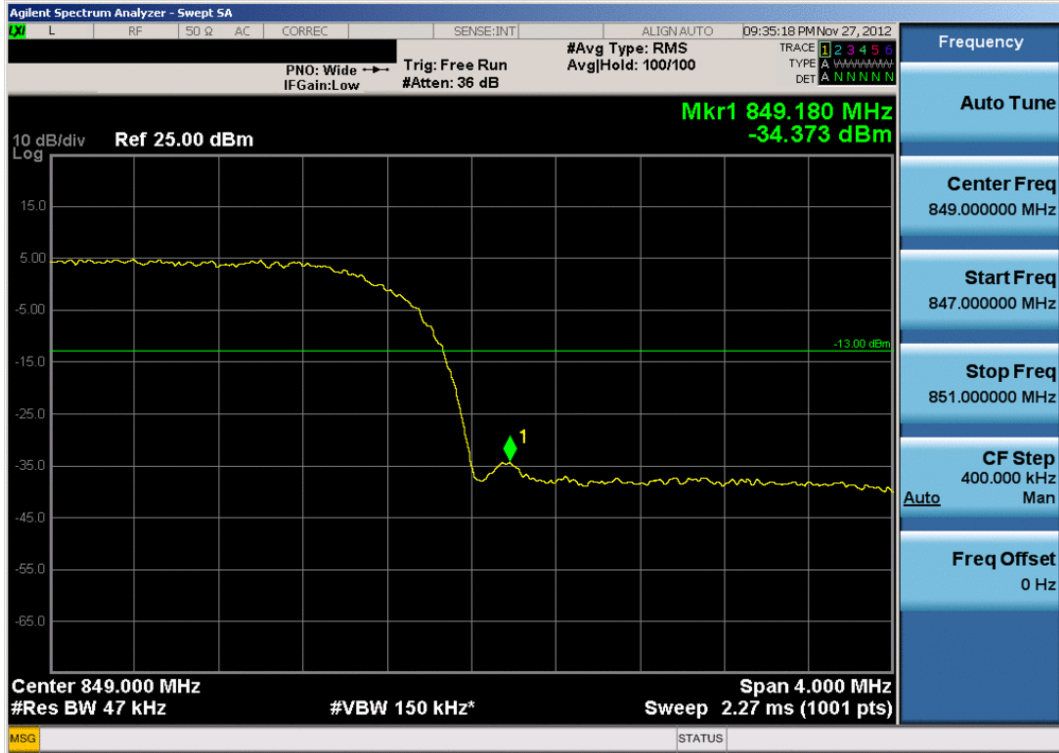


Plot 7-53. Conducted Spurious Plot (Cellular WCDMA Mode – Ch. 4233)

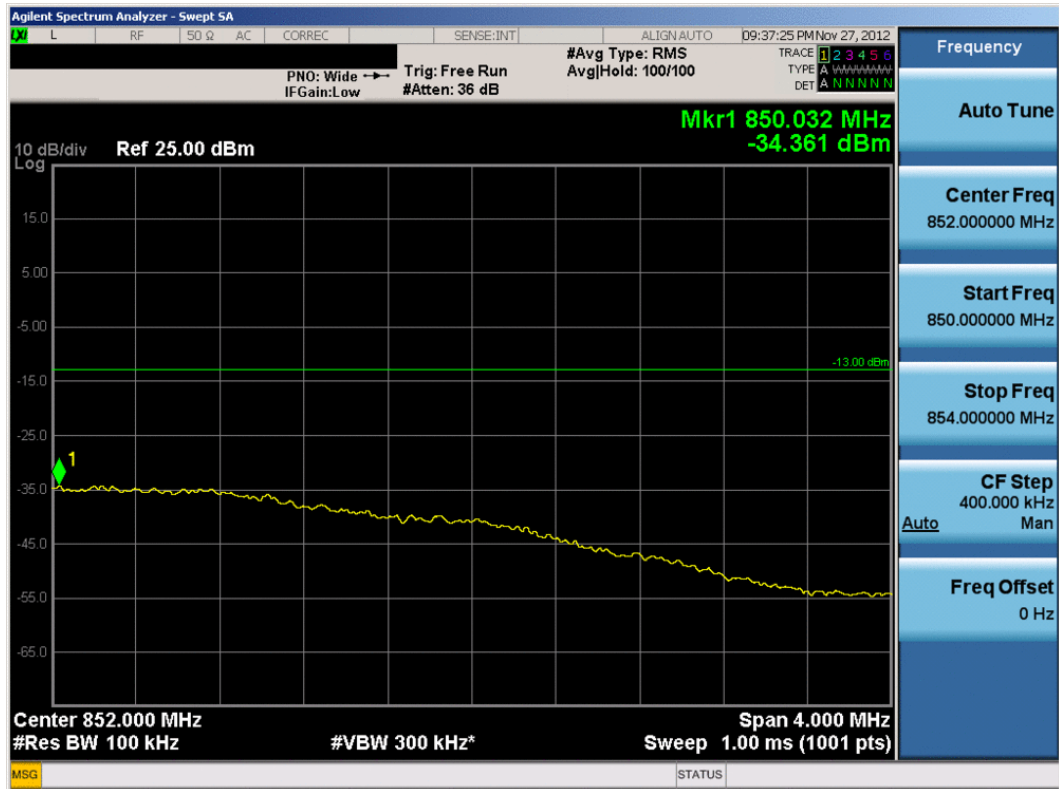


Plot 7-54. Conducted Spurious Plot (Cellular WCDMA Mode – Ch. 4233)

FCC ID: A3LSPHP600	PCTEST ENGINEERING LABORATORY, INC.	FCC Pt. 22/24 GSM/EDGE/WCDMA/CDMA/EvDo MEASUREMENT REPORT (CERTIFICATION)	SAMSUNG	Reviewed by: Quality Manager
Test Report S/N: 0Y1211151646.A3L	Test Dates: 11/26/2012 - 11/28/2012	EUT Type: Portable Tablet		Page 71 of 79

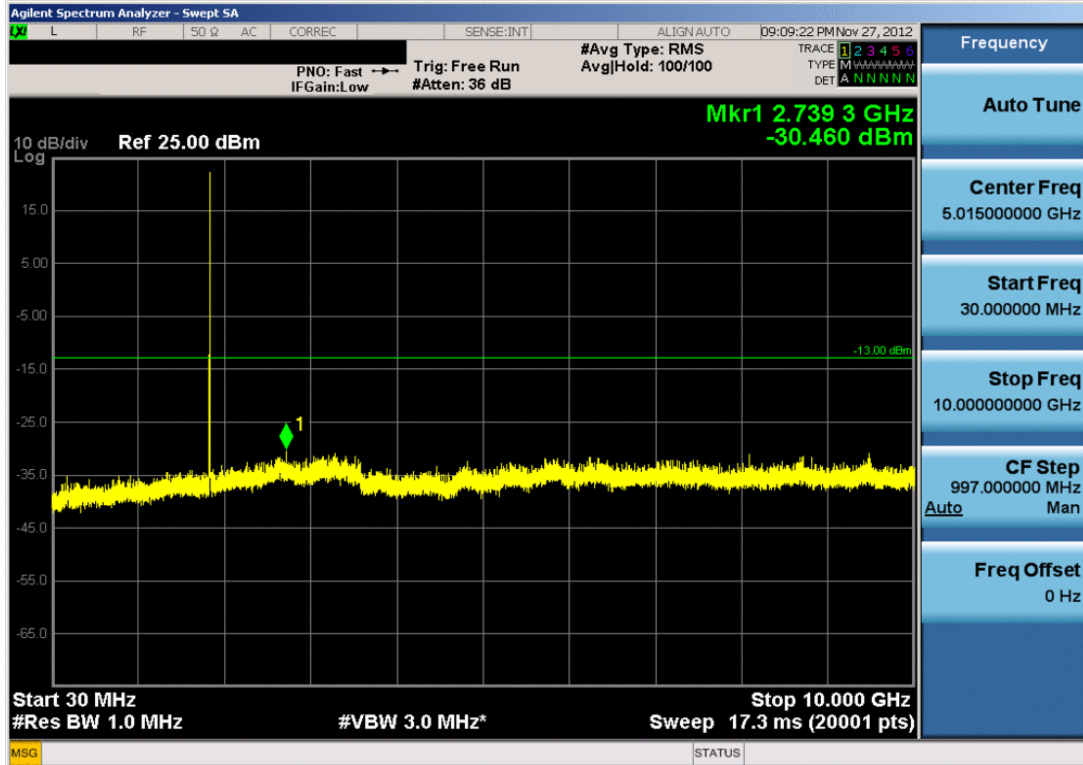


Plot 7-55. Band Edge Plot (Cellular WCDMA Mode – Ch. 4233)

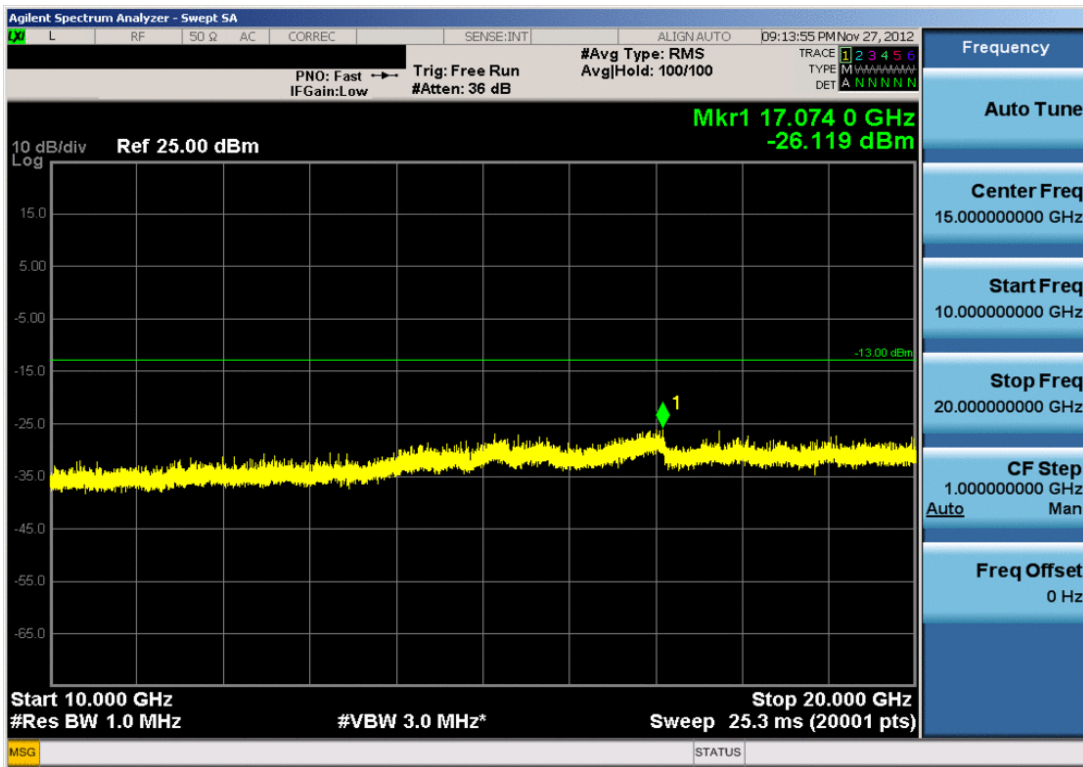


Plot 7-56. 4MHz Span Plot (Cellular WCDMA Mode – Ch. 4233)

FCC ID: A3LSPHP600	PCTEST ENGINEERING LABORATORY, INC.	FCC Pt. 22/24 GSM/EDGE/WCDMA/CDMA/EvDO MEASUREMENT REPORT (CERTIFICATION)		Reviewed by: Quality Manager
Test Report S/N: 0Y1211151646.A3L	Test Dates: 11/26/2012 - 11/28/2012	EUT Type: Portable Tablet		Page 72 of 79

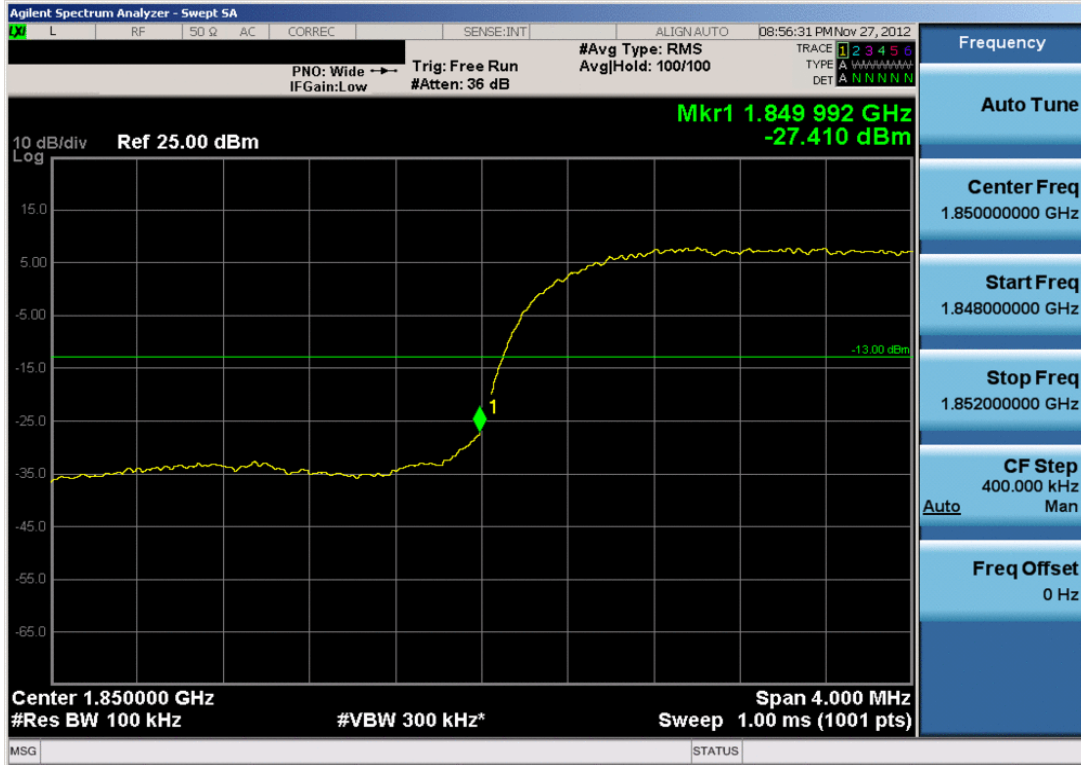


Plot 7-57. Conducted Spurious Plot (PCS WCDMA Mode – Ch. 9262)

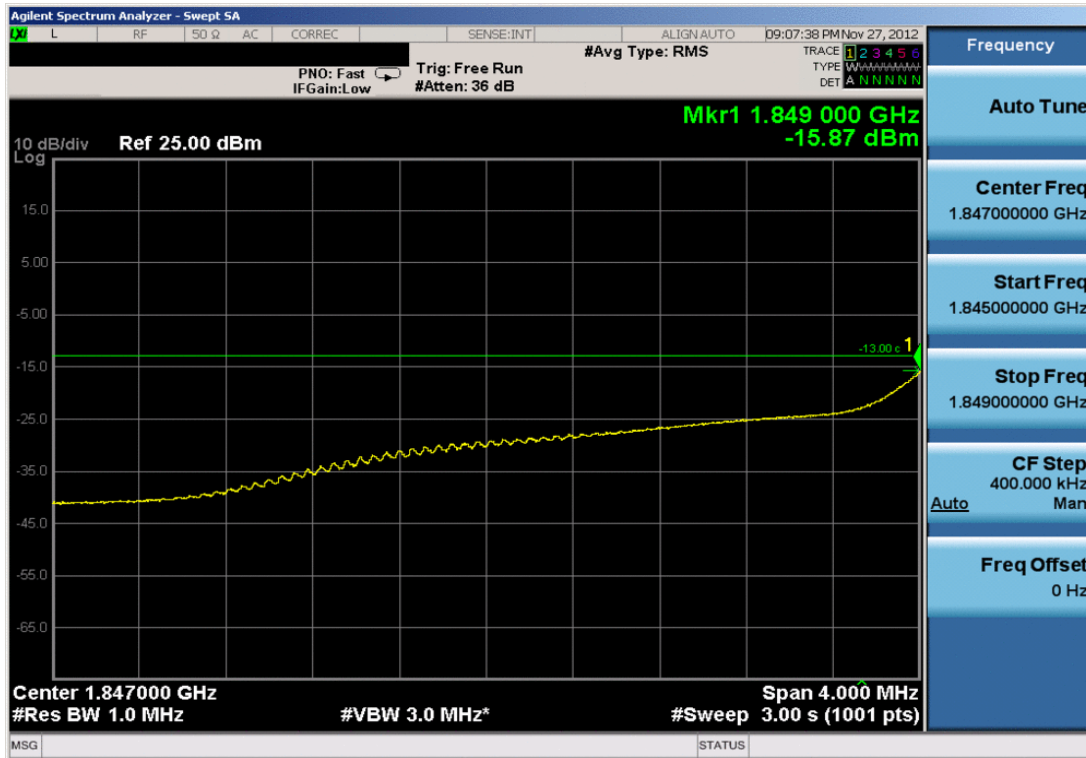


Plot 7-58. Conducted Spurious Plot (PCS WCDMA Mode – Ch. 9262)

FCC ID: A3LSPHP600	PCTEST ENGINEERING LABORATORY, INC.	FCC Pt. 22/24 GSM/EDGE/WCDMA/CDMA/EvDO MEASUREMENT REPORT (CERTIFICATION)	SAMSUNG	Reviewed by: Quality Manager
Test Report S/N: 0Y1211151646.A3L	Test Dates: 11/26/2012 - 11/28/2012	EUT Type: Portable Tablet		Page 73 of 79

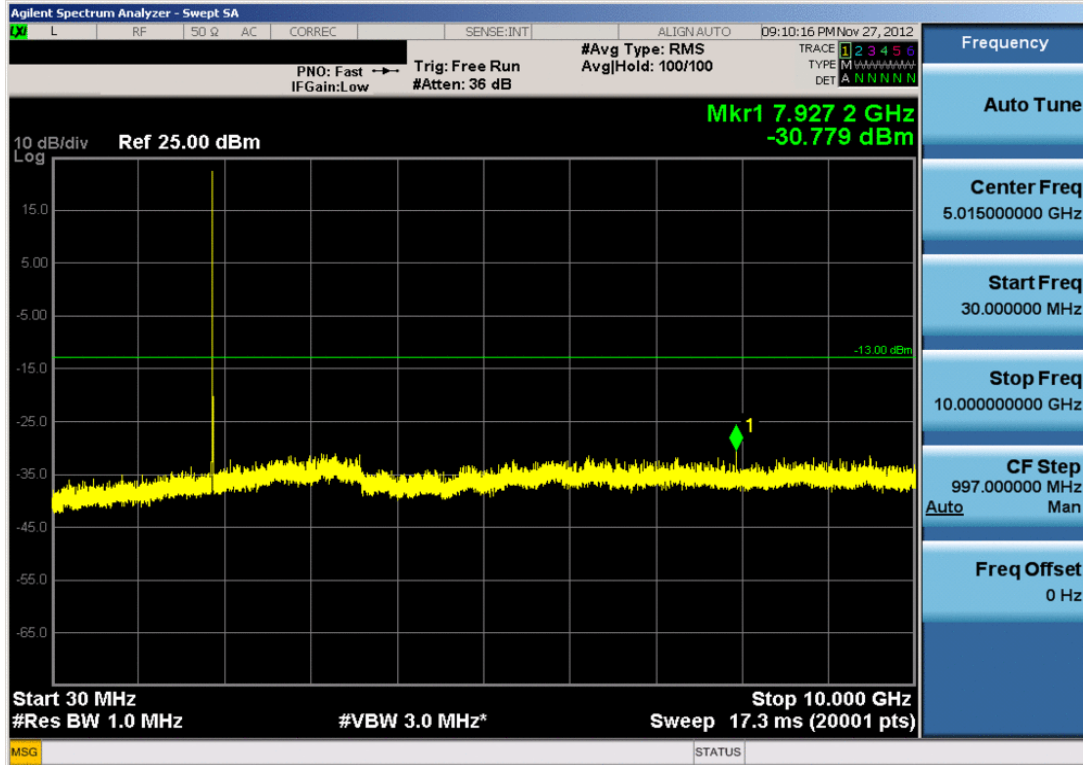


Plot 7-59. Band Edge Plot (PCS WCDMA Mode – Ch. 9262)

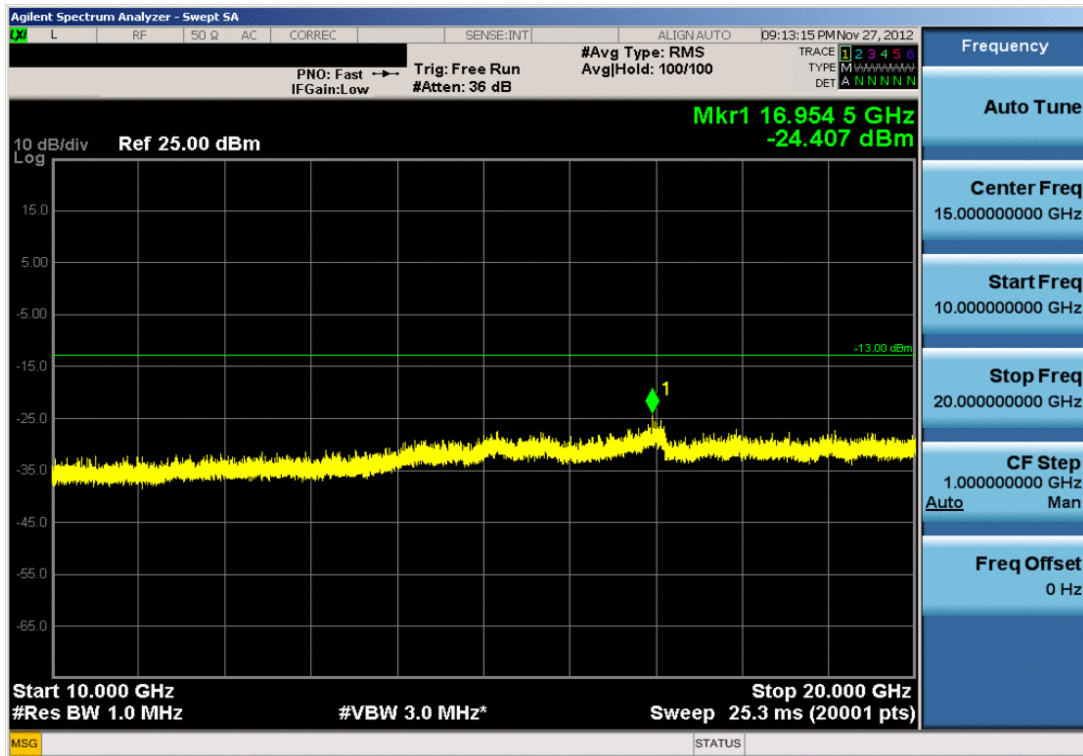


Plot 7-60. 4MHz Span Plot (PCS WCDMA Mode – Ch. 9262)

FCC ID: A3LSPHP600	PCTEST ENGINEERING LABORATORY, INC.	FCC Pt. 22/24 GSM/EDGE/WCDMA/CDMA/EvDo MEASUREMENT REPORT (CERTIFICATION)		Reviewed by: Quality Manager
Test Report S/N: 0Y1211151646.A3L	Test Dates: 11/26/2012 - 11/28/2012	EUT Type: Portable Tablet		Page 74 of 79

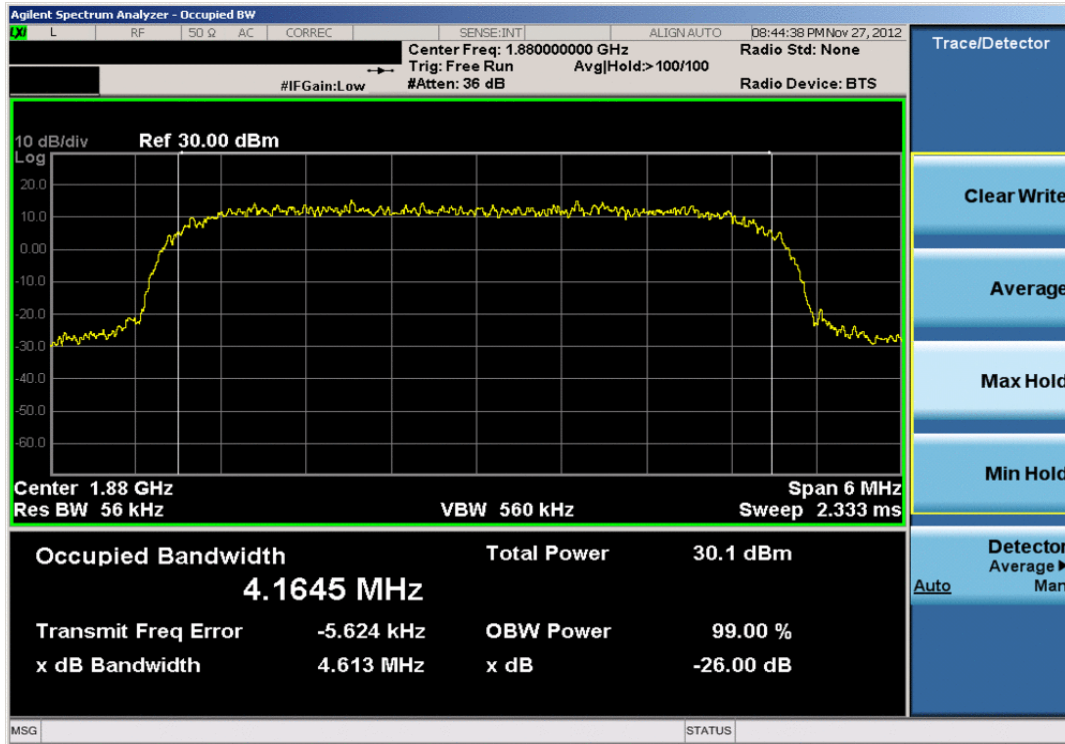


Plot 7-61. Conducted Spurious Plot (PCS WCDMA Mode – Ch. 9400)

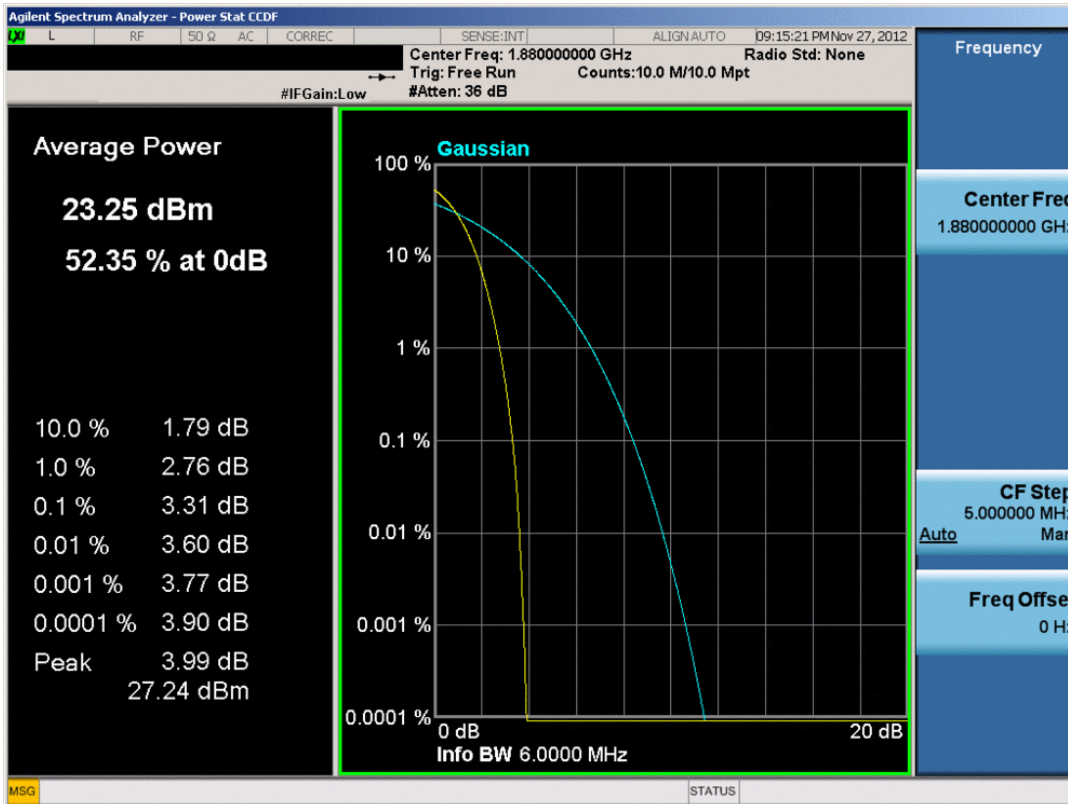


Plot 7-62. Conducted Spurious Plot (PCS WCDMA Mode – Ch. 9400)

FCC ID: A3LSPHP600	PCTEST ENGINEERING LABORATORY, INC.	FCC Pt. 22/24 GSM/EDGE/WCDMA/CDMA/EvDo MEASUREMENT REPORT (CERTIFICATION)	SAMSUNG	Reviewed by: Quality Manager
Test Report S/N: 0Y1211151646.A3L	Test Dates: 11/26/2012 - 11/28/2012	EUT Type: Portable Tablet		Page 75 of 79

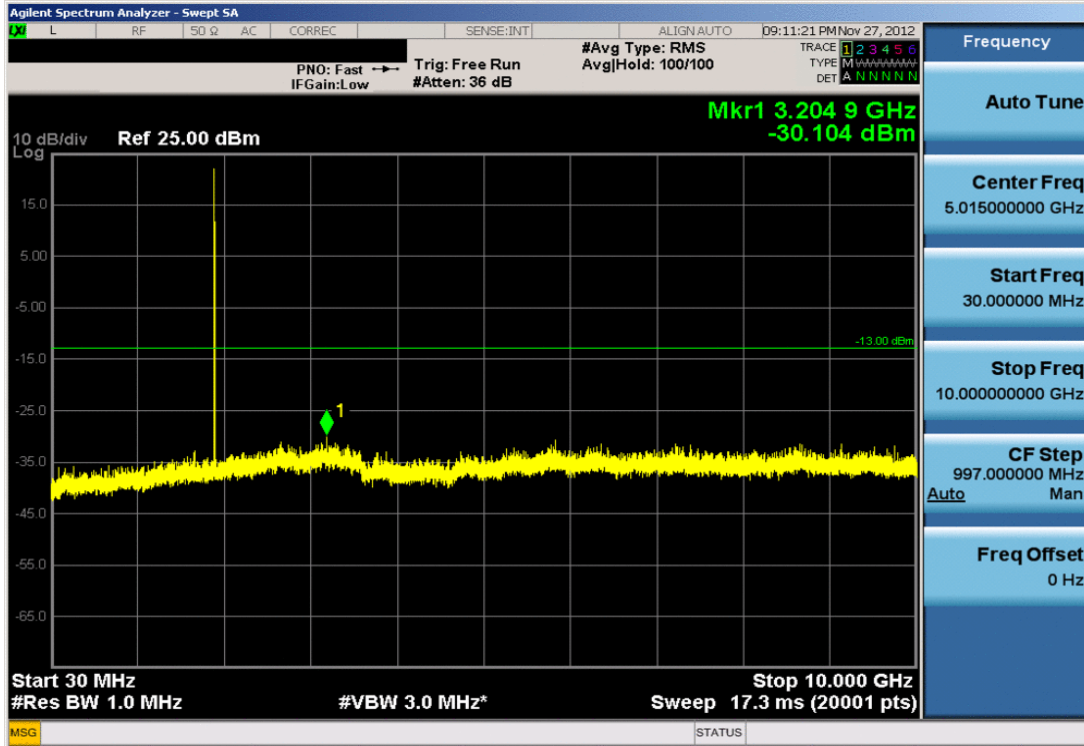


Plot 7-63. Occupied Bandwidth Plot (PCS WCDMA Mode – Ch. 9400)

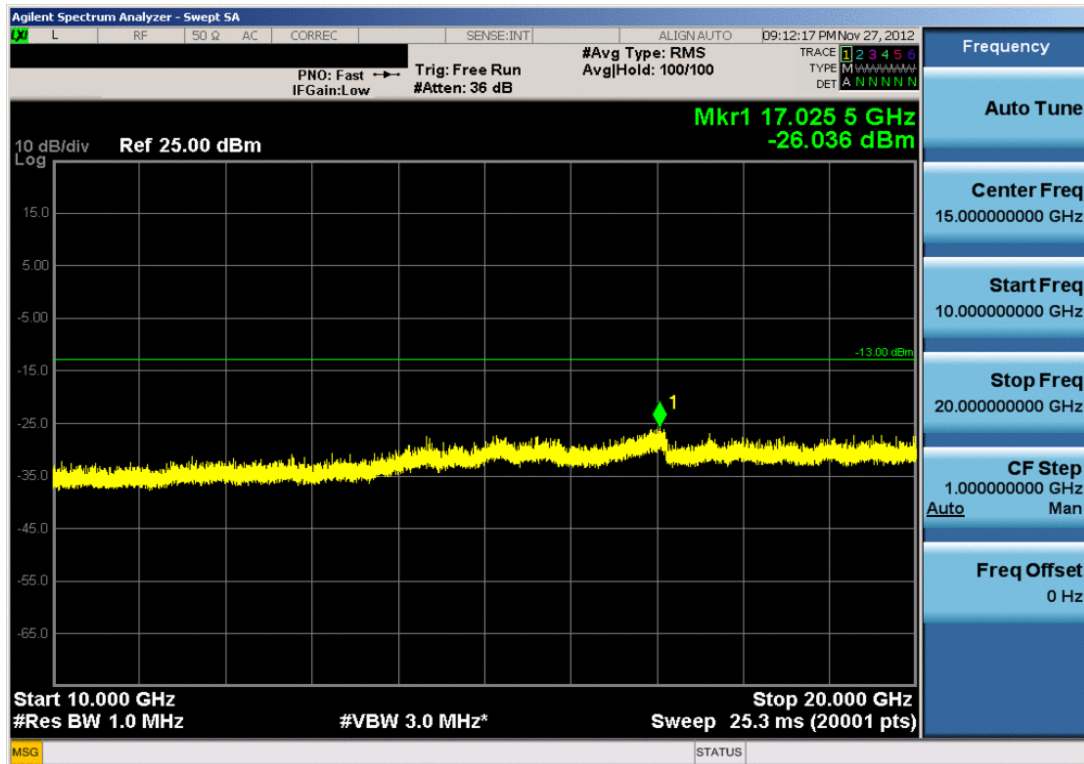


Plot 7-64. Peak-Average Ratio Plot (PCS WCDMA Mode – Ch. 9400)

FCC ID: A3LSPHP600	PCTEST ENGINEERING LABORATORY, INC.	FCC Pt. 22/24 GSM/EDGE/WCDMA/CDMA/EvDO MEASUREMENT REPORT (CERTIFICATION)	SAMSUNG	Reviewed by: Quality Manager
Test Report S/N: 0Y1211151646.A3L	Test Dates: 11/26/2012 - 11/28/2012	EUT Type: Portable Tablet		Page 76 of 79

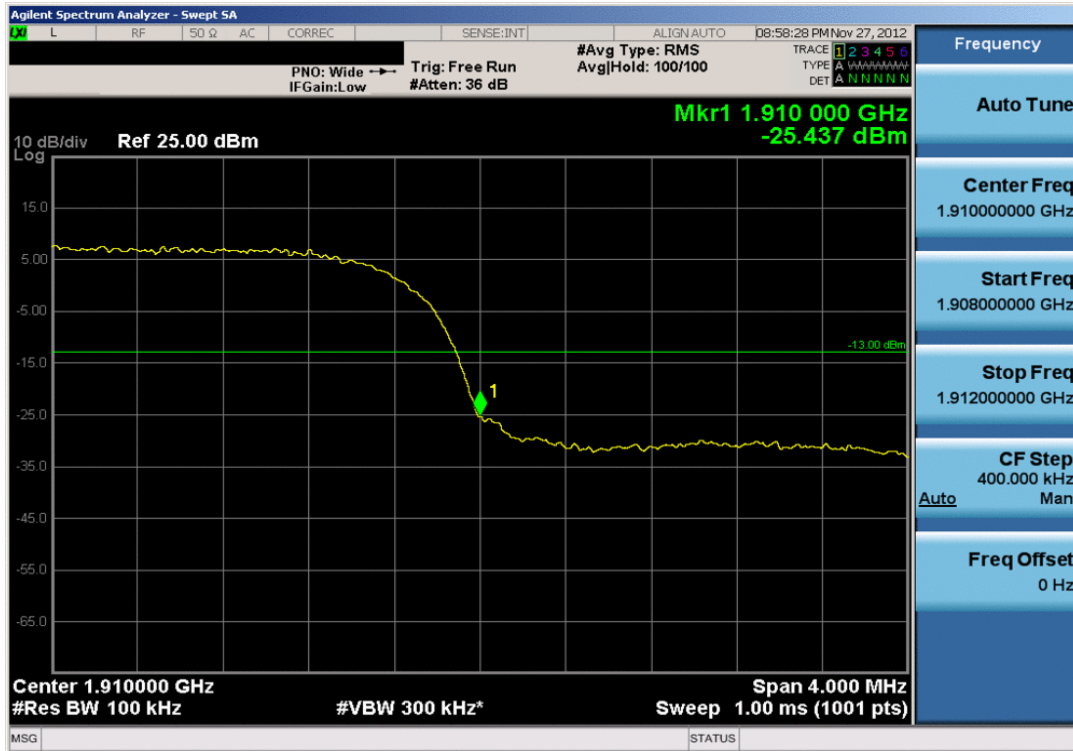


Plot 7-65. Conducted Spurious Plot (PCS WCDMA Mode – Ch. 9538)

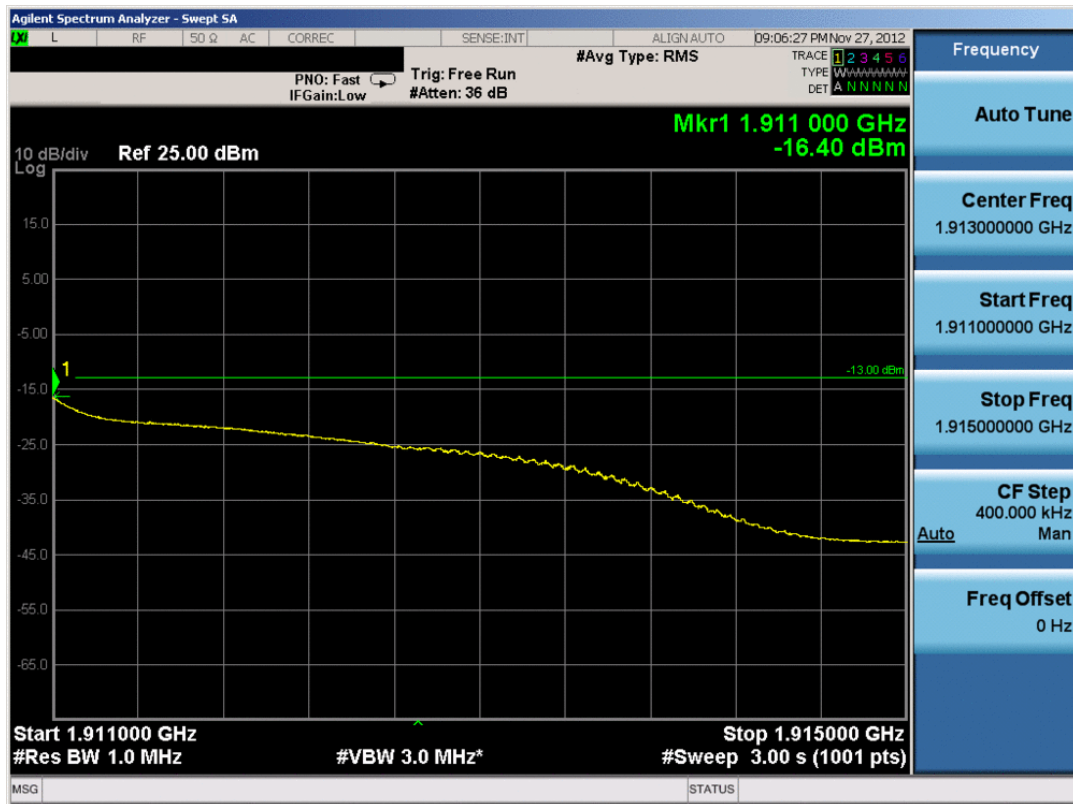


Plot 7-66. Conducted Spurious Plot (PCS WCDMA Mode – Ch. 9538)

FCC ID: A3LSPHP600	PCTEST ENGINEERING LABORATORY, INC.	FCC Pt. 22/24 GSM/EDGE/WCDMA/CDMA/EvDO MEASUREMENT REPORT (CERTIFICATION)	SAMSUNG	Reviewed by: Quality Manager
Test Report S/N: 0Y1211151646.A3L	Test Dates: 11/26/2012 - 11/28/2012	EUT Type: Portable Tablet		Page 77 of 79



Plot 7-67. Band Edge Plot (PCS WCDMA Mode – Ch. 9538)





Plot 7-68. 4MHz Span Plot (PCS WCDMA Mode – Ch. 9538)

FCC ID: A3LSPHP600	PCTEST ENGINEERING LABORATORY, INC.	FCC Pt. 22/24 GSM/EDGE/WCDMA/CDMA/EvDO MEASUREMENT REPORT (CERTIFICATION)	SAMSUNG	Reviewed by: Quality Manager
Test Report S/N: 0Y1211151646.A3L	Test Dates: 11/26/2012 - 11/28/2012	EUT Type: Portable Tablet		Page 78 of 79

8.0 CONCLUSION

The data collected relate only to the item(s) tested and show that the **Samsung Portable Tablet FCC ID: A3LSPHP600** complies with all the requirements of Parts 2, 22, and 24 of the FCC rules and RSS-132 and RSS-133 of the Industry Canada rules.

FCC ID: A3LSPHP600		FCC Pt. 22/24 GSM/EDGE/WCDMA/CDMA/EvDO MEASUREMENT REPORT (CERTIFICATION)	 Reviewed by: Quality Manager
Test Report S/N: 0Y1211151646.A3L	Test Dates: 11/26/2012 - 11/28/2012	EUT Type: Portable Tablet	Page 79 of 79