



## 17. TEST PHOTOGRAPHS

See following Attached Pages for setup photographs.



<b>FCC ID:</b> A3LSPHM930		<b>HAC (RF EMISSIONS) TEST REPORT</b>		<b>Reviewed by:</b> Quality Manager
<b>HAC Filename:</b> 0Y1107131188.A3L	<b>Test Dates:</b> 7/8/2011 - 7/15/2011	<b>EUT Type:</b> Cellular/PCS CDMA/EVDO Phone with BT & WLAN		Page 74 of 76

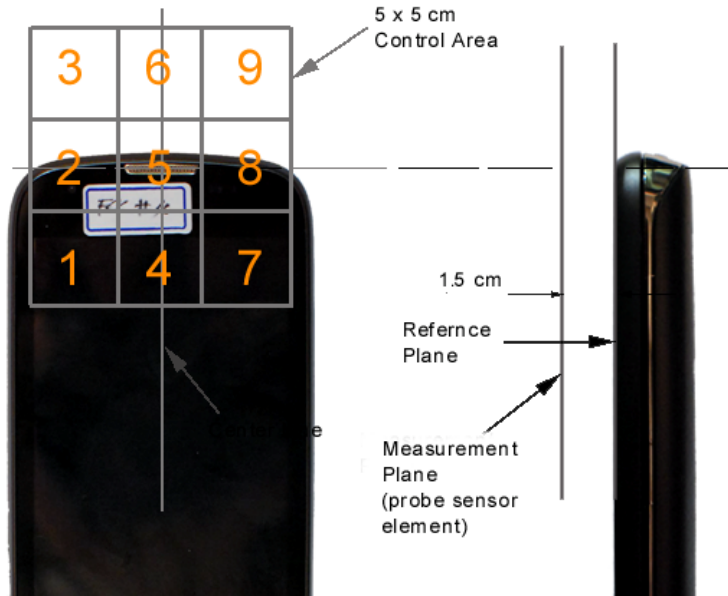


**Figure 17-1  
Ear Reference Point HAC Phantom Alignment**



**Figure 17-2  
HAC Phantom Plane Alignment**

FCC ID: A3LSPHM930		HAC (RF EMISSIONS) TEST REPORT	 Reviewed by: Quality Manager
HAC Filename: 0Y1107131188.A3L	Test Dates: 7/8/2011 - 7/15/2011	EUT Type: Cellular/PCS CDMA/EVDO Phone with BT & WLAN	Page 75 of 76



**Figure 17-3**  
5x5 Scan grid above WD



**Figure 17-4**  
E-Field WD Scan overlay



**Figure 17-5**  
H-Field WD Scan overlay

FCC ID: A3LSPHM930	PCTEST ENGINEERING LABORATORY, INC.	HAC (RF EMISSIONS) TEST REPORT	SAMSUNG	Reviewed by: Quality Manager
HAC Filename: 0Y1107131188.A3L	Test Dates: 7/8/2011 - 7/15/2011	EUT Type: Cellular/PCS CDMA/EVDO Phone with BT & WLAN		Page 76 of 76