



19 SAR TEST SETUP PHOTOGRAPHS



FCC ID: A3LSPHM920		SAR COMPLIANCE REPORT		Reviewed by: Quality Manager
Filename: 0Y1008061304.A3L	Test Dates: 08/09/10 - 08/11/10	EUT Type: Cellular/PCS CDMA/EvDO Phone with Bluetooth and WLAN	Page 34 of 37	



**Figure 19-1
SAR Test Setup Photo 1**



**Figure 19-2
SAR Test Setup Photo 2**

FCC ID: A3LSPHM920		SAR COMPLIANCE REPORT	 Reviewed by: Quality Manager
Filename: OY1008061304.A3L	Test Dates: 08/09/10 - 08/11/10	EUT Type: Cellular/PCS CDMA/EvDO Phone with Bluetooth and WLAN	Page 35 of 37



**Figure 19-3
SAR Test Setup Photo 3**



**Figure 19-4
SAR Test Setup Photo 4**





FCC ID: A3LSPHM920		SAR COMPLIANCE REPORT		Reviewed by: Quality Manager
Filename: OY1008061304.A3L	Test Dates: 08/09/10 - 08/11/10	EUT Type: Cellular/PCS CDMA/EvDO Phone with Bluetooth and WLAN		Page 36 of 37



Figure 19-5
SAR Test Setup Photo 5

Note: Headset Cable is connected to the device during Body SAR assessment, as seen in **Figure 19-5**.

FCC ID: A3LSPHM920		SAR COMPLIANCE REPORT		Reviewed by: Quality Manager
Filename: 0Y1008061304.A3L	Test Dates: 08/09/10 - 08/11/10	EUT Type: Cellular/PCS CDMA/EvDO Phone with Bluetooth and WLAN	Page 37 of 37	