





## 13. TEST SETUP PHOTOGRAPHS



<b>FCC ID:</b> A3LSPHM920		<b>HAC (T-COIL) TEST REPORT</b>		<b>Reviewed by:</b> Quality Manager
<b>Filename:</b> 0Y1008061310.A3L	<b>Test Dates:</b> August, 7 2010	<b>EUT Type:</b> Cellular/PCS CDMA/EvDO Phone with Bluetooth and WLAN	Page 36 of 38	




**Figure 13-1**  
**Test Setup for Wireless Device**



**Figure 13-2**  
**Test Setup for Wireless Device**

FCC ID: A3LSPHM920		HAC (T-COIL) TEST REPORT		Reviewed by: Quality Manager
Filename: 0Y1008061310.A3L	Test Dates: August, 7 2010	EUT Type: Cellular/PCS CDMA/EvDO Phone with Bluetooth and WLAN	Page 37 of 38	



Axial



Radial H (Transverse)

Radial V (Longitudinal)

**Figure 13-3**

**T-Coil Scan Overlay Magnetic Field Distributions**

Note: Final measurement locations are indicated by a cursor on the contour plots.

FCC ID: A3LSPHM920		HAC (T-COIL) TEST REPORT		Reviewed by: Quality Manager
Filename: 0Y1008061310.A3L	Test Dates: August, 7 2010	EUT Type: Cellular/PCS CDMA/EvDO Phone with Bluetooth and WLAN	Page 38 of 38	