





## 13. TEST SETUP PHOTOGRAPHS




**Figure 13-1**  
**Test Setup for Wireless Device**



**Figure 13-2**  
**Test Setup for Wireless Device**

<b>FCC ID:</b> A3LSPHM810		<b>HAC (T-COIL) TEST REPORT</b>		<b>Reviewed by:</b> Quality Manager
<b>Filename:</b> 0902100243.A3L	<b>Test Dates:</b> Feb 13-16, 2009	<b>EUT Type:</b> Cellular/PCS CDMA Phone with Bluetooth and EvDO		Page 38 of 39
© 2009 PCTEST Engineering Laboratory, Inc.				REV 5.0C 12/22/08





Axial

Radial H (Transverse)

Radial V (Longitudinal)

**Figure 13-3**  
**T-Coil Scan Overlay Magnetic Field Distributions**

Note: Final measurement locations are indicated by a cursor on the contour plots.

<b>FCC ID:</b> A3LSPHM810	 <b>PCTEST</b> ENGINEERING LABORATORY, INC.	<b>HAC (T-COIL) TEST REPORT</b>		<b>Reviewed by:</b> Quality Manager
<b>Filename:</b> 0902100243.A3L	<b>Test Dates:</b> Feb 13-16, 2009	<b>EUT Type:</b> Cellular/PCS CDMA Phone with Bluetooth and EvDO		Page 39 of 39
© 2009 PCTEST Engineering Laboratory, Inc.				REV 5.0C 12/22/08