

13. TEST SETUP PHOTOGRAPHS







Figure 13-1
Test Setup for Wireless Device



Figure 13-2
Test Setup for Wireless Device

FCC ID: A3LSPHM570		HAC (T-COIL) TEST REPORT		Reviewed by: Quality Manager
Filename: 0Y1003120396.A3L	Test Dates: March 10-14, 2010	EUT Type: Cellular/PCS CDMA/EvDO Phone with Bluetooth	Page 36 of 37	



Axial



Radial H (Transverse)

Radial V (Longitudinal)

Figure 13-3

T-Coil Scan Overlay Magnetic Field Distributions

Note: Final measurement locations are indicated by a cursor on the contour plots.

FCC ID: A3LSPHM570		HAC (T-COIL) TEST REPORT	 Reviewed by: Quality Manager
Filename: 0Y1003120396.A3L	Test Dates: March 10-14, 2010	EUT Type: Cellular/PCS CDMA/EvDO Phone with Bluetooth	Page 37 of 37