




## 13. TEST SETUP PHOTOGRAPHS

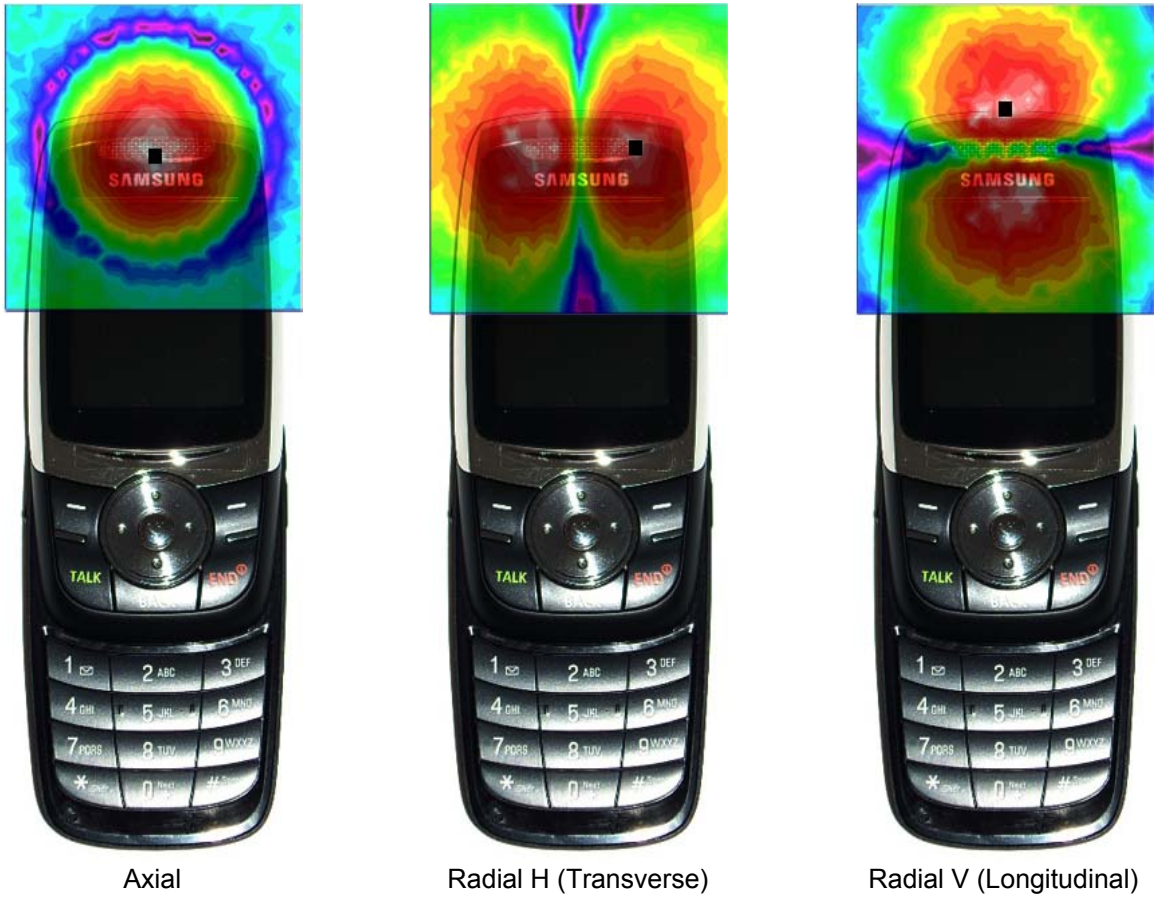


**Figure 13-1**  
**Test Setup for Wireless Device**





**Figure 13-2**  
**Test Setup for Wireless Device**

FCC ID: A3LSPHM310		HAC (T-COIL) TEST REPORT		Reviewed by: Quality Manager
Filename: 0801140039.A3L	Test Dates: January 14 - 15, 2008	EUT Type: PCS CDMA Phone with Bluetooth		Page 34 of 35



**Figure 13-3**  
**T-Coil Scan Overlay Magnetic Field Distributions**

Note: Final measurement locations are indicated by a cursor on the contour plots.

FCC ID: A3LSPHM310	 <small>ENGINEERING LABORATORY, INC.</small>	HAC (T-COIL) TEST REPORT	 <b>Reviewed by:</b> Quality Manager
<b>Filename:</b> 0801140039.A3L	<b>Test Dates:</b> January 14 - 15, 2008	<b>EUT Type:</b> PCS CDMA Phone with Bluetooth	Page 35 of 35