




APPENDIX F: SAR TEST SETUP PHOTOGRAPHS



FCC ID: A3LPHL710		SAR EVALUATION REPORT		Reviewed by: Quality Manager
Test Dates: 05/26/14 - 05/29/14	EUT Type: Portable Handset			Page 1 of 6




SAR Test Setup Photo 1: Right Cheek



SAR Test Setup Photo 2: Right Tilt



FCC ID: A3LPHL710		SAR EVALUATION REPORT		Reviewed by: Quality Manager
Test Dates: 05/26/14 - 05/29/14	EUT Type: Portable Handset			Page 2 of 6




SAR Test Setup Photo 3: Left Cheek




SAR Test Setup Photo 4: Left Tilt



FCC ID: A3LPHL710		SAR EVALUATION REPORT		Reviewed by: Quality Manager
Test Dates: 05/26/14 - 05/29/14	EUT Type: Portable Handset			Page 3 of 6



SAR Test Setup Photo 5: Back Side at 1.0 cm




SAR Test Setup Photo 6: Front Side at 1.0 cm



FCC ID: A3LPHL710		SAR EVALUATION REPORT		Reviewed by: Quality Manager
Test Dates: 05/26/14 - 05/29/14	EUT Type: Portable Handset			Page 4 of 6



SAR Test Setup Photo 7: Bottom Edge at 1.0 cm





SAR Test Setup Photo 8: Left Edge at 1.0 cm

FCC ID: A3LPHL710		SAR EVALUATION REPORT		Reviewed by: Quality Manager
Test Dates: 05/26/14 - 05/29/14	EUT Type: Portable Handset			Page 5 of 6



SAR Test Setup Photo 9: DUT Reference Lines

FCC ID: A3LPHL710		SAR EVALUATION REPORT	 Reviewed by: Quality Manager
Test Dates: 05/26/14 - 05/29/14	EUT Type: Portable Handset	Page 6 of 6	