





# 13. TEST SETUP PHOTOGRAPHS



<b>FCC ID:</b> A3LSPHL700		<b>HAC (T-COIL) TEST REPORT</b>		<b>Reviewed by:</b> Quality Manager
<b>Filename:</b> 0Y1201230120.A3L	<b>Test Dates:</b> 1/26/2012	<b>EUT Type:</b> Portable Handset		Page 36 of 38




**Figure 13-1**  
**Test Setup for Wireless Device**



**Figure 13-2**  
**Test Setup for Wireless Device**

FCC ID: A3LSPHL700		HAC (T-COIL) TEST REPORT		Reviewed by: Quality Manager
Filename: 0Y1201230120.A3L	Test Dates: 1/26/2012	EUT Type: Portable Handset	Page 37 of 38	





Axial

Radial H (Transverse)

Radial V (Longitudinal)

**Figure 13-3**  
**T-Coil Scan Overlay Magnetic Field Distributions**

Note: Final measurement locations are indicated by a cursor on the contour plots.

<b>FCC ID:</b> A3LSPHL700		<b>HAC (T-COIL) TEST REPORT</b>	 <b>Reviewed by:</b> Quality Manager
<b>Filename:</b> 0Y1201230120.A3L	<b>Test Dates:</b> 1/26/2012	<b>EUT Type:</b> Portable Handset	Page 38 of 38