



APPENDIX F: SAR TEST SETUP PHOTOGRAPHS



FCC ID A3LSPHL520	 PCTEST ENGINEERING LABORATORY, INC.	SAR EVALUATION REPORT		Reviewed by: Quality Manager
Test Dates: 07/07/14 - 07/09/14	DUT Type: Portable Handset			APPENDIX F: Page 1 of 6



SAR Test Setup Photo 1: Right Cheek



SAR Test Setup Photo 2: Right Tilt



FCC ID A3LSPHL520		SAR EVALUATION REPORT	 Reviewed by: Quality Manager
Test Dates: 07/07/14 - 07/09/14	DUT Type: Portable Handset	APPENDIX F: Page 2 of 6	



SAR Test Setup Photo 3: Left Cheek




SAR Test Setup Photo 4: Left Tilt



FCC ID A3LSPHL520		SAR EVALUATION REPORT	 Reviewed by: Quality Manager
Test Dates: 07/07/14 - 07/09/14	DUT Type: Portable Handset	APPENDIX F: Page 3 of 6	



SAR Test Setup Photo 5: Back at 1.0 cm



SAR Test Setup Photo 6: Front at 1.0 cm



FCC ID A3LSPHL520		SAR EVALUATION REPORT		Reviewed by: Quality Manager
Test Dates: 07/07/14 - 07/09/14	DUT Type: Portable Handset	APPENDIX F: Page 4 of 6		



SAR Test Setup Photo 7: Bottom at 1.0 cm





SAR Test Setup Photo 8: Left at 1.0 cm

FCC ID A3LSPHL520		SAR EVALUATION REPORT		Reviewed by: Quality Manager
Test Dates: 07/07/14 - 07/09/14	DUT Type: Portable Handset	APPENDIX F: Page 5 of 6		



SAR Test Setup Photo 9: Vertical and Horizontal Reference Lines

FCC ID A3LSPHL520		SAR EVALUATION REPORT	 Reviewed by: Quality Manager
Test Dates: 07/07/14 - 07/09/14	DUT Type: Portable Handset	APPENDIX F: Page 6 of 6	