




## 13. TEST SETUP PHOTOGRAPHS



<b>FCC ID:</b> A3LSPHL520		<b>HAC (T-COIL) TEST REPORT</b>		<b>Reviewed by:</b> Quality Manager
<b>Filename:</b> 0Y1306281132-R1.A3L	<b>Test Dates:</b> 7/9/2013	<b>EUT Type:</b> Portable Handset	Page 35 of 37	




**Figure 13-1**  
**Test Setup for Wireless Device**





**Figure 13-2**  
**Test Setup for Wireless Device**

FCC ID: A3LSPHL520	 <small>ENGINEERING LABORATORY, INC.</small>	HAC (T-COIL) TEST REPORT	 <b>Reviewed by:</b> Quality Manager
<b>Filename:</b> 0Y1306281132-R1.A3L	<b>Test Dates:</b> 7/9/2013	<b>EUT Type:</b> Portable Handset	Page 36 of 37



**Figure 13-3**  
**T-Coil Scan Overlay Magnetic Field Distributions**

Note: Final measurement locations are indicated by a cursor on the contour plots.

FCC ID: A3LSPHL520		HAC (T-COIL) TEST REPORT		Reviewed by: Quality Manager
Filename: 0Y1306281132-R1.A3L	Test Dates: 7/9/2013	EUT Type: Portable Handset	Page 37 of 37	