



13. TEST SETUP PHOTOGRAPHS




Figure 13-1
Test Setup for Wireless Device



Figure 13-2
Test Setup for Wireless Device

FCC ID: A3LSPHI325		HAC (T-COIL) TEST REPORT	 Reviewed by: Quality Manager
Filename: 0710291249.A3L	Test Dates: October 29 - 30, 2007	EUT Type: Cellular/PCS CDMA Phone with Bluetooth and EvDO	Page 34 of 35



Axial



Radial H (Transverse)

Radial V (Longitudinal)

Figure 13-3

T-Coil Scan Overlay Magnetic Field Distributions

Note: Final measurement locations are indicated by a cursor on the contour plots.

FCC ID: A3LSPH1325		HAC (T-COIL) TEST REPORT	 Reviewed by: Quality Manager
Filename: 0710291249.A3L	Test Dates: October 29 - 30, 2007	EUT Type: Cellular/PCS CDMA Phone with Bluetooth and EvDO	Page 35 of 35