

13. TEST SETUP PHOTOGRAPHS



Figure 13-1
Test Setup for Wireless Device







Figure 13-2
Test Setup for Wireless Device

FCC ID: A3LSPHD710		HAC (T-COIL) TEST REPORT		Reviewed by: Quality Manager
Filename: 0Y1107131200.A3L	Test Dates: 7/12/2011	EUT Type: Cellular/PCS CDMA/EVDO Phone with BT, WLAN and WiMAX	Page 36 of 37	





Axial

Radial H (Transverse)

Radial V (Longitudinal)

**Figure 13-3
T-Coil Scan Overlay Magnetic Field Distributions**

Note: Final measurement locations are indicated by a cursor on the contour plots.

FCC ID: A3LSPHD710		HAC (T-COIL) TEST REPORT		Reviewed by: Quality Manager
Filename: 0Y1107131200.A3L	Test Dates: 7/12/2011	EUT Type: Cellular/PCS CDMA/EVDO Phone with BT, WLAN and WiMAX	Page 37 of 37	