



13. TEST SETUP PHOTOGRAPHS



Figure 13-1
Test Setup for Wireless Device



Figure 13-2
Test Setup for Wireless Device

FCC ID: A3LSPHA310	 <small>ENGINEERING LABORATORY, INC.</small>	HAC (T-COIL) TEST REPORT	 Reviewed by: Quality Manager
Filename: 0903270587.A3L	Test Dates: 3/30/2009	EUT Type: Cellular/PCS CDMA Phone with Bluetooth	Page 38 of 39





Axial

Radial H (Transverse)

Radial V (Longitudinal)

**Figure 13-3
T-Coil Scan Overlay Magnetic Field Distributions**

Note: Final measurement locations are indicated by a cursor on the contour plots.

FCC ID: A3LSPHA310	 <small>ENGINEERING LABORATORY, INC.</small>	HAC (T-COIL) TEST REPORT	 Reviewed by: Quality Manager
Filename: 0903270587.A3L	Test Dates: 3/30/2009	EUT Type: Cellular/PCS CDMA Phone with Bluetooth	Page 39 of 39