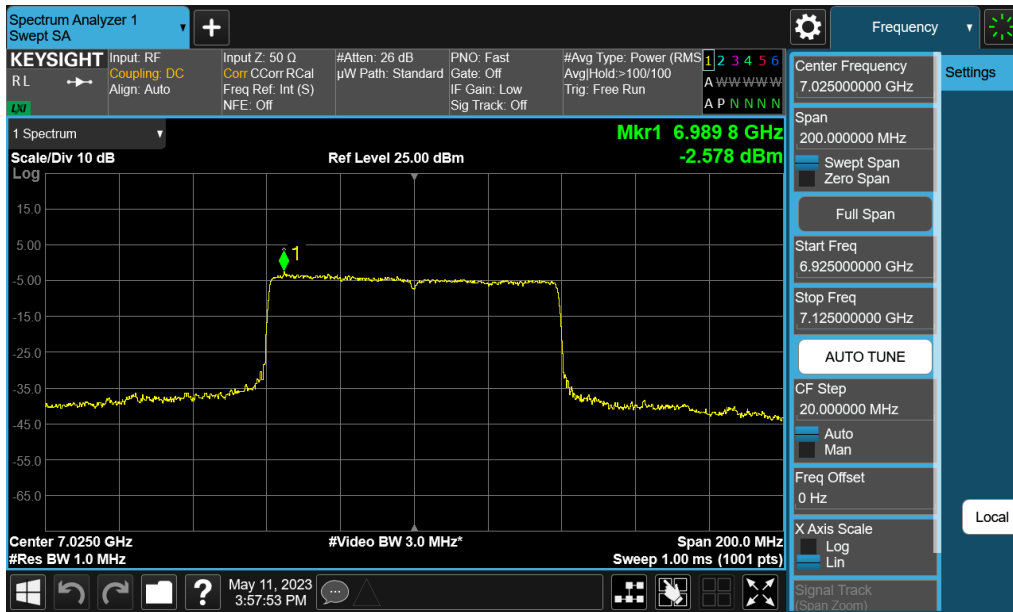
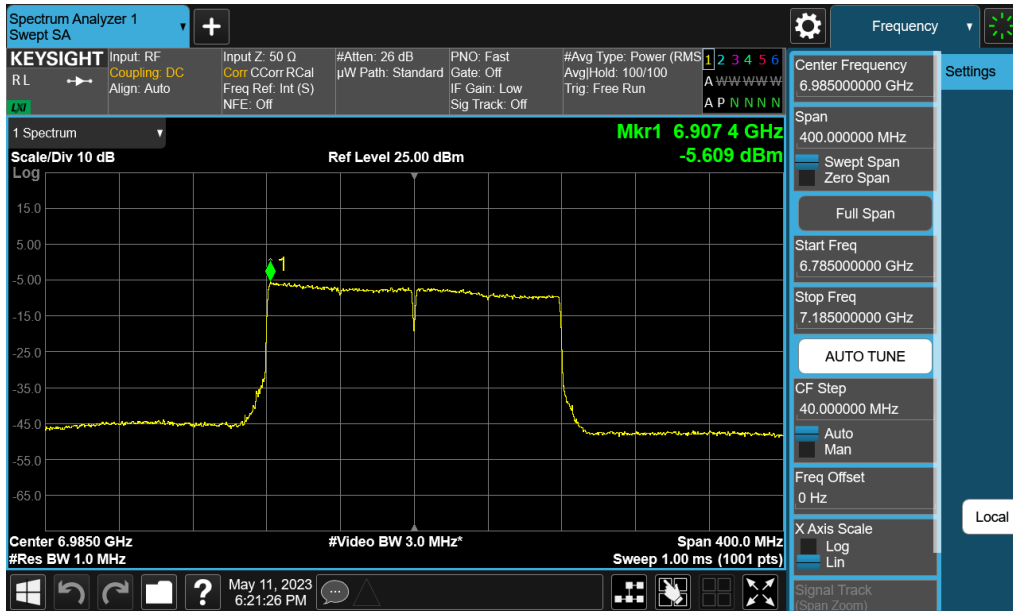


Plot 7-318. Power Spectral Density Plot MIMO ANT2 (80MHz BW 802.11ax (Full Tone) (UNII Band 8) – Ch. 199)



Plot 7-319. Power Spectral Density Plot MIMO ANT2 (80MHz BW 802.11ax (Full Tone) (UNII Band 8) – Ch. 215)

FCC ID: A3LSMX910 IC: 649E-SMX910	MEASUREMENT REPORT		Approved by: Technical Manager
Test Report S/N: 1M2303200036-09.A3L	Test Dates: 04/03/2023 - 05/18/2023	EUT Type: Portable Tablet	Page 194 of 324



Plot 7-320. Power Spectral Density Plot MIMO ANT2 (160MHz BW 802.11ax (Full Tone) (UNII Band 8) – Ch. 207)

FCC ID: A3LSMX910 IC: 649E-SMX910	MEASUREMENT REPORT		Approved by: Technical Manager
Test Report S/N: 1M2303200036-09.A3L	Test Dates: 04/03/2023 - 05/18/2023	EUT Type: Portable Tablet	Page 195 of 324



Note:

Per ANSI C63.10-2013 Section 14.3.2.2 and KDB 662911 v02r01 Section E)2), the power spectral density at Antenna 1 and Antenna 2 were first measured separately as shown in the section above. The measured values were then summed in linear power units then converted back to dBm.

Per ANSI C63.10-2013 Section 14.4.3, the directional gain is calculated using the following formula, where GN is the gain of the nth antenna and NANT, the total number of antennas used.

$$\text{Directional gain} = 10 \log[(10^{G1/20} + 10^{G2/20} + \dots + 10^{GN/20})^2 / N_{ANT}] \text{ dBi}$$

Sample MIMO Calculation:

At 5935MHz in 802.11ax (20MHz BW) mode, the average conducted power spectral density was measured to be -0.21 dBm for Antenna-1 and -1.36 dBm for Antenna-2.

$$\text{Antenna 1} + \text{Antenna 2} = \text{MIMO}$$

$$(-0.21 \text{ dBm} + -1.36 \text{ dBm}) = (0.953 \text{ mW} + 0.731 \text{ mW}) = 1.684 \text{ mW} = 2.265 \text{ dBm}$$

Sample e.i.r.p Power Spectral Density Calculation:

At 5935 MHz in 802.11ax (20MHz BW) mode, the average MIMO power density was calculated to be 2.265 dBm with directional gain of -4.34 dBi.

$$\text{e.i.r.p. Power Spectral Density(dBm)} = \text{Power Spectral Density (dBm)} + \text{Ant gain (dBi)}$$

$$2.265 \text{ dBm} + -4.34 \text{ dBi} = -2.075 \text{ dBm}$$

FCC ID: A3LSMX910 IC: 649E-SMX910	MEASUREMENT REPORT		Approved by: Technical Manager
Test Report S/N: 1M2303200036-09.A3L	Test Dates: 04/03/2023 - 05/18/2023	EUT Type: Portable Tablet	Page 196 of 324

7.5 In-Band Emissions

Test Overview and Limit

The spectrum analyzer was connected to the antenna terminal while the EUT was operating at its maximum duty cycle, at its maximum power control level, as defined in ANSI C63.10-2013, and at the appropriate frequencies.

For transmitters operating within the 5.925-7.125 GHz bands: Power spectral density must be suppressed by 20 dB at 1 MHz outside of channel edge, by 28 dB at one channel bandwidth from the channel center, and by 40 dB at one- and one-half times the channel bandwidth away from channel center. At frequencies between one megahertz outside an unlicensed device's channel edge and one channel bandwidth from the center of the channel, the limits must be linearly interpolated between 20 dB and 28 dB suppression, and at frequencies between one and one- and one-half times an unlicensed device's channel bandwidth, the limits must be linearly interpolated between 28 dB and 40 dB suppression. Emissions removed from the channel center by more than one- and one-half times the channel bandwidth must be suppressed by at least 40 dB.

Test Procedure Used

KDB 987594 D02 v01r01

Test Settings

2. Connect output of the antenna port to a spectrum analyzer or EMI receiver, with appropriate attenuation, as to not damage the instrumentation.
3. Set the reference level of the measuring equipment in accordance with procedure 4.1.5.2 of ANSI C63.10-2013.
4. Measure the 26 dB EBW using the test procedure 12.4.1 of ANSI C63.10-2013. (This will be used to determine the channel edge.)
5. Measure the power spectral density (which will be used for emissions mask reference) using the following procedure:
 - a) Set the span to encompass the entire 26 dB EBW of the signal.
 - b) Set RBW = same RBW used for 26 dB EBW measurement.
 - c) Set VBW $\geq 3 \times$ RBW
 - d) Number of points in sweep $\geq [2 \times \text{span} / \text{RBW}]$.
 - e) Sweep time = auto.
 - f) Detector = RMS (i.e., power averaging)
 - g) Trace average at least 100 traces in power averaging (rms) mode.
 - h) Use the peak search function on the instrument to find the peak of the spectrum.
6. For the purposes of developing the emission mask, the channel bandwidth is defined as the 26 dB EBW.
7. Using the measuring equipment limit line function, develop the emissions mask based on the following requirements. The emissions power spectral density must be reduced below the peak power spectral density (in dB) as follows:
 - a) Suppressed by 20 dB at 1 MHz outside of the channel edge. (The channel edge is defined as the 26-dB point on either side of the carrier center frequency.)
 - b) Suppressed by 28 dB at one channel bandwidth from the channel center.
 - c) Suppressed by 40 dB at one- and one-half times the channel bandwidth from the channel center.
8. Adjust the span to encompass the entire mask as necessary.
9. Clear trace.
10. Trace average at least 100 traces in power averaging (rms) mode.
11. Adjust the reference level as necessary so that the crest of the channel touches the top of the emission mask.

FCC ID: A3LSMX910 IC: 649E-SMX910	MEASUREMENT REPORT		Approved by: Technical Manager
Test Report S/N: 1M2303200036-09.A3L	Test Dates: 04/03/2023 - 05/18/2023	EUT Type: Portable Tablet	Page 197 of 324

Test Setup

The EUT and measurement equipment were set up as shown in the diagram below.



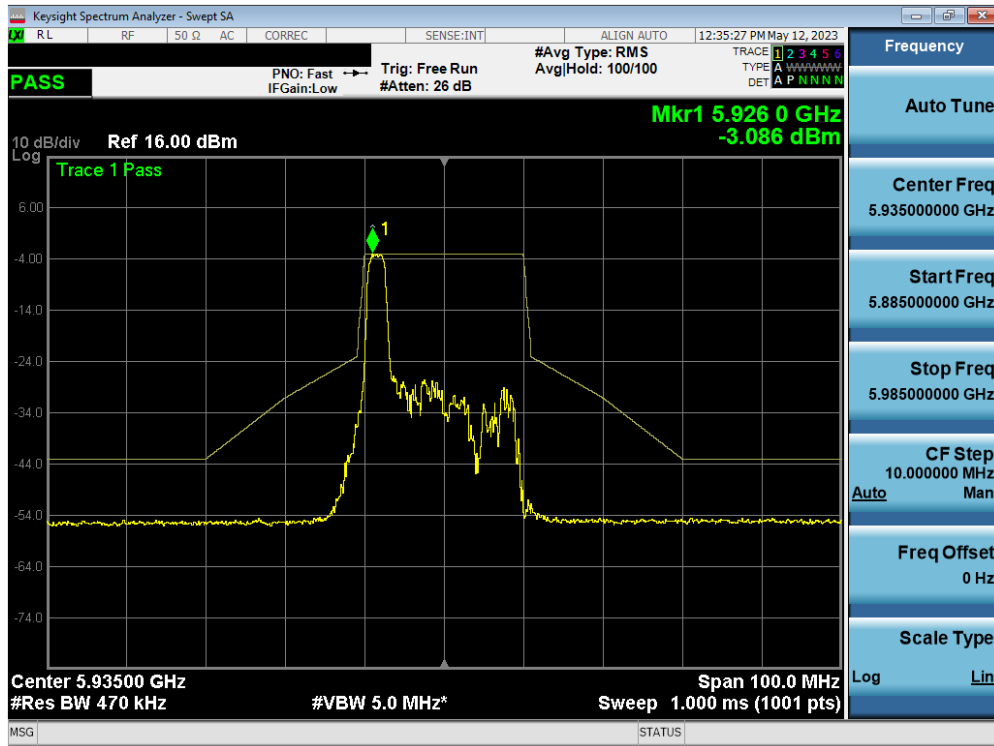
Figure 7-4. Test Instrument & Measurement Setup

Test Notes

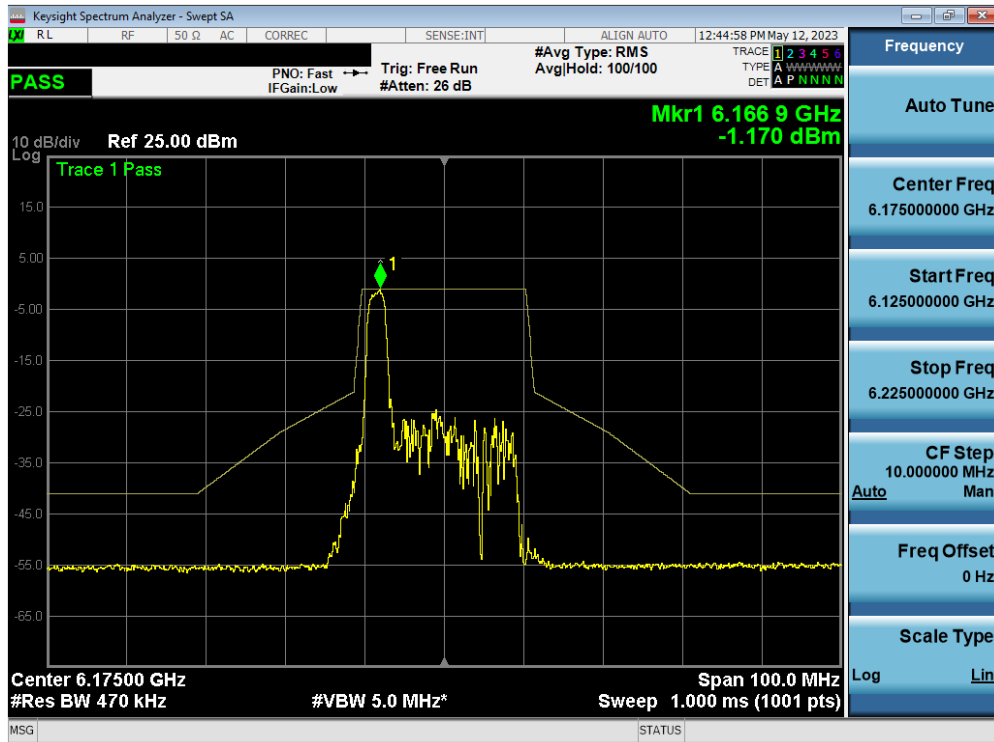
None.

FCC ID: A3LSMX910 IC: 649E-SMX910	MEASUREMENT REPORT		Approved by: Technical Manager
Test Report S/N: 1M2303200036-09.A3L	Test Dates: 04/03/2023 - 05/18/2023	EUT Type: Portable Tablet	Page 198 of 324

7.5.1 MIMO Antenna-1 In-Band Emission Measurements – (UNII Band 5 – Partial)

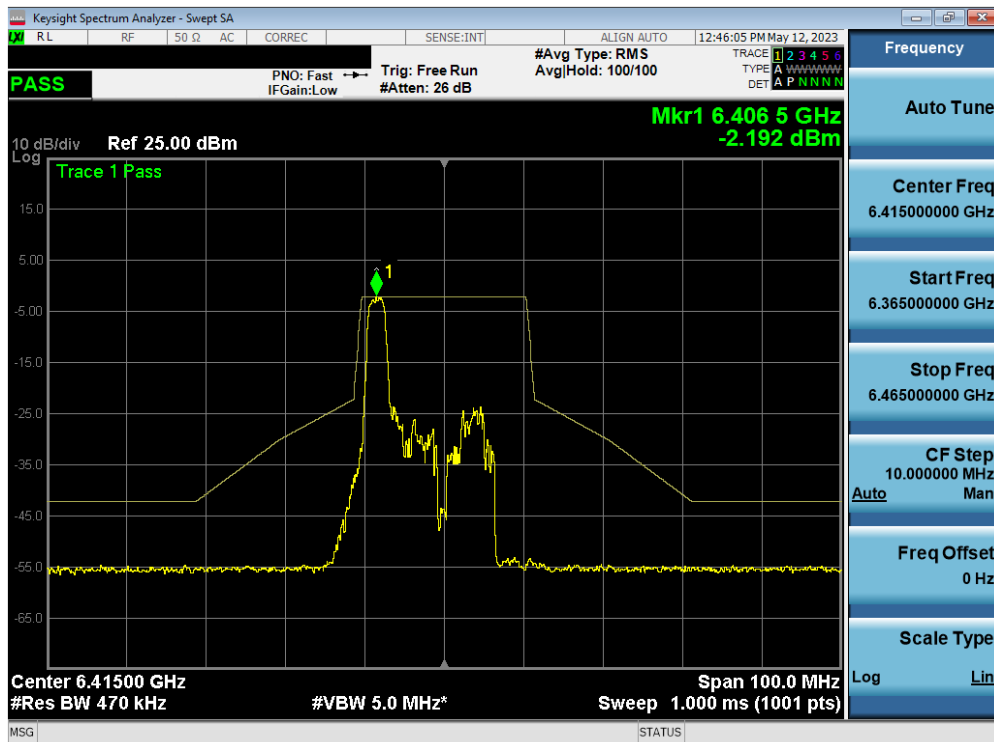


Plot 7-321. In-Band Emission Plot MIMO ANT1 (20MHz BW 802.11ax (26 Tones) UNII Band 5) – Ch. 2

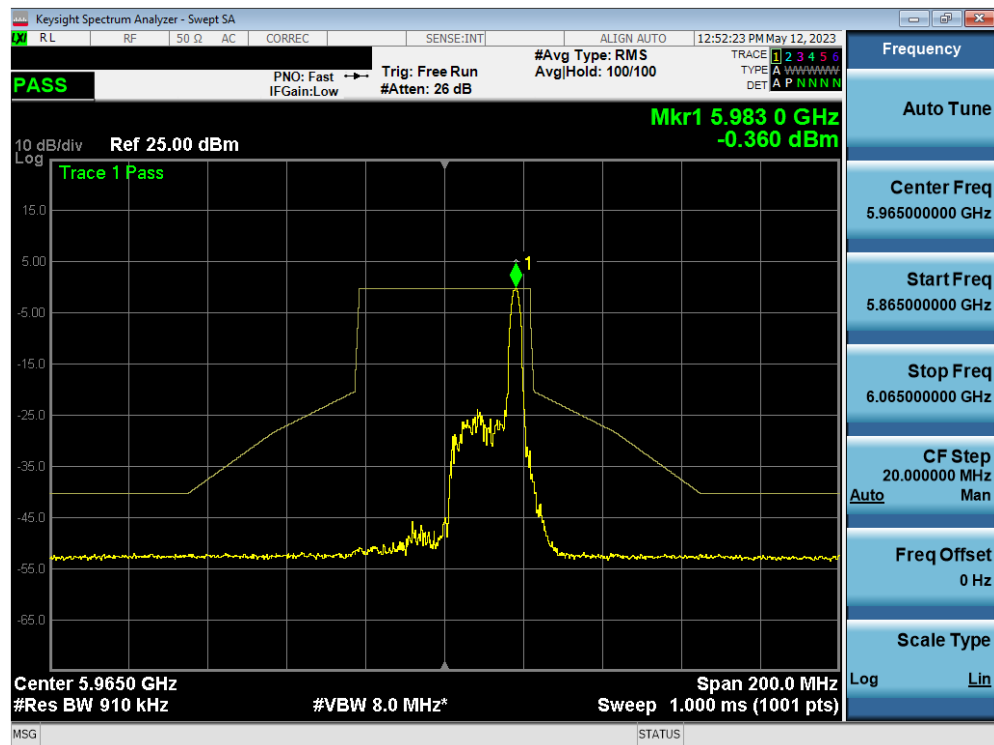


Plot 7-322. In-Band Emission Plot MIMO ANT1 (20MHz BW 802.11ax (26 Tones) (UNII Band 5) – Ch. 45)

FCC ID: A3LSMX910 IC: 649E-SMX910	MEASUREMENT REPORT		Approved by: Technical Manager
Test Report S/N: 1M2303200036-09.A3L	Test Dates: 04/03/2023 - 05/18/2023	EUT Type: Portable Tablet	Page 199 of 324



Plot 7-323. In-Band Emission Plot MIMO ANT1 (20MHz BW 802.11ax (26 Tones) UNII Band 5) – Ch. 93)

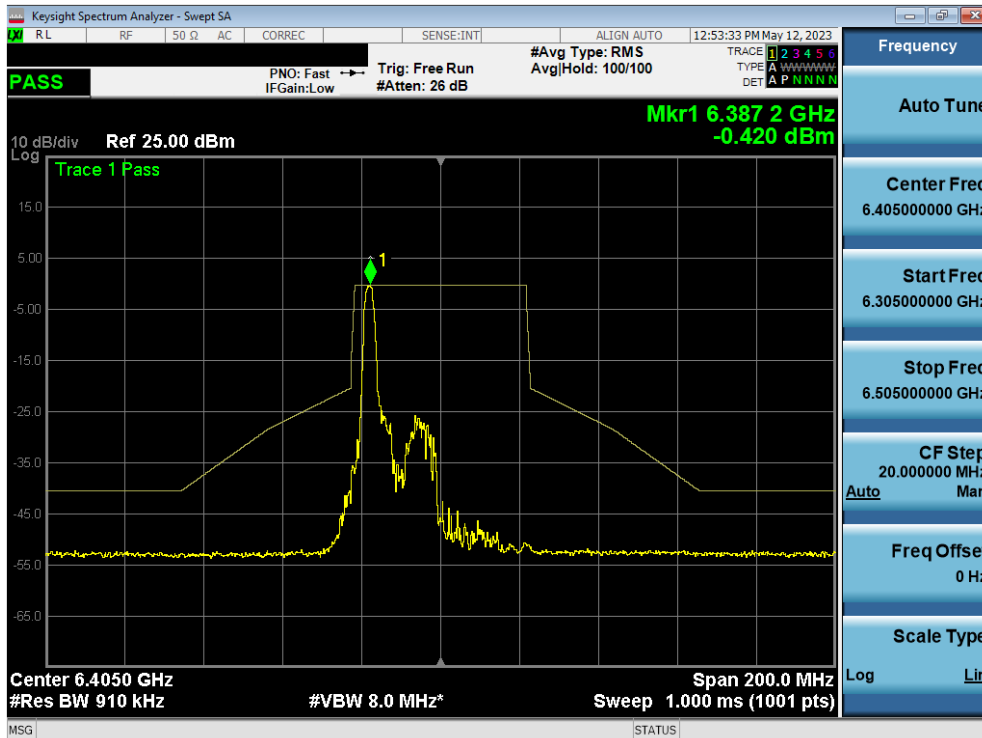


Plot 7-324. In-Band Emission Plot MIMO ANT1 (40MHz BW 802.11ax (26 Tones) (UNII Band 5) – Ch. 3)

FCC ID: A3LSMX910 IC: 649E-SMX910	MEASUREMENT REPORT		Approved by: Technical Manager
Test Report S/N: 1M2303200036-09.A3L	Test Dates: 04/03/2023 - 05/18/2023	EUT Type: Portable Tablet	Page 200 of 324

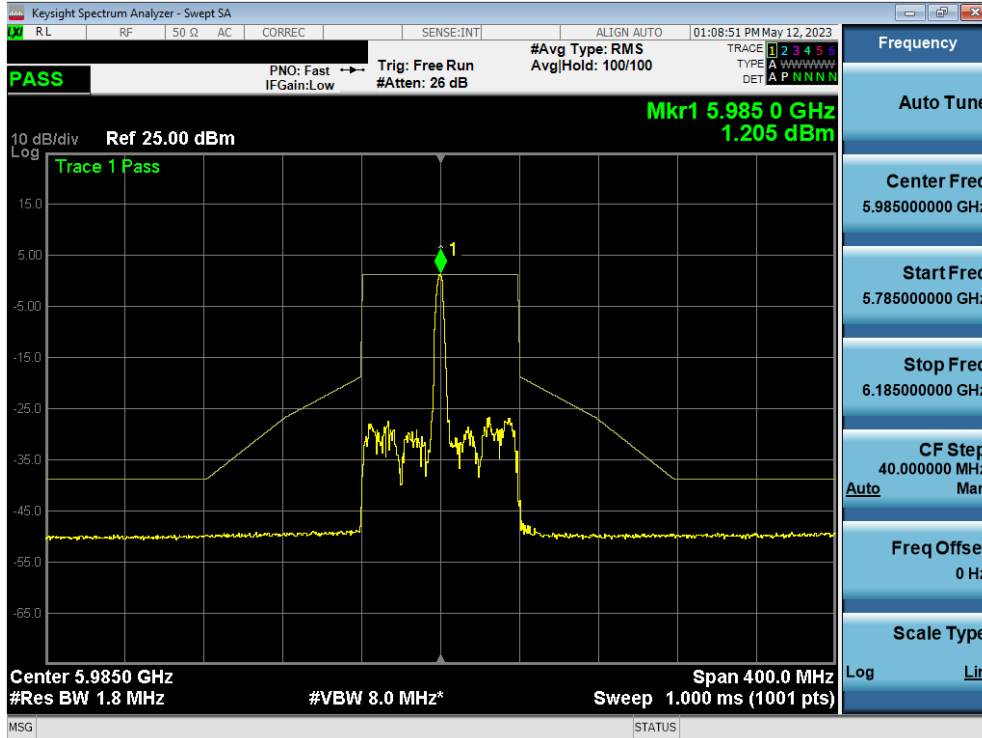


Plot 7-325. In-Band Emission Plot MIMO ANT1 (40MHz BW 802.11ax (26 Tones) (UNII Band 5) – Ch. 43)

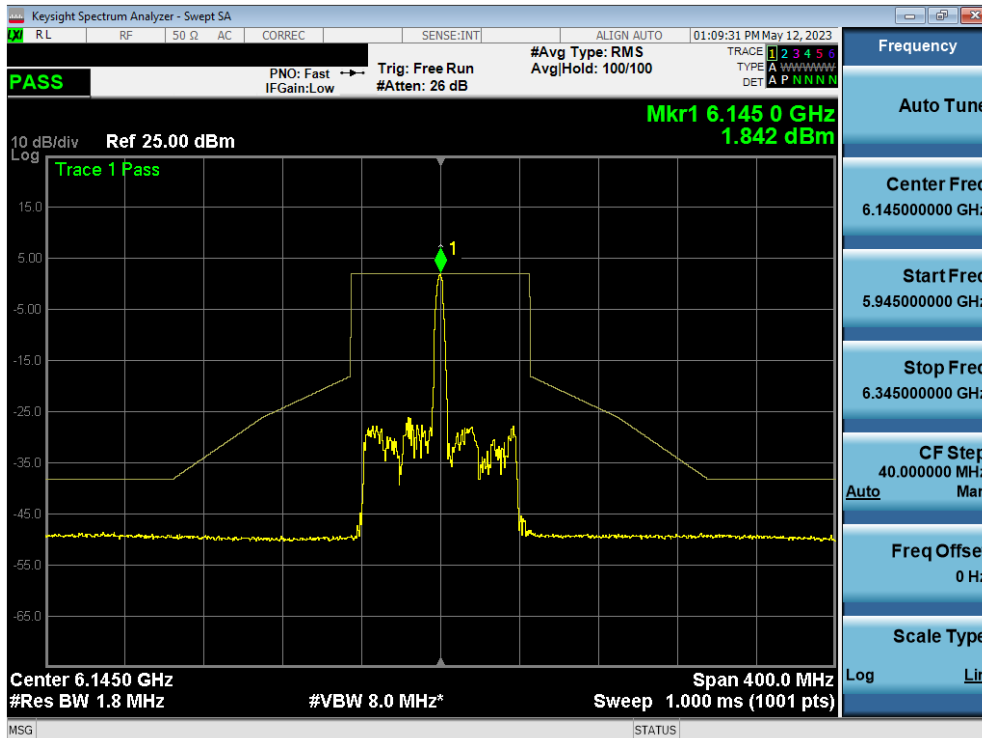


Plot 7-326. In-Band Emission Plot MIMO ANT1 (40MHz BW 802.11ax (26 Tones) (UNII Band 5) – Ch. 91)

FCC ID: A3LSMX910 IC: 649E-SMX910	MEASUREMENT REPORT		Approved by: Technical Manager
Test Report S/N: 1M2303200036-09.A3L	Test Dates: 04/03/2023 - 05/18/2023	EUT Type: Portable Tablet	Page 201 of 324

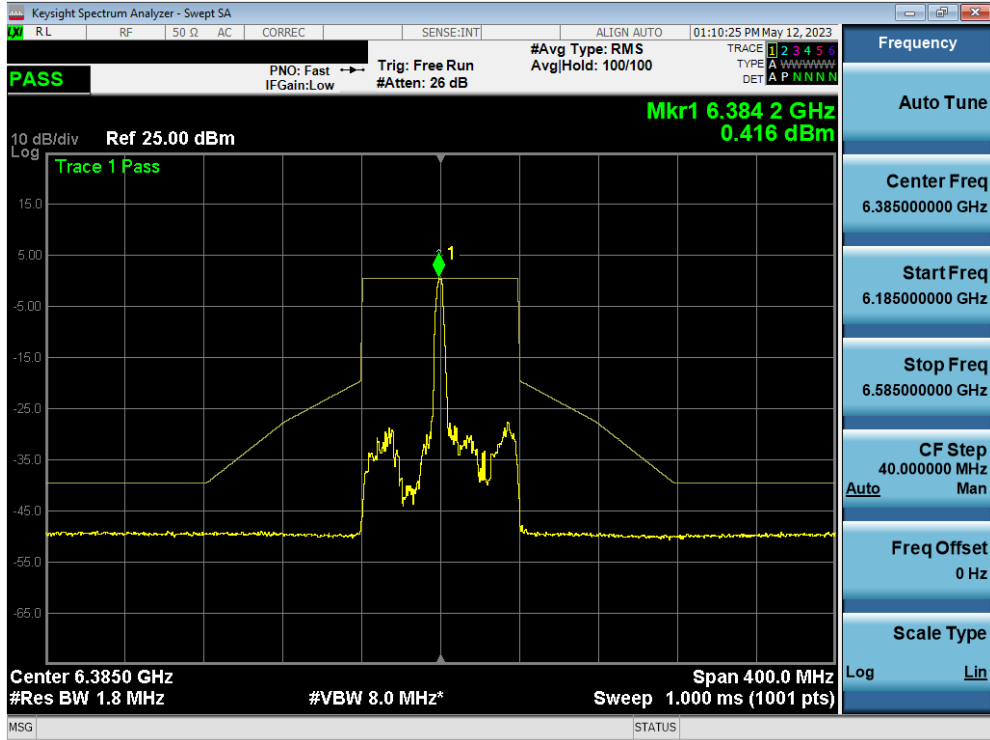


Plot 7-327. In-Band Emission Plot MIMO ANT1 (80MHz BW 802.11ax (26 Tones) (UNII Band 5) – Ch. 7)

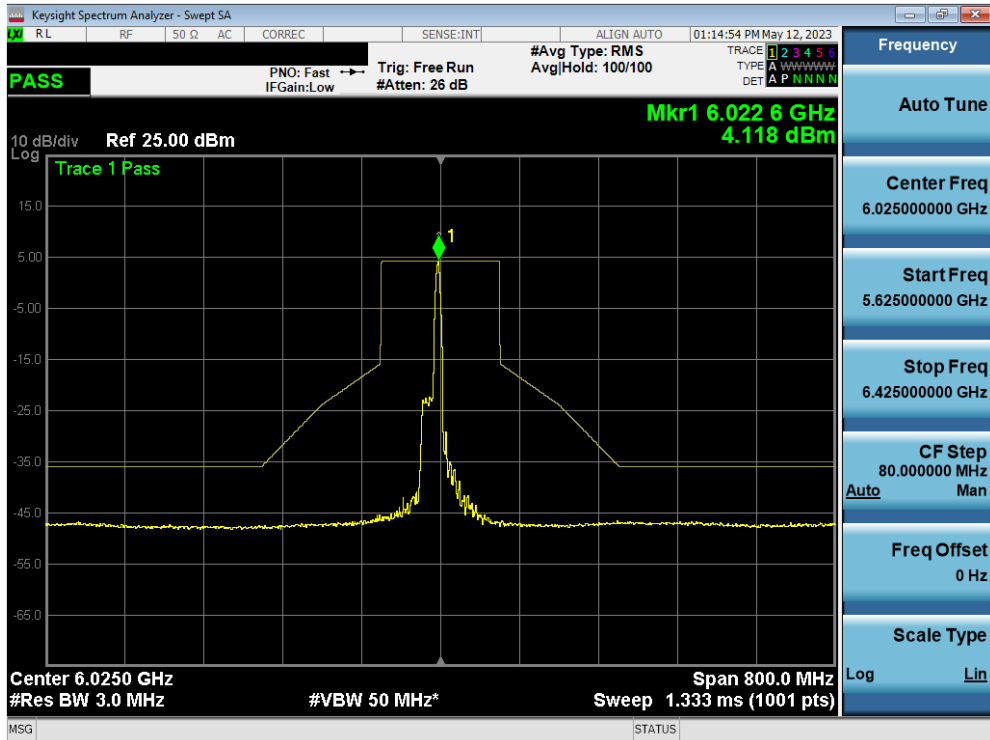


Plot 7-328. In-Band Emission Plot MIMO ANT1 (80MHz BW 802.11ax (26 Tones) (UNII Band 5) – Ch. 39)

FCC ID: A3LSMX910 IC: 649E-SMX910	MEASUREMENT REPORT		Approved by: Technical Manager
Test Report S/N: 1M2303200036-09.A3L	Test Dates: 04/03/2023 - 05/18/2023	EUT Type: Portable Tablet	Page 202 of 324

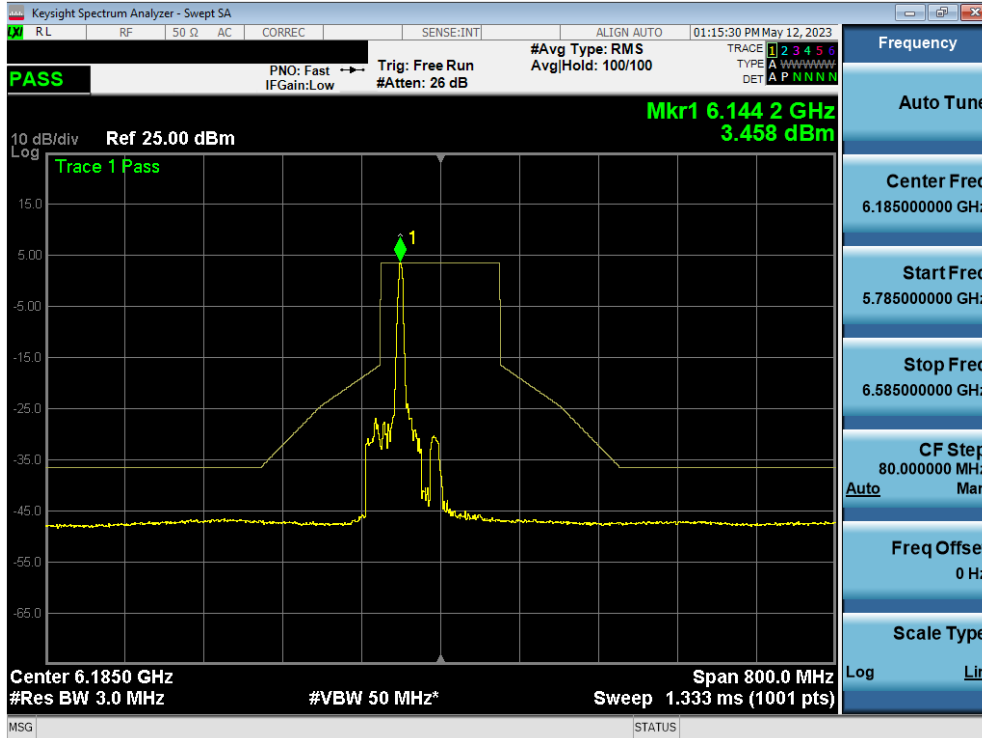


Plot 7-329. In-Band Emission Plot MIMO ANT1 (80MHz BW 802.11ax (26 Tones) (UNII Band 5) – Ch. 87)

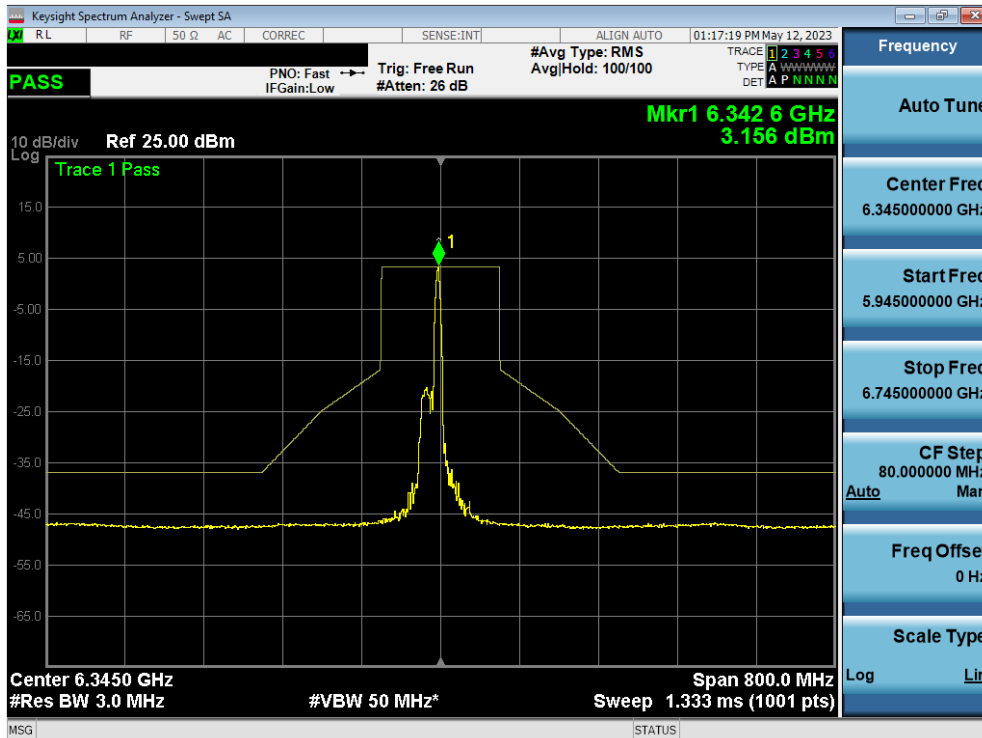


Plot 7-330. In-Band Emission Plot MIMO ANT1 (160MHz BW 802.11ax (26 Tones) (UNII Band 5) – Ch. 15)

FCC ID: A3LSMX910 IC: 649E-SMX910	MEASUREMENT REPORT		Approved by: Technical Manager
Test Report S/N: 1M2303200036-09.A3L	Test Dates: 04/03/2023 - 05/18/2023	EUT Type: Portable Tablet	Page 203 of 324



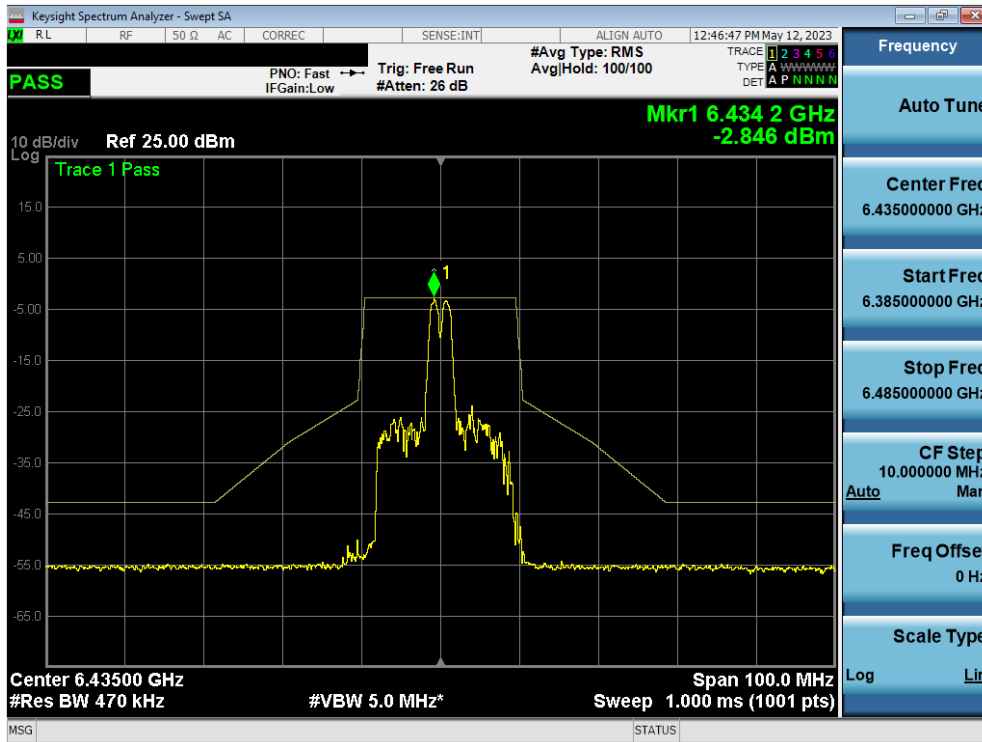
Plot 7-331. In-Band Emission Plot MIMO ANT1 (160MHz BW 802.11ax (26 Tones) (UNII Band 5) – Ch. 47)



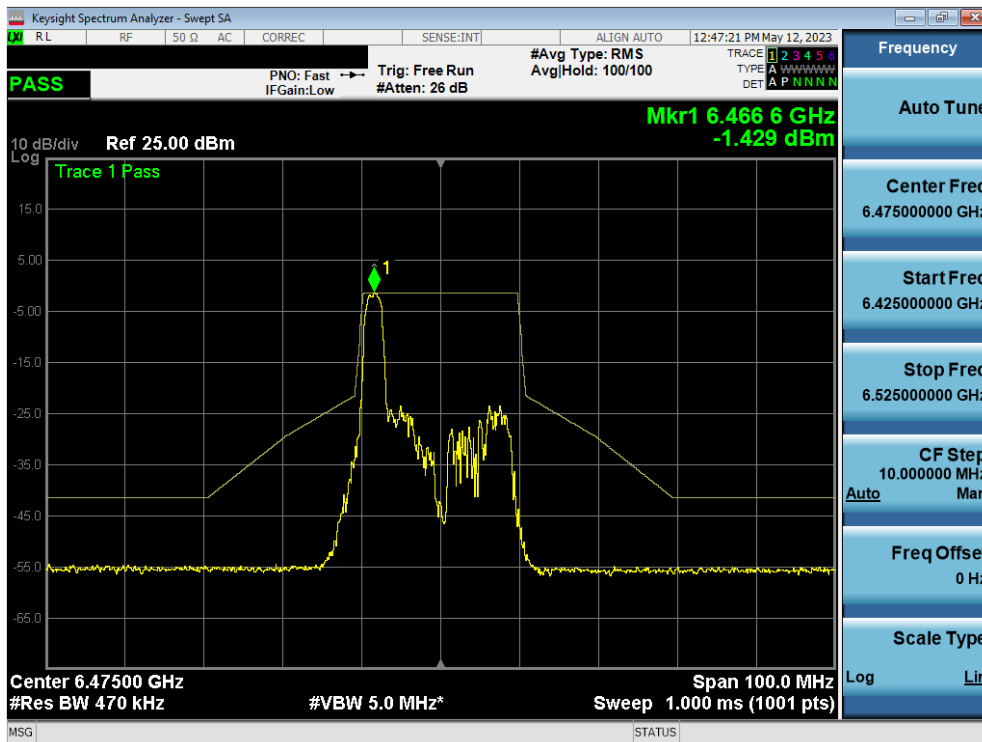
Plot 7-332. In-Band Emission Plot MIMO ANT1 (160MHz BW 802.11ax (26 Tones) (UNII Band 5) – Ch. 79)

FCC ID: A3LSMX910 IC: 649E-SMX910	MEASUREMENT REPORT		Approved by: Technical Manager
Test Report S/N: 1M2303200036-09.A3L	Test Dates: 04/03/2023 - 05/18/2023	EUT Type: Portable Tablet	Page 204 of 324

7.5.2 MIMO Antenna-1 In-Band Emission Measurements – (UNII Band 6 – Partial)

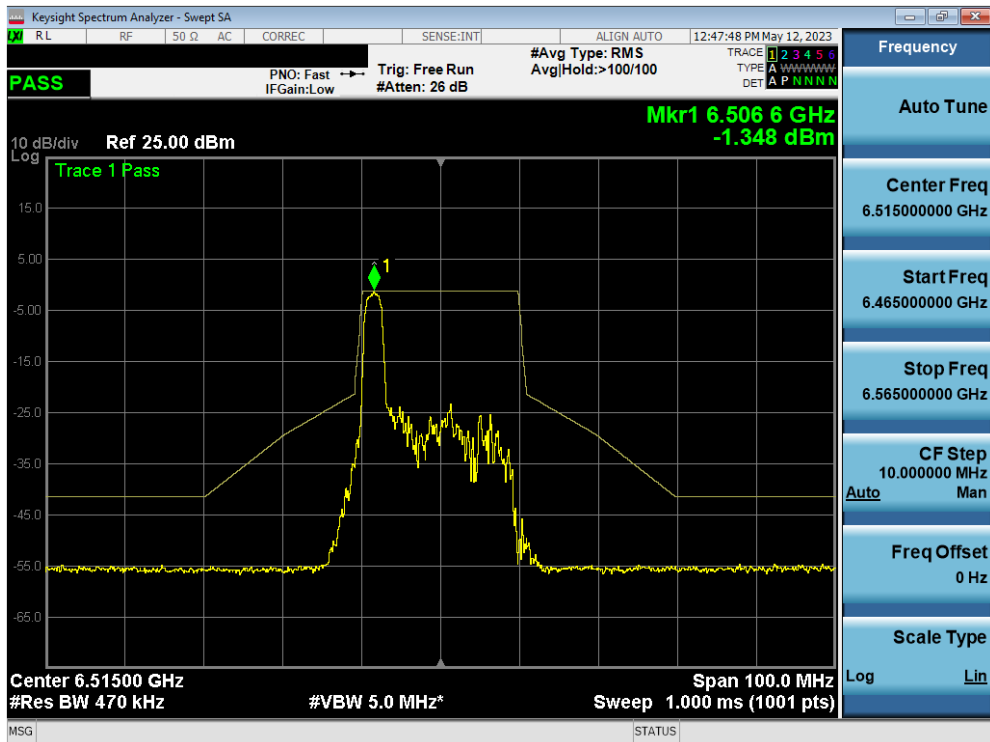


Plot 7-333. In-Band Emission Plot MIMO ANT1 (20MHz BW 802.11ax (26 Tones) (UNII Band 6) – Ch. 97)

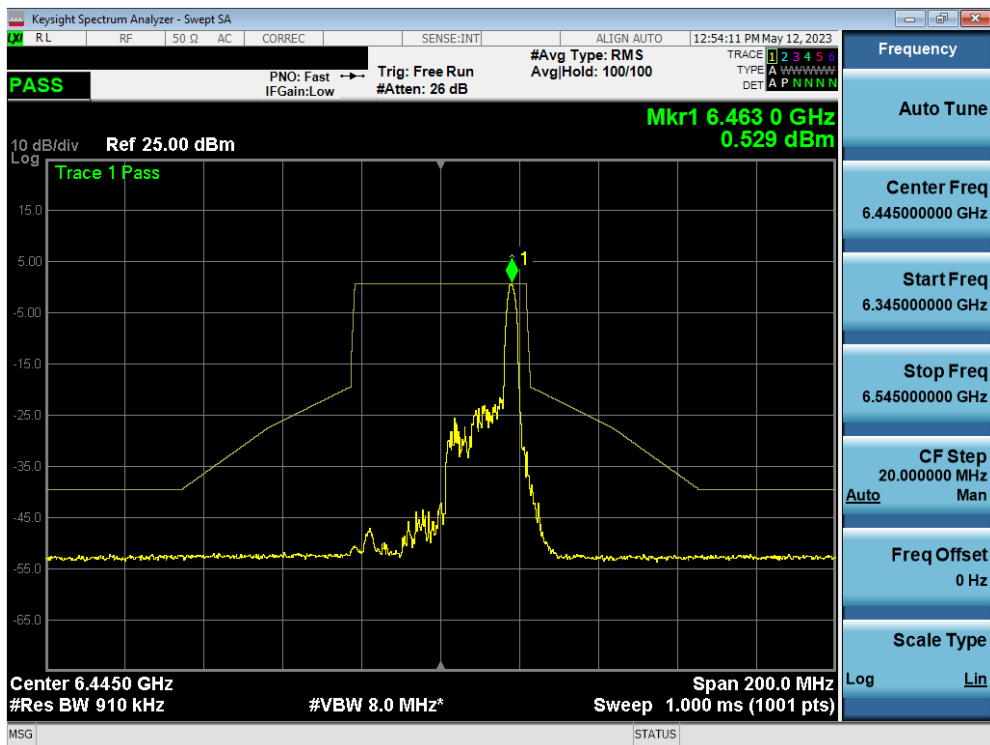


Plot 7-334. In-Band Emission Plot MIMO ANT1 (20MHz BW 802.11ax (26 Tones) (UNII Band 6) – Ch. 105)

FCC ID: A3LSMX910 IC: 649E-SMX910	MEASUREMENT REPORT		Approved by: Technical Manager
Test Report S/N: 1M2303200036-09.A3L	Test Dates: 04/03/2023 - 05/18/2023	EUT Type: Portable Tablet	Page 205 of 324

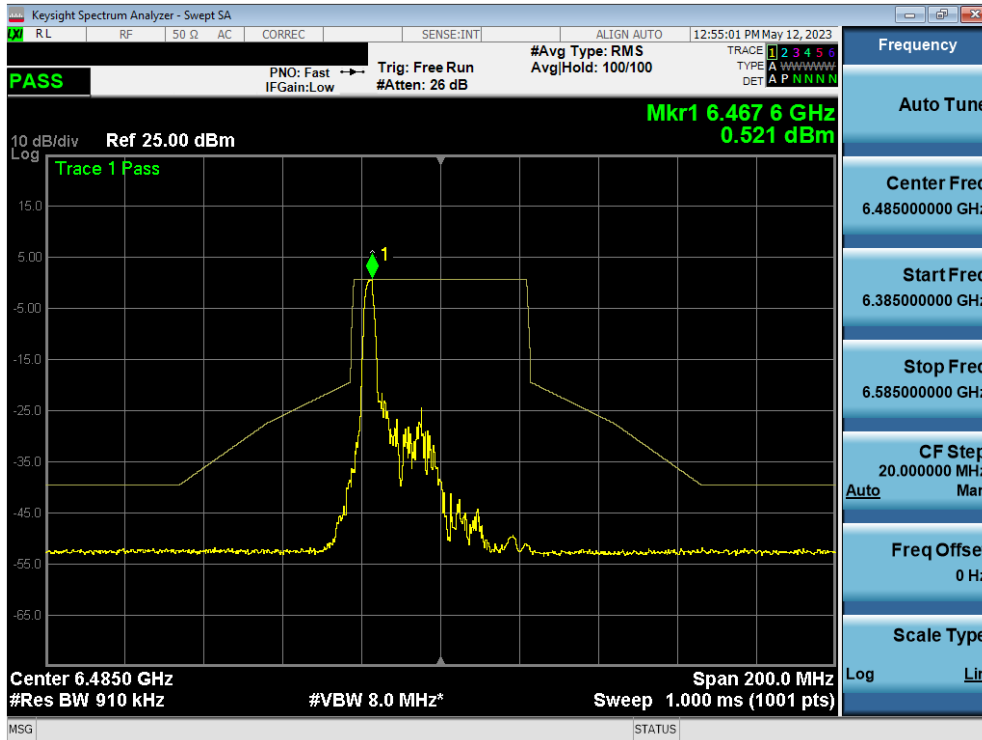


Plot 7-335. In-Band Emission Plot MIMO ANT1 (20MHz BW 802.11ax (26 Tones) (UNII Band 6) – Ch. 113)

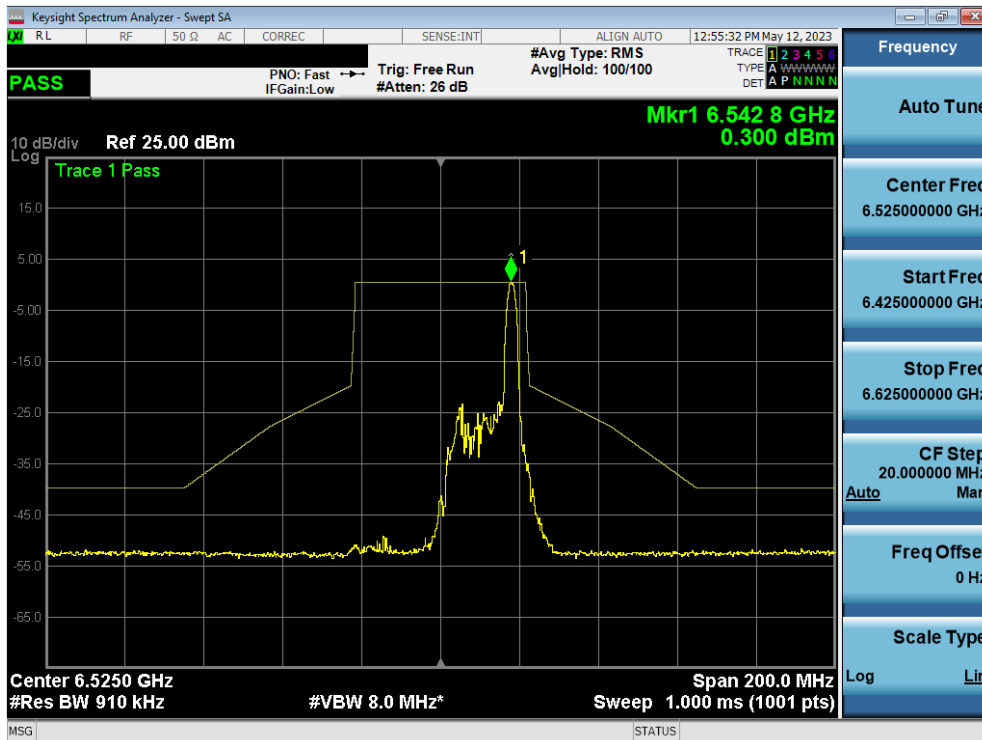


Plot 7-336. In-Band Emission Plot MIMO ANT1 (40MHz BW 802.11ax (26 Tones) (UNII Band 6) – Ch. 99)

FCC ID: A3LSMX910 IC: 649E-SMX910	MEASUREMENT REPORT		Approved by: Technical Manager
Test Report S/N: 1M2303200036-09.A3L	Test Dates: 04/03/2023 - 05/18/2023	EUT Type: Portable Tablet	Page 206 of 324

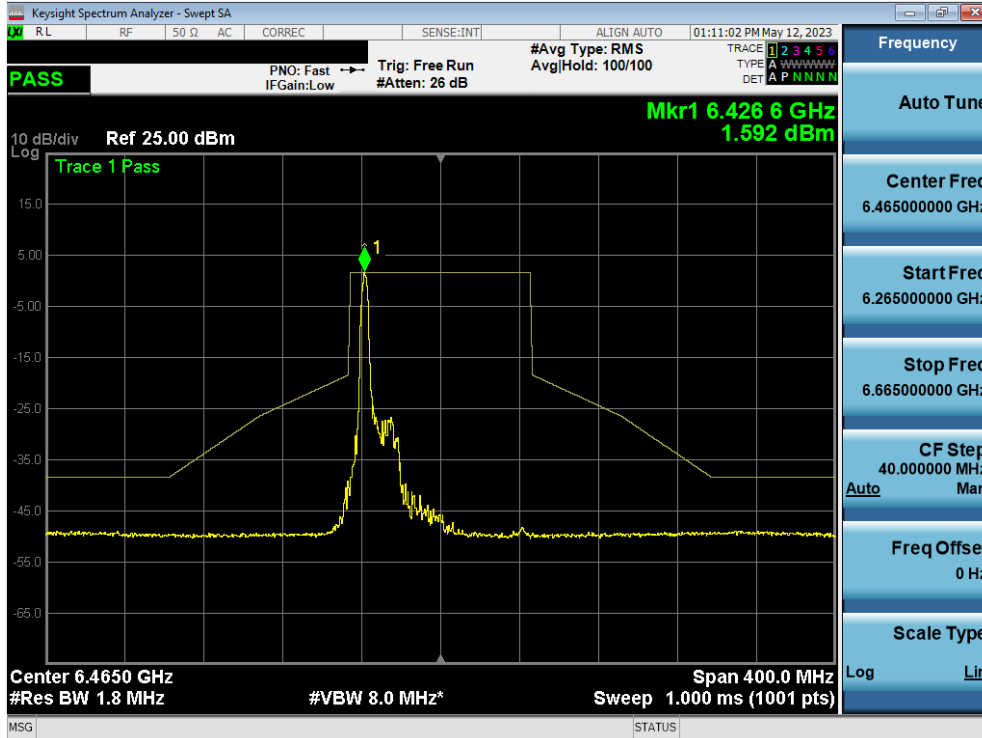


Plot 7-337. In-Band Emission Plot MIMO ANT1 (40MHz BW 802.11ax (26 Tones) (UNII Band 6) – Ch. 107)

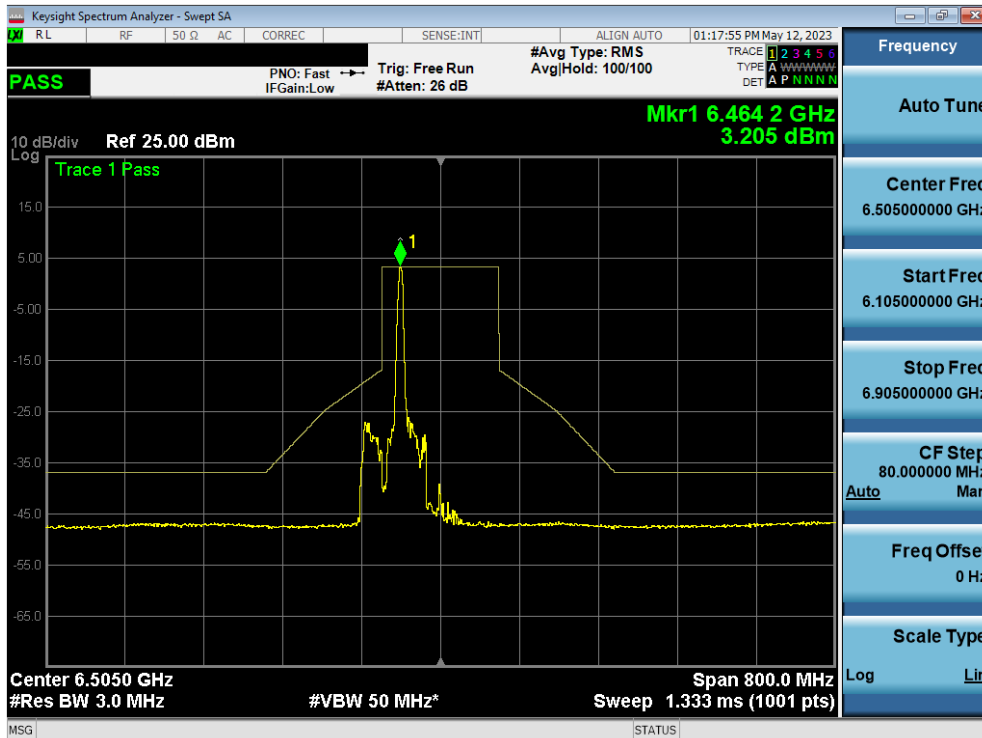


Plot 7-338. In-Band Emission Plot MIMO ANT1 (40MHz BW 802.11ax (26 Tones) (UNII Band 6) – Ch. 115)

FCC ID: A3LSMX910 IC: 649E-SMX910	MEASUREMENT REPORT		Approved by: Technical Manager
Test Report S/N: 1M2303200036-09.A3L	Test Dates: 04/03/2023 - 05/18/2023	EUT Type: Portable Tablet	Page 207 of 324



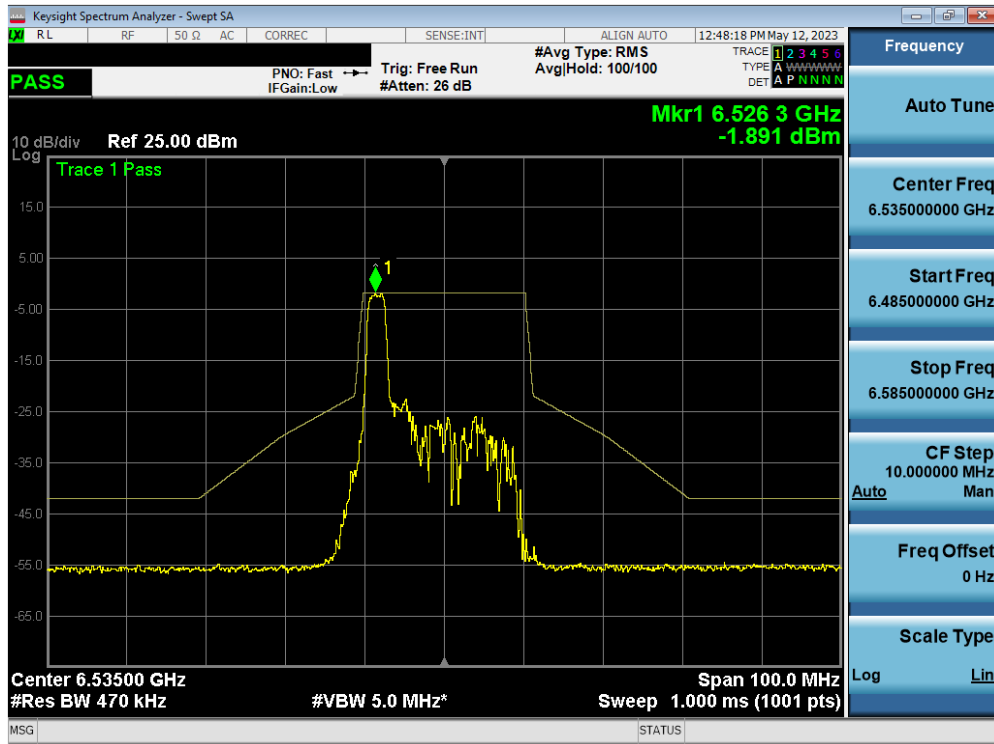
Plot 7-339. In-Band Emission Plot MIMO ANT1 (80MHz BW 802.11ax (26 Tones) (UNII Band 6) – Ch. 103)



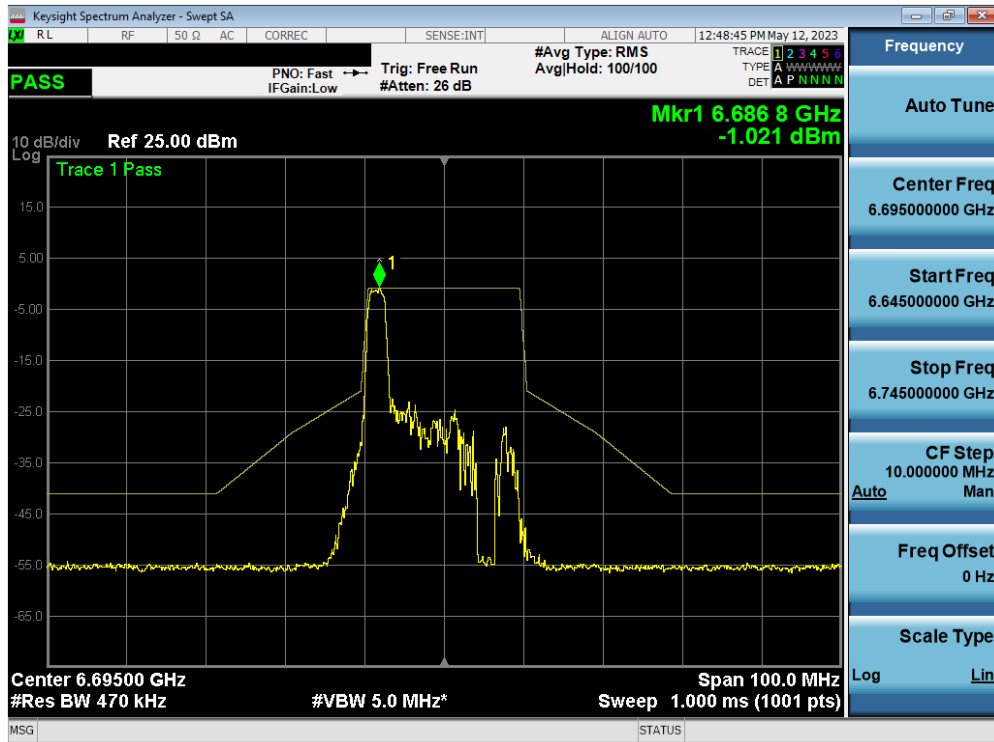
Plot 7-340. In-Band Emission Plot MIMO ANT1 (160MHz BW 802.11ax (26 Tones) (UNII Band 6) – Ch. 111)

FCC ID: A3LSMX910 IC: 649E-SMX910	MEASUREMENT REPORT		Approved by: Technical Manager
Test Report S/N: 1M2303200036-09.A3L	Test Dates: 04/03/2023 - 05/18/2023	EUT Type: Portable Tablet	Page 208 of 324

7.5.3 MIMO Antenna-1 In-Band Emission Measurements – (UNII Band 7 – Partial)

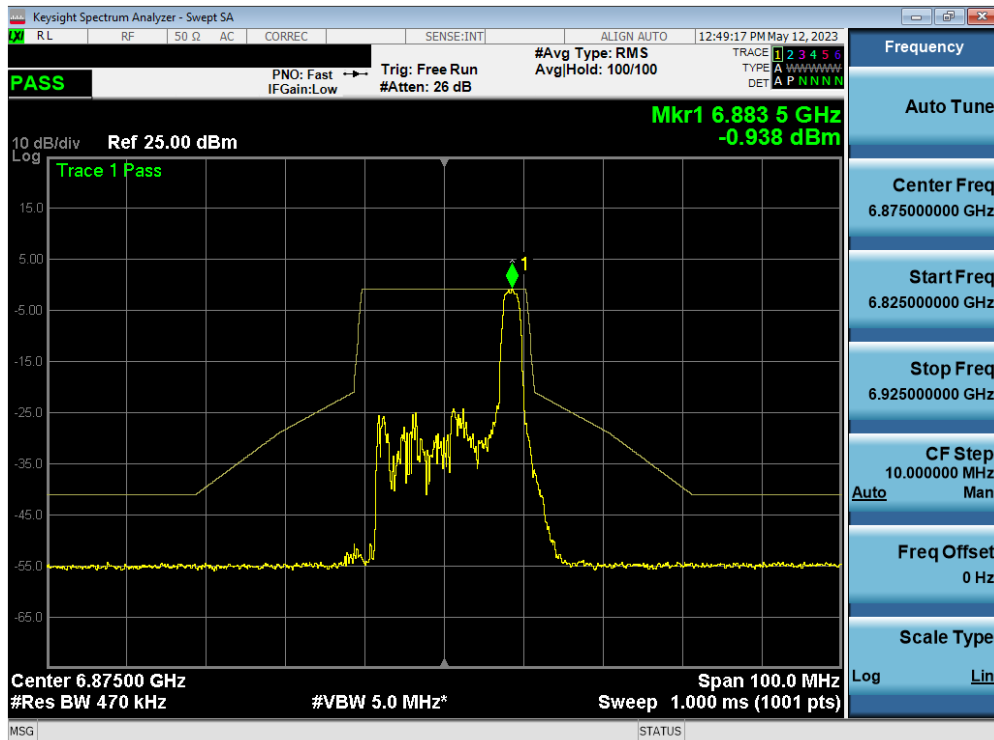


Plot 7-341. In-Band Emission Plot MIMO ANT1 (20MHz BW 802.11ax (26 Tones) (UNII Band 7) – Ch. 117)

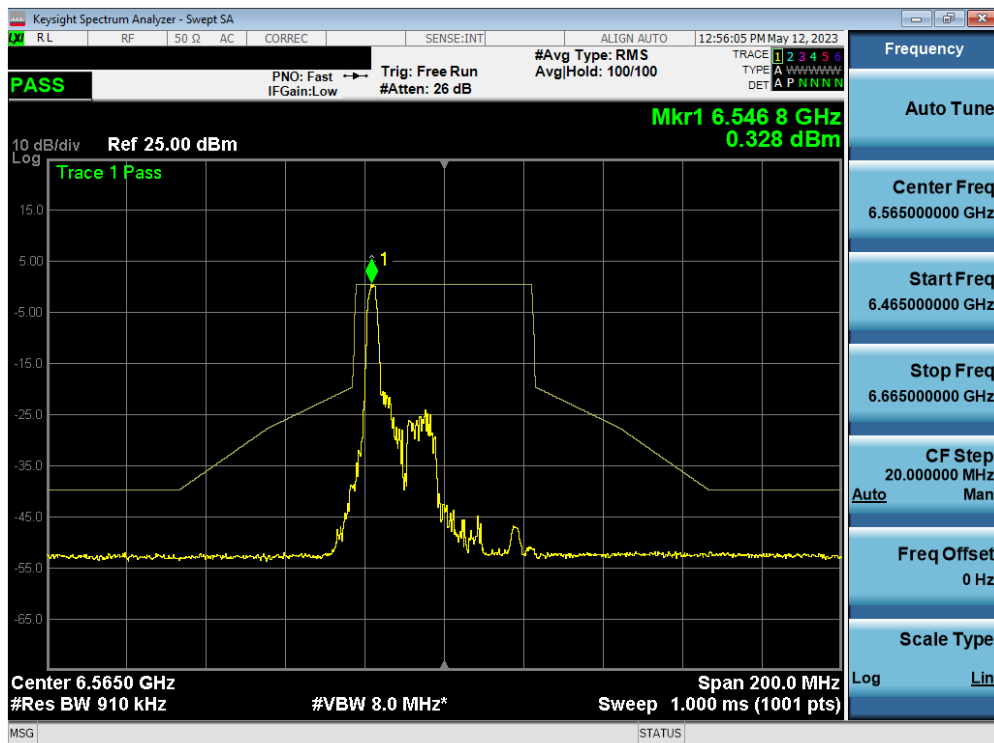


Plot 7-342. In-Band Emission Plot MIMO ANT1 (20MHz BW 802.11ax (26 Tones) (UNII Band 7) – Ch. 149)

FCC ID: A3LSMX910 IC: 649E-SMX910	MEASUREMENT REPORT		Approved by: Technical Manager
Test Report S/N: 1M2303200036-09.A3L	Test Dates: 04/03/2023 - 05/18/2023	EUT Type: Portable Tablet	Page 209 of 324



Plot 7-343. In-Band Emission Plot MIMO ANT1 (20MHz BW 802.11ax (26 Tones) (UNII Band 7) – Ch. 185)

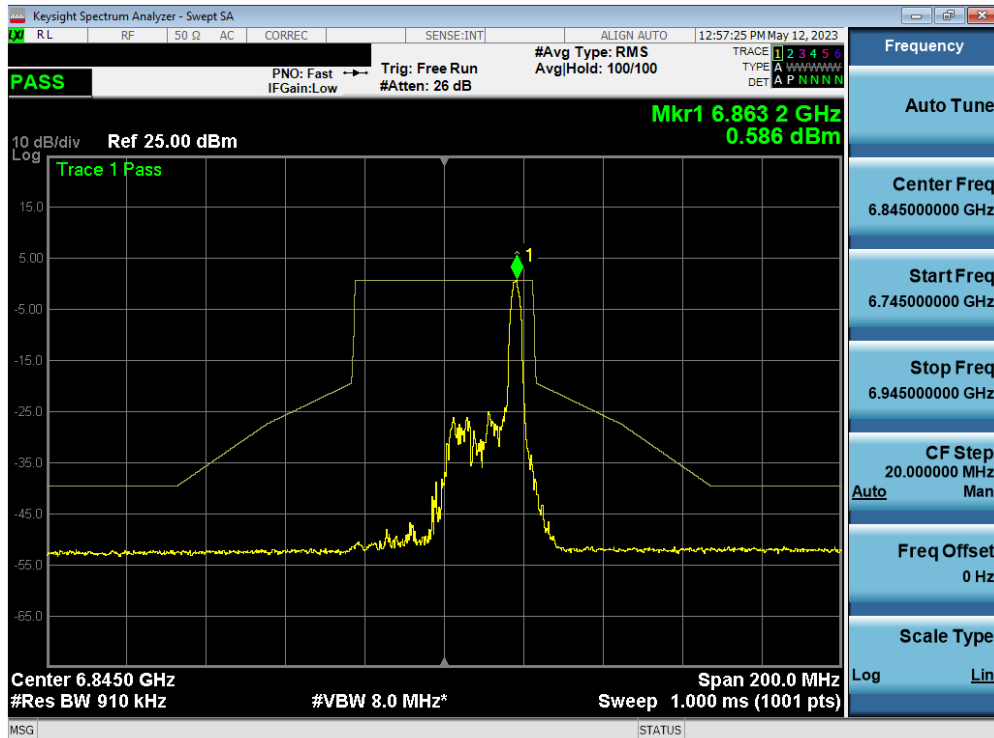


Plot 7-344. In-Band Emission Plot MIMO ANT1 (40MHz BW 802.11ax (26 Tones) (UNII Band 7) – Ch. 123)

FCC ID: A3LSMX910 IC: 649E-SMX910	MEASUREMENT REPORT		Approved by: Technical Manager
Test Report S/N: 1M2303200036-09.A3L	Test Dates: 04/03/2023 - 05/18/2023	EUT Type: Portable Tablet	Page 210 of 324

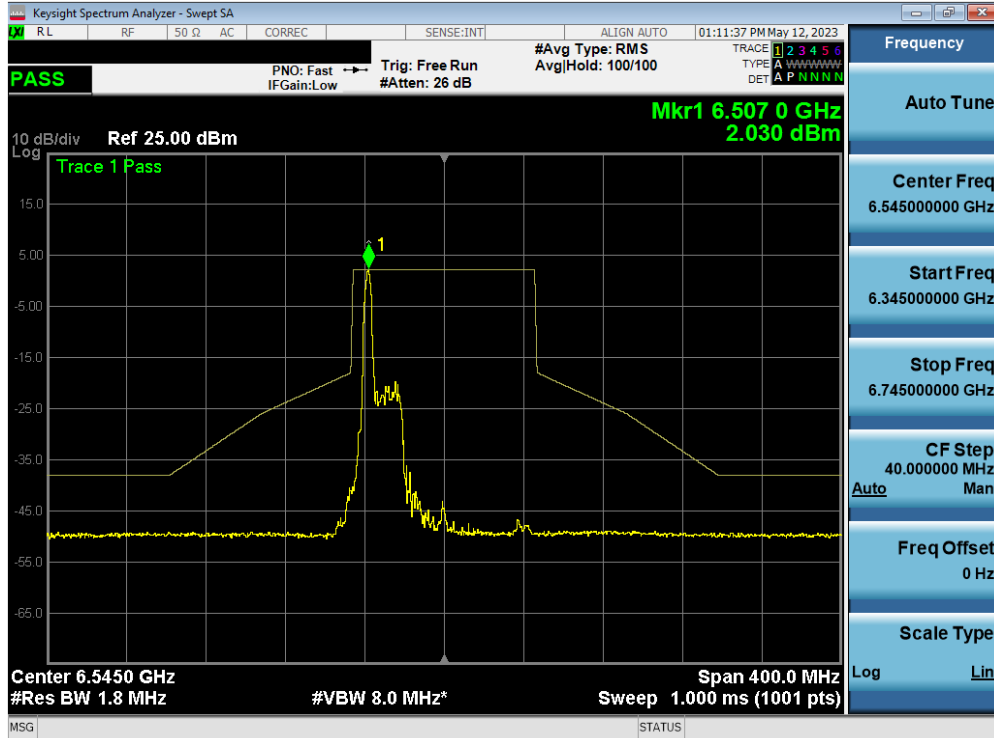


Plot 7-345. In-Band Emission Plot MIMO ANT1 (40MHz BW 802.11ax (26 Tones) (UNII Band 7) – Ch. 155)

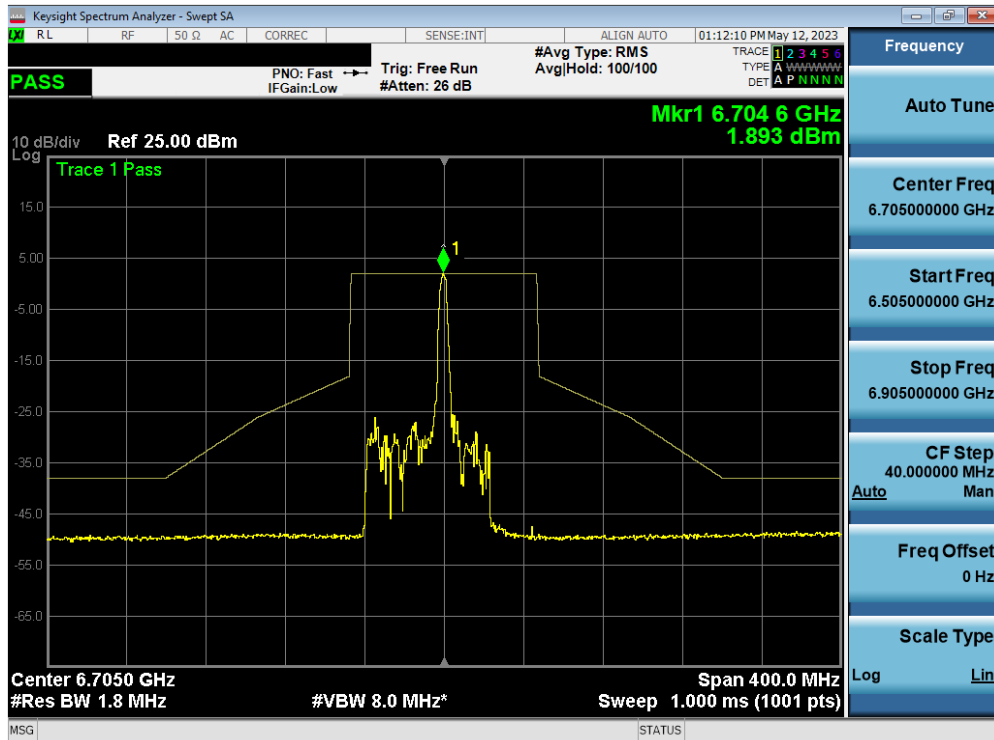


Plot 7-346. In-Band Emission Plot MIMO ANT1 (40MHz BW 802.11ax (26 Tones) (UNII Band 7) – Ch. 179)

FCC ID: A3LSMX910 IC: 649E-SMX910	MEASUREMENT REPORT		Approved by: Technical Manager
Test Report S/N: 1M2303200036-09.A3L	Test Dates: 04/03/2023 - 05/18/2023	EUT Type: Portable Tablet	Page 211 of 324

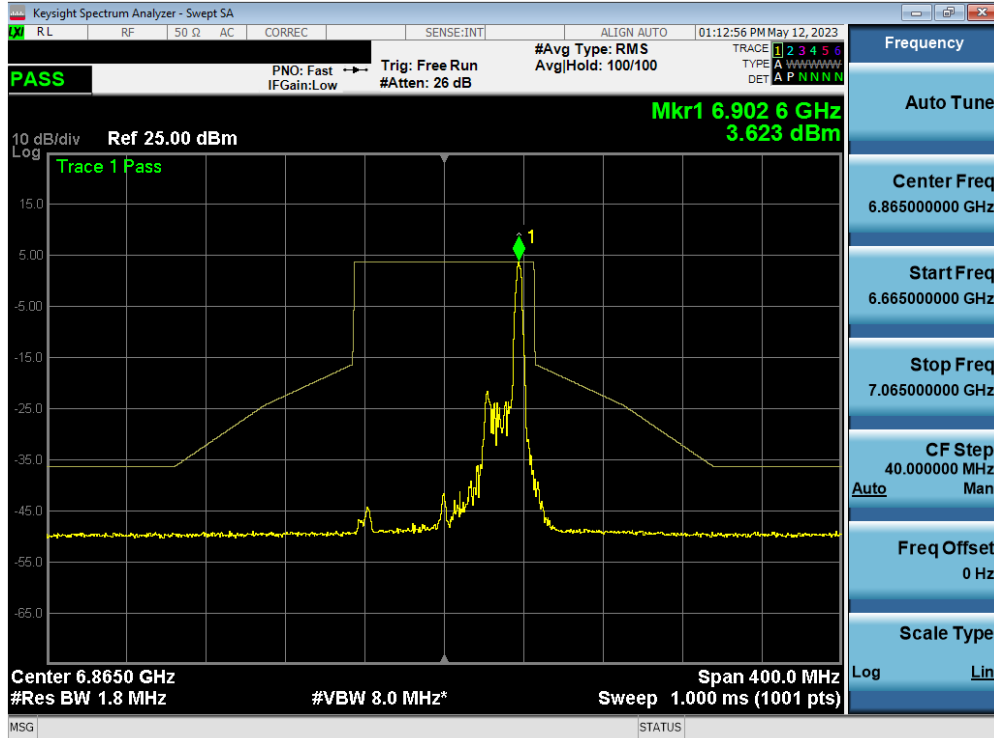


Plot 7-347. In-Band Emission Plot MIMO ANT1 (80MHz BW 802.11ax (26 Tones) (UNII Band 7) – Ch. 119)

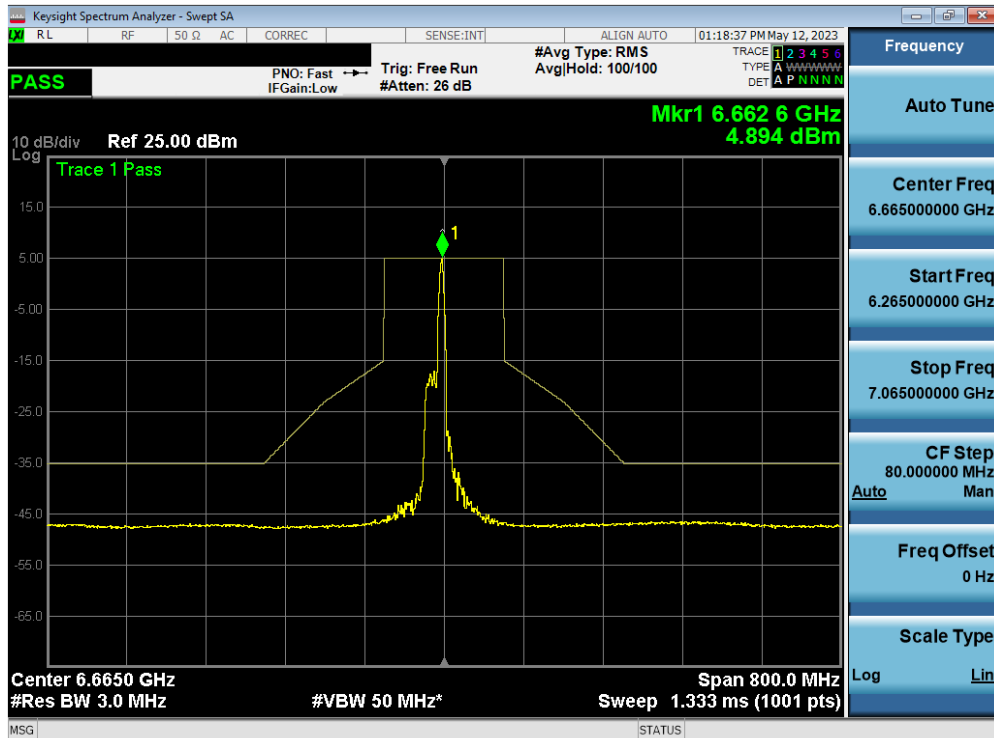


Plot 7-348. In-Band Emission Plot MIMO ANT1 (80MHz BW 802.11ax (26 Tones) (UNII Band 7) – Ch. 151)

FCC ID: A3LSMX910 IC: 649E-SMX910	MEASUREMENT REPORT		Approved by: Technical Manager
Test Report S/N: 1M2303200036-09.A3L	Test Dates: 04/03/2023 - 05/18/2023	EUT Type: Portable Tablet	Page 212 of 324

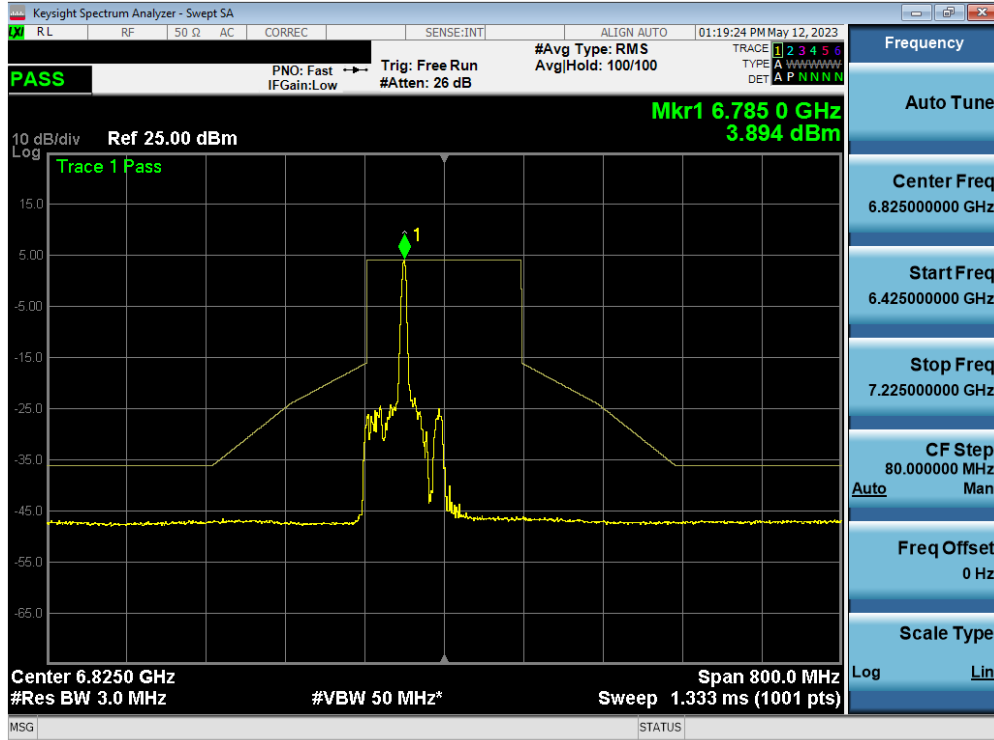


Plot 7-349. In-Band Emission Plot MIMO ANT1 (80MHz BW 802.11ax (26 Tones) (UNII Band 7) – Ch. 183)



Plot 7-350. In-Band Emission Plot MIMO ANT1 (160MHz BW 802.11ax (26 Tones) (UNII Band 7) – Ch. 143)

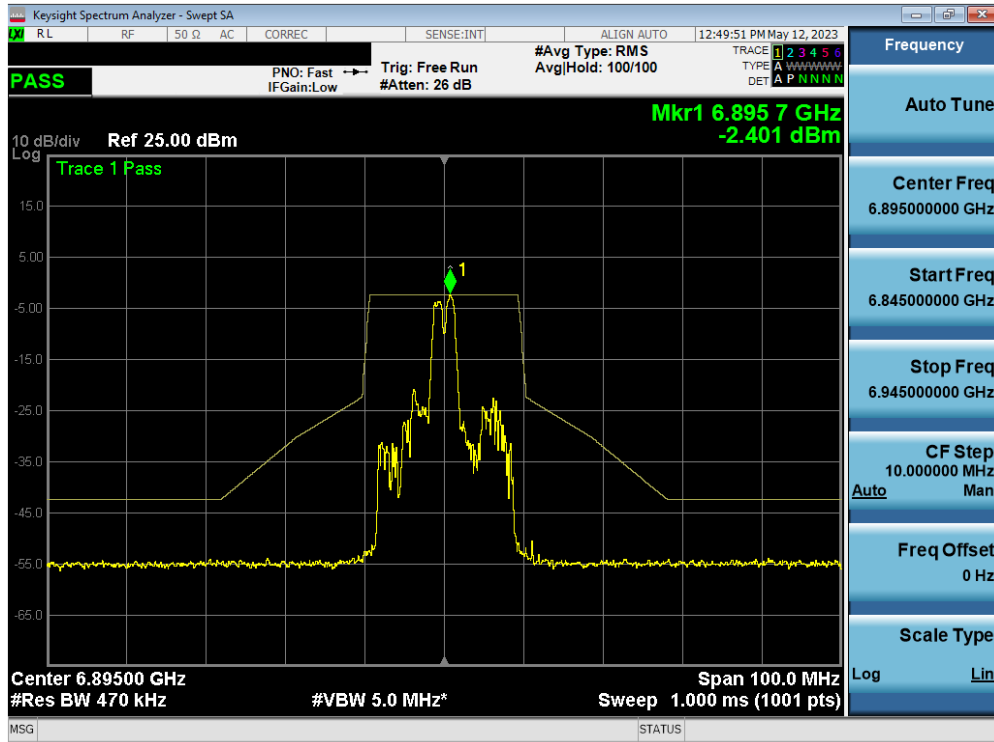
FCC ID: A3LSMX910 IC: 649E-SMX910	MEASUREMENT REPORT		Approved by: Technical Manager
Test Report S/N: 1M2303200036-09.A3L	Test Dates: 04/03/2023 - 05/18/2023	EUT Type: Portable Tablet	Page 213 of 324



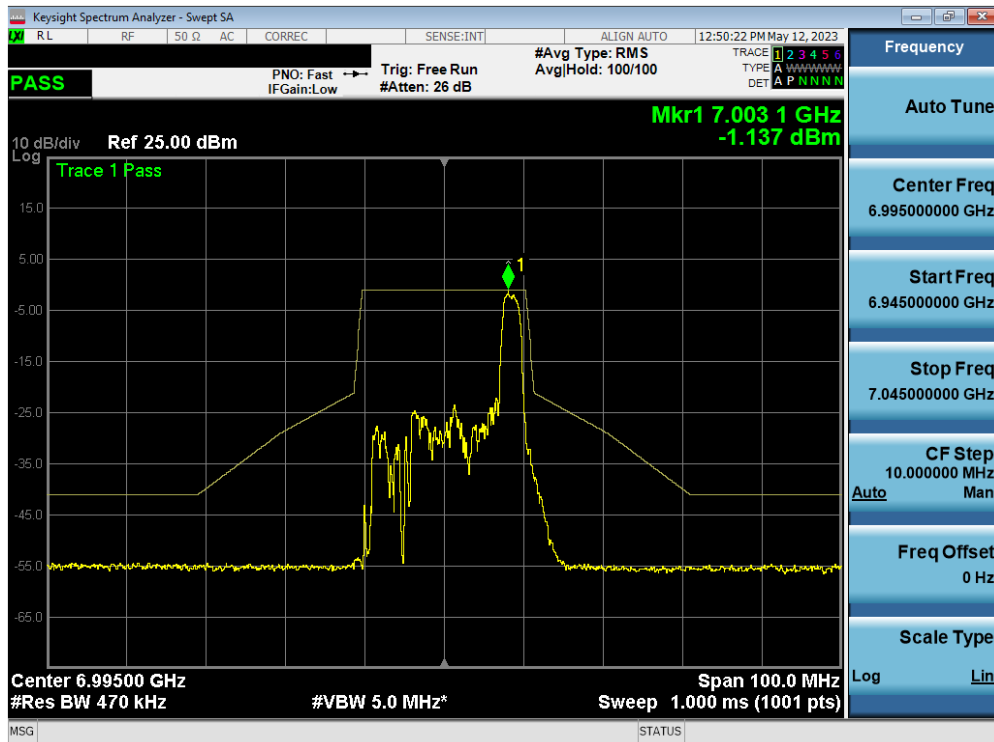
Plot 7-351. In-Band Emission Plot MIMO ANT1 (160MHz BW 802.11ax (26 Tones) (UNII Band 7) – Ch. 175)

FCC ID: A3LSMX910 IC: 649E-SMX910	MEASUREMENT REPORT		Approved by: Technical Manager
Test Report S/N: 1M2303200036-09.A3L	Test Dates: 04/03/2023 - 05/18/2023	EUT Type: Portable Tablet	Page 214 of 324

7.5.4 MIMO Antenna-1 In-Band Emission Measurements – (UNII Band 8 – Partial)

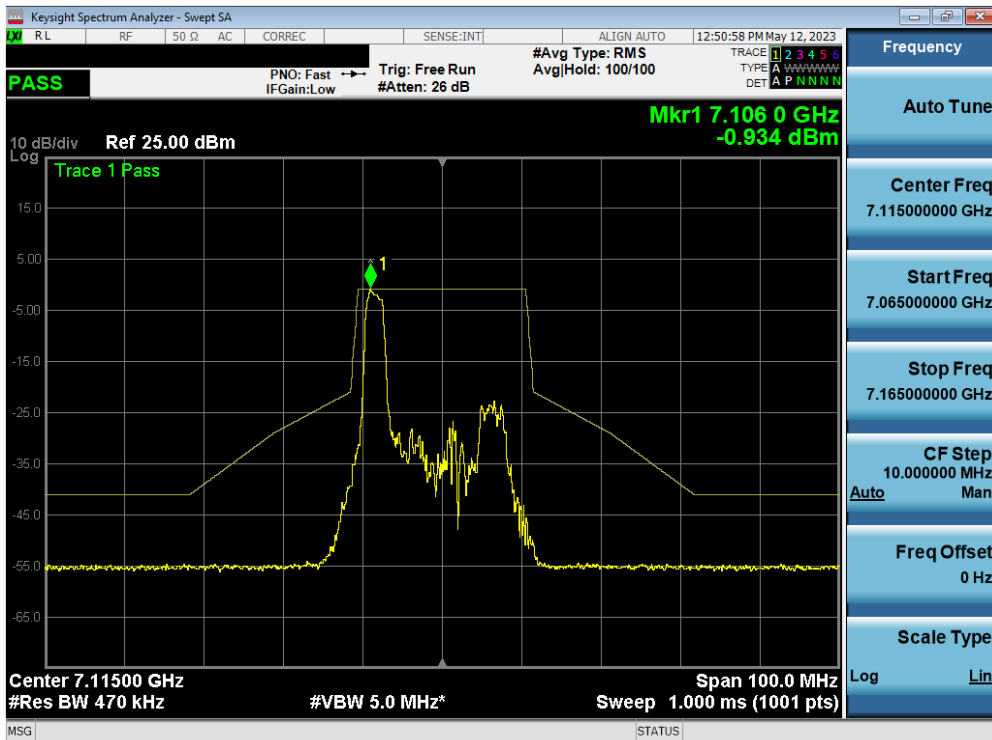


Plot 7-352. In-Band Emission Plot MIMO ANT1 (20MHz BW 802.11ax (26 Tones) (UNII Band 8) – Ch. 189)

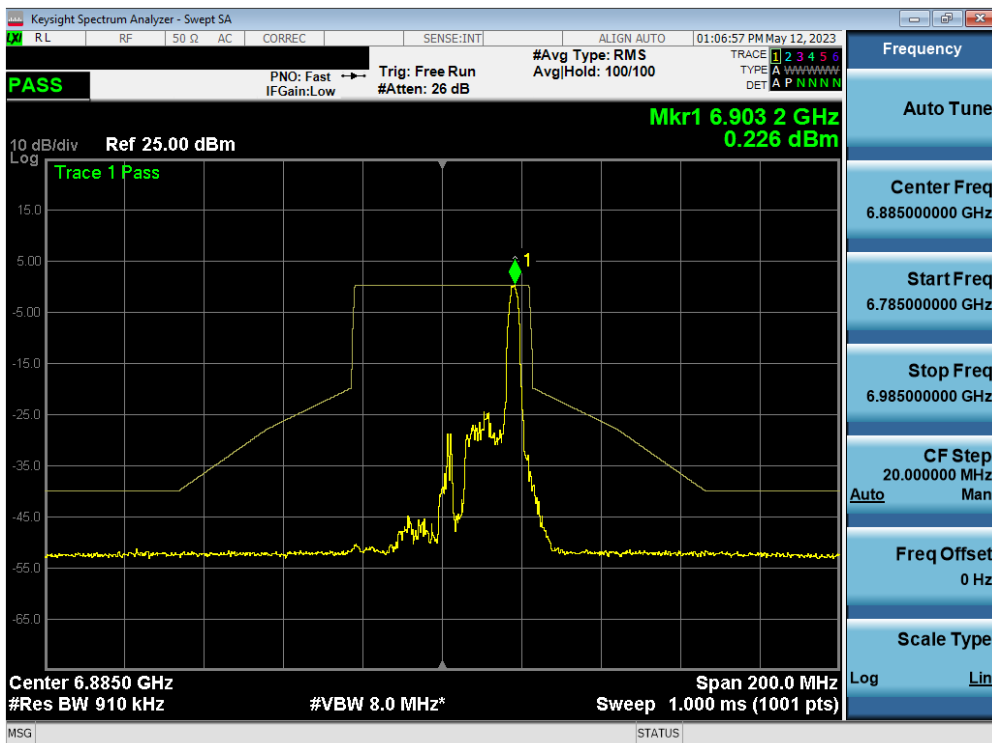


Plot 7-353. In-Band Emission Plot MIMO ANT1 (20MHz BW 802.11ax (26 Tones) (UNII Band 8) – Ch. 209)

FCC ID: A3LSMX910 IC: 649E-SMX910	MEASUREMENT REPORT		Approved by: Technical Manager
Test Report S/N: 1M2303200036-09.A3L	Test Dates: 04/03/2023 - 05/18/2023	EUT Type: Portable Tablet	Page 215 of 324

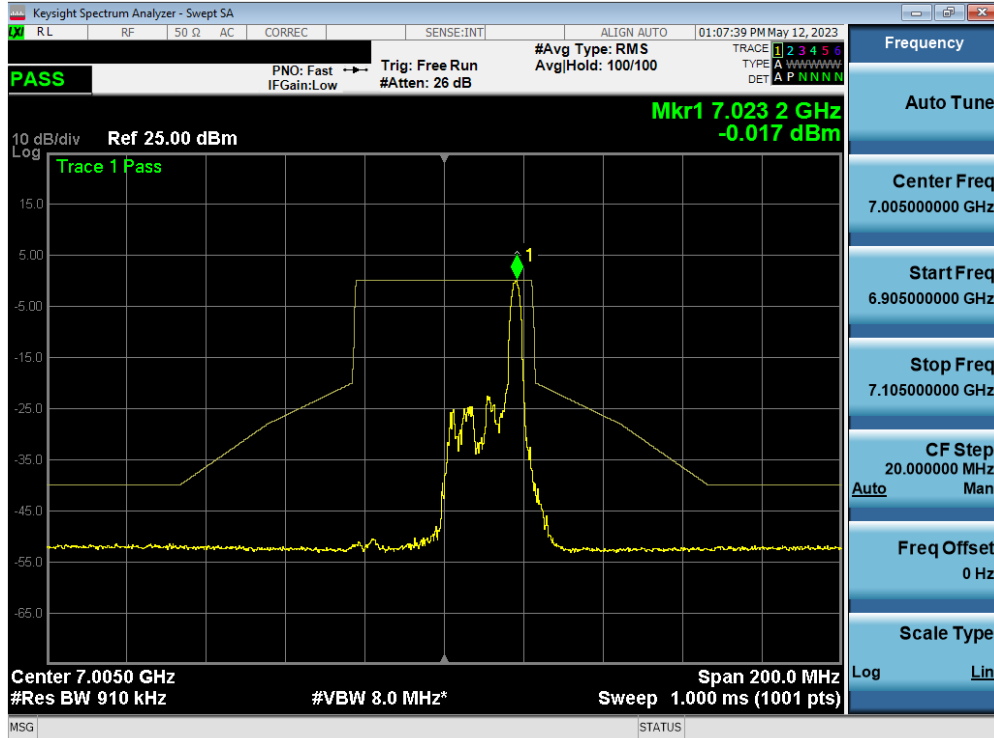


Plot 7-354. In-Band Emission Plot MIMO ANT1 (20MHz BW 802.11ax (26 Tones) (UNII Band 8) – Ch. 233)

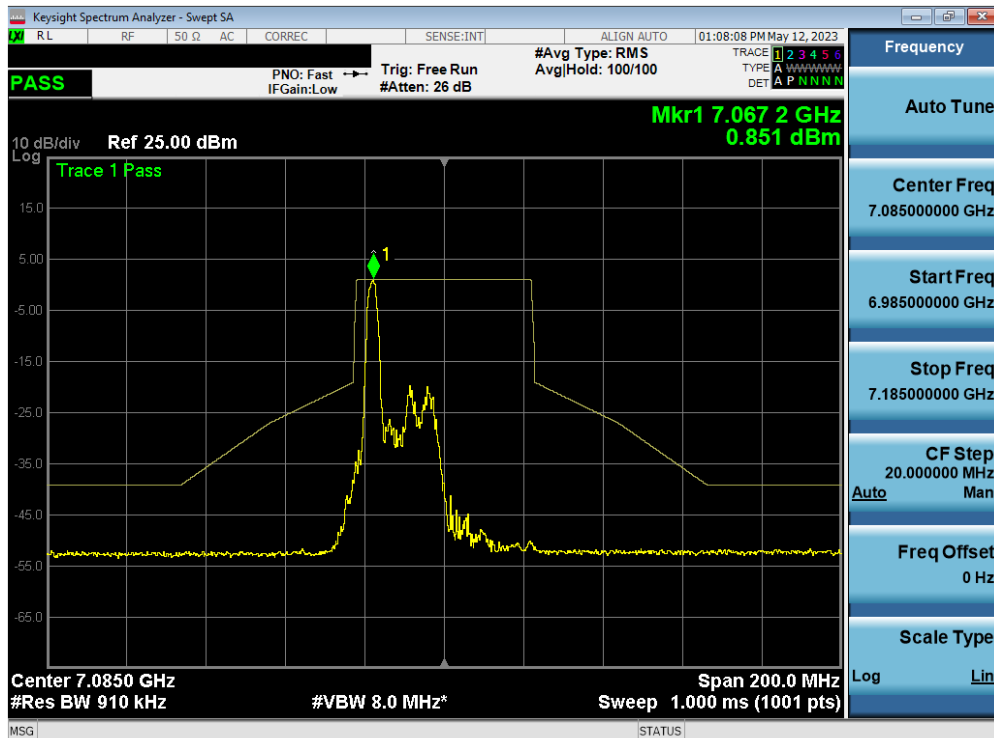


Plot 7-355. In-Band Emission Plot MIMO ANT1 (40MHz BW 802.11ax (26 Tones) (UNII Band 8) – Ch. 187)

FCC ID: A3LSMX910 IC: 649E-SMX910	MEASUREMENT REPORT		Approved by: Technical Manager
Test Report S/N: 1M2303200036-09.A3L	Test Dates: 04/03/2023 - 05/18/2023	EUT Type: Portable Tablet	Page 216 of 324



Plot 7-356. In-Band Emission Plot MIMO ANT1 (40MHz BW 802.11ax (26 Tones) (UNII Band 8) – Ch. 211)

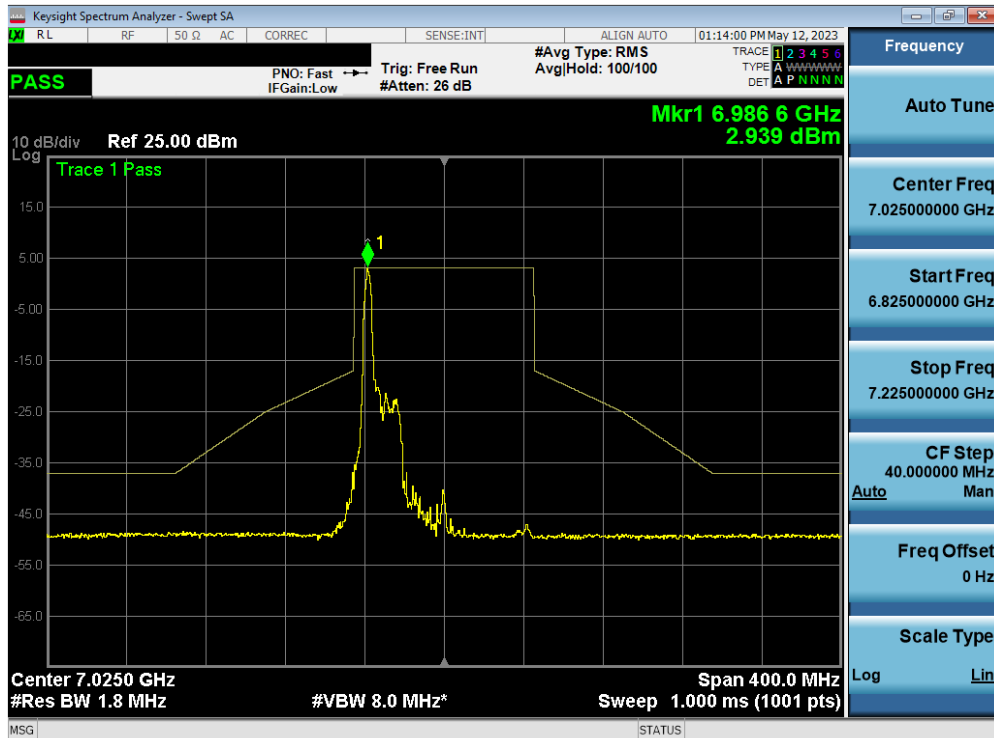


Plot 7-357. In-Band Emission Plot MIMO ANT1 (40MHz BW 802.11ax (26 Tones) (UNII Band 8) – Ch. 227)

FCC ID: A3LSMX910 IC: 649E-SMX910	MEASUREMENT REPORT		Approved by: Technical Manager
Test Report S/N: 1M2303200036-09.A3L	Test Dates: 04/03/2023 - 05/18/2023	EUT Type: Portable Tablet	Page 217 of 324

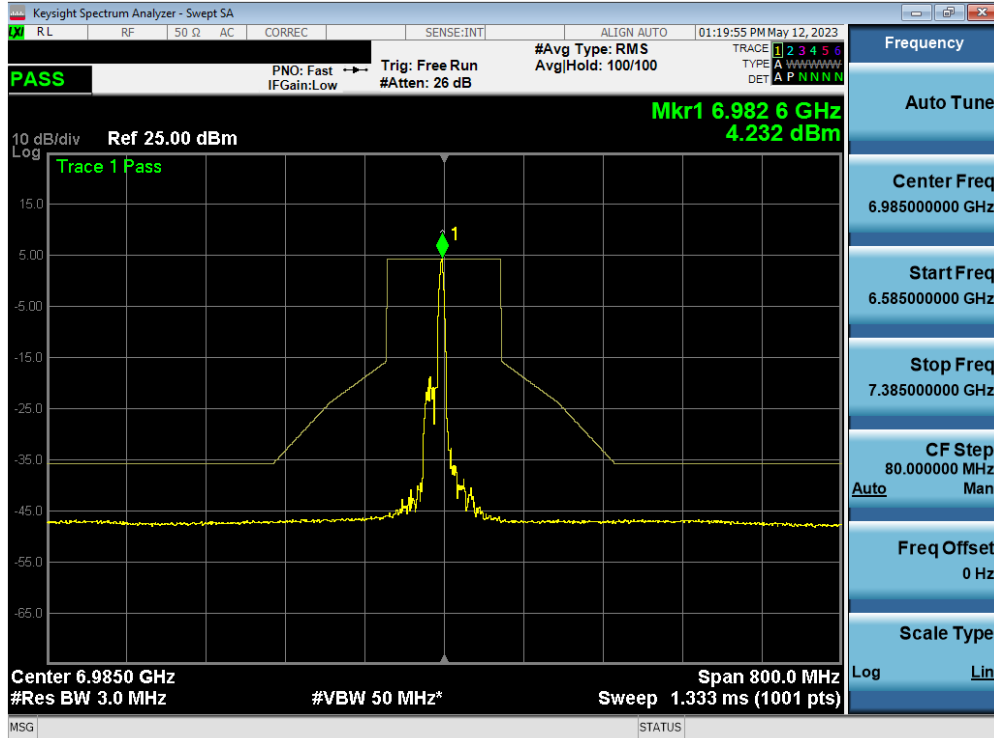


Plot 7-358. In-Band Emission Plot MIMO ANT1 (80MHz BW 802.11ax (26 Tones) (UNII Band 8) – Ch. 199)



Plot 7-359. In-Band Emission Plot MIMO ANT1 (80MHz BW 802.11ax (26 Tones) (UNII Band 8) – Ch. 215)

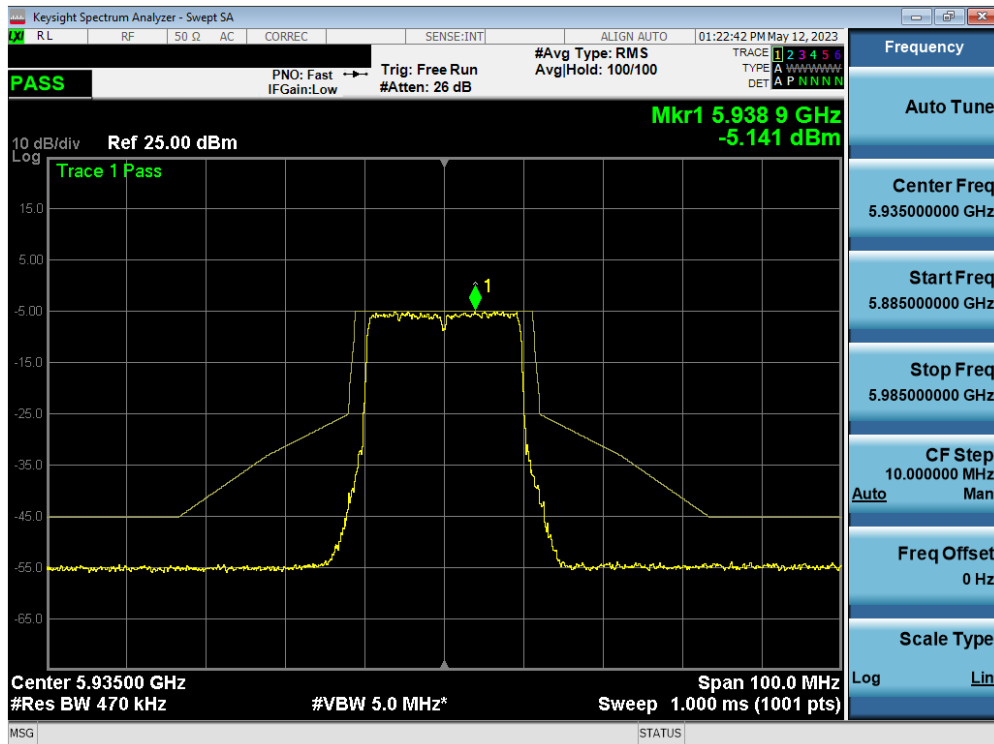
FCC ID: A3LSMX910 IC: 649E-SMX910	MEASUREMENT REPORT		Approved by: Technical Manager
Test Report S/N: 1M2303200036-09.A3L	Test Dates: 04/03/2023 - 05/18/2023	EUT Type: Portable Tablet	Page 218 of 324



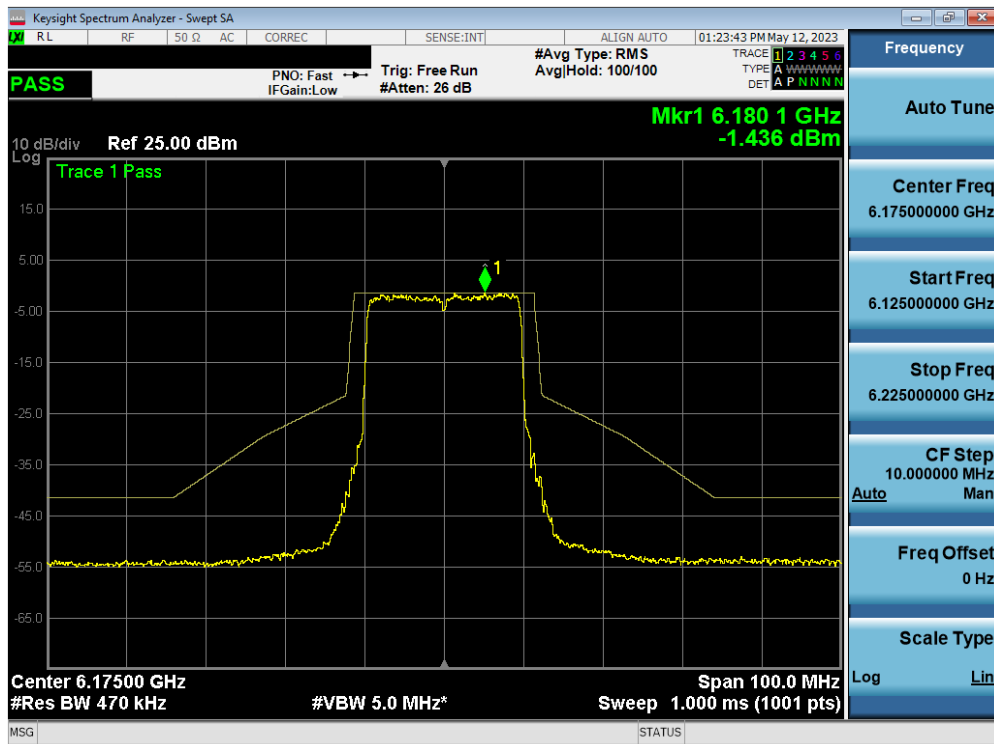
Plot 7-360. In-Band Emission Plot MIMO ANT1 (160MHz BW 802.11ax (26 Tones) (UNII Band 8) – Ch. 207)

FCC ID: A3LSMX910 IC: 649E-SMX910	MEASUREMENT REPORT		Approved by: Technical Manager
Test Report S/N: 1M2303200036-09.A3L	Test Dates: 04/03/2023 - 05/18/2023	EUT Type: Portable Tablet	Page 219 of 324

7.5.5 MIMO Antenna-1 In-Band Emission Measurements – (UNII Band 5 – Full)

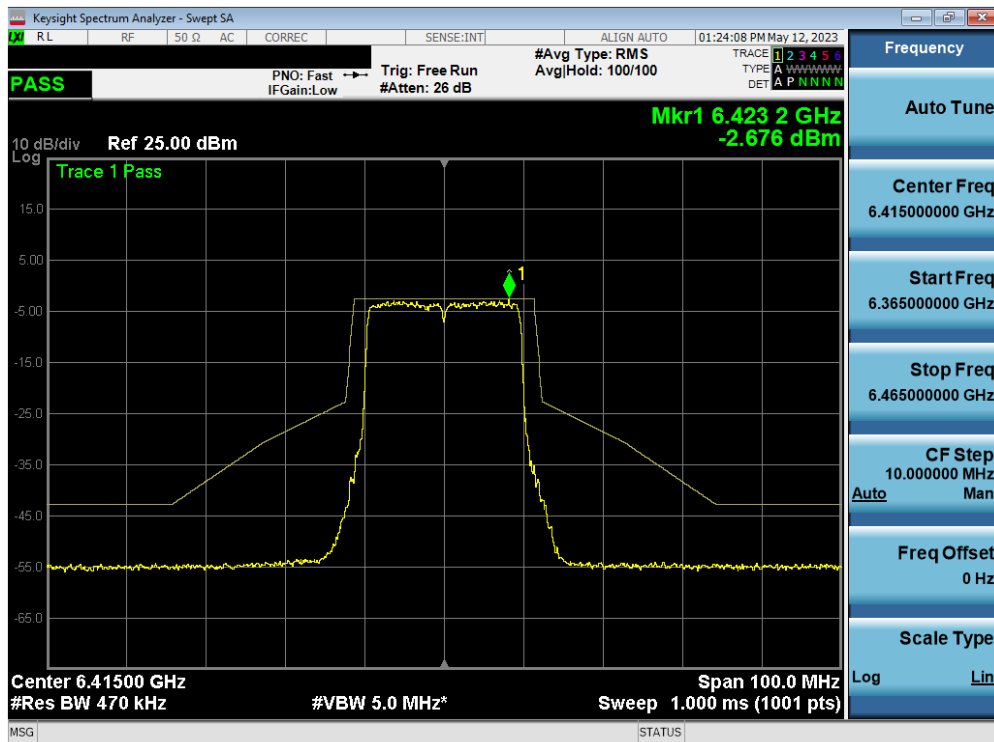


Plot 7-361. In-Band Emission Plot MIMO ANT1 (20MHz BW 802.11ax (Full Tone) UNII Band 5) – Ch. 2

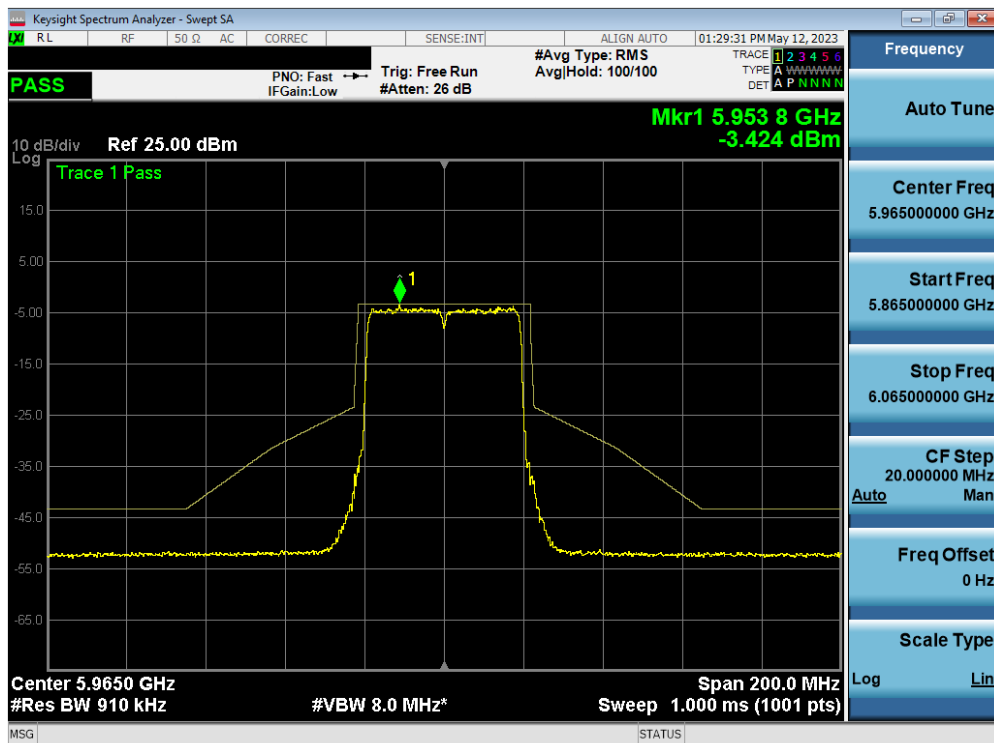


Plot 7-362. In-Band Emission Plot MIMO ANT1 (20MHz BW 802.11ax (Full Tone) (UNII Band 5) – Ch. 45)

FCC ID: A3LSMX910 IC: 649E-SMX910	MEASUREMENT REPORT		Approved by: Technical Manager
Test Report S/N: 1M2303200036-09.A3L	Test Dates: 04/03/2023 - 05/18/2023	EUT Type: Portable Tablet	Page 220 of 324

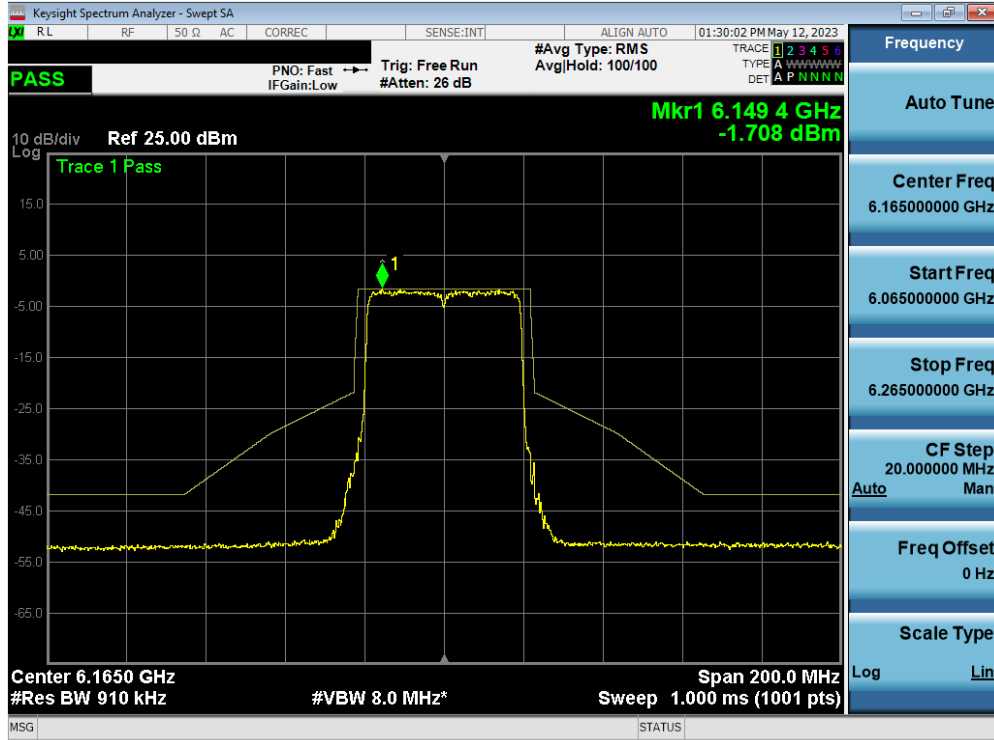


Plot 7-363. In-Band Emission Plot MIMO ANT1 (20MHz BW 802.11ax (Full Tone) UNII Band 5) – Ch. 93)

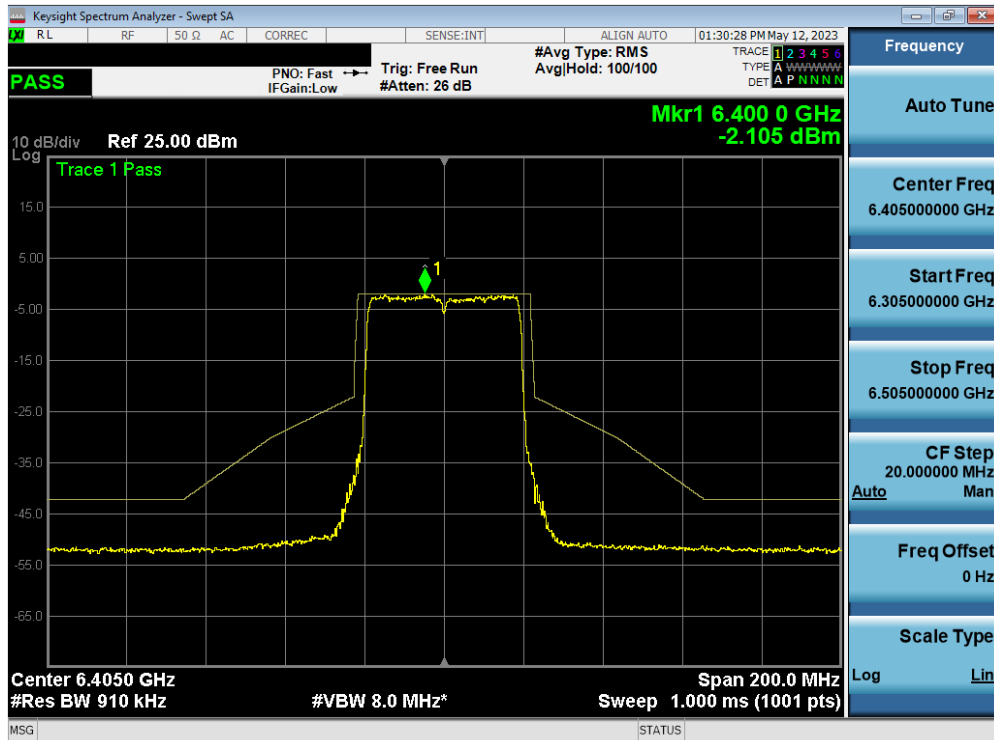


Plot 7-364. In-Band Emission Plot MIMO ANT1 (40MHz BW 802.11ax (Full Tone) (UNII Band 5) – Ch. 3)

FCC ID: A3LSMX910 IC: 649E-SMX910	MEASUREMENT REPORT		Approved by: Technical Manager
Test Report S/N: 1M2303200036-09.A3L	Test Dates: 04/03/2023 - 05/18/2023	EUT Type: Portable Tablet	Page 221 of 324

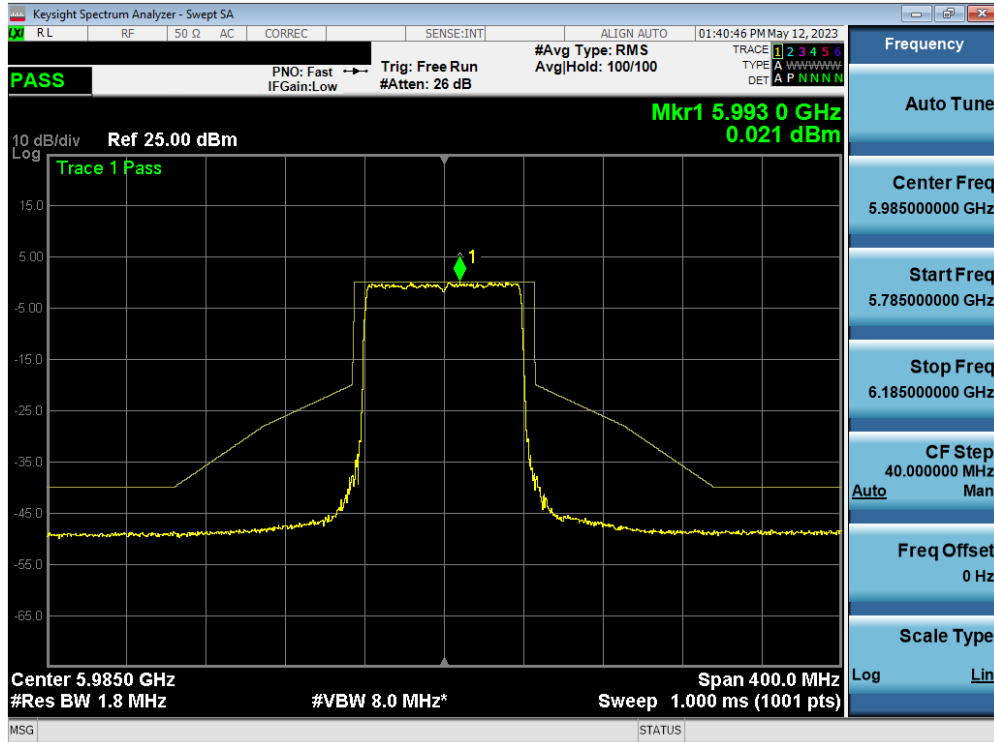


Plot 7-365. In-Band Emission Plot MIMO ANT1 (40MHz BW 802.11ax (Full Tone) (UNII Band 5) – Ch. 43)

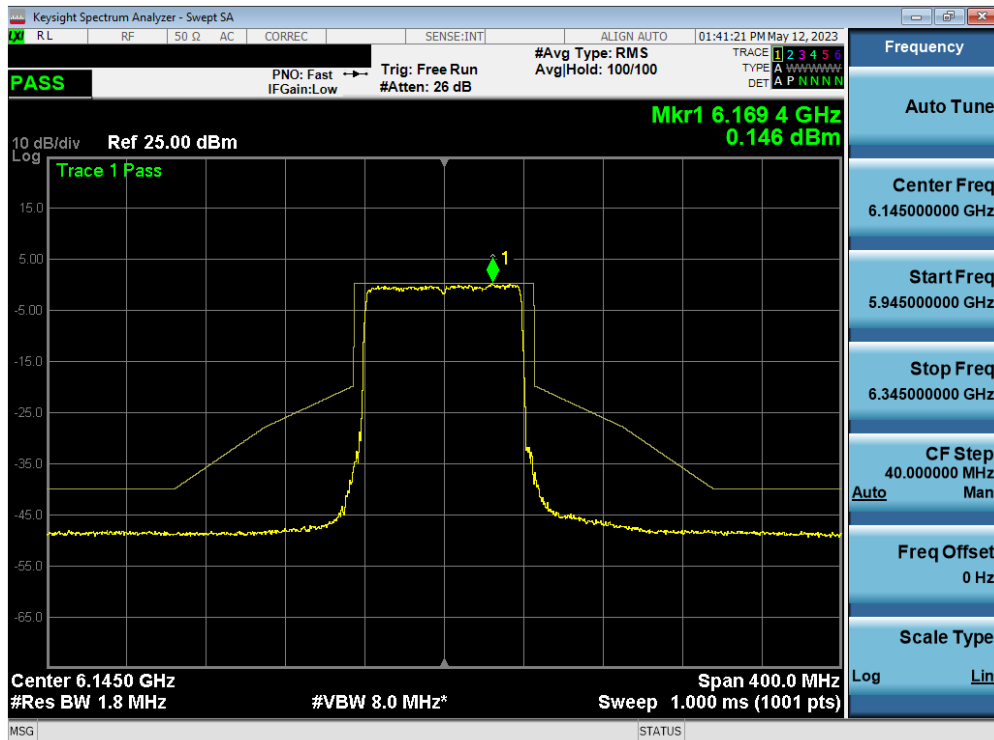


Plot 7-366. In-Band Emission Plot MIMO ANT1 (40MHz BW 802.11ax (Full Tone) (UNII Band 5) – Ch. 91)

FCC ID: A3LSMX910 IC: 649E-SMX910	MEASUREMENT REPORT		Approved by: Technical Manager
Test Report S/N: 1M2303200036-09.A3L	Test Dates: 04/03/2023 - 05/18/2023	EUT Type: Portable Tablet	Page 222 of 324

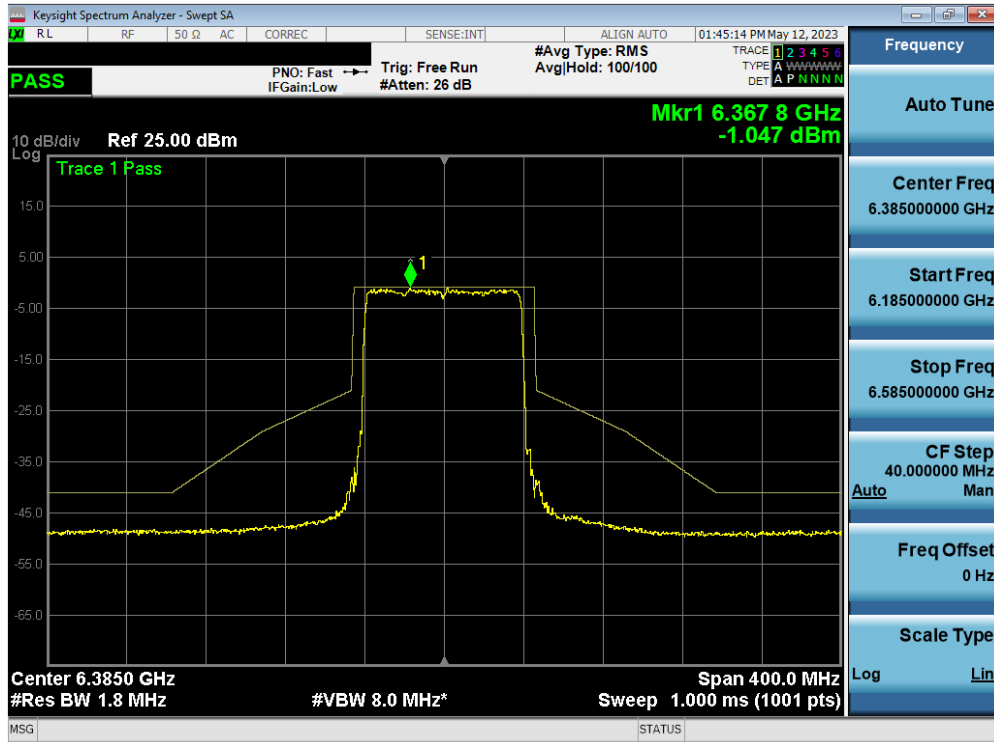


Plot 7-367. In-Band Emission Plot MIMO ANT1 (80MHz BW 802.11ax (Full Tone) (UNII Band 5) – Ch. 7)

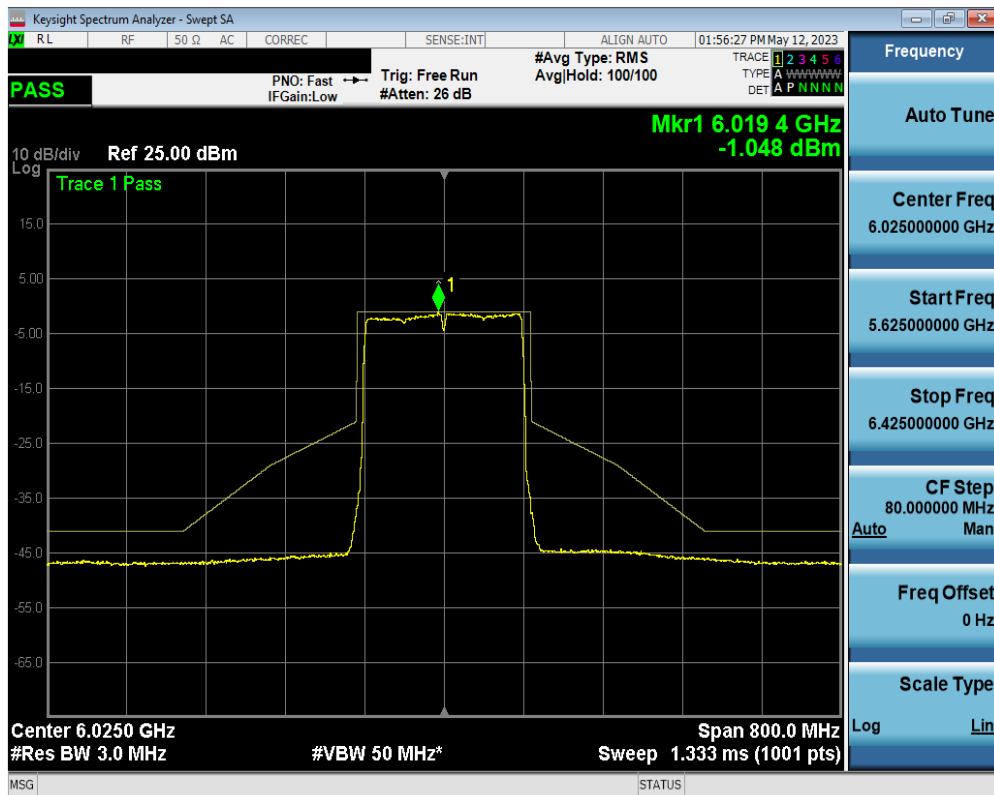


Plot 7-368. In-Band Emission Plot MIMO ANT1 (80MHz BW 802.11ax (Full Tone) (UNII Band 5) – Ch. 39)

FCC ID: A3LSMX910 IC: 649E-SMX910	MEASUREMENT REPORT		Approved by: Technical Manager
Test Report S/N: 1M2303200036-09.A3L	Test Dates: 04/03/2023 - 05/18/2023	EUT Type: Portable Tablet	Page 223 of 324

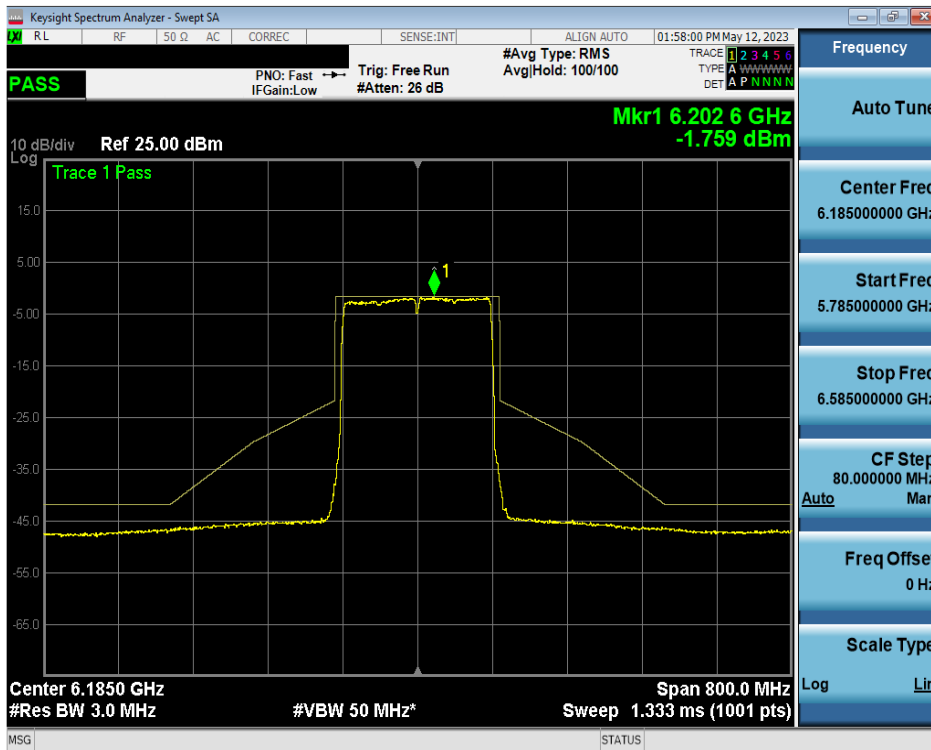


Plot 7-369. In-Band Emission Plot MIMO ANT1 (80MHz BW 802.11ax (Full Tone) (UNII Band 5) – Ch. 87)

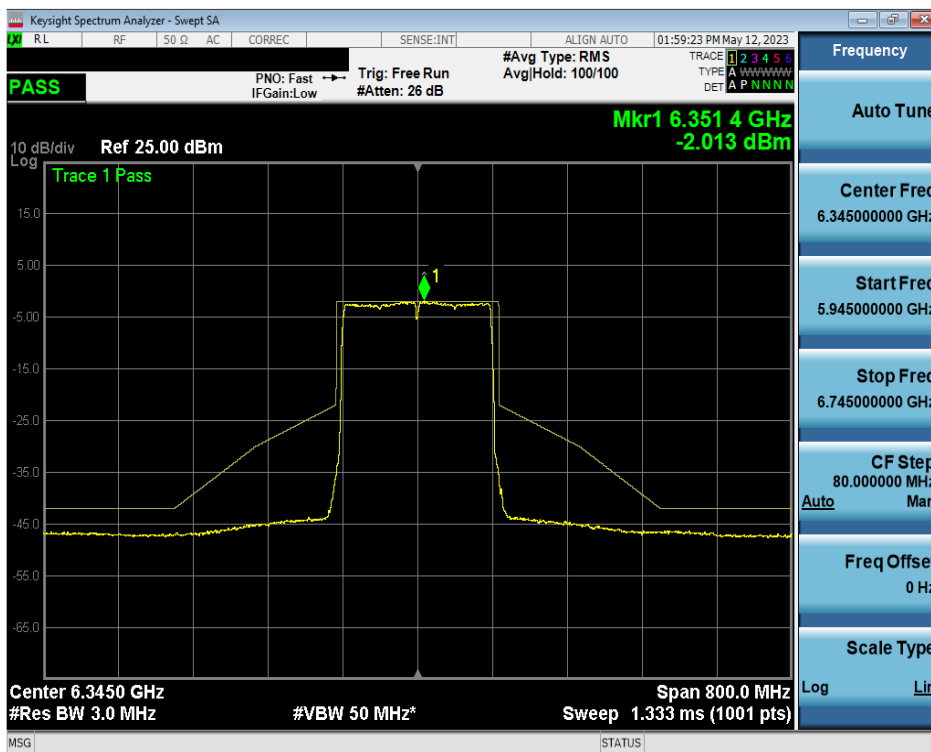


Plot 7-370. In-Band Emission Plot MIMO ANT1 (160MHz BW 802.11ax (Full Tone) (UNII Band 5) – Ch. 15)

FCC ID: A3LSMX910 IC: 649E-SMX910	MEASUREMENT REPORT		Approved by: Technical Manager
Test Report S/N: 1M2303200036-09.A3L	Test Dates: 04/03/2023 - 05/18/2023	EUT Type: Portable Tablet	Page 224 of 324



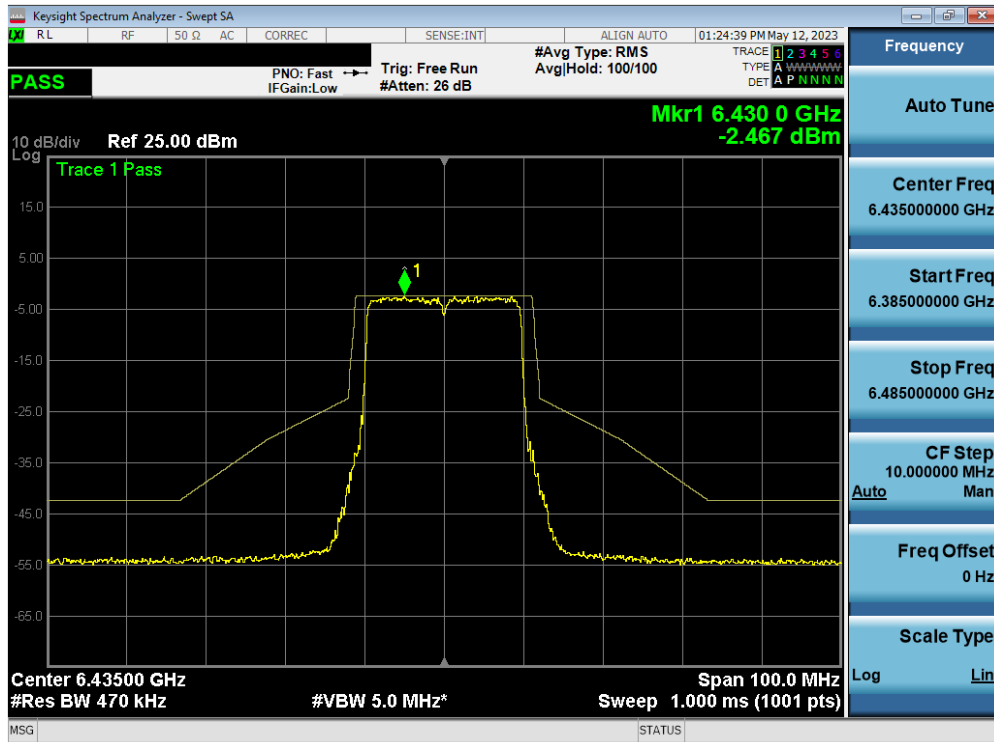
Plot 7-371. In-Band Emission Plot MIMO ANT1 160MHz BW 802.11ax (Full Tone) (UNII Band 5) – Ch. 47)



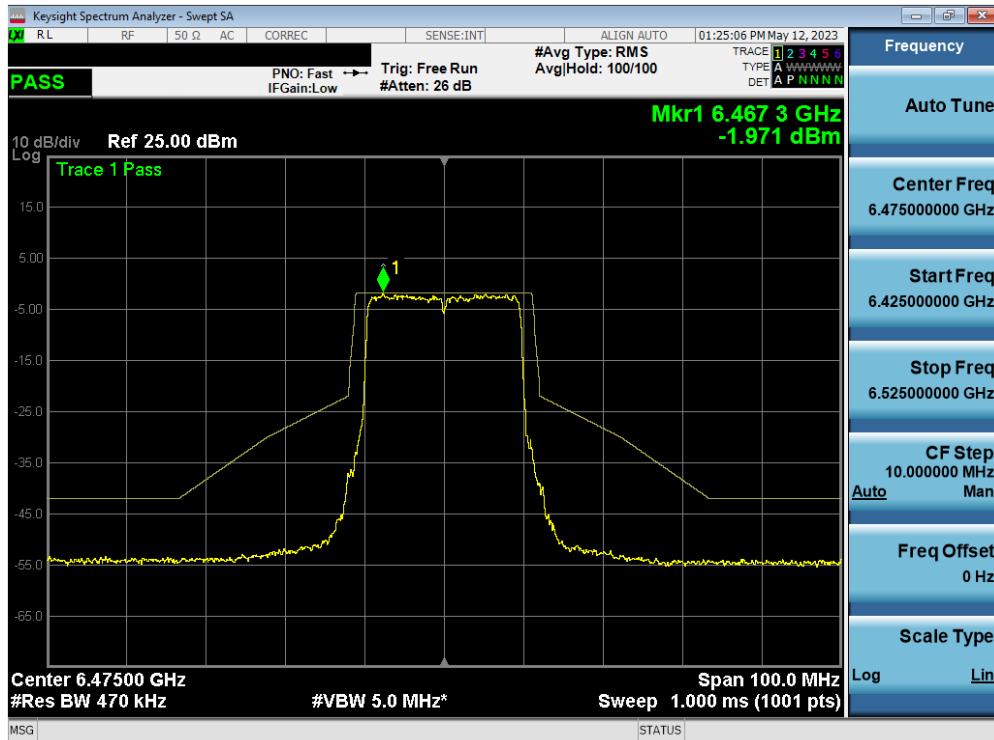
Plot 7-372. In-Band Emission Plot MIMO ANT1 (160MHz BW 802.11ax (Full Tone) (UNII Band 5) – Ch. 79)

FCC ID: A3LSMX910 IC: 649E-SMX910	MEASUREMENT REPORT		Approved by: Technical Manager
Test Report S/N: 1M2303200036-09.A3L	Test Dates: 04/03/2023 - 05/18/2023	EUT Type: Portable Tablet	Page 225 of 324

7.5.6 MIMO Antenna-1 In-Band Emission Measurements – (UNII Band 6 – Full)

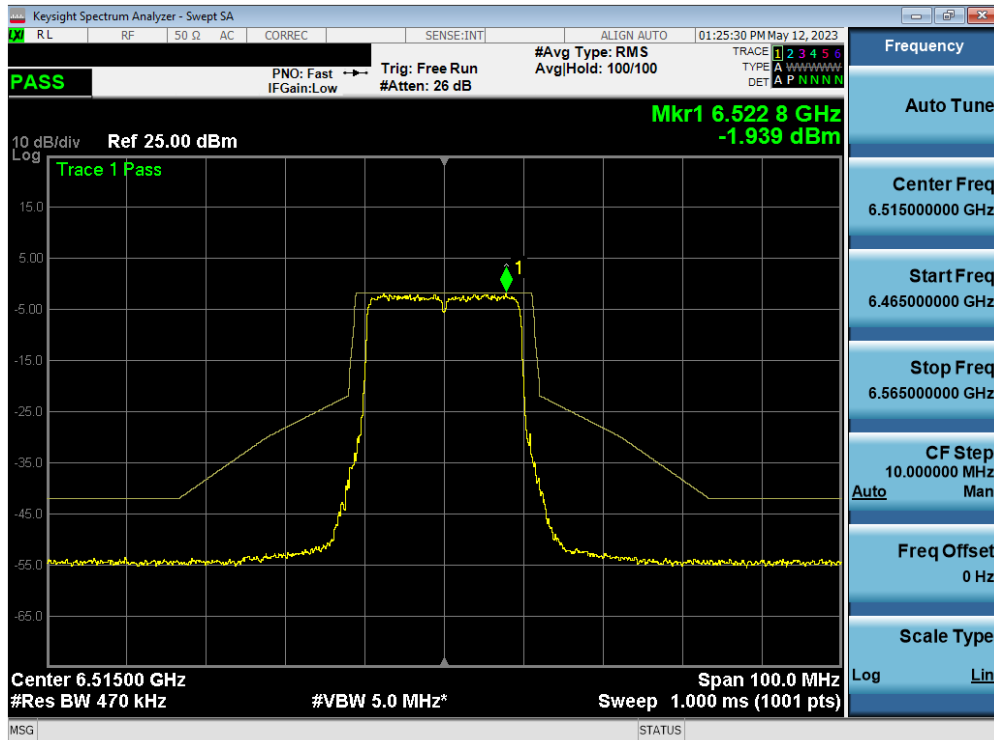


Plot 7-373. In-Band Emission Plot MIMO ANT1 (20MHz BW 802.11ax (Full Tone) (UNII Band 6) – Ch. 97)

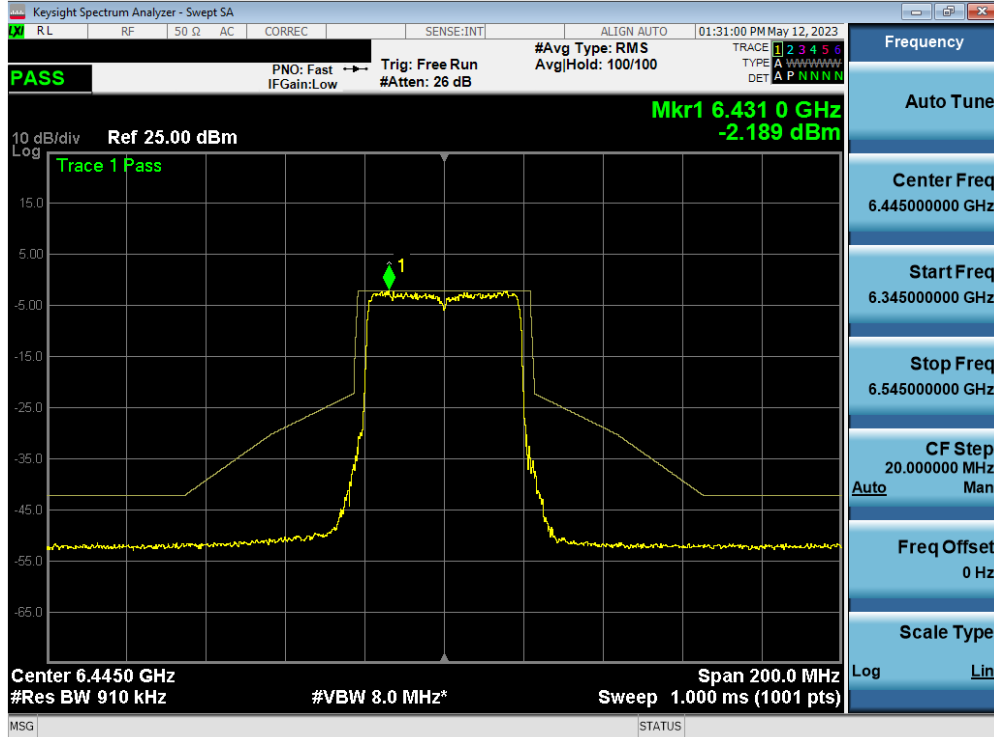


FCC ID: A3LSMX910 IC: 649E-SMX910	MEASUREMENT REPORT		Approved by: Technical Manager
Test Report S/N: 1M2303200036-09.A3L	Test Dates: 04/03/2023 - 05/18/2023	EUT Type: Portable Tablet	Page 226 of 324

Plot 7-374. In-Band Emission Plot MIMO ANT1 (20MHz BW 802.11ax (Full Tone) (UNII Band 6) – Ch. 105)

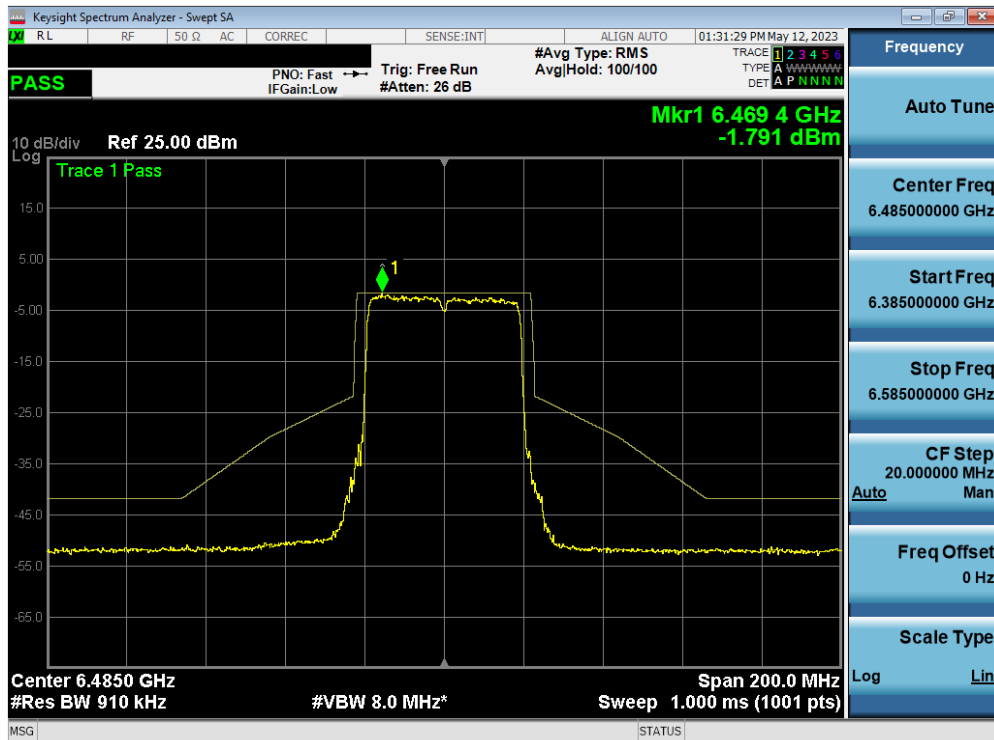


Plot 7-375. In-Band Emission Plot MIMO ANT1 (20MHz BW 802.11ax (Full Tone) (UNII Band 6) – Ch. 113)

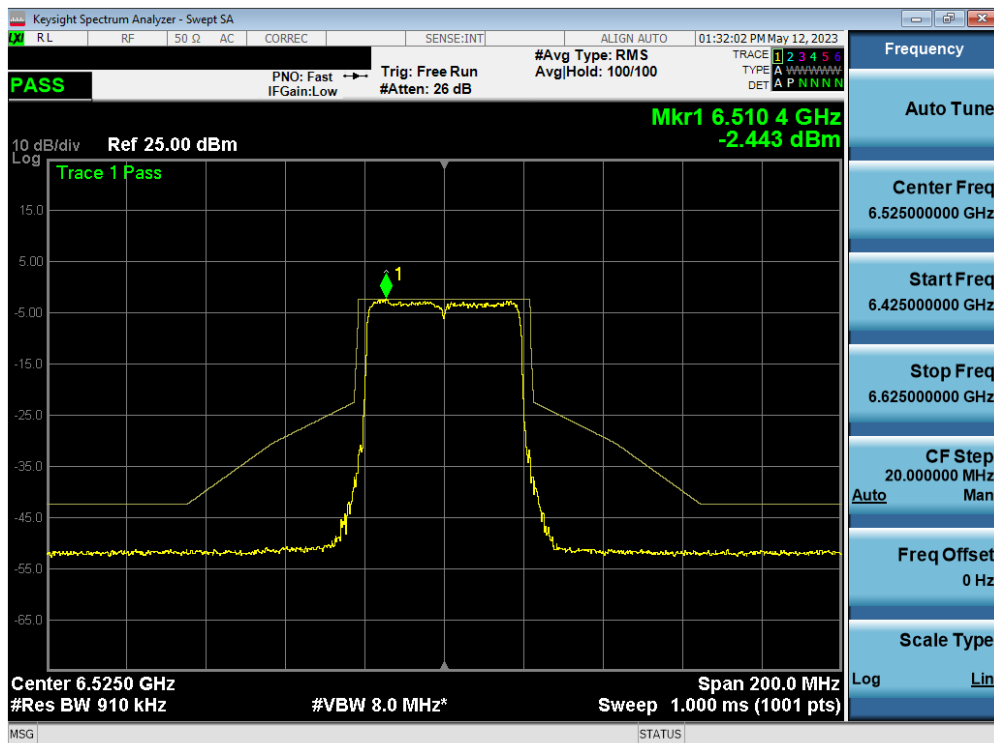


Plot 7-376. In-Band Emission Plot MIMO ANT1 (40MHz BW 802.11ax (Full Tone) (UNII Band 6) – Ch. 99)

FCC ID: A3LSMX910 IC: 649E-SMX910	MEASUREMENT REPORT		Approved by: Technical Manager
Test Report S/N: 1M2303200036-09.A3L	Test Dates: 04/03/2023 - 05/18/2023	EUT Type: Portable Tablet	Page 227 of 324

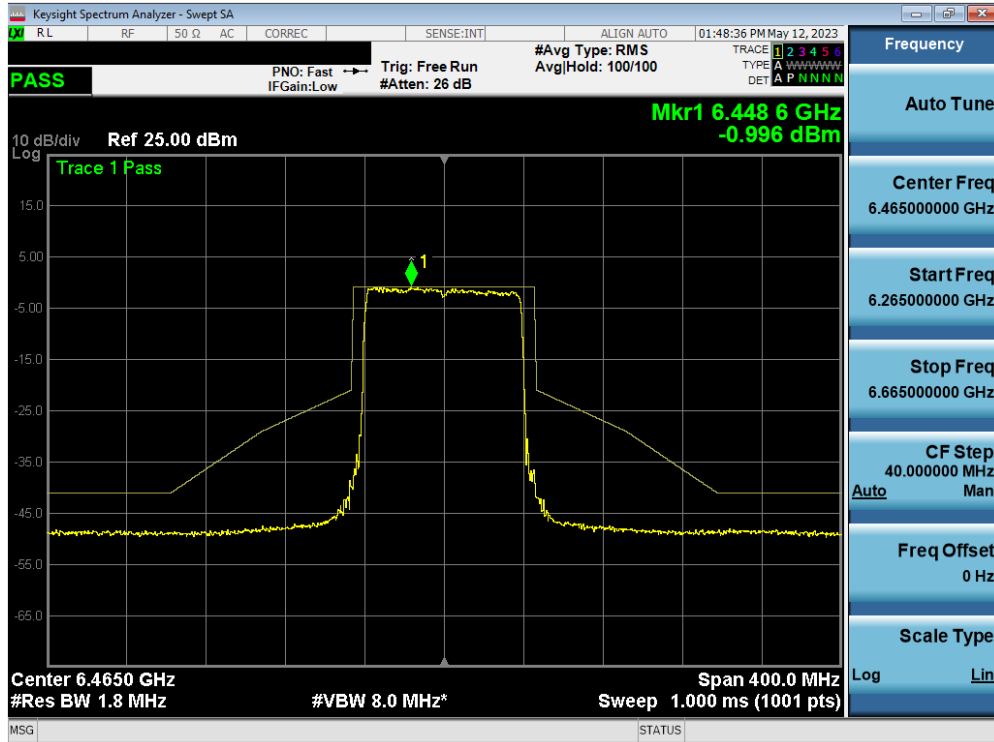


Plot 7-377. In-Band Emission Plot MIMO ANT1 (40MHz BW 802.11ax (Full Tone) (UNII Band 6) – Ch. 107)

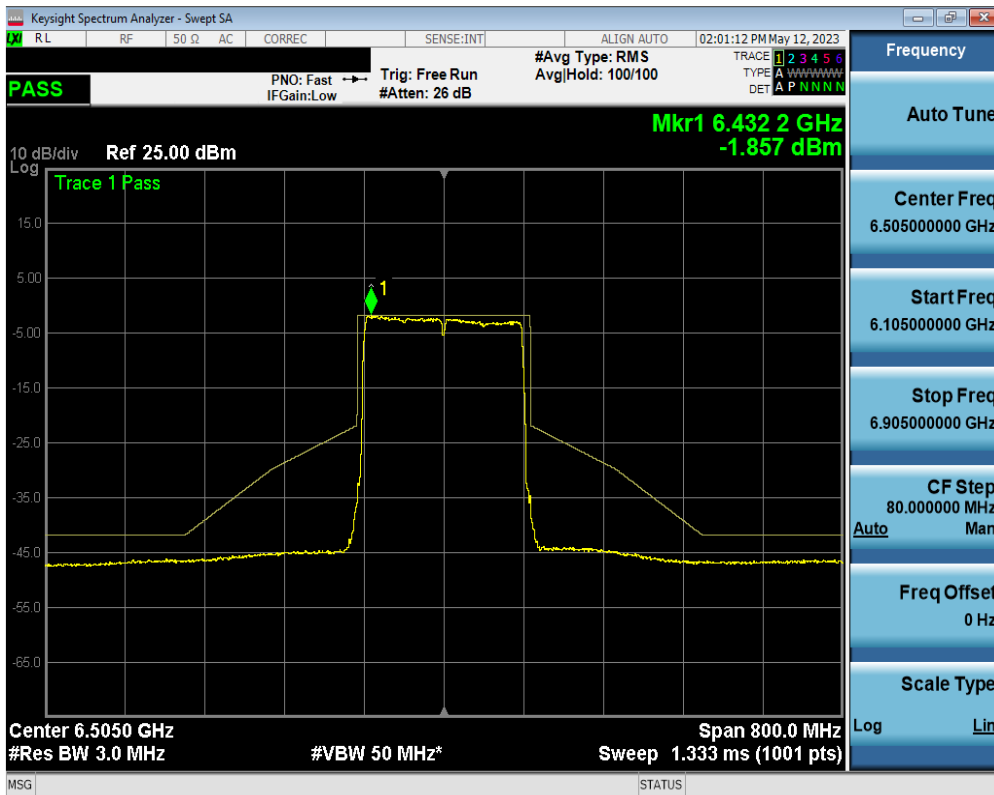


Plot 7-378. In-Band Emission Plot MIMO ANT1 (40MHz BW 802.11ax (Full Tone) (UNII Band 6) – Ch. 115)

FCC ID: A3LSMX910 IC: 649E-SMX910	MEASUREMENT REPORT		Approved by: Technical Manager
Test Report S/N: 1M2303200036-09.A3L	Test Dates: 04/03/2023 - 05/18/2023	EUT Type: Portable Tablet	Page 228 of 324



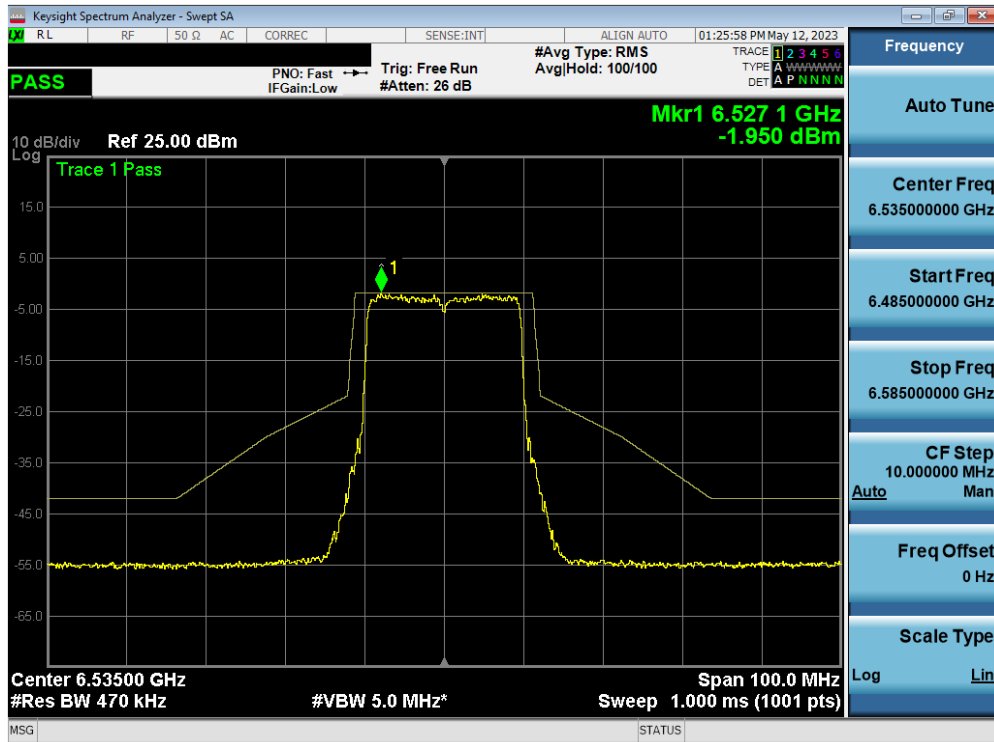
Plot 7-379. In-Band Emission Plot MIMO ANT1 (80MHz BW 802.11ax (Full Tone) (UNII Band 6) – Ch. 103)



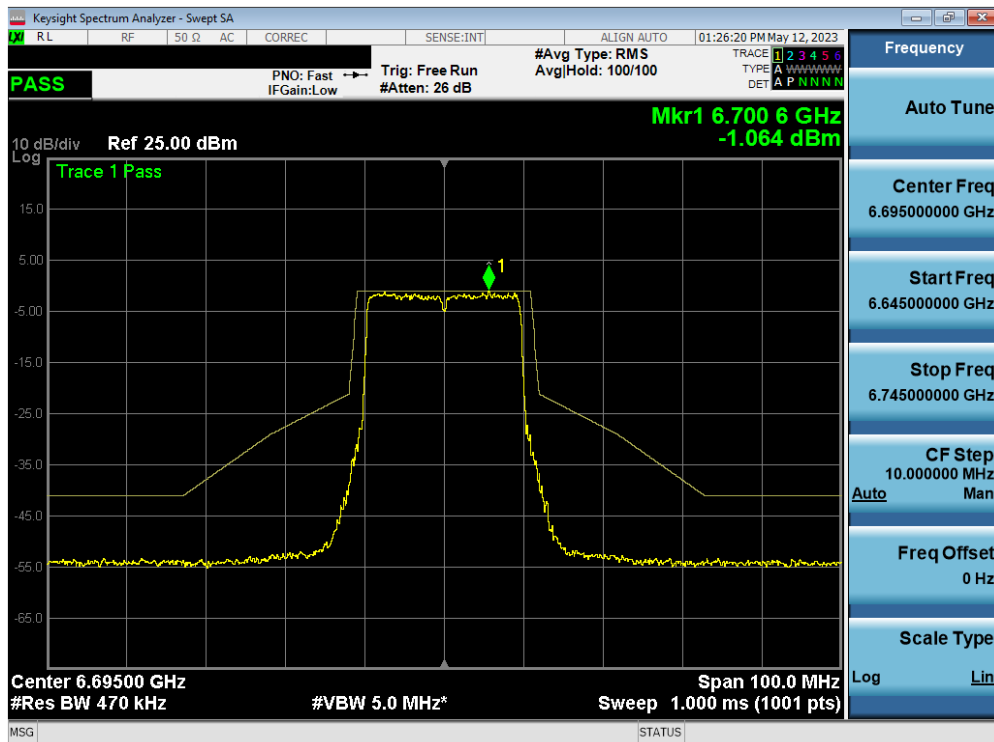
Plot 7-380. In-Band Emission Plot MIMO ANT1 (160MHz BW 802.11ax (Full Tone) (UNII Band 6) – Ch. 111)

FCC ID: A3LSMX910 IC: 649E-SMX910	MEASUREMENT REPORT		Approved by: Technical Manager
Test Report S/N: 1M2303200036-09.A3L	Test Dates: 04/03/2023 - 05/18/2023	EUT Type: Portable Tablet	Page 229 of 324

7.5.7 MIMO Antenna-1 In-Band Emission Measurements – (UNII Band 7 – Full)

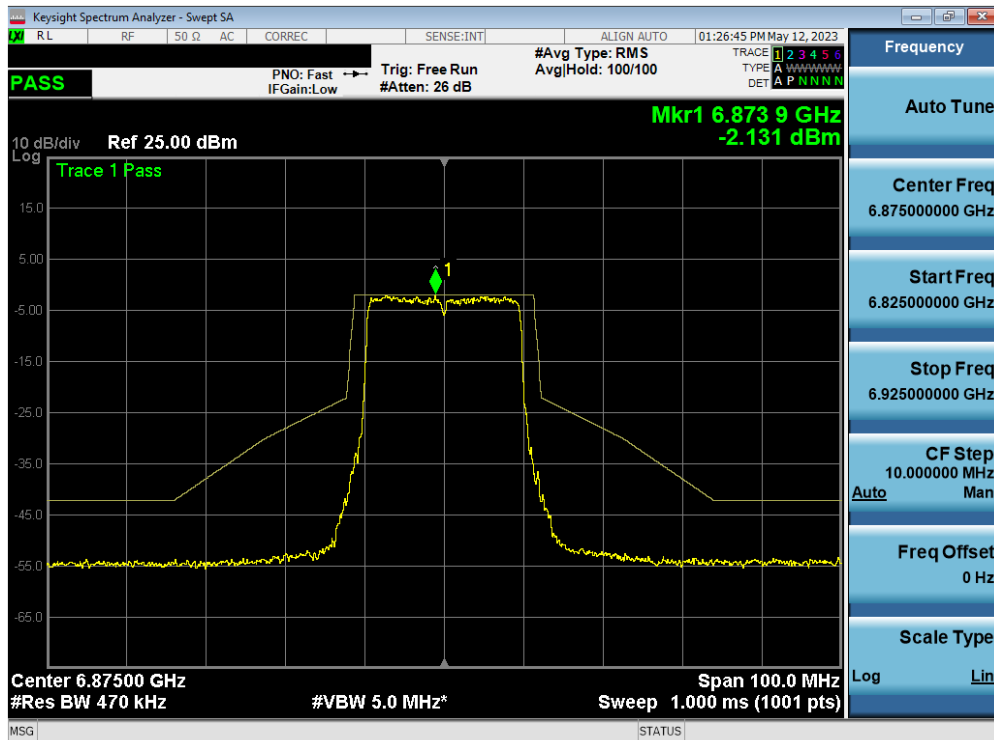


Plot 7-381. In-Band Emission Plot MIMO ANT1 (20MHz BW 802.11ax (Full Tone) (UNII Band 7) – Ch. 117)

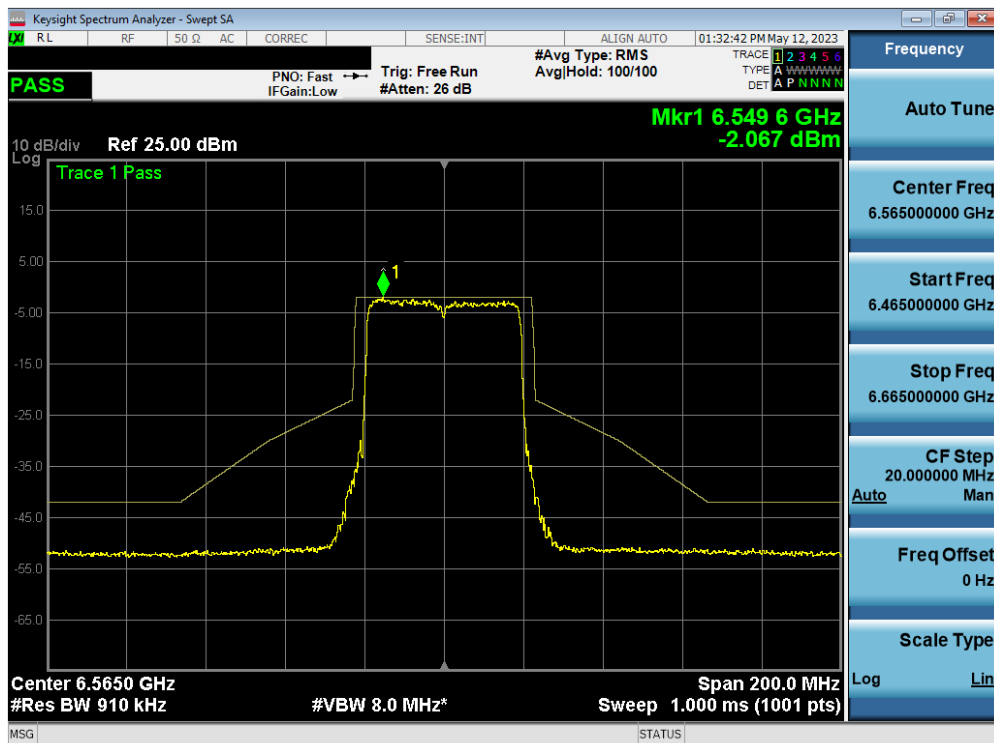


Plot 7-382. In-Band Emission Plot MIMO ANT1 (20MHz BW 802.11ax (Full Tone) (UNII Band 7) – Ch. 149)

FCC ID: A3LSMX910 IC: 649E-SMX910	MEASUREMENT REPORT		Approved by: Technical Manager
Test Report S/N: 1M2303200036-09.A3L	Test Dates: 04/03/2023 - 05/18/2023	EUT Type: Portable Tablet	Page 230 of 324

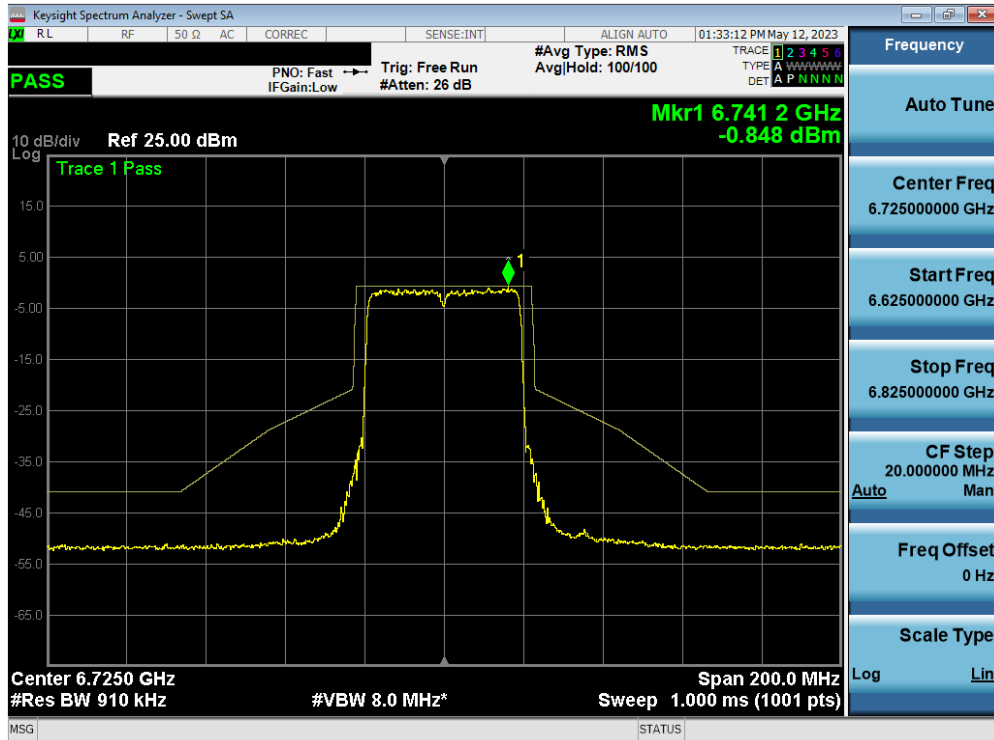


Plot 7-383. In-Band Emission Plot MIMO ANT1 (20MHz BW 802.11ax (Full Tone) (UNII Band 7) – Ch. 185)

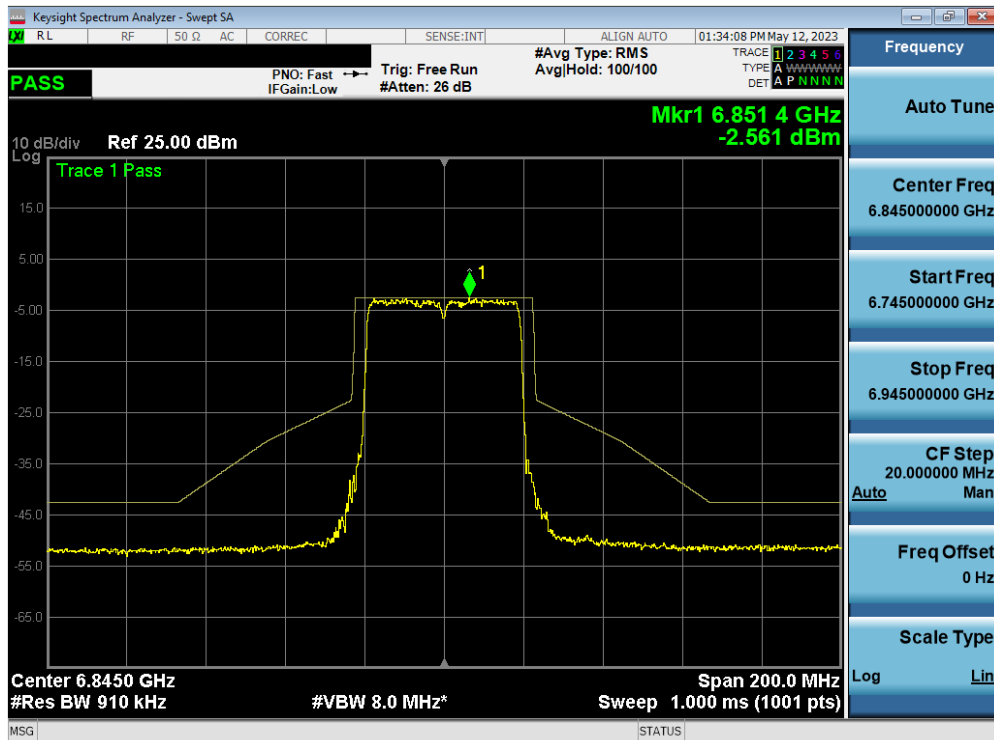


Plot 7-384. In-Band Emission Plot MIMO ANT1 (40MHz BW 802.11ax (Full Tone) (UNII Band 7) – Ch. 123)

FCC ID: A3LSMX910 IC: 649E-SMX910	MEASUREMENT REPORT		Approved by: Technical Manager
Test Report S/N: 1M2303200036-09.A3L	Test Dates: 04/03/2023 - 05/18/2023	EUT Type: Portable Tablet	Page 231 of 324

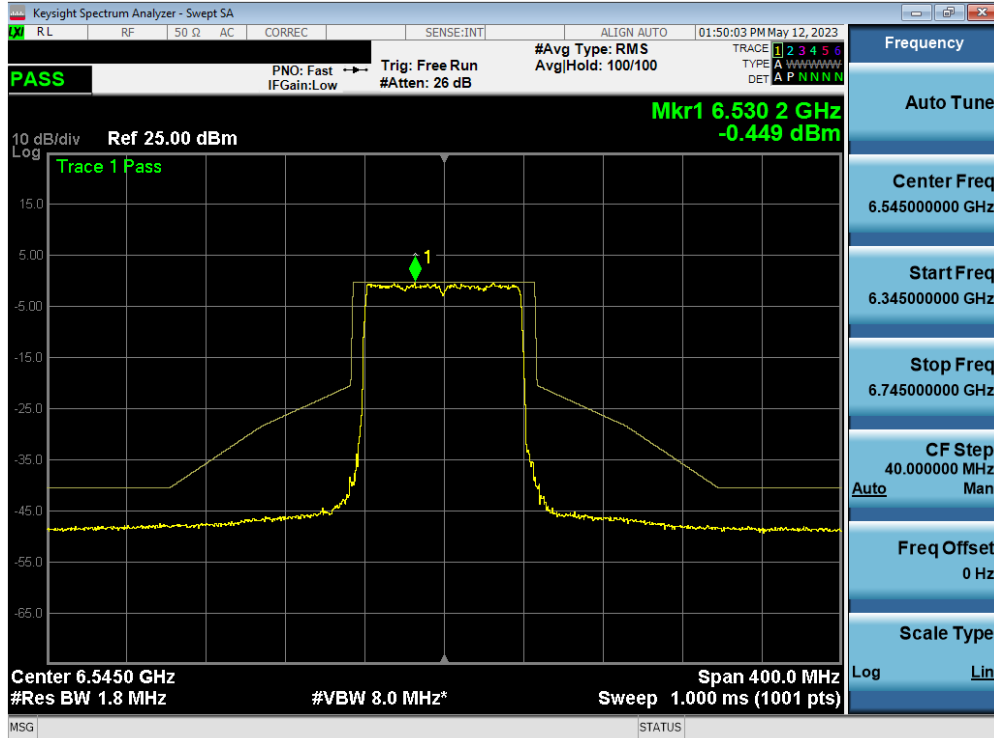


Plot 7-385. In-Band Emission Plot MIMO ANT1 (40MHz BW 802.11ax (Full Tone) (UNII Band 7) – Ch. 155)

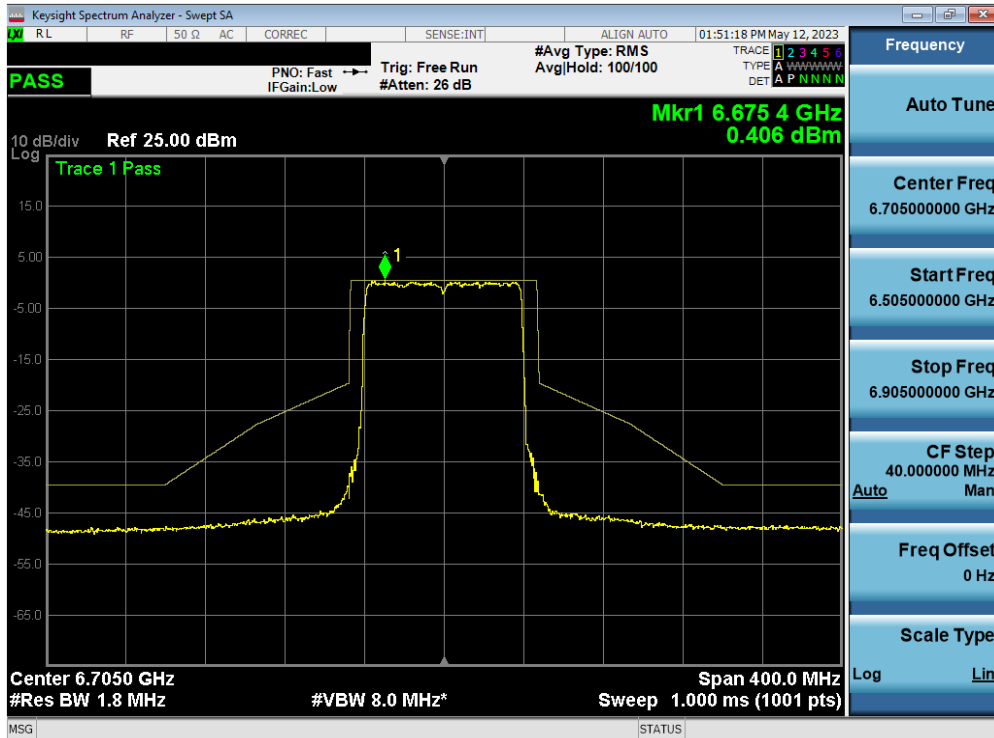


Plot 7-386. In-Band Emission Plot MIMO ANT1 (40MHz BW 802.11ax (Full Tone) (UNII Band 7) – Ch. 179)

FCC ID: A3LSMX910 IC: 649E-SMX910	MEASUREMENT REPORT		Approved by: Technical Manager
Test Report S/N: 1M2303200036-09.A3L	Test Dates: 04/03/2023 - 05/18/2023	EUT Type: Portable Tablet	Page 232 of 324

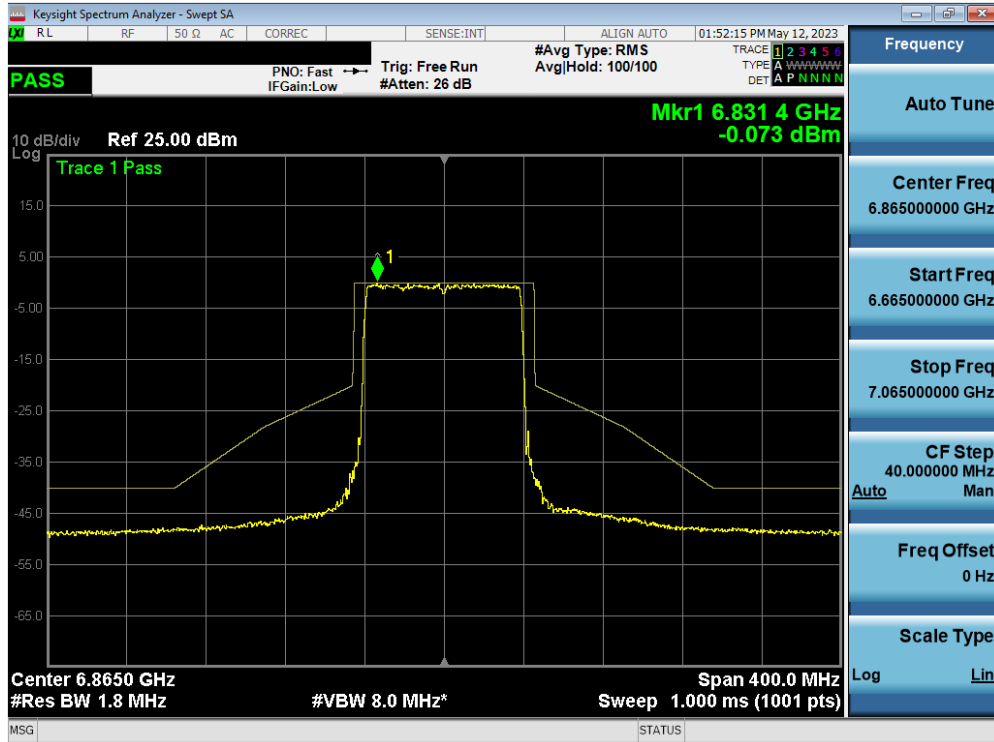


Plot 7-387. In-Band Emission Plot MIMO ANT1 (80MHz BW 802.11ax (Full Tone) (UNII Band 7) – Ch. 119)

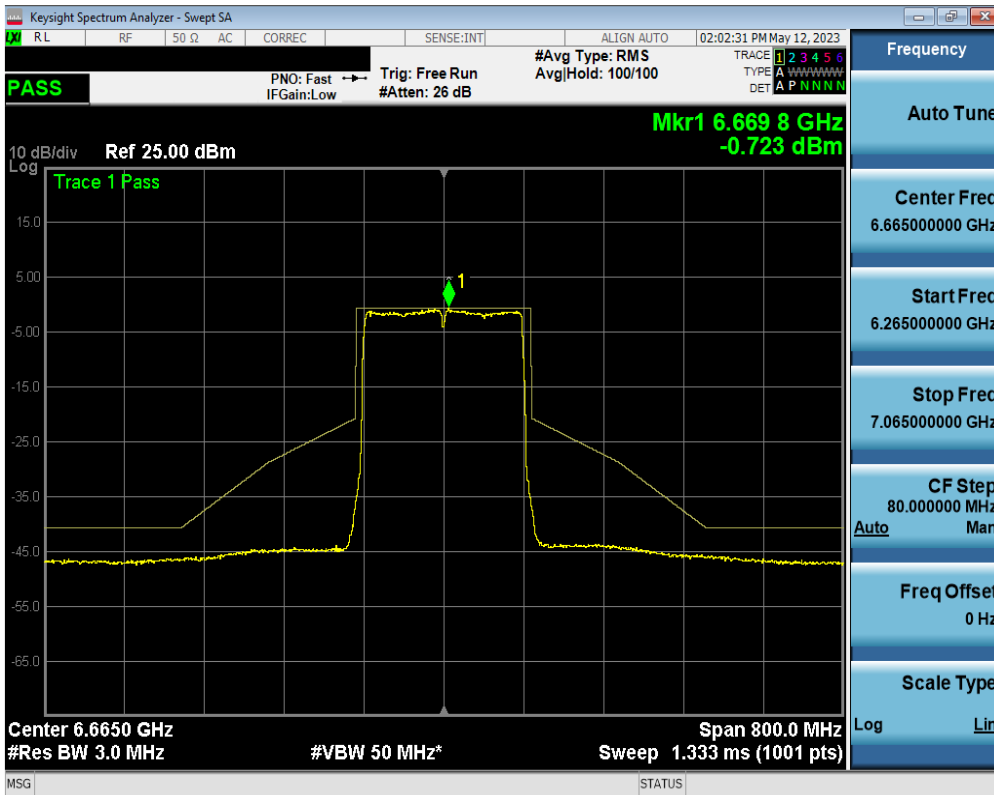


Plot 7-388. In-Band Emission Plot MIMO ANT1 (80MHz BW 802.11ax (Full Tone) (UNII Band 7) – Ch. 151)

FCC ID: A3LSMX910 IC: 649E-SMX910	MEASUREMENT REPORT		Approved by: Technical Manager
Test Report S/N: 1M2303200036-09.A3L	Test Dates: 04/03/2023 - 05/18/2023	EUT Type: Portable Tablet	Page 233 of 324

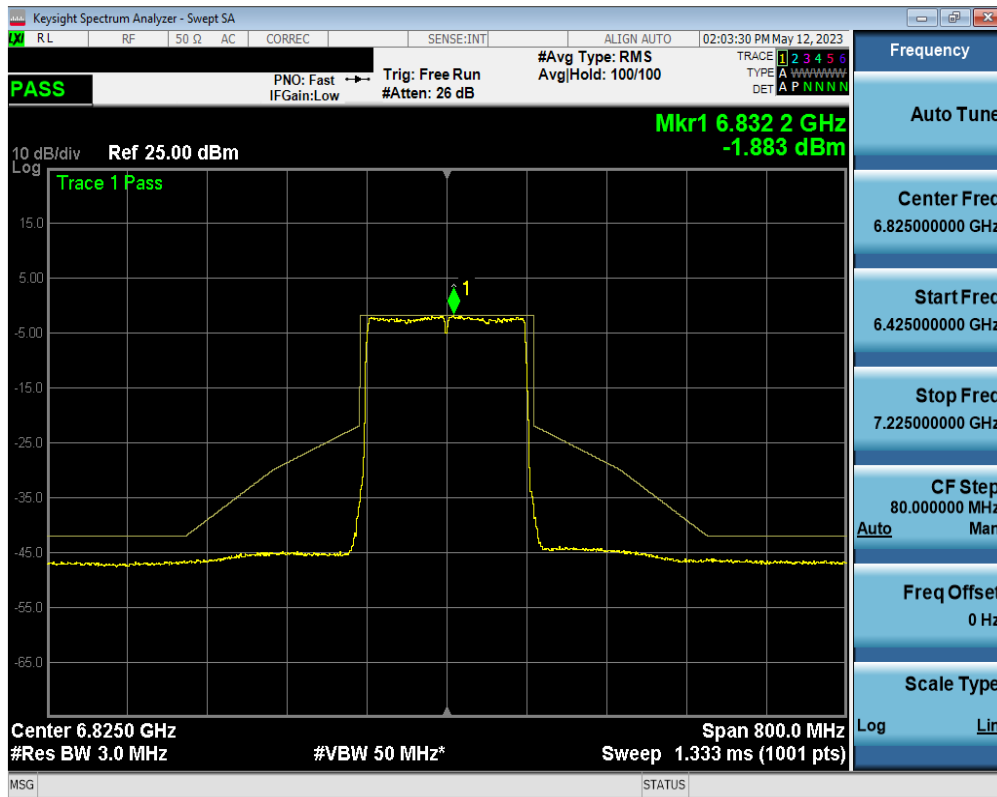


Plot 7-389. In-Band Emission Plot MIMO ANT1 (80MHz BW 802.11ax (Full Tone) (UNII Band 7) – Ch. 183)



Plot 7-390. In-Band Emission Plot MIMO ANT1 (160MHz BW 802.11ax (Full Tone) (UNII Band 7) – Ch. 143)

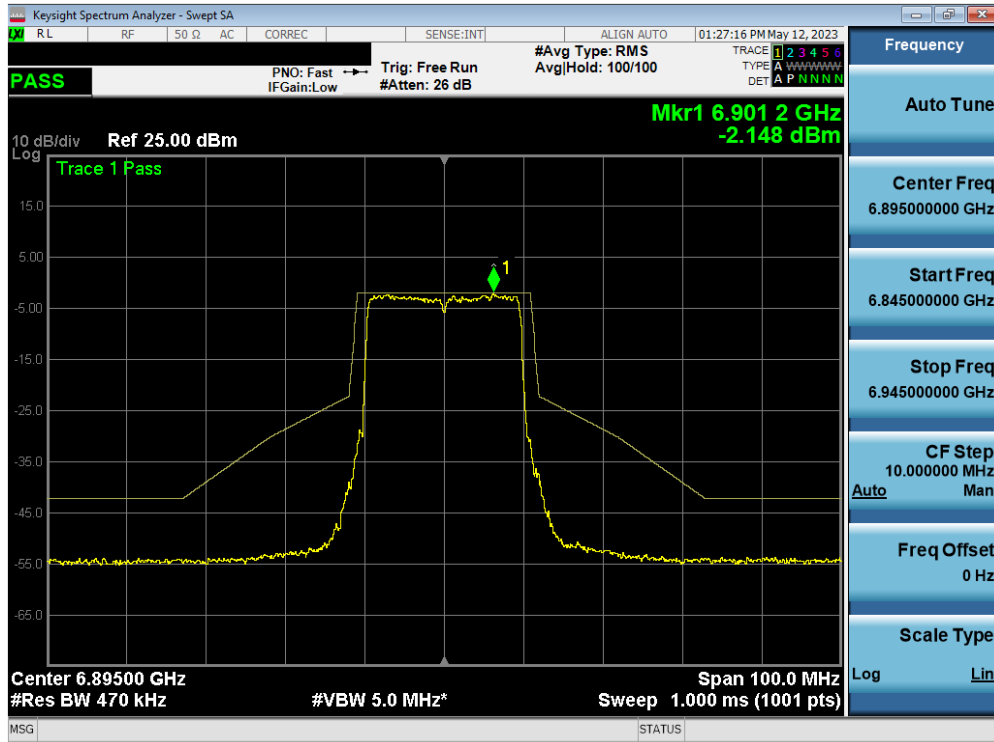
FCC ID: A3LSMX910 IC: 649E-SMX910	MEASUREMENT REPORT		Approved by: Technical Manager
Test Report S/N: 1M2303200036-09.A3L	Test Dates: 04/03/2023 - 05/18/2023	EUT Type: Portable Tablet	Page 234 of 324



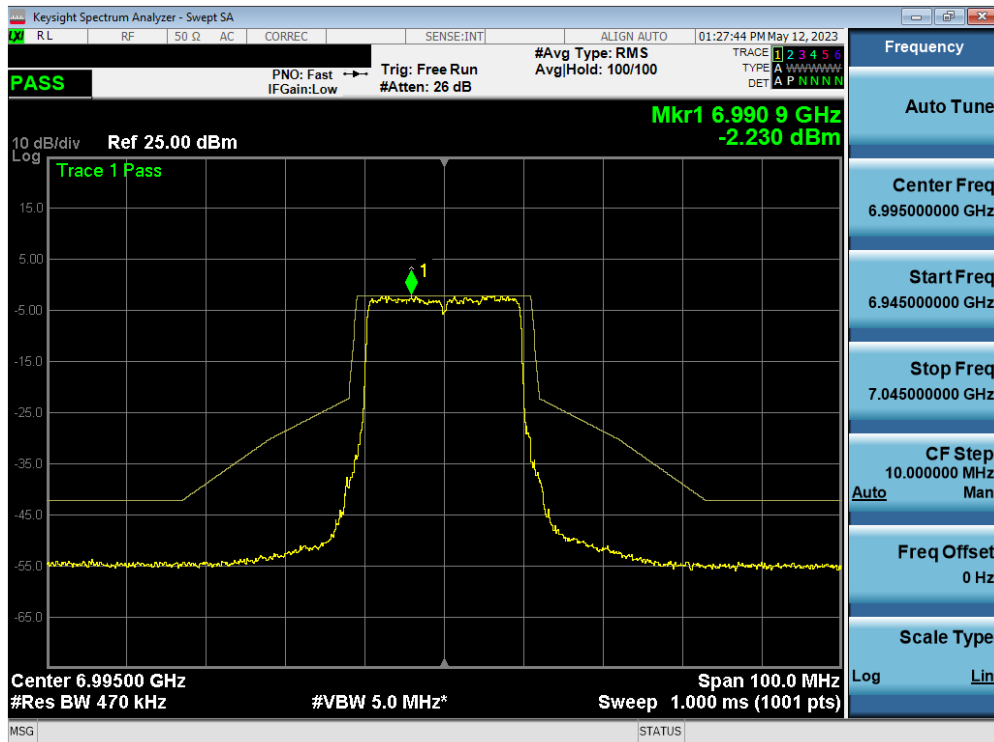
Plot 7-391. In-Band Emission Plot MIMO ANT1 (160MHz BW 802.11ax (Full Tone) (UNII Band 7) – Ch. 175)

FCC ID: A3LSMX910 IC: 649E-SMX910	MEASUREMENT REPORT		Approved by: Technical Manager
Test Report S/N: 1M2303200036-09.A3L	Test Dates: 04/03/2023 - 05/18/2023	EUT Type: Portable Tablet	Page 235 of 324

7.5.8 MIMO Antenna-1 In-Band Emission Measurements – (UNII Band 8 – Full)

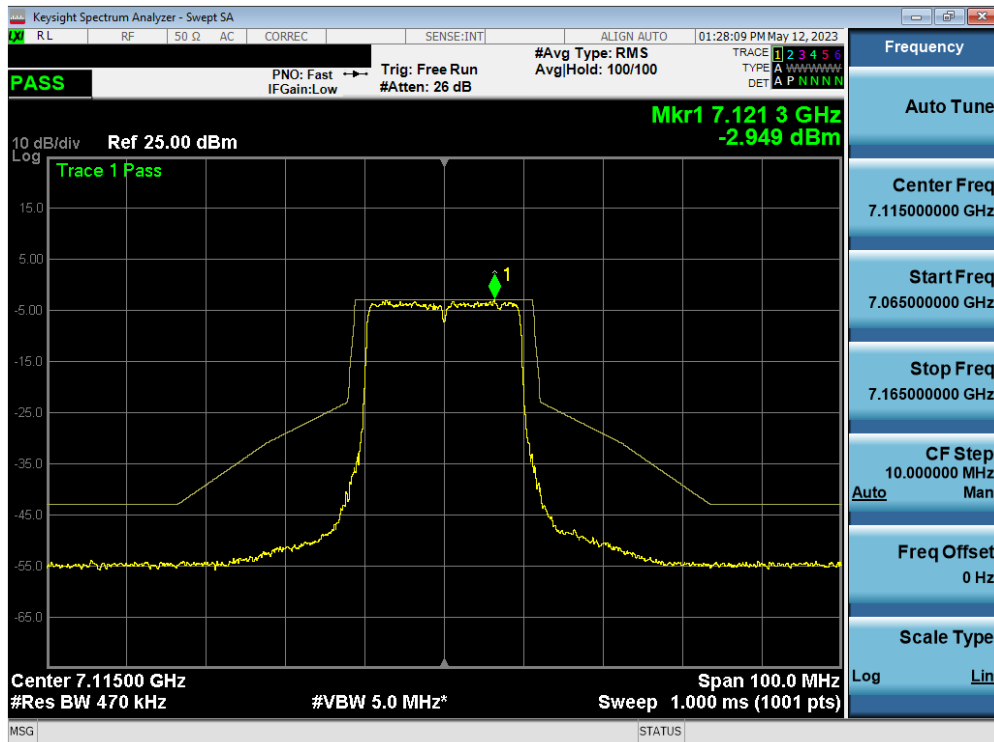


Plot 7-392. In-Band Emission Plot MIMO ANT1 (20MHz BW 802.11ax (Full Tone) (UNII Band 8) – Ch. 189)

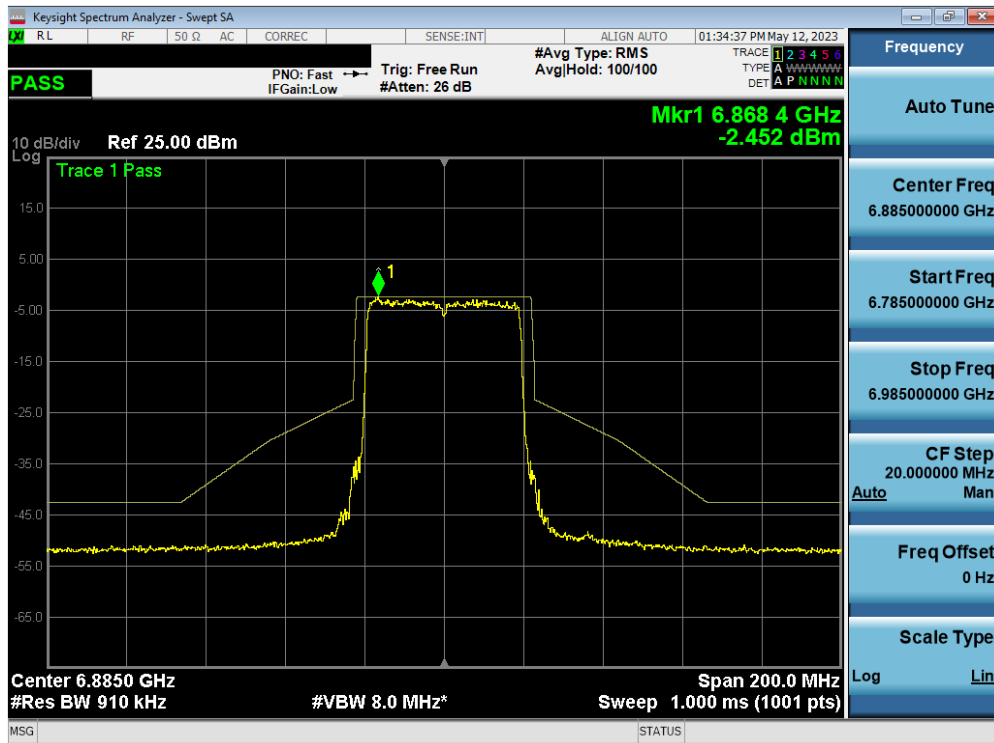


Plot 7-393. In-Band Emission Plot MIMO ANT1 (20MHz BW 802.11ax (Full Tone) (UNII Band 8) – Ch. 209)

FCC ID: A3LSMX910 IC: 649E-SMX910	MEASUREMENT REPORT		Approved by: Technical Manager
Test Report S/N: 1M2303200036-09.A3L	Test Dates: 04/03/2023 - 05/18/2023	EUT Type: Portable Tablet	Page 236 of 324

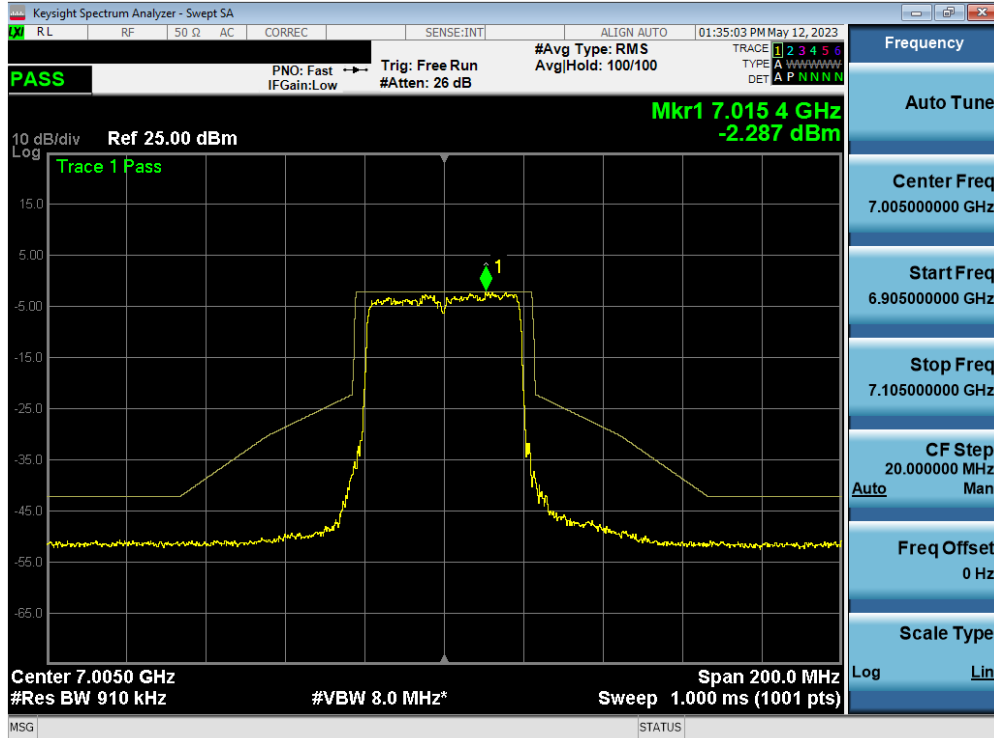


Plot 7-394. In-Band Emission Plot MIMO ANT1 (20MHz BW 802.11ax (Full Tone) (UNII Band 8) – Ch. 233)

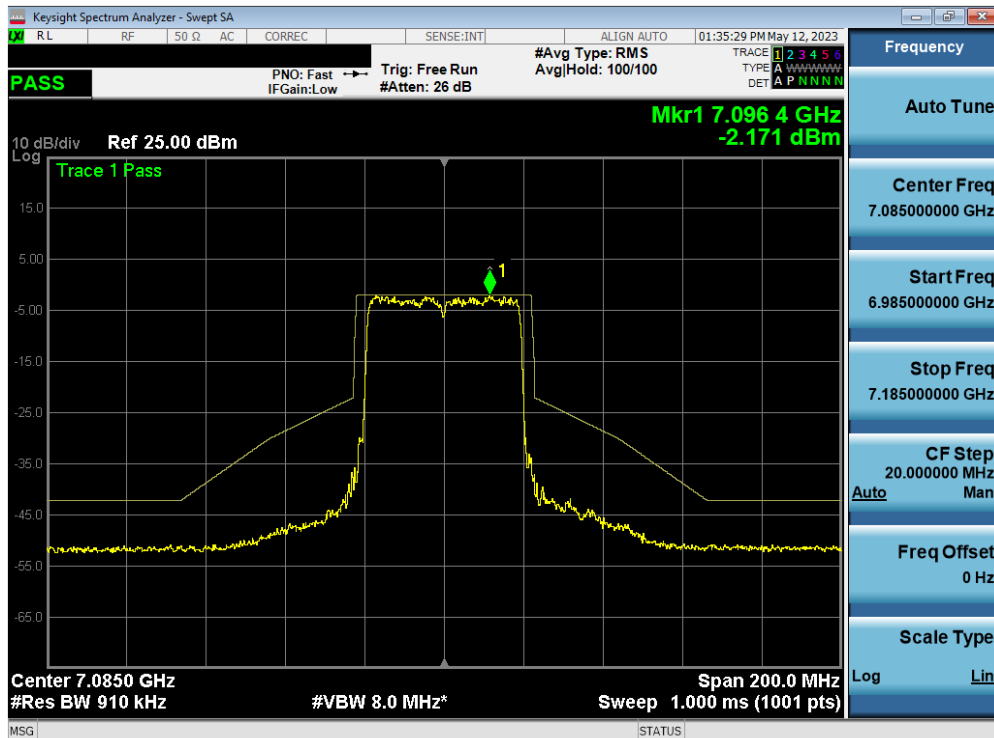


Plot 7-395. In-Band Emission Plot MIMO ANT1 (40MHz BW 802.11ax (Full Tone) (UNII Band 8) – Ch. 187)

FCC ID: A3LSMX910 IC: 649E-SMX910	MEASUREMENT REPORT		Approved by: Technical Manager
Test Report S/N: 1M2303200036-09.A3L	Test Dates: 04/03/2023 - 05/18/2023	EUT Type: Portable Tablet	Page 237 of 324

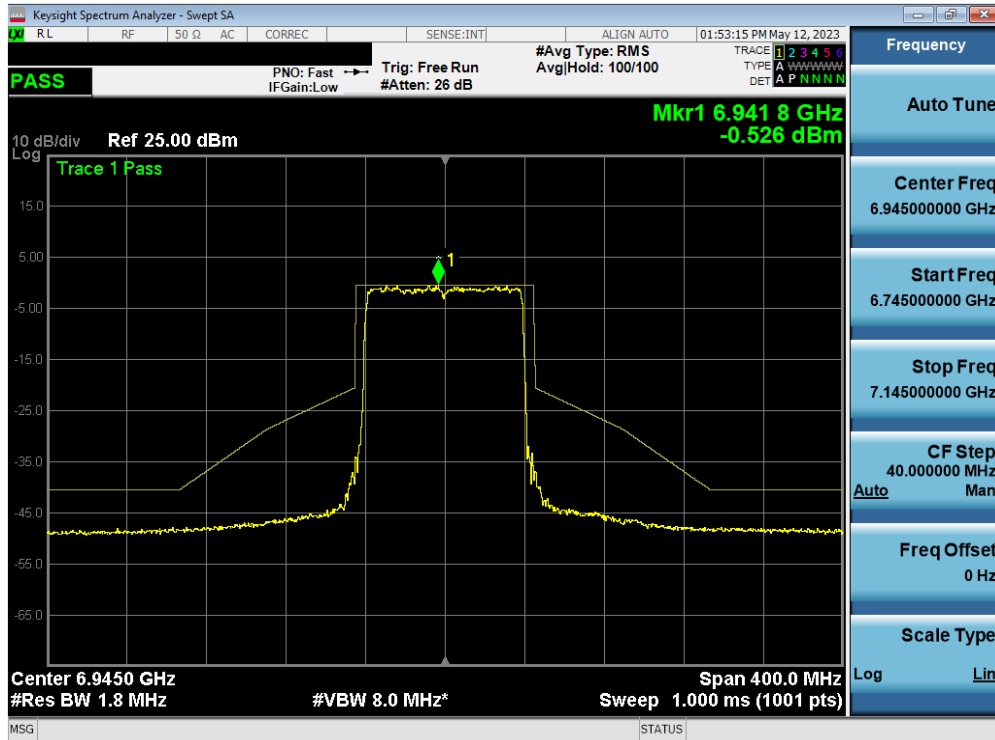


Plot 7-396. In-Band Emission Plot MIMO ANT1 (40MHz BW 802.11ax (Full Tone) (UNII Band 8) – Ch. 211)

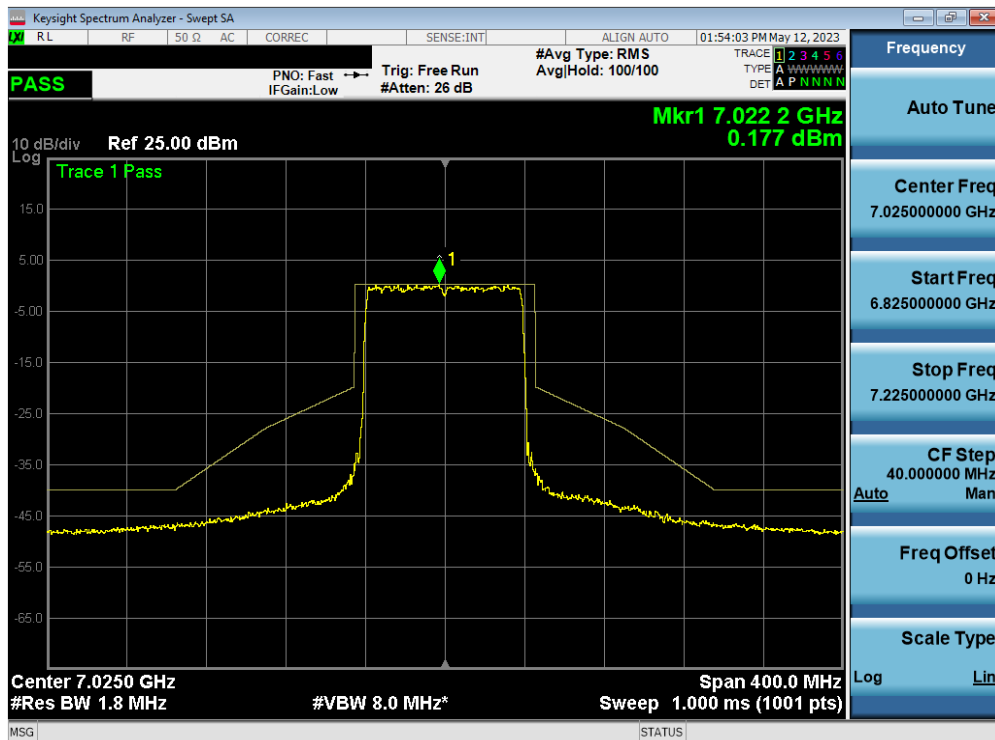


Plot 7-397. In-Band Emission Plot MIMO ANT1 (40MHz BW 802.11ax (Full Tone) (UNII Band 8) – Ch. 227)

FCC ID: A3LSMX910 IC: 649E-SMX910	MEASUREMENT REPORT		Approved by: Technical Manager
Test Report S/N: 1M2303200036-09.A3L	Test Dates: 04/03/2023 - 05/18/2023	EUT Type: Portable Tablet	Page 238 of 324

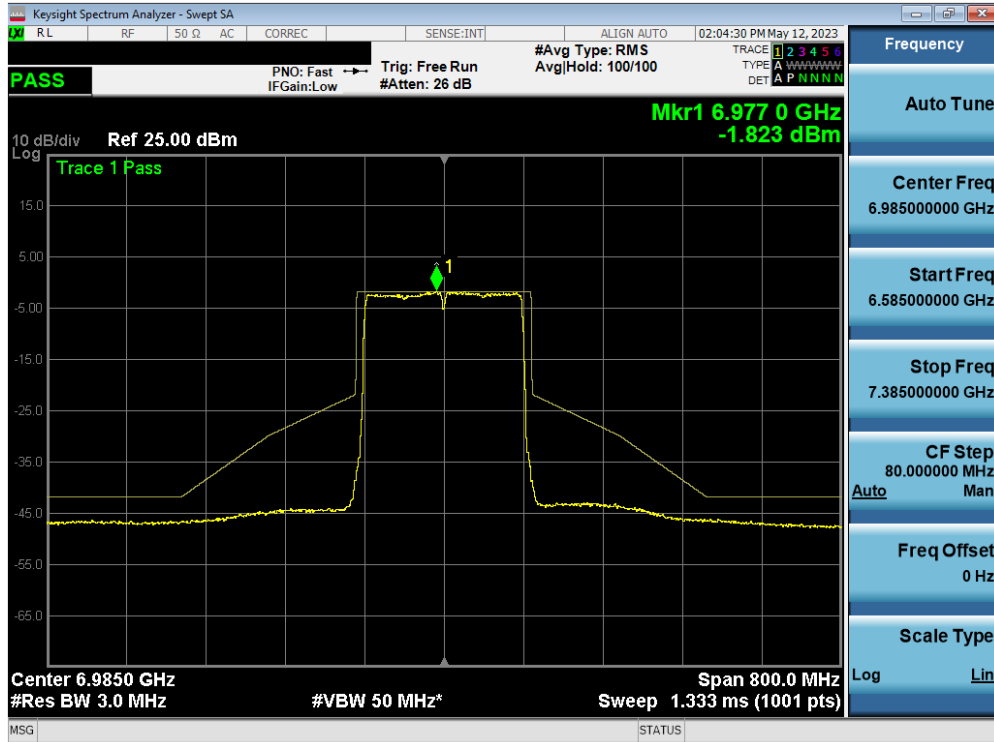


Plot 7-398. In-Band Emission Plot MIMO ANT1 (80MHz BW 802.11ax (Full Tone) (UNII Band 8) – Ch. 199)



Plot 7-399. In-Band Emission Plot MIMO ANT1 (80MHz BW 802.11ax (Full Tone) (UNII Band 8) – Ch. 215)

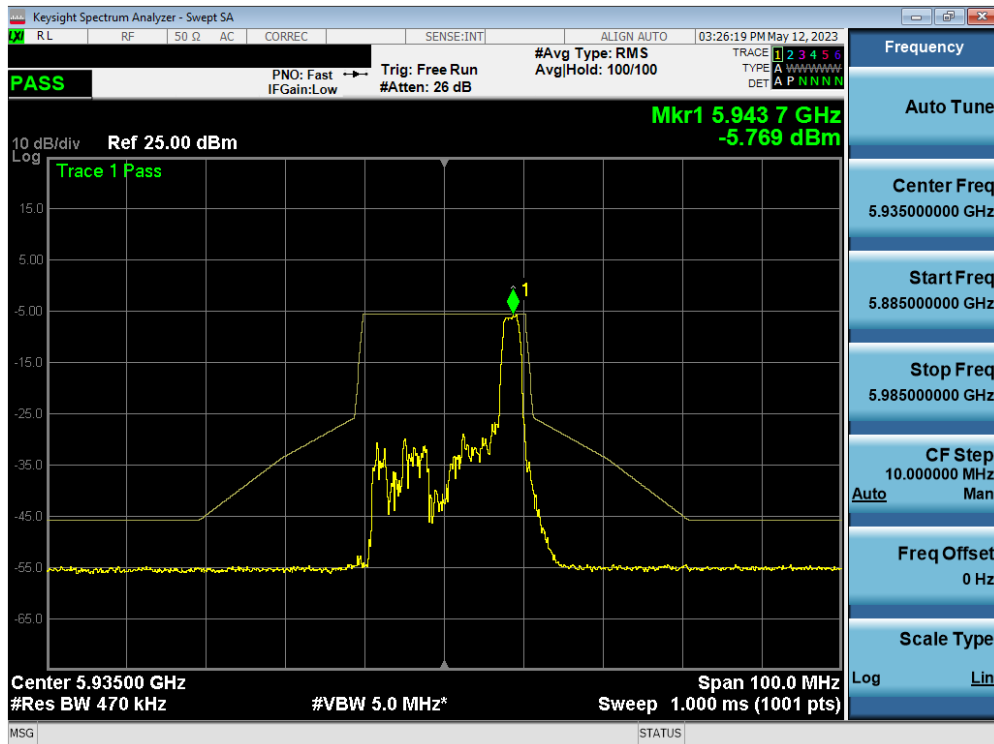
FCC ID: A3LSMX910 IC: 649E-SMX910	MEASUREMENT REPORT		Approved by: Technical Manager
Test Report S/N: 1M2303200036-09.A3L	Test Dates: 04/03/2023 - 05/18/2023	EUT Type: Portable Tablet	Page 239 of 324



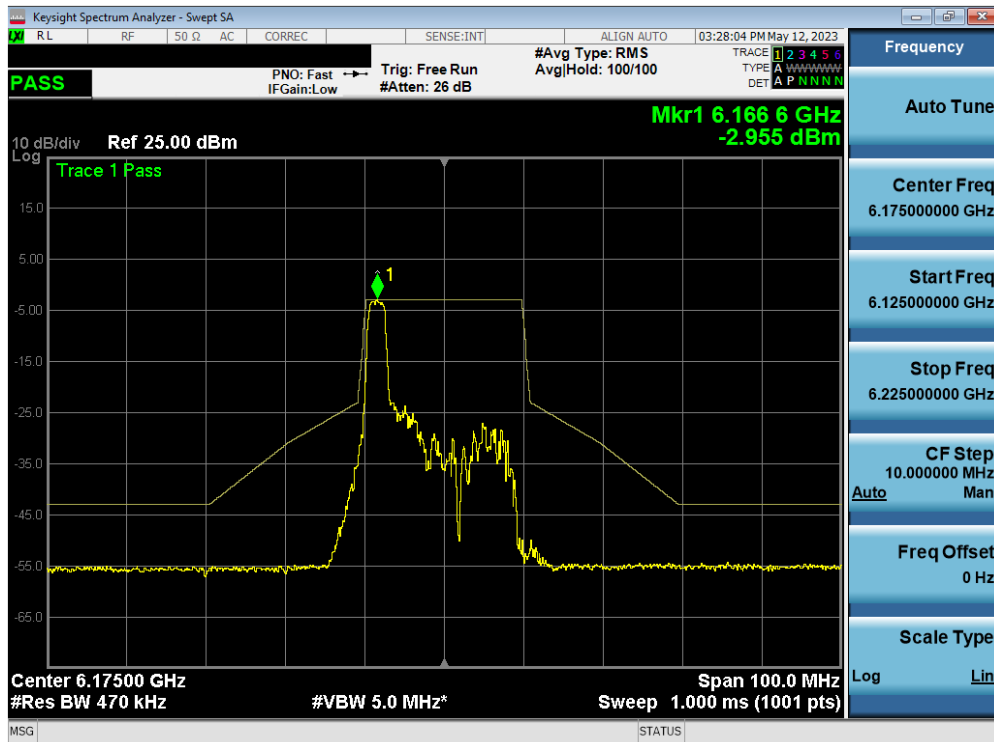
Plot 7-400. In-Band Emission Plot MIMO ANT1 (160MHz BW 802.11ax (Full Tone) (UNII Band 8) – Ch. 207)

FCC ID: A3LSMX910 IC: 649E-SMX910	MEASUREMENT REPORT		Approved by: Technical Manager
Test Report S/N: 1M2303200036-09.A3L	Test Dates: 04/03/2023 - 05/18/2023	EUT Type: Portable Tablet	Page 240 of 324

7.5.9 MIMO Antenna-2 In-Band Emission Measurements – (UNII Band 5 – Partial)

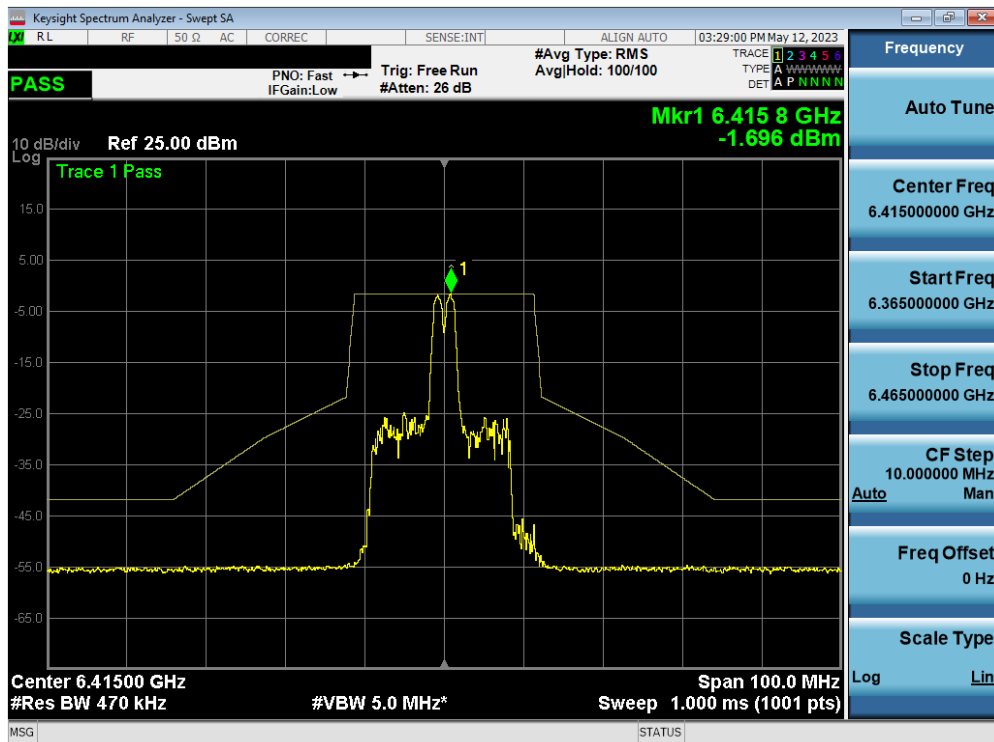


Plot 7-401. In-Band Emission Plot MIMO ANT2 (20MHz BW 802.11ax (26 Tones) UNII Band 5) – Ch. 2

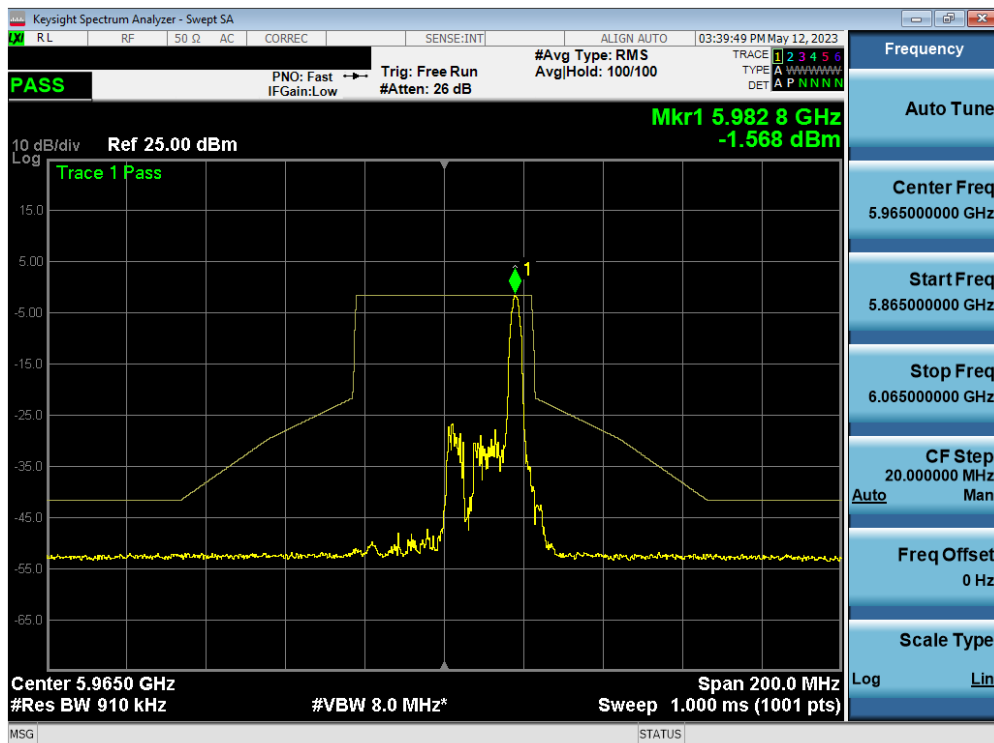


Plot 7-402. In-Band Emission Plot MIMO ANT2 (20MHz BW 802.11ax (26 Tones) (UNII Band 5) – Ch. 45)

FCC ID: A3LSMX910 IC: 649E-SMX910	MEASUREMENT REPORT		Approved by: Technical Manager
Test Report S/N: 1M2303200036-09.A3L	Test Dates: 04/03/2023 - 05/18/2023	EUT Type: Portable Tablet	Page 241 of 324

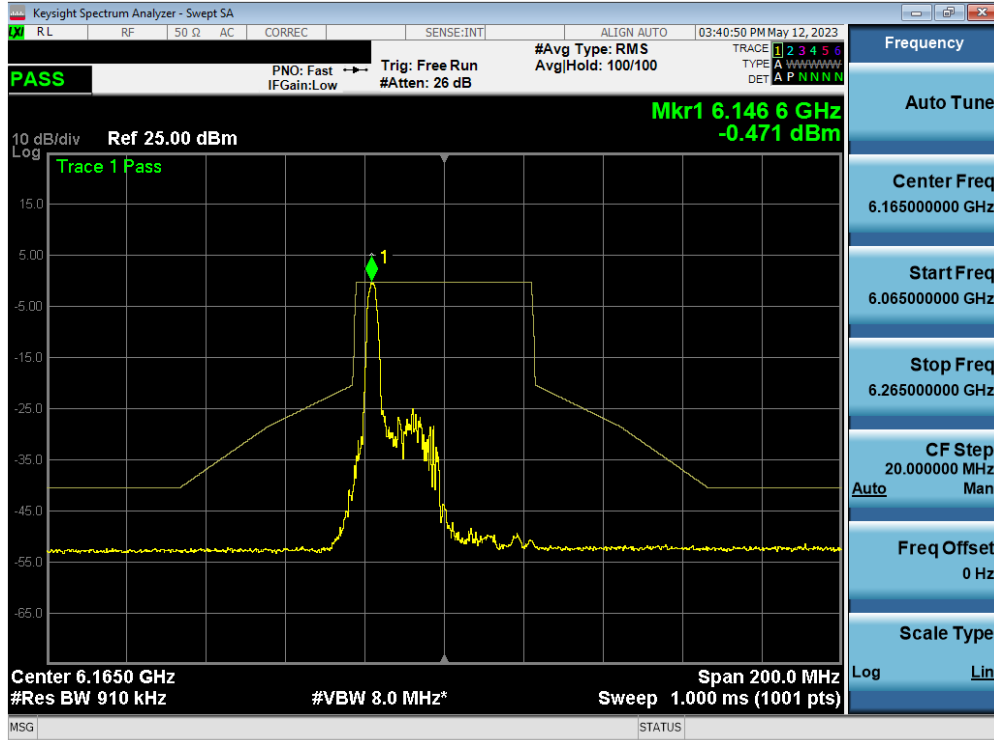


Plot 7-403. In-Band Emission Plot MIMO ANT2 (20MHz BW 802.11ax (26 Tones) UNII Band 5) – Ch. 93)

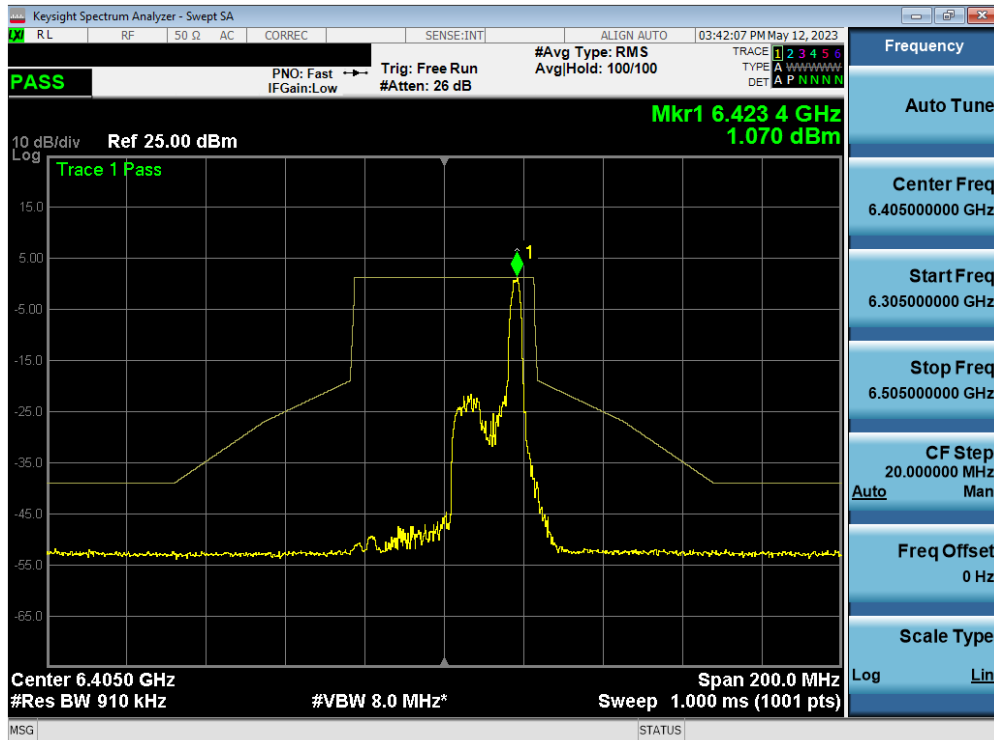


Plot 7-404. In-Band Emission Plot MIMO ANT2 (40MHz BW 802.11ax (26 Tones) (UNII Band 5) – Ch. 3)

FCC ID: A3LSMX910 IC: 649E-SMX910	MEASUREMENT REPORT		Approved by: Technical Manager
Test Report S/N: 1M2303200036-09.A3L	Test Dates: 04/03/2023 - 05/18/2023	EUT Type: Portable Tablet	Page 242 of 324

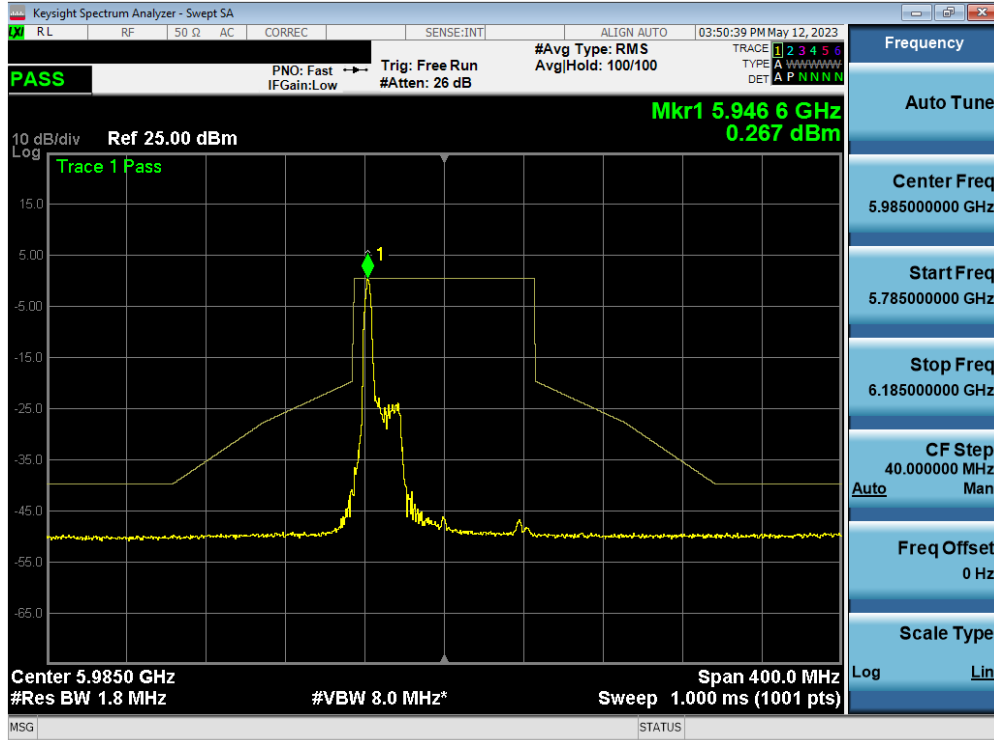


Plot 7-405. In-Band Emission Plot MIMO ANT2 (40MHz BW 802.11ax (26 Tones) (UNII Band 5) – Ch. 43)

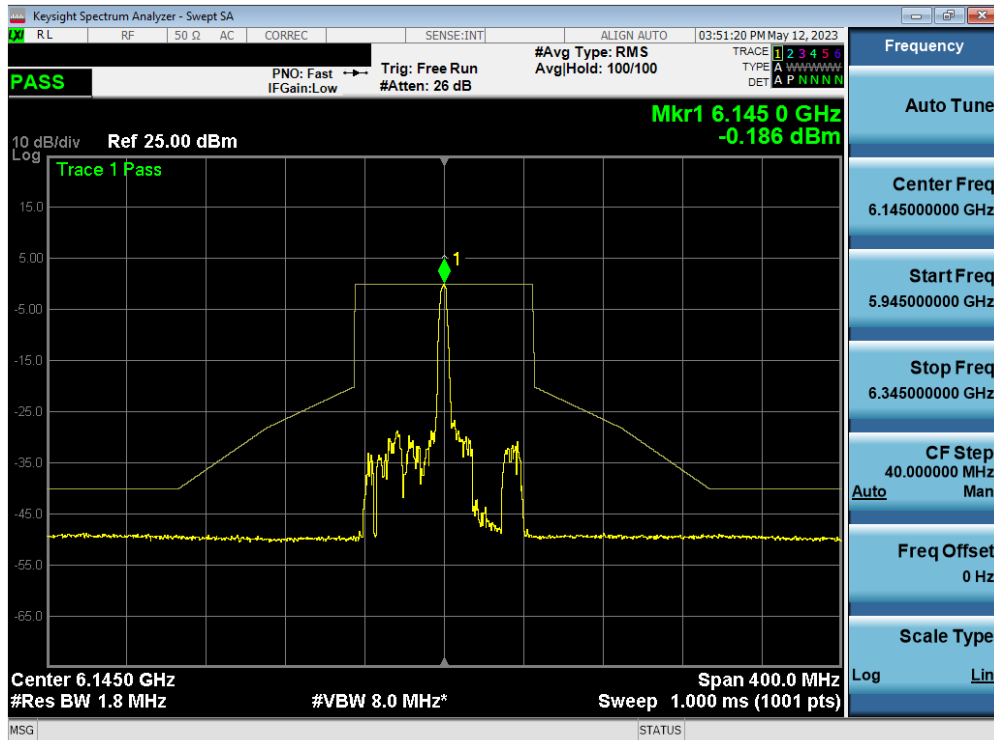


Plot 7-406. In-Band Emission Plot MIMO ANT2 (40MHz BW 802.11ax (26 Tones) (UNII Band 5) – Ch. 91)

FCC ID: A3LSMX910 IC: 649E-SMX910	MEASUREMENT REPORT		Approved by: Technical Manager
Test Report S/N: 1M2303200036-09.A3L	Test Dates: 04/03/2023 - 05/18/2023	EUT Type: Portable Tablet	Page 243 of 324

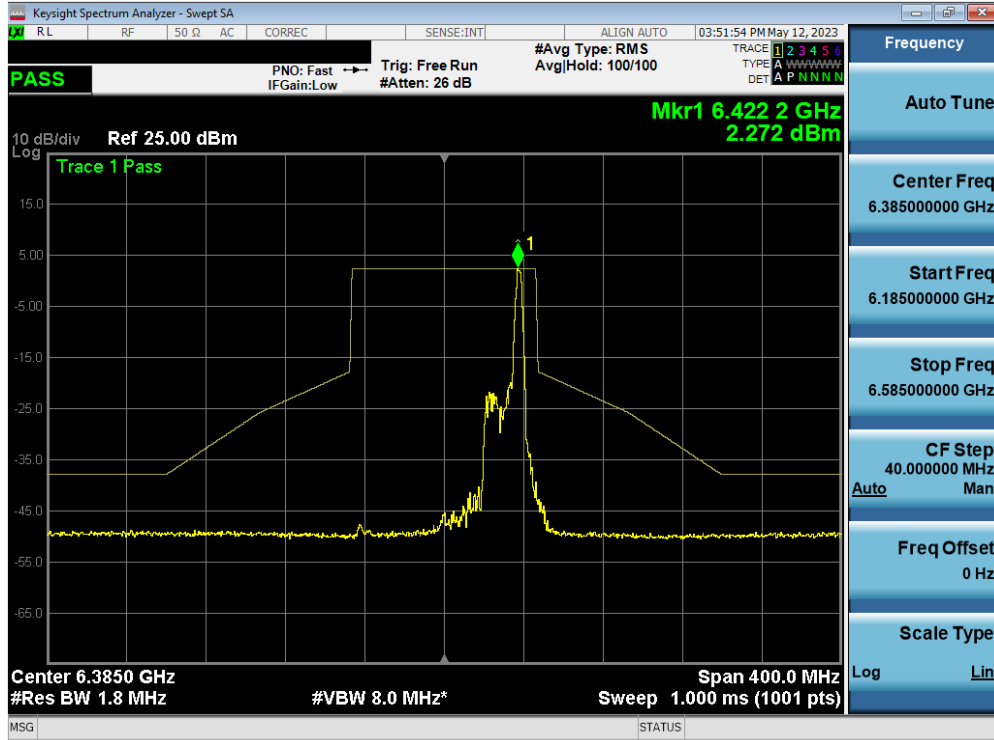


Plot 7-407. In-Band Emission Plot MIMO ANT2 (80MHz BW 802.11ax (26 Tones) (UNII Band 5) – Ch. 7)

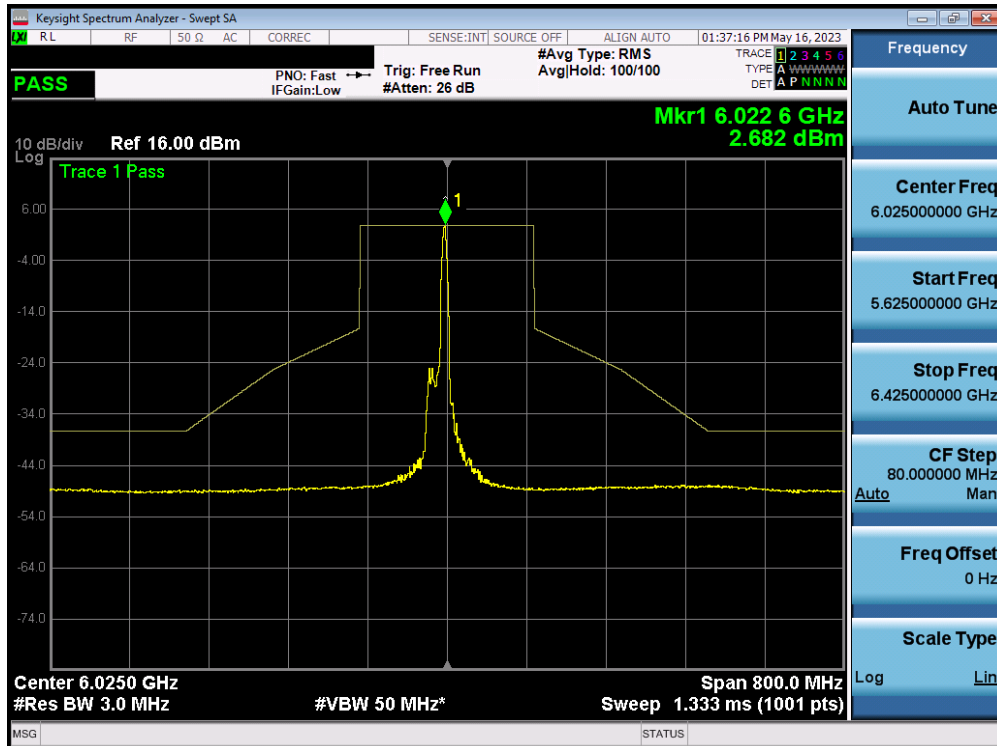


Plot 7-408. In-Band Emission Plot MIMO ANT2 (80MHz BW 802.11ax (26 Tones) (UNII Band 5) – Ch. 39)

FCC ID: A3LSMX910 IC: 649E-SMX910	MEASUREMENT REPORT		Approved by: Technical Manager
Test Report S/N: 1M2303200036-09.A3L	Test Dates: 04/03/2023 - 05/18/2023	EUT Type: Portable Tablet	Page 244 of 324

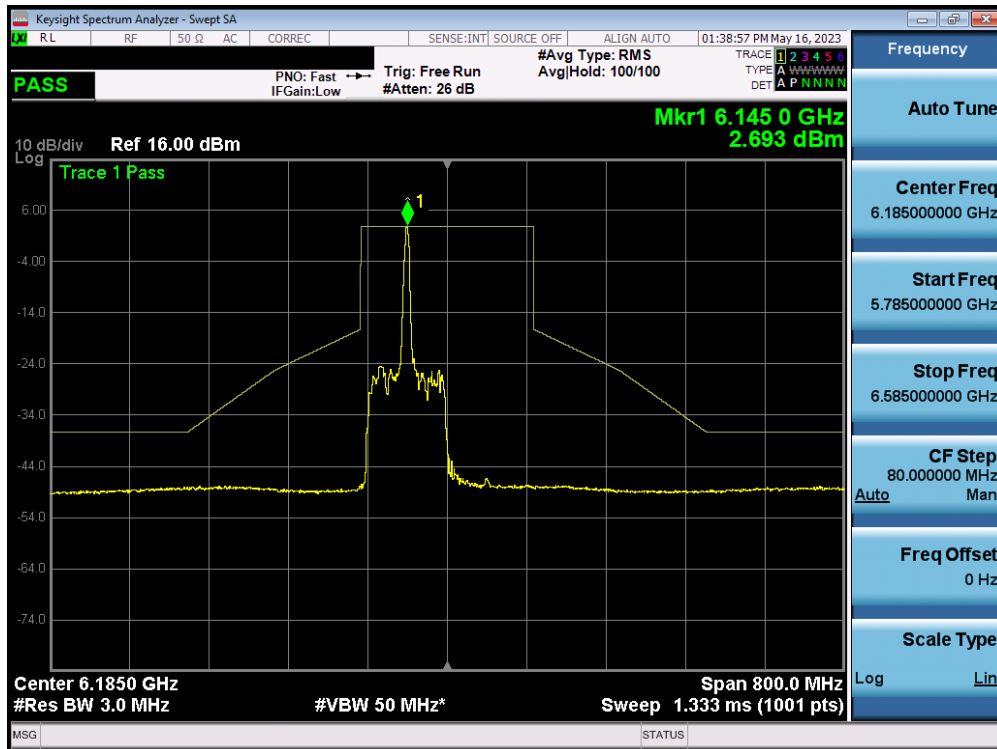


Plot 7-409. In-Band Emission Plot MIMO ANT2 (80MHz BW 802.11ax (26 Tones) (UNII Band 5) – Ch. 87)

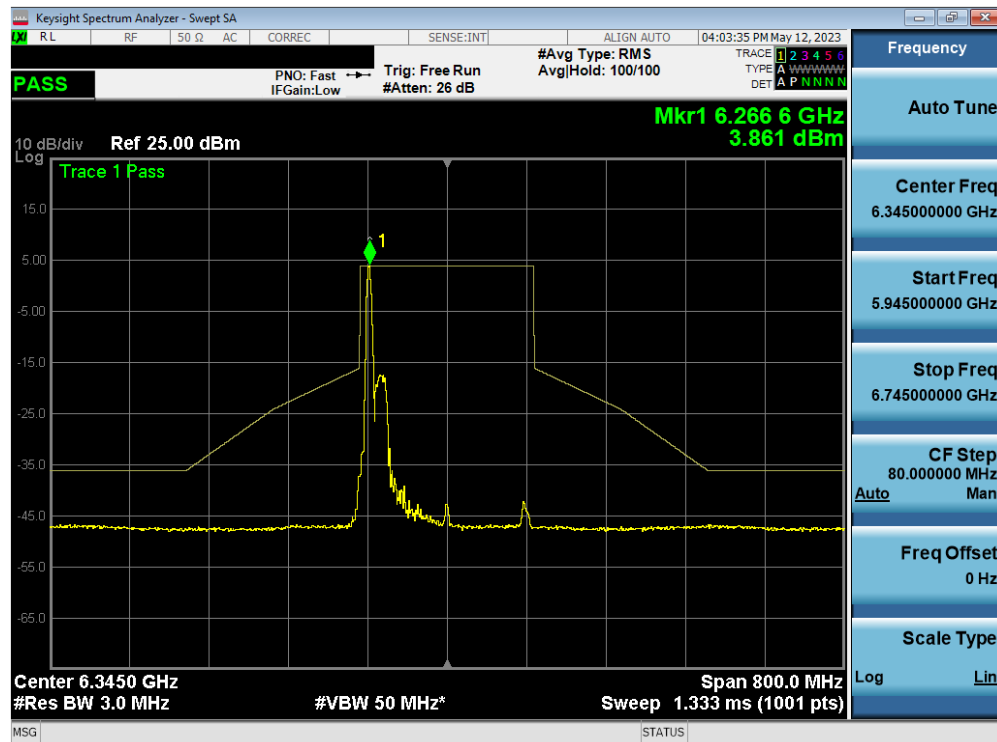


Plot 7-410. In-Band Emission Plot MIMO ANT2 (160MHz BW 802.11ax (26 Tones) (UNII Band 5) – Ch. 15)

FCC ID: A3LSMX910 IC: 649E-SMX910	MEASUREMENT REPORT		Approved by: Technical Manager
Test Report S/N: 1M2303200036-09.A3L	Test Dates: 04/03/2023 - 05/18/2023	EUT Type: Portable Tablet	Page 245 of 324



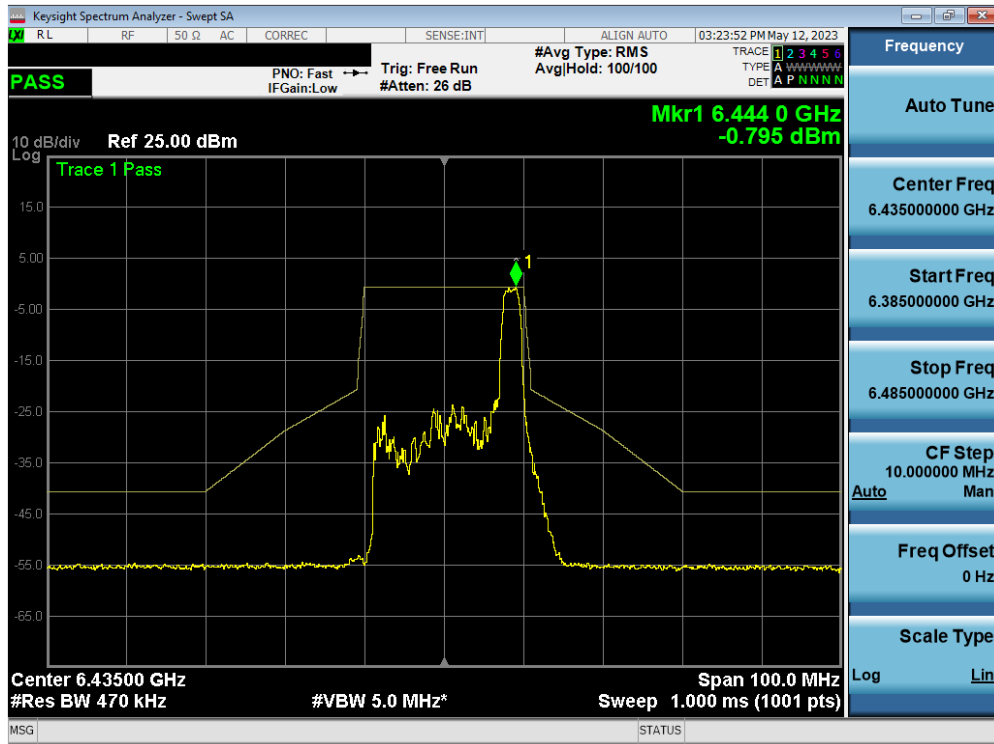
Plot 7-411. In-Band Emission Plot MIMO ANT2 (160MHz BW 802.11ax (26 Tones) (UNII Band 5) – Ch. 47)



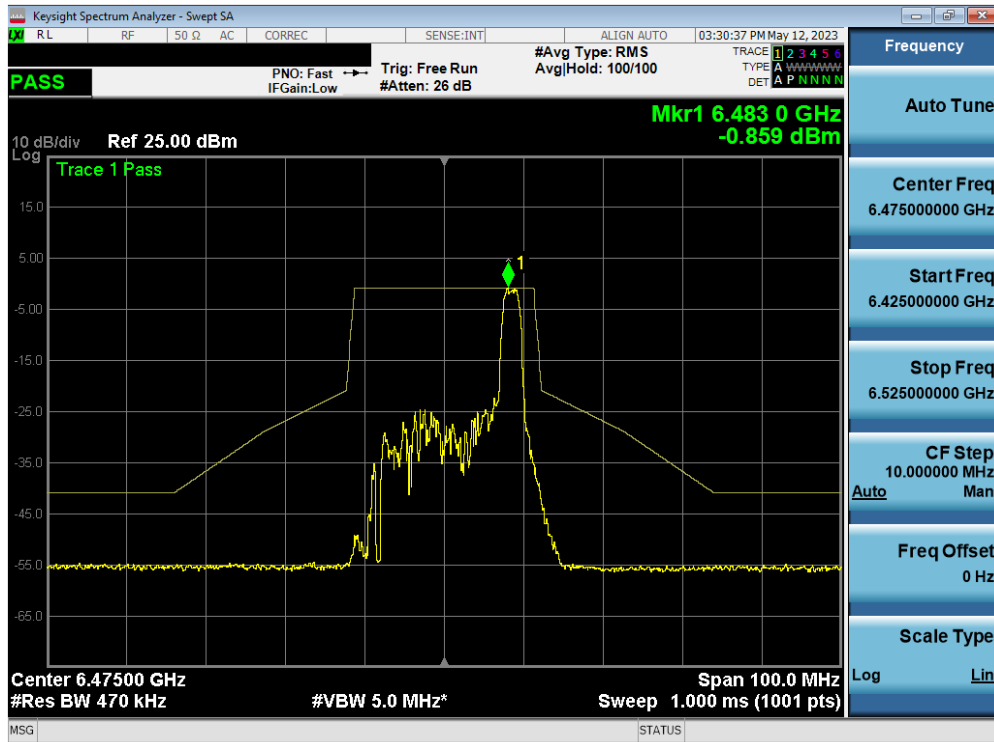
Plot 7-412. In-Band Emission Plot MIMO ANT2 (160MHz BW 802.11ax (26 Tones) (UNII Band 5) – Ch. 79)

FCC ID: A3LSMX910 IC: 649E-SMX910	MEASUREMENT REPORT		Approved by: Technical Manager
Test Report S/N: 1M2303200036-09.A3L	Test Dates: 04/03/2023 - 05/18/2023	EUT Type: Portable Tablet	Page 246 of 324

7.5.10 MIMO Antenna-2 In-Band Emission Measurements – (UNII Band 6 – Partial)

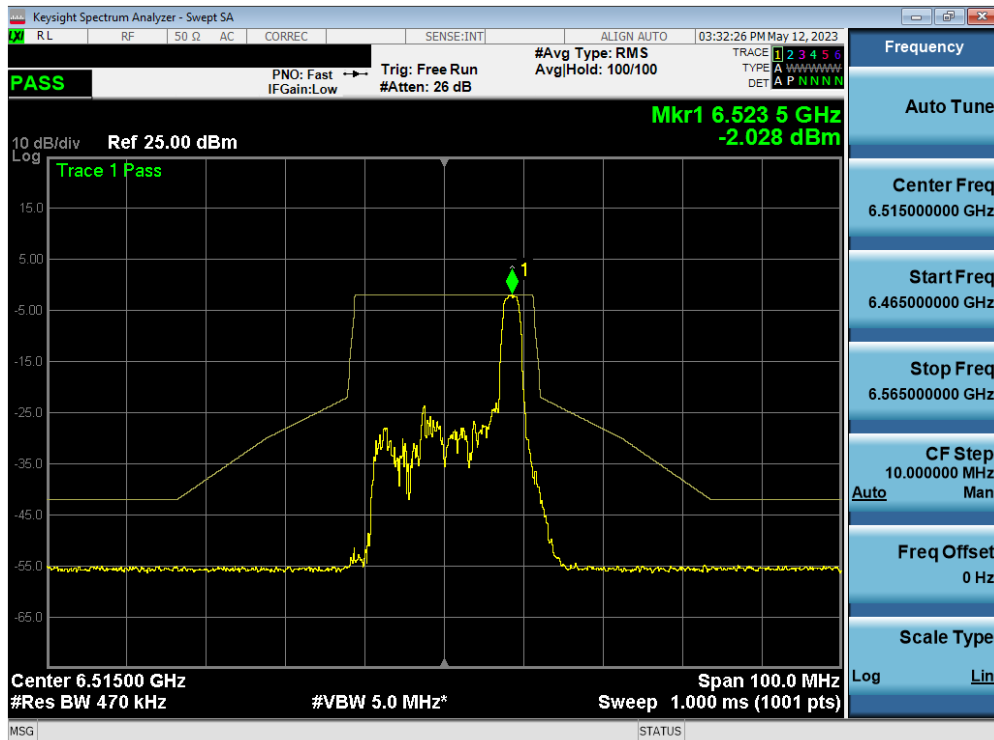


Plot 7-413. In-Band Emission Plot MIMO ANT2 (20MHz BW 802.11ax (26 Tones) (UNII Band 6) – Ch. 97)

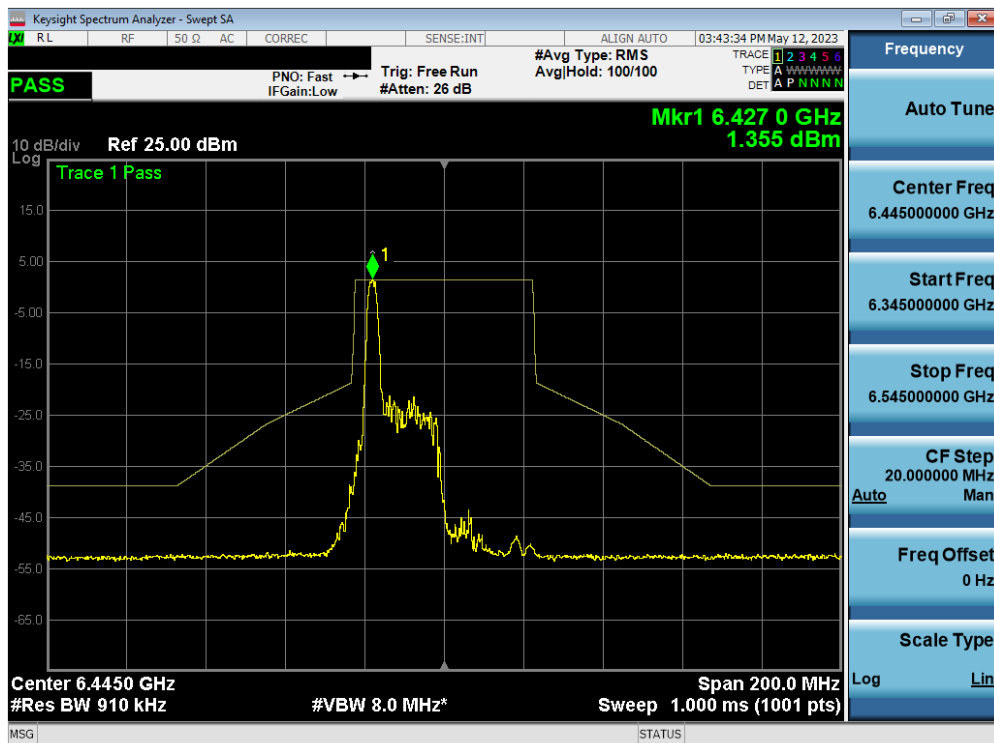


Plot 7-414. In-Band Emission Plot MIMO ANT2 (20MHz BW 802.11ax (26 Tones) (UNII Band 6) – Ch. 105)

FCC ID: A3LSMX910 IC: 649E-SMX910	MEASUREMENT REPORT		Approved by: Technical Manager
Test Report S/N: 1M2303200036-09.A3L	Test Dates: 04/03/2023 - 05/18/2023	EUT Type: Portable Tablet	Page 247 of 324

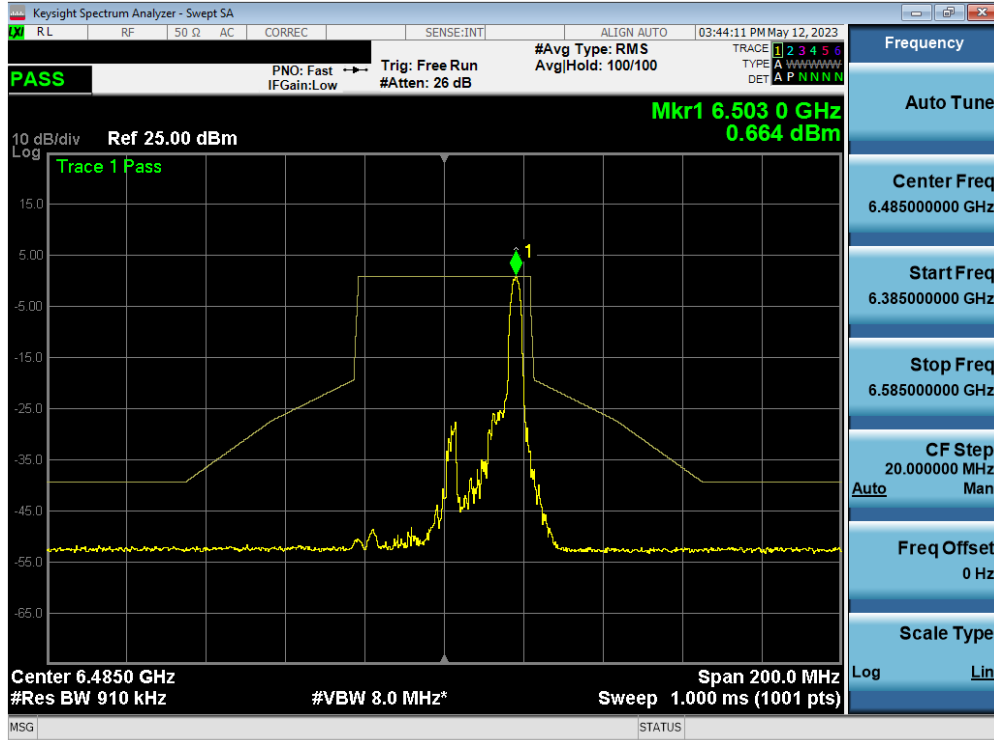


Plot 7-415. In-Band Emission Plot MIMO ANT2 (20MHz BW 802.11ax (26 Tones) (UNII Band 6) – Ch. 113)

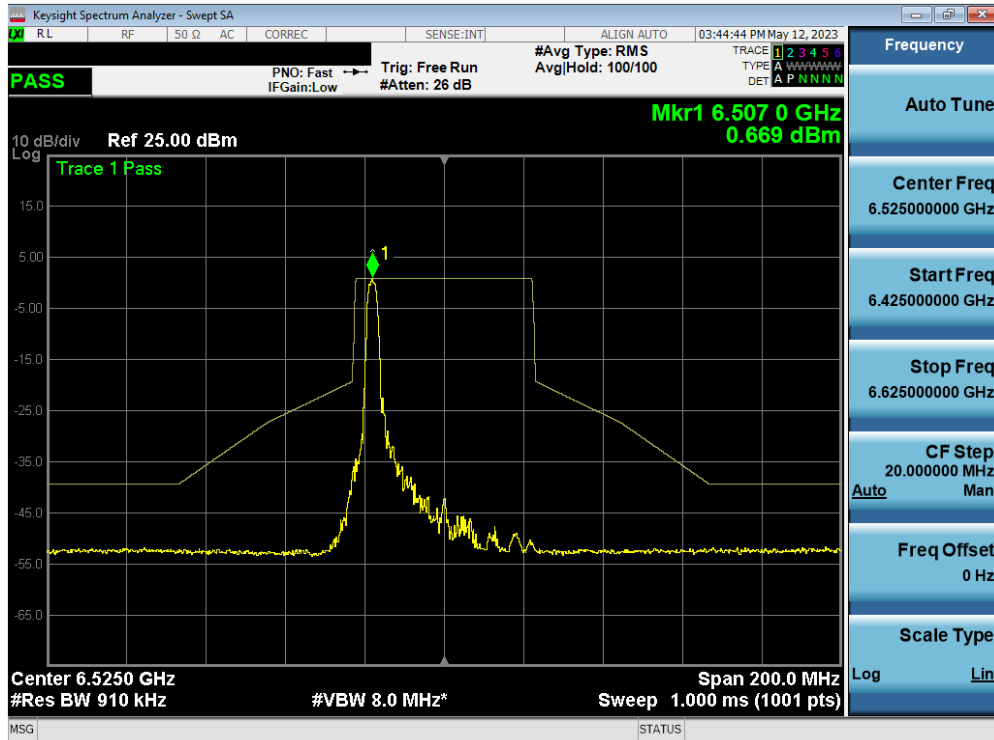


Plot 7-416. In-Band Emission Plot MIMO ANT2 (40MHz BW 802.11ax (26 Tones) (UNII Band 6) – Ch. 99)

FCC ID: A3LSMX910 IC: 649E-SMX910	MEASUREMENT REPORT		Approved by: Technical Manager
Test Report S/N: 1M2303200036-09.A3L	Test Dates: 04/03/2023 - 05/18/2023	EUT Type: Portable Tablet	Page 248 of 324

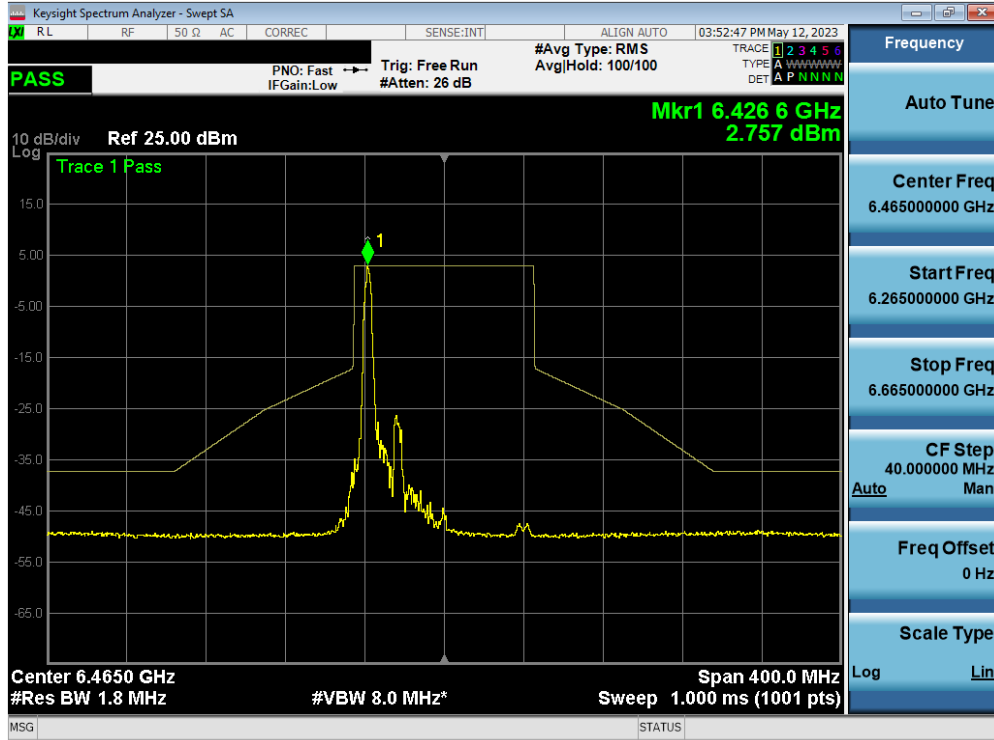


Plot 7-417. In-Band Emission Plot MIMO ANT2 (40MHz BW 802.11ax (26 Tones) (UNII Band 6) – Ch. 107)

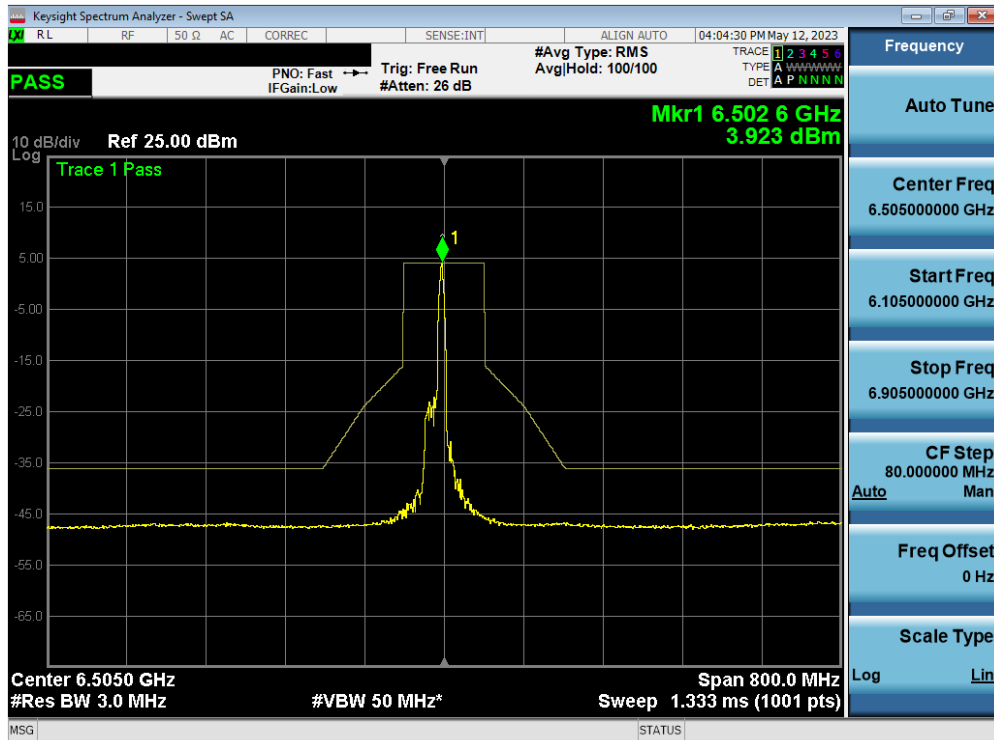


Plot 7-418. In-Band Emission Plot MIMO ANT2 (40MHz BW 802.11ax (26 Tones) (UNII Band 6) – Ch. 115)

FCC ID: A3LSMX910 IC: 649E-SMX910	MEASUREMENT REPORT		Approved by: Technical Manager
Test Report S/N: 1M2303200036-09.A3L	Test Dates: 04/03/2023 - 05/18/2023	EUT Type: Portable Tablet	Page 249 of 324



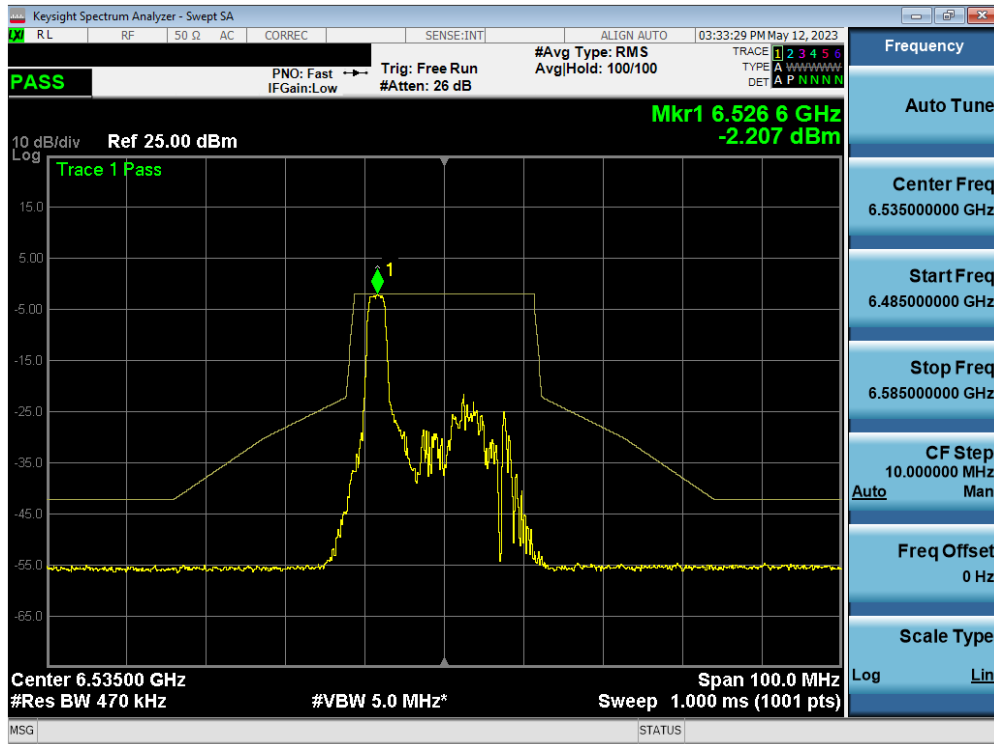
Plot 7-419. In-Band Emission Plot MIMO ANT2 (80MHz BW 802.11ax (26 Tones) (UNII Band 6) – Ch. 103)



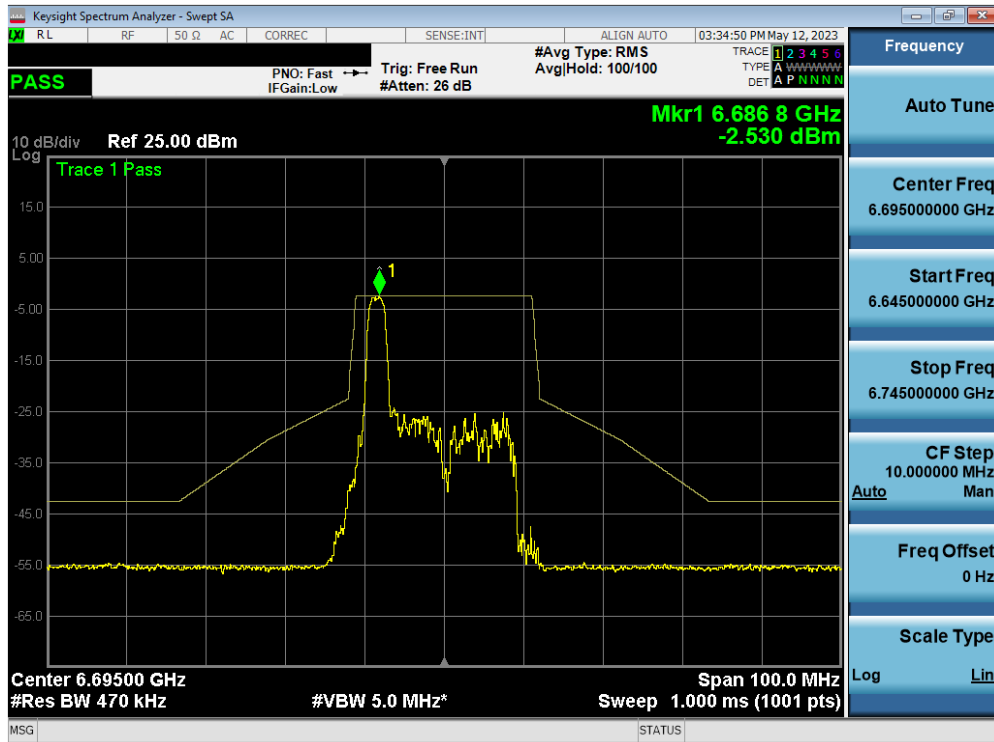
Plot 7-420. In-Band Emission Plot MIMO ANT2 (160MHz BW 802.11ax (26 Tones) (UNII Band 6) – Ch. 111)

FCC ID: A3LSMX910 IC: 649E-SMX910	MEASUREMENT REPORT		Approved by: Technical Manager
Test Report S/N: 1M2303200036-09.A3L	Test Dates: 04/03/2023 - 05/18/2023	EUT Type: Portable Tablet	Page 250 of 324

7.5.11 MIMO Antenna-2 In-Band Emission Measurements – (UNII Band 7 – Partial)

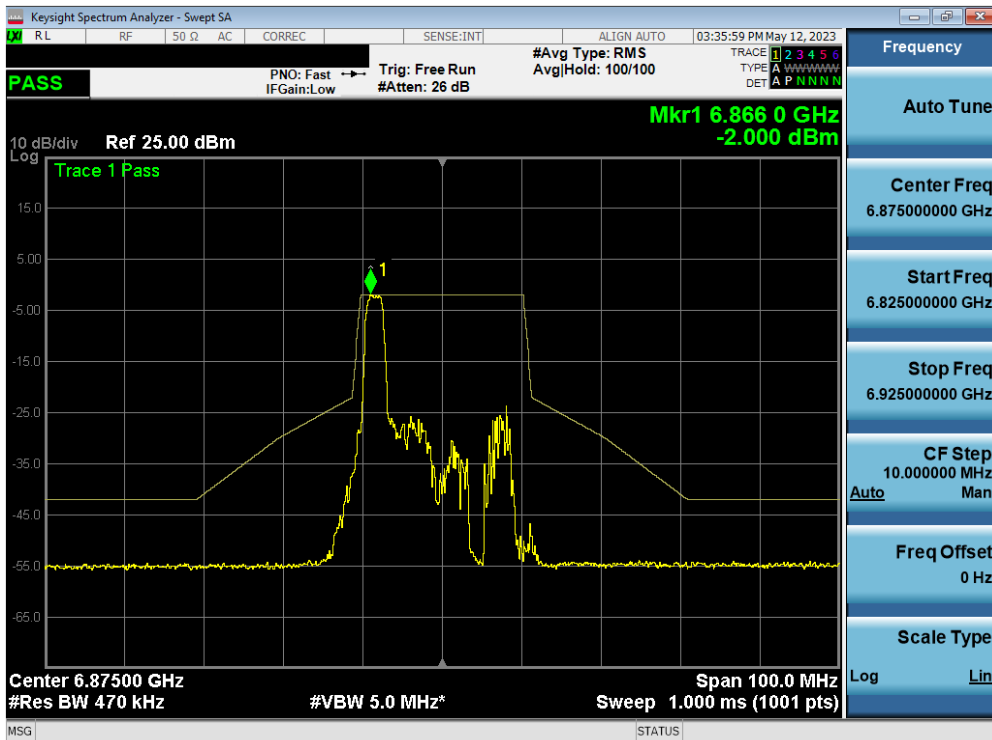


Plot 7-421. In-Band Emission Plot MIMO ANT2 (20MHz BW 802.11ax (26 Tones) (UNII Band 7) – Ch. 117)

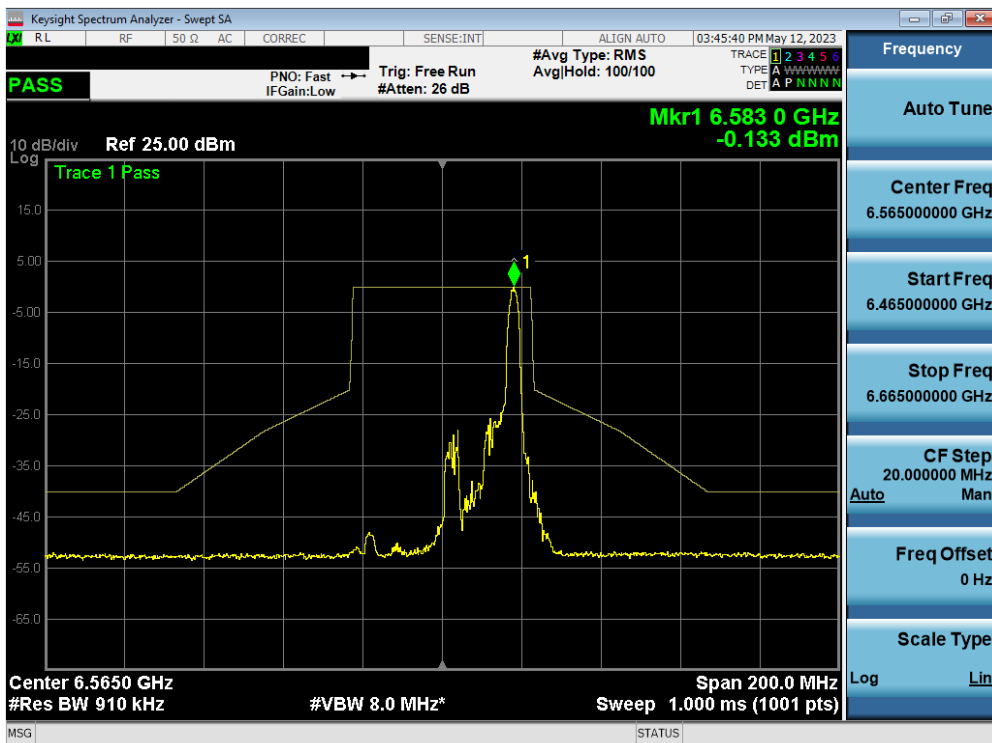


Plot 7-422. In-Band Emission Plot MIMO ANT2 (20MHz BW 802.11ax (26 Tones) (UNII Band 7) – Ch. 149)

FCC ID: A3LSMX910 IC: 649E-SMX910		MEASUREMENT REPORT		Approved by: Technical Manager
Test Report S/N: 1M2303200036-09.A3L	Test Dates: 04/03/2023 - 05/18/2023	EUT Type: Portable Tablet	Page 251 of 324	

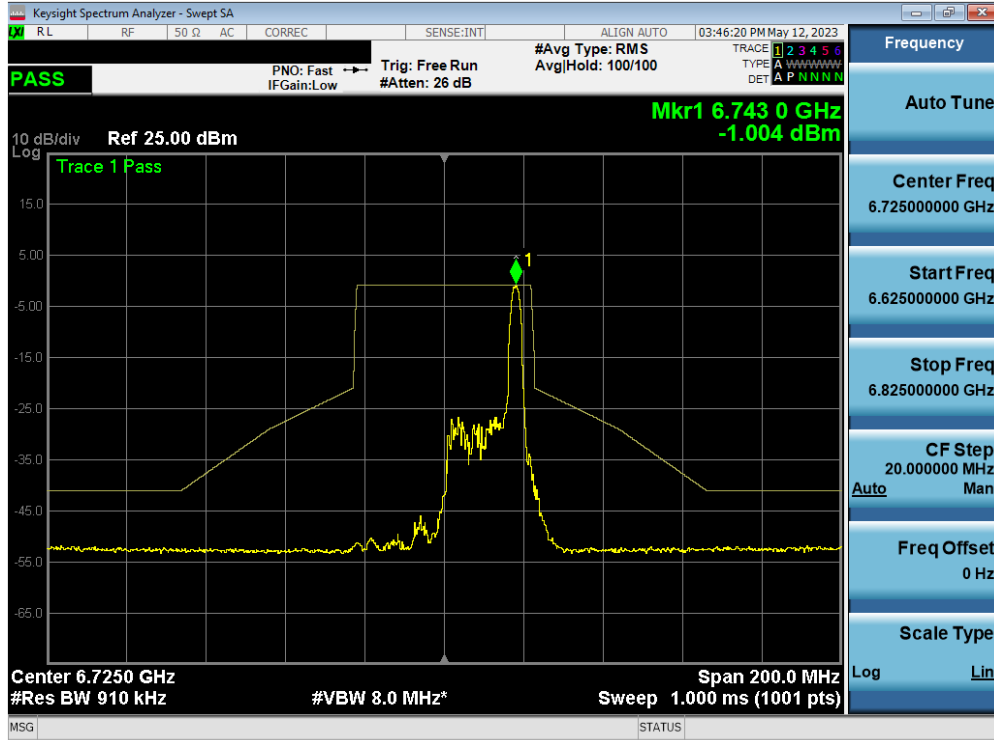


Plot 7-423. In-Band Emission Plot MIMO ANT2 (20MHz BW 802.11ax (26 Tones) (UNII Band 7) – Ch. 185)

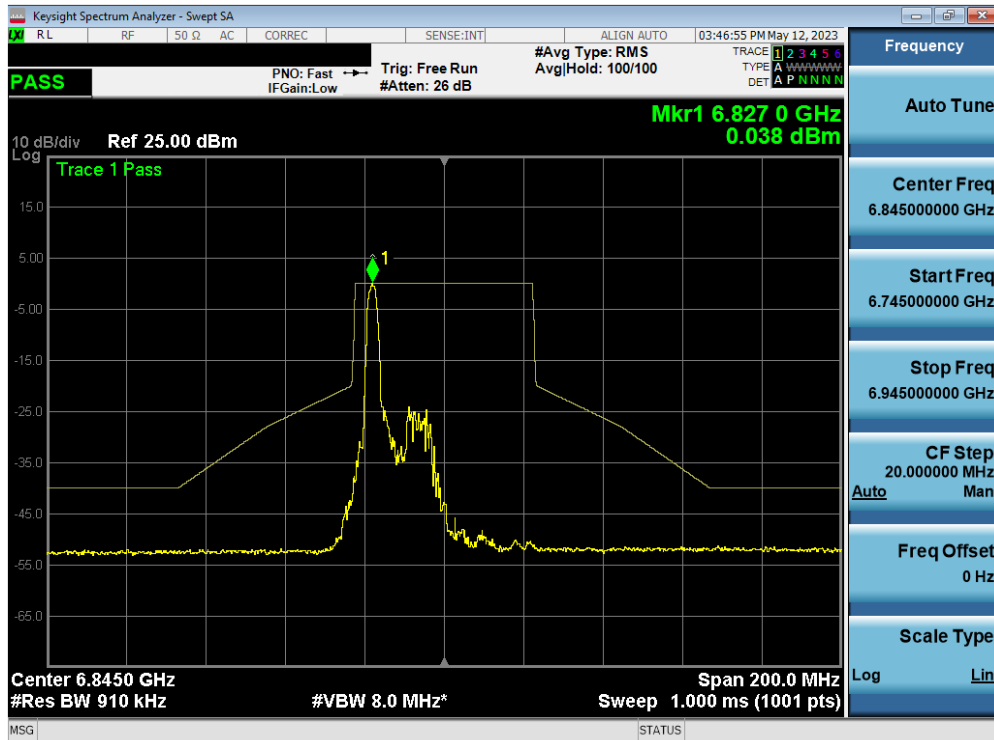


Plot 7-424. In-Band Emission Plot MIMO ANT2 (40MHz BW 802.11ax (26 Tones) (UNII Band 7) – Ch. 123)

FCC ID: A3LSMX910 IC: 649E-SMX910	MEASUREMENT REPORT		Approved by: Technical Manager
Test Report S/N: 1M2303200036-09.A3L	Test Dates: 04/03/2023 - 05/18/2023	EUT Type: Portable Tablet	Page 252 of 324

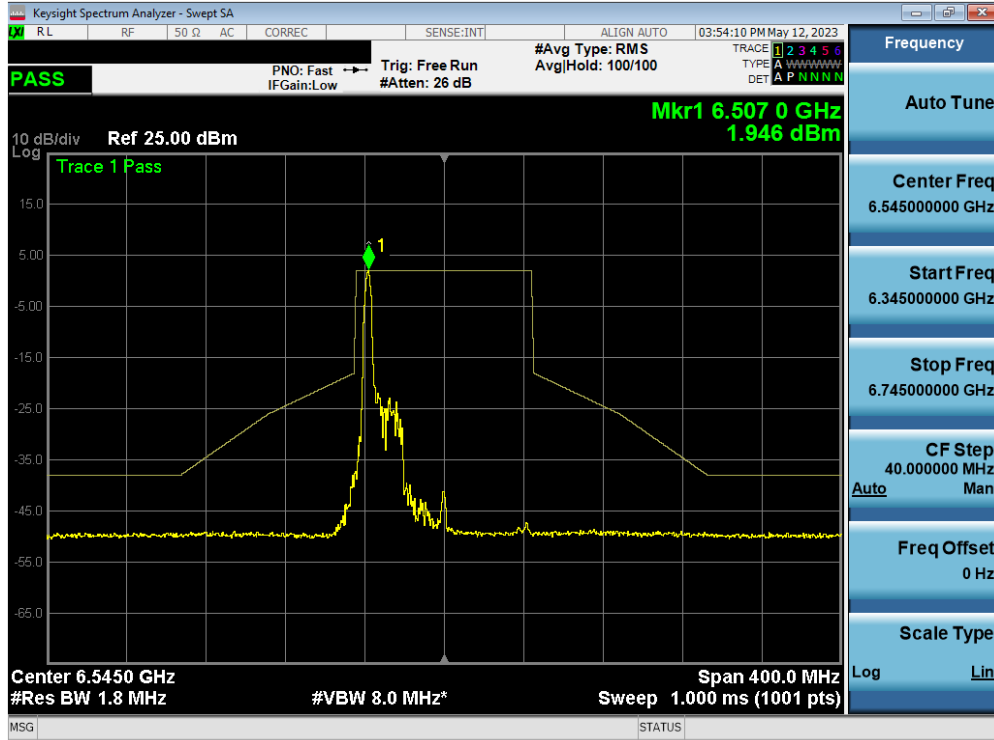


Plot 7-425. In-Band Emission Plot MIMO ANT2 (40MHz BW 802.11ax (26 Tones) (UNII Band 7) – Ch. 155)

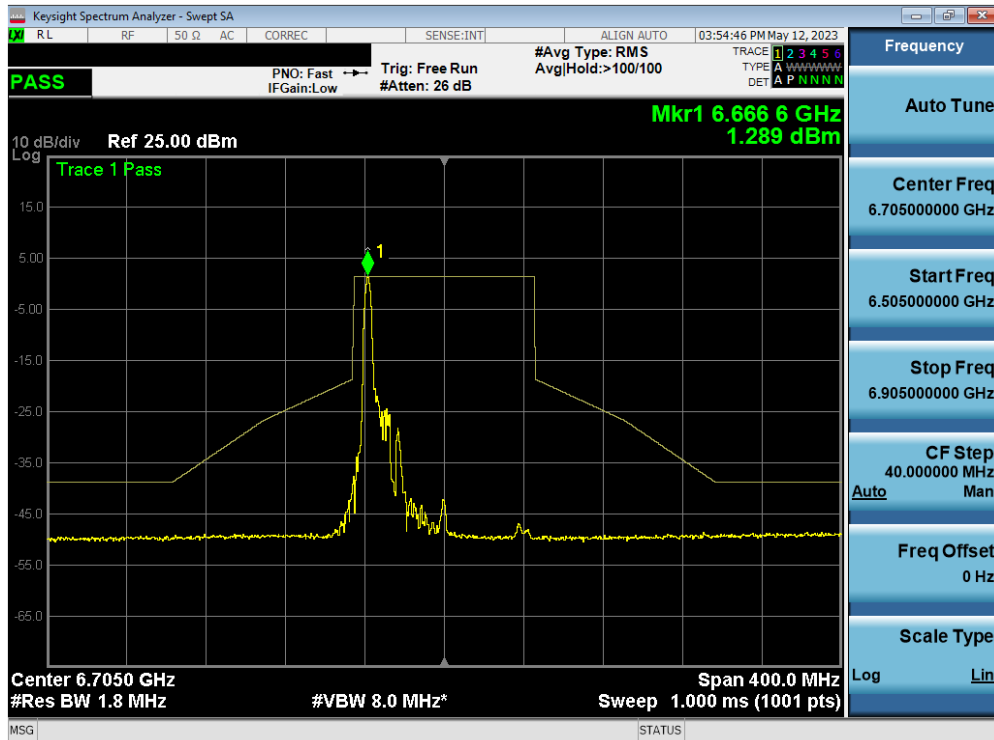


Plot 7-426. In-Band Emission Plot MIMO ANT2 (40MHz BW 802.11ax (26 Tones) (UNII Band 7) – Ch. 179)

FCC ID: A3LSMX910 IC: 649E-SMX910	MEASUREMENT REPORT		Approved by: Technical Manager
Test Report S/N: 1M2303200036-09.A3L	Test Dates: 04/03/2023 - 05/18/2023	EUT Type: Portable Tablet	Page 253 of 324

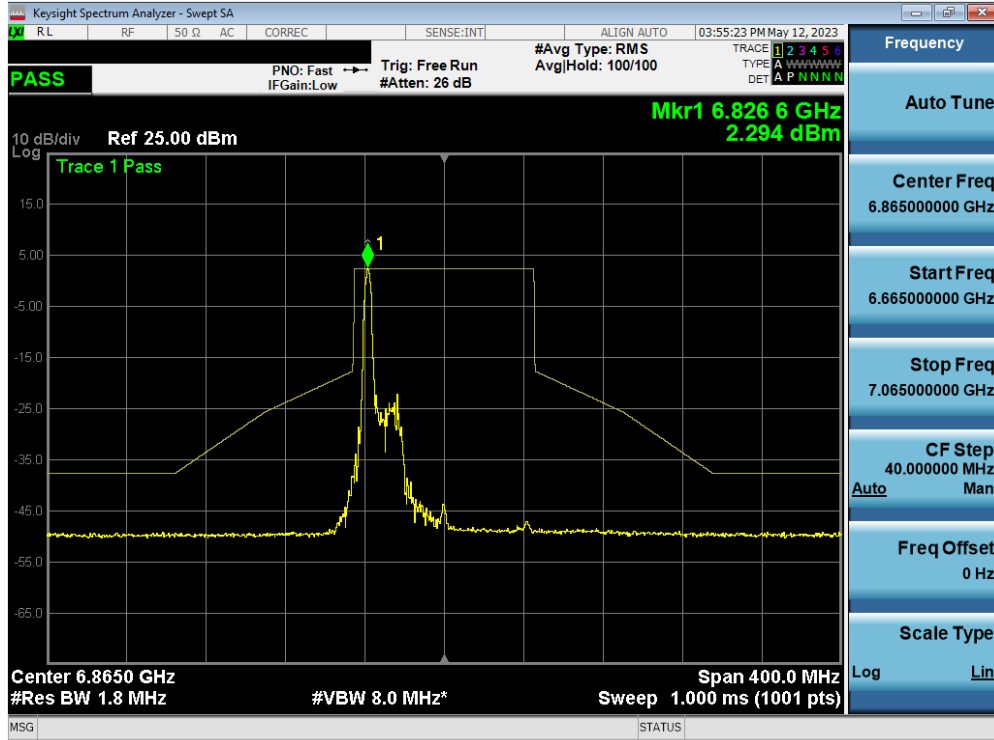


Plot 7-427. In-Band Emission Plot MIMO ANT2 (80MHz BW 802.11ax (26 Tones) (UNII Band 7) – Ch. 119)

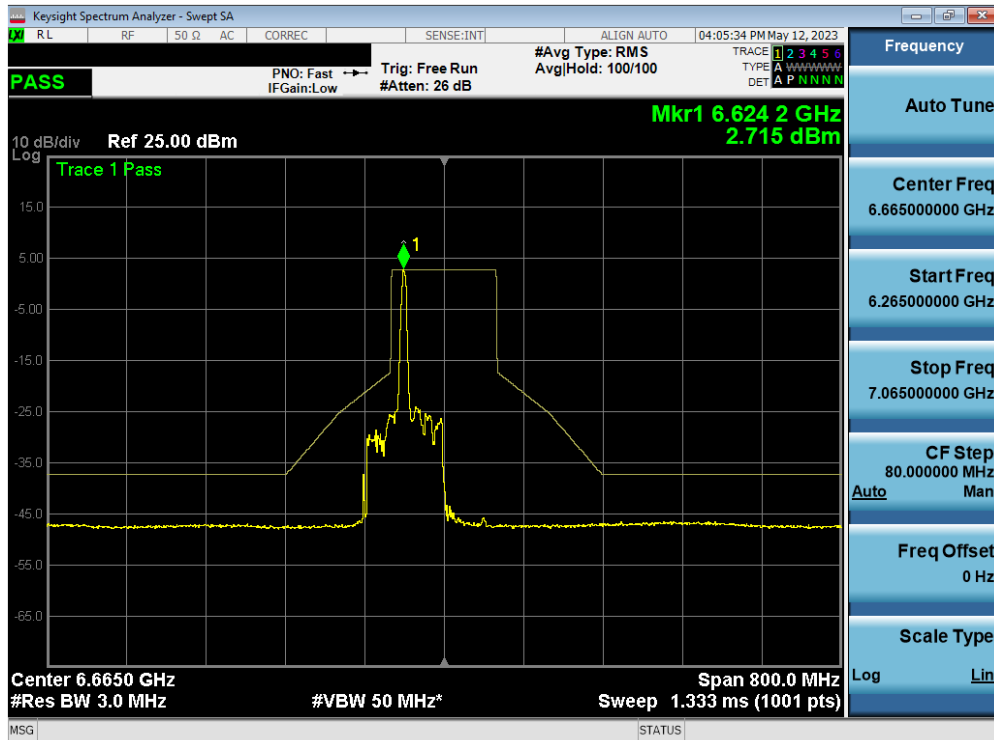


Plot 7-428. In-Band Emission Plot MIMO ANT2 (80MHz BW 802.11ax (26 Tones) (UNII Band 7) – Ch. 151)

FCC ID: A3LSMX910 IC: 649E-SMX910	MEASUREMENT REPORT		Approved by: Technical Manager
Test Report S/N: 1M2303200036-09.A3L	Test Dates: 04/03/2023 - 05/18/2023	EUT Type: Portable Tablet	Page 254 of 324

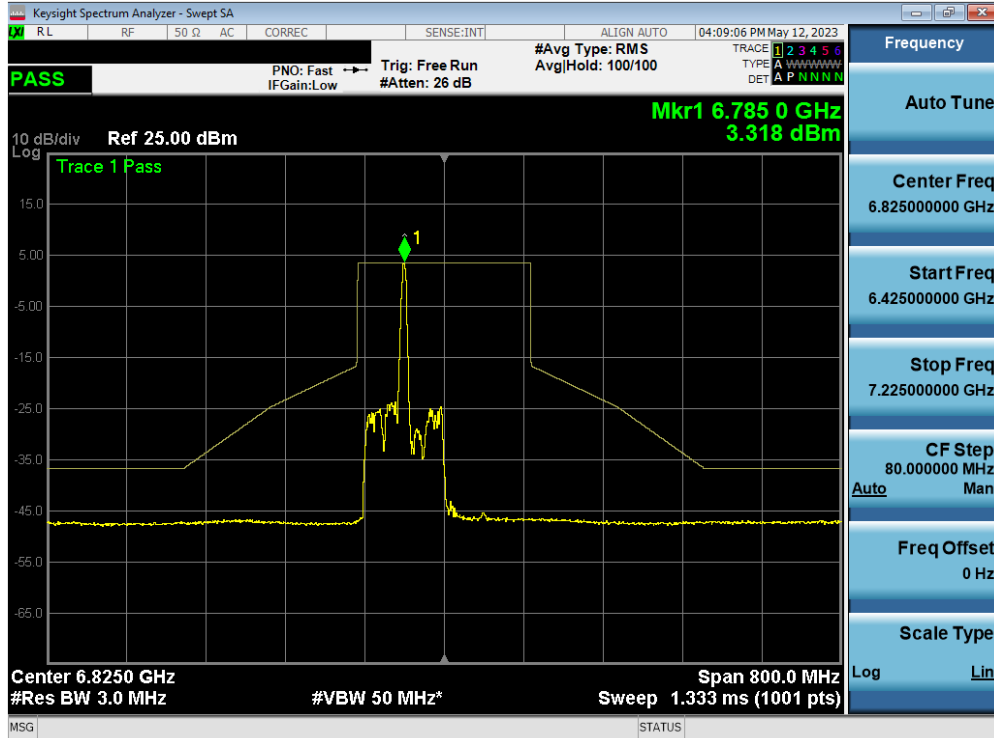


Plot 7-429. In-Band Emission Plot MIMO ANT2 (80MHz BW 802.11ax (26 Tones) (UNII Band 7) – Ch. 183)



Plot 7-430. In-Band Emission Plot MIMO ANT2 (160MHz BW 802.11ax (26 Tones) (UNII Band 7) – Ch. 143)

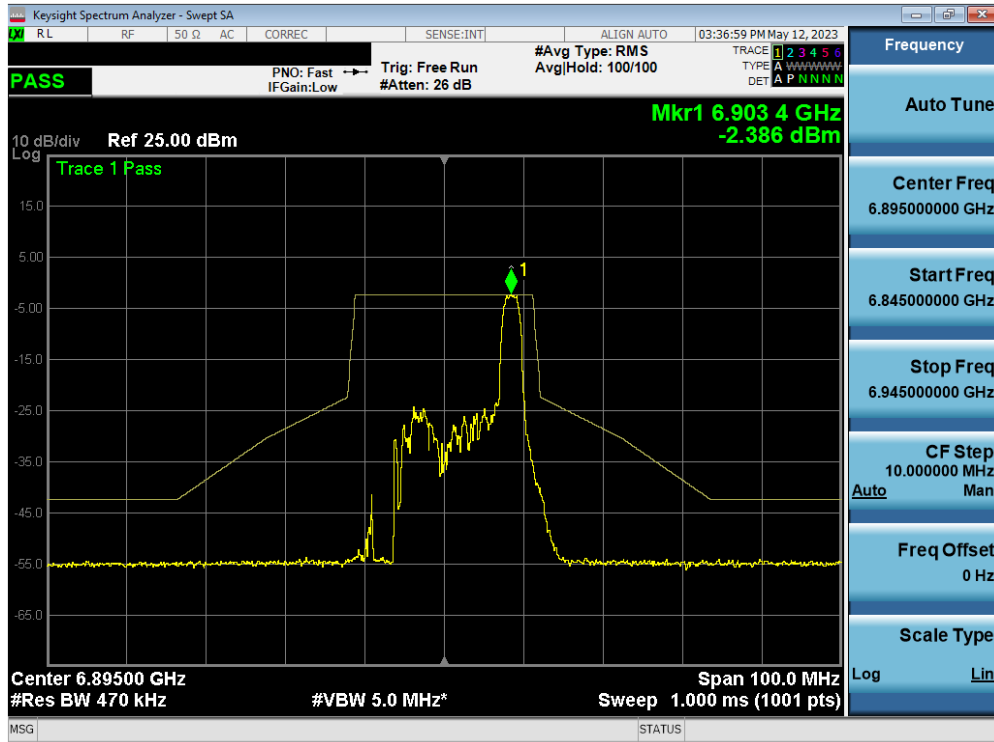
FCC ID: A3LSMX910 IC: 649E-SMX910	MEASUREMENT REPORT		Approved by: Technical Manager
Test Report S/N: 1M2303200036-09.A3L	Test Dates: 04/03/2023 - 05/18/2023	EUT Type: Portable Tablet	Page 255 of 324



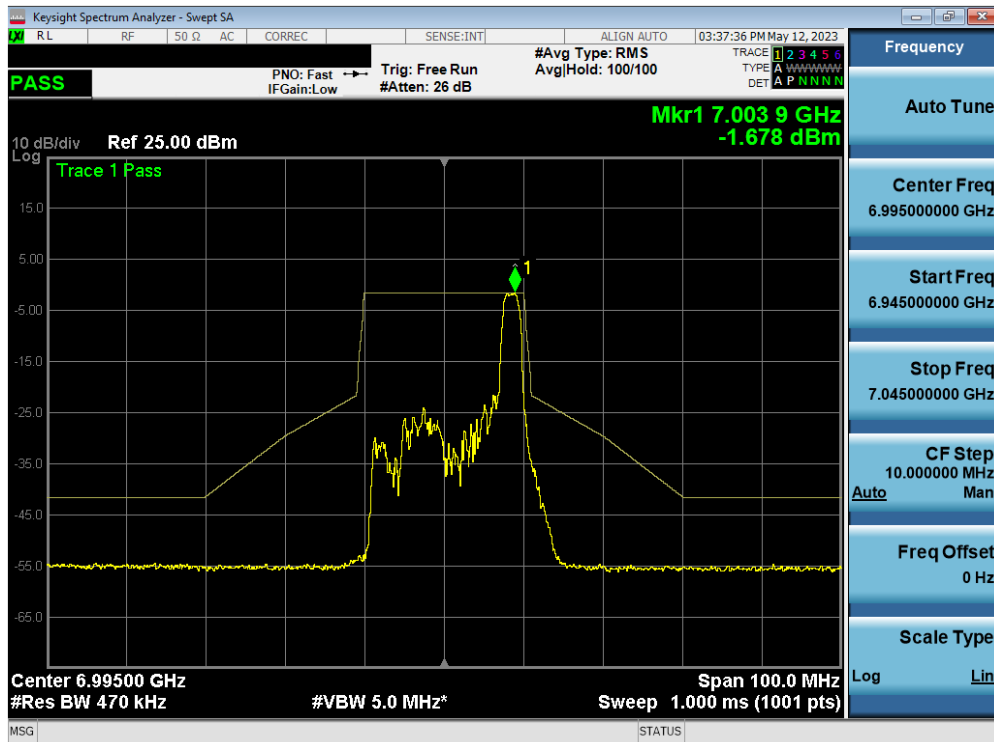
Plot 7-431. In-Band Emission Plot MIMO ANT2 (160MHz BW 802.11ax (26 Tones) (UNII Band 7) – Ch. 175)

FCC ID: A3LSMX910 IC: 649E-SMX910	MEASUREMENT REPORT		Approved by: Technical Manager
Test Report S/N: 1M2303200036-09.A3L	Test Dates: 04/03/2023 - 05/18/2023	EUT Type: Portable Tablet	Page 256 of 324

7.5.12 MIMO Antenna-2 In-Band Emission Measurements – (UNII Band 8 – Partial)

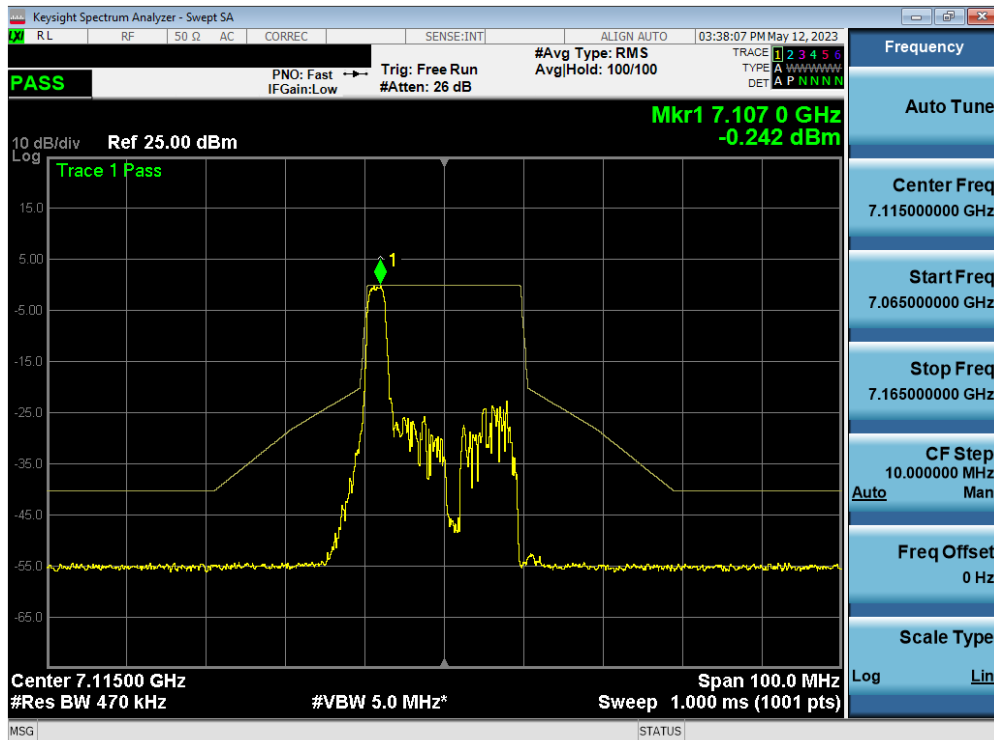


Plot 7-432. In-Band Emission Plot MIMO ANT2 (20MHz BW 802.11ax (26 Tones) (UNII Band 8) – Ch. 189)

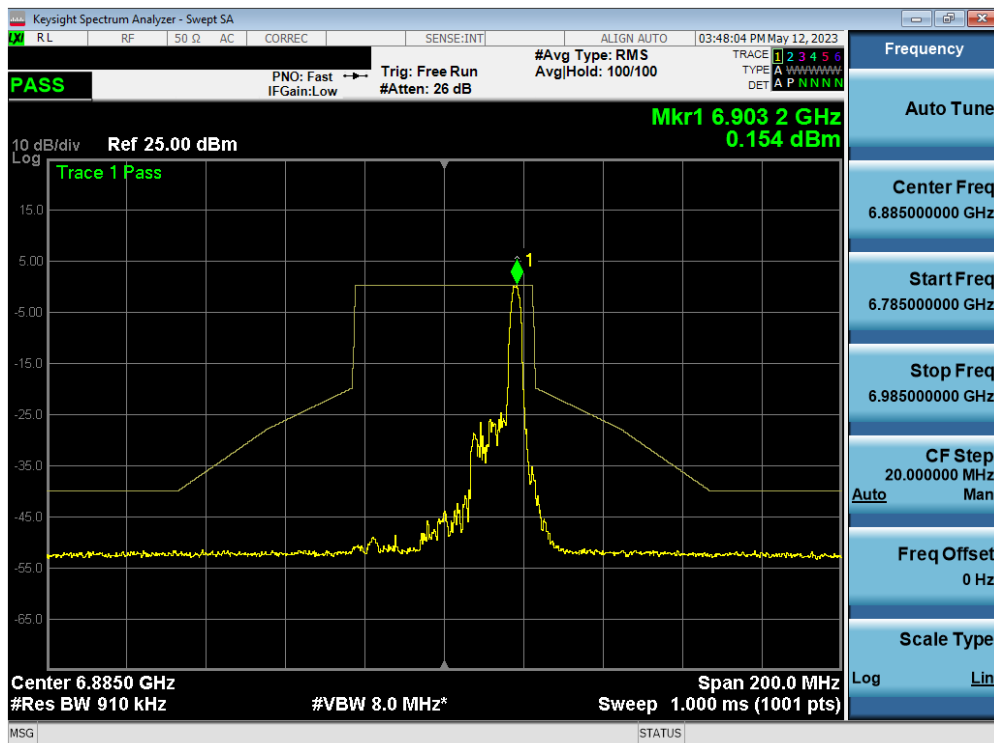


Plot 7-433. In-Band Emission Plot MIMO ANT2 (20MHz BW 802.11ax (26 Tones) (UNII Band 8) – Ch. 209)

FCC ID: A3LSMX910 IC: 649E-SMX910	MEASUREMENT REPORT		Approved by: Technical Manager
Test Report S/N: 1M2303200036-09.A3L	Test Dates: 04/03/2023 - 05/18/2023	EUT Type: Portable Tablet	Page 257 of 324



Plot 7-434. In-Band Emission Plot MIMO ANT2 (20MHz BW 802.11ax (26 Tones) (UNII Band 8) – Ch. 233)



Plot 7-435. In-Band Emission Plot MIMO ANT2 (40MHz BW 802.11ax (26 Tones) (UNII Band 8) – Ch. 187)

FCC ID: A3LSMX910 IC: 649E-SMX910	MEASUREMENT REPORT		Approved by: Technical Manager
Test Report S/N: 1M2303200036-09.A3L	Test Dates: 04/03/2023 - 05/18/2023	EUT Type: Portable Tablet	Page 258 of 324