



1. Appendix: UNLICENSED BAND SETUP PHOTOS(Conducted Test)


1) CONDUCTED RF MEASUREMENT SETUP (DTS, UNII, BLE)




2) CONDUCTED RF MEASUREMENT SETUP (Bluetooth)



3) CONDUCTED RF MEASUREMENT SETUP (DFS)





4) CONDUCTED RF MEASUREMENT SETUP (CBP)




2. Appendix: UNLICENSED BAND SETUP PHOTOS(Radiated Test)

1) RADIATED RF MEASUREMENT SETUP (BELOW 1 GHz)




2) RADIATED RF MEASUREMENT SETUP (ABOVE 1 GHz)

ABOVE 1 GHz FRONT TEST PHOTO




ABOVE 1 GHz REAR TEST PHOTO




3) RADIATED RF MEASUREMENT SETUP (WPT)



FACE OFF FRONT TEST PHOTO




FACE ON REAR TEST PHOTO





4) RADIATED RF MEASUREMENT SET-UP (Axis)



Z AXIS PHOTO




5) AC LINE CONDUCTED MEASUREMENT SETUP




6) AC LINE CONDUCTED MEASUREMENT SETUP(S-pen WPT)


AC LINE CONDUCTED FRONT TEST PHOTO



AC LINE CONDUCTED REAR TEST PHOTO



7) **S-PEN MEASUREMENT SETUP**




Edge 3 (0mm)




Edge 4 (0mm)



Edge rear (0mm)



Edge rear (increase 2cm step)



END OF TEST PHOTO