


DUT and SAR Set-up Photos

Overall Dimensions



Front View of the DUT



Rear View of the DUT



Front View of the DUT_with ACC




Rear View of the DUT_with ACC



Setup Photos

Handset Vertical and Horizontal Reference Lines

Vertical
Center Line




Horizontal
Line

Standalone Exposure Conditions

Rear (19mm)



Rear (16mm)



Rear (14mm)



Rear (0mm)



Edge 1 (7mm)



Edge 1 (0mm)




Edge 2 (26mm)




Edge 2 (0mm)




Edge 3 (9mm)




Edge 3 (0mm)



Edge 4 (25mm)



Edge 4 (20mm)




Edge 4 (17mm)




Edge 4 (0mm)



Corner A (9mm)



Corner B (11mm)



Antenna Dimensions & Separation Distances

(Antennas and wireless bands were indicated only those applied to SAR test.)

- ① Main 1 Ant. (Tx&Rx)
GSM 850, GSM 1900
WCDMA B II, IV, V
LTE B2, 4, 5, 12, 13,17,
25,26,41,66
NR Sub-6 n5, 66

- ② Wi-Fi Ant.1 (Tx&Rx)
2.4 GHz/ 5GHz
BT

- ③ Wi-Fi Ant.2 (Tx&Rx)
2.4 GHz /5 GHZ

- ④ Main 2 Ant (Tx&Rx)
LTE B2

