



# Element Suwon

13, Heungdeok 1-ro, Giheung-gu, Yongin-si, Gyeonggi-do,  
16954 South Korea  
Tel. 031.660.7319 / Fax 031.660.7318  
<http://www.element.com>

## MEASUREMENT REPORT FCC PART 15.247 Bluetooth (Low Energy)

**Applicant Name:**  
Samsung Electronics Co., Ltd.  
129, Samsung-ro,  
Yeongtong-gu, Suwon-si  
Gyeonggi-do, 16677, Korea

**Date of Testing:**  
06/10/2024 – 07/30/2024  
**Test Report Issue Date:**  
07/30/2024  
**Test Site/Location:**  
Element Lab. Yongin-Si, Gyeonggi-do, South Korea  
**Test Report Serial No.:**  
1M2405140039-09.A3L

<b>FCC ID:</b>	<b>A3LSMX828U</b>
<b>APPLICANT:</b>	<b>Samsung Electronics Co., Ltd.</b>

<b>Application Type:</b>	Certification
<b>Model:</b>	SM-X828U
<b>EUT Type:</b>	Portable Tablet
<b>Max. RF Output Power:</b>	31.536 mW (14.99 dBm) Peak Conducted
<b>Frequency Range:</b>	2402 – 2480MHz
<b>FCC Classification:</b>	Digital Transmission System (DTS)
<b>FCC Rule Part(s):</b>	Part 15 Subpart C(15.247)
<b>Test Procedure(s):</b>	ANSI C63.10-2013

This equipment has been shown to be capable of compliance with the applicable technical standards as indicated in the measurement report and was tested in accordance with the measurement procedures specified in ANSI C63.10-2013. Test results reported herein relate only to the item(s) tested.

I attest to the accuracy of data. All measurements reported herein were performed by me or were made under my supervision and are correct to the best of my knowledge and belief. I assume full responsibility for the completeness of these measurements and vouch for the qualifications of all persons taking them.

Prepared by

Reviewed by

<b>FCC ID:</b> A3LSMX828U	<b>MEASUREMENT REPORT (CERTIFICATION)</b>		<b>Approved by:</b> Technical Manager
<b>Test Report S/N:</b> 1M2405140039-09.A3L	<b>Test Dates:</b> 06/10/2024 – 07/30/2024	<b>EUT Type:</b> Portable Tablet	Page 1 of 86

## TABLE OF CONTENTS

1.0	INTRODUCTION .....	3
1.1	Scope .....	3
1.2	Element Test Location .....	3
1.3	Test Facility / Accreditations .....	3
2.0	PRODUCT INFORMATION .....	4
2.1	Equipment Description .....	4
2.2	Device Capabilities .....	4
2.3	Antenna Description .....	5
2.4	Test Configuration .....	5
2.5	Software and Firmware .....	5
2.6	EMI Suppression Device(s)/Modifications .....	5
3.0	DESCRIPTION OF TESTS .....	6
3.1	Evaluation Procedure .....	6
3.2	Radiated Emissions .....	6
3.3	Environmental Conditions .....	6
4.0	ANTENNA REQUIREMENTS .....	7
5.0	MEASUREMENT UNCERTAINTY .....	8
6.0	TEST EQUIPMENT CALIBRATION DATA .....	9
7.0	TEST RESULTS .....	10
7.1	Summary .....	10
7.2	6dB Bandwidth Measurement – Bluetooth (LE) .....	11
7.3	Output Power Measurement – Bluetooth (LE) .....	26
7.4	Power Spectral Density – Bluetooth (LE) .....	41
7.5	Conducted Emissions at the Band Edge .....	56
7.6	Conducted Spurious Emissions .....	65
7.7	Radiated Spurious Emission Measurements .....	73
7.8	Radiated Restricted Band Edge Measurements .....	82
7.9	Line Conducted Measurement Data .....	83
8.0	CONCLUSION .....	86

<b>FCC ID:</b> A3LSMX828U	<b>MEASUREMENT REPORT (CERTIFICATION)</b>		<b>Approved by:</b> Technical Manager
<b>Test Report S/N:</b> 1M2405140039-09.A3L	<b>Test Dates:</b> 06/10/2024 – 07/30/2024	<b>EUT Type:</b> Portable Tablet	Page 2 of 86

## 1.0 INTRODUCTION

### 1.1 Scope

Measurement and determination of electromagnetic emissions (EMC) of radio frequency devices including intentional and/or unintentional radiators for compliance with the technical rules and regulations of the Federal Communications Commission and Innovation, Science and Economic Development Canada.

### 1.2 Element Test Location

These measurement tests were conducted at the Element Suwon Laboratory located at 13, Heungdeok 1-ro, Giheung-gu, Yongin-si, Gyeonggi-do, 16954, South Korea. The measurement facility is compliant with the test site requirements specified in ANSI C63.4-2014.

### 1.3 Test Facility / Accreditations

**Measurements were performed at Element Materials Technology Suwon, Ltd. located in Yongin-si, Gyeonggi-do, 16954, South Korea.**

- Element Materials Technology Suwon, Ltd. is an ISO 17025-2017 accredited test facility under the American Association for Laboratory Accreditation(A2LA) with Certificate number 2041.04 for Specific Absorption Rate (SAR), and Electromagnetic Compatibility (EMC) & Telecommunications testing for FCC and Innovation, Science, and Economic Development Canada rules.
- Element Materials Technology Suwon, Ltd. facility is accredited, designated, and recognized in accordance with the provision of Radio Wave Act and International Standard ISO/IEC 17025:2017 under the National Radio Research Agency.
  - Designation Number / CABID: KR0169
  - Test Firm Registration Number of FCC: 417945
  - Test Firm Registration Number of ISED: 26168

FCC ID: A3LSMX828U	<b>MEASUREMENT REPORT (CERTIFICATION)</b>		<b>Approved by:</b> Technical Manager
Test Report S/N: 1M2405140039-09.A3L	Test Dates: 06/10/2024 – 07/30/2024	EUT Type: Portable Tablet	Page 3 of 86

## 2.0 PRODUCT INFORMATION

### 2.1 Equipment Description

The Equipment Under Test (EUT) is the **Samsung Portable Tablet FCC ID: A3LSMX828U**. The data found in this test report was taken with the EUT operating in Bluetooth low energy mode. While in low energy mode, the Bluetooth transmitter hops pseudo-randomly between 40 channels, three of which are “advertising channels”. When the transmitter is hopping only between the three advertising channels, the EUT does not fall under the category of a “hopper” as defined in 15.247(a)(iii) which states that a “frequency hopping systems in the 2400–2483.5 MHz band shall use at least 15 channels.” As operation on only the advertising channels does not qualify the EUT as a hopper, the EUT is certified as a DTS device in this mode. The data found in this report is representative of the device when it transmits on its advertising channels.

**Test Device Serial No.:** 2026M, 2065M, 0240M

### 2.2 Device Capabilities

This device contains the following capabilities:

850/1700/1900 WCDMA/HSPA, Multi-band LTE, Multi-band 5G NR (FR1 and FR2), 802.11b/g/n/ac/ax WLAN, 802.11a/n/ac/ax UNII (5GHz and 6GHz), Bluetooth (1x, EDR, LE), Wireless Power Transfer

Ch.	Frequency (MHz)
0	2402
:	:
19	2440
:	:
39	2480

**Table 2-1. Frequency / Channel Operations LE(1M,125k,500k)**

Ch.	Frequency (MHz)
1	2404
:	:
19	2440
:	:
38	2478

**Table 2-2. Frequency / Channel Operations LE(2M)**

<b>FCC ID:</b> A3LSMX828U	<b>MEASUREMENT REPORT (CERTIFICATION)</b>		<b>Approved by:</b> Technical Manager
<b>Test Report S/N:</b> 1M2405140039-09.A3L	<b>Test Dates:</b> 06/10/2024 – 07/30/2024	<b>EUT Type:</b> Portable Tablet	Page 4 of 86



### 2.3 Antenna Description

This device is only used with its integral antennas as shown in the documentation of this filing. The antenna gains for this device are as shown in the table below:

Frequency [GHz]	Antenna 1 Gain (dBi)	Antenna 2 Gain (dBi)
2.4	-5.20	-5.60

Table 2-3. Antenna Peak Gain

### 2.4 Test Configuration

The EUT was tested per the guidance of ANSI C63.10-2013. ANSI C63.10-2013 was used to reference the appropriate EUT setup for radiated spurious emissions testing. See Section 7.7, 7.8, 7.9 for radiated emissions test setups, and 7.2, 7.3, 7.4, 7.5, and 7.6 for antenna port conducted emissions test setups.

### 2.5 Software and Firmware

Testing was performed on device(s) using software/firmware version X828USQU0AXFE installed on the EUT.

### 2.6 EMI Suppression Device(s)/Modifications

No EMI suppression device(s) were added and/or no modifications were made during testing.

FCC ID: A3LSMX828U	MEASUREMENT REPORT (CERTIFICATION)		Approved by: Technical Manager
Test Report S/N: 1M2405140039-09.A3L	Test Dates: 06/10/2024 – 07/30/2024	EUT Type: Portable Tablet	Page 5 of 86

## 3.0 DESCRIPTION OF TESTS

### 3.1 Evaluation Procedure

The measurement procedures described in the American National Standard of Procedures for Compliance Testing of Unlicensed Wireless Devices (ANSI C63.10-2013) was used in the measurement of the EUT.

**Deviation from measurement procedure.....None**

### 3.2 Radiated Emissions

The radiated test facilities consisted of an indoor 3 meter semi-anechoic chamber used for final measurements and exploratory measurements, when necessary. The measurement area is contained within the semi-anechoic chamber which is shielded from any ambient interference. The test site inside the chamber is a 6m x 5.2m elliptical, obstruction-free area in accordance with Figure 5.7 of Clause 5 in ANSI C63.4-2014. Absorbers are arranged on the floor between the turn table and the antenna mast in such a way so as to maximize the reduction of reflections for measurements above 1GHz. An 80cm tall test table made of Styrodur is placed on top of the turn table. For measurements above 1GHz, an additional Styrodur pedestal is placed on top of the test table to bring the total table height to 1.5m.

For all measurements, the spectrum was scanned through all EUT azimuths and from 1 to 4 meter receive antenna height using a broadband antenna from 30MHz up to the upper frequency shown in 15.33 depending on the highest frequency generated or used in the device or on which the device operates or tunes. For frequencies above 1GHz, linearly polarized double ridge horn antennas were used. For frequencies below 30MHz, a calibrated loop antenna was used. When exploratory measurements were necessary, they were performed at 1 meter test distance inside the semi-anechoic chamber using broadband antennas, broadband amplifiers, and spectrum analyzers to determine the frequencies and modes producing the maximum emissions. Sufficient time for the EUT, support equipment, and test equipment was allowed in order for them to warm up to their normal operating condition. The test set-up was placed on top of the 1 x 1.5 meter table. The EUT, support equipment, and interconnecting cables were arranged and manipulated to maximize each emission. Appropriate precaution was taken to ensure that all emissions from the EUT were maximized and investigated. The system configuration, mode of operation, turntable azimuth, and receive antenna height was noted for each frequency found.

Final measurements were made in the semi-anechoic chamber using calibrated, linearly polarized broadband and horn antennas. The test setup was configured to the setup that produced the worst case emissions. The spectrum analyzer was set to investigate all frequencies required for testing to compare the highest radiated disturbances with respect to the specified limits. The turntable containing the EUT was rotated through 360 degrees and the height of the receive antenna was varied 1 to 4 meters and stopped at the azimuth and height producing the maximum emission. Each emission was maximized by changing the orientation of the EUT through three orthogonal planes and changing the polarity of the receive antenna, whichever produced the worst-case emissions.

All radiated measurements are performed in a chamber that meets the site requirements per ANSI C63.4-2014. Additionally, radiated emissions below 30MHz are also validated on an Open Area Test Site to assert correlation with the chamber measurements per the requirements of KDB 414788 D01.

### 3.3 Environmental Conditions

The temperature is controlled within range of 15°C to 35°C. The relative humidity is controlled within range of 10% to 75%. The atmospheric pressure is monitored within the range 86-106kPa (860-1060mbar).

<b>FCC ID:</b> A3LSMX828U	<b>MEASUREMENT REPORT (CERTIFICATION)</b>		<b>Approved by:</b> Technical Manager
<b>Test Report S/N:</b> 1M2405140039-09.A3L	<b>Test Dates:</b> 06/10/2024 – 07/30/2024	<b>EUT Type:</b> Portable Tablet	Page 6 of 86

## 4.0 ANTENNA REQUIREMENTS

**Excerpt from §15.203 of the FCC Rules/Regulations:**

“An intentional radiator antenna shall be designed to ensure that no antenna other than that furnished by the responsible party can be used with the device. The use of a permanently attached antenna or of an antenna that uses a unique coupling to the intentional radiator shall be considered sufficient to comply with the provisions of this section.”

- The antenna(s) of the EUT are **permanently attached**.
- There are no provisions for connection to an external antenna.

**Conclusion:**

The EUT complies with the requirement of §15.203.

FCC ID: A3LSMX828U	<b>MEASUREMENT REPORT (CERTIFICATION)</b>		<b>Approved by:</b> Technical Manager
Test Report S/N: 1M2405140039-09.A3L	Test Dates: 06/10/2024 – 07/30/2024	EUT Type: Portable Tablet	Page 7 of 86

## 5.0 MEASUREMENT UNCERTAINTY

The measurement uncertainties shown below were calculated in accordance with the requirements of ANSI C63.10-2013. All measurement uncertainty values are shown with a coverage factor of  $k = 2$  to indicate a 95% level of confidence. The measurement uncertainty shown below meets or exceeds the  $U_{\text{CISPR}}$  measurement uncertainty values specified in CISPR 16-4-2 and, thus, can be compared directly to specified limits to determine compliance.

Contribution	Expanded Uncertainty ( $\pm$ dB)
Conducted Bench Top Measurements	1.95
Radiated Disturbance (<1GHz)	4.10
Radiated Disturbance (>1GHz)	4.82
Radiated Disturbance (>18GHz)	4.96

FCC ID: A3LSMX828U	MEASUREMENT REPORT (CERTIFICATION)		Approved by: Technical Manager
Test Report S/N: 1M2405140039-09.A3L	Test Dates: 06/10/2024 – 07/30/2024	EUT Type: Portable Tablet	Page 8 of 86



## 6.0 TEST EQUIPMENT CALIBRATION DATA

Test Equipment Calibration is traceable to the National Institute of Standards and Technology (NIST). Measurements antennas used during testing were calibrated in accordance to the requirements of ANSI C63.5-2017.

**Table 6-1. Test Equipment**

**Note:**

For equipment listed above that has a calibration date or calibration due date that falls within the test date range, care was taken to ensure that this equipment was used after the calibration date and before the calibration due date.

FCC ID: A3LSMX828U	<b>MEASUREMENT REPORT (CERTIFICATION)</b>		<b>Approved by:</b> Technical Manager
<b>Test Report S/N:</b> 1M2405140039-09.A3L	<b>Test Dates:</b> 06/10/2024 – 07/30/2024	<b>EUT Type:</b> Portable Tablet	Page 9 of 86

## 7.0 TEST RESULTS

### 7.1 Summary

Company Name: Samsung Electronics Co., Ltd.  
 FCC ID: A3LSMX828U  
 FCC Classification: Digital Transmission System (DTS)  
 Number of Channels: 40

FCC Part Section(s)	Test Description	Test Limit	Test Condition	Test Result	Reference
15.247(a)(2)	6dB Bandwidth	> 500kHz	CONDUCTED	PASS	Section 7.2
15.247(b)(3)	Transmitter Output Power	< 1 Watt		PASS	Sections 7.3
15.247(e)	Transmitter Power Spectral Density	< 8dBm / 3kHz Band		PASS	Sections 7.4
15.247(d)	Band Edge / Out-of-Band Emissions	≥ 20dBc		PASS	Sections 7.5, 7.6
15.205 15.209	General Field Strength Limits (Restricted Bands and Radiated Emission Limits)	Emissions in restricted bands must meet the radiated limits detailed in 15.209	RADIATED	PASS	Sections 7.7, 7.8
15.207	AC Conducted Emissions 150kHz – 30MHz	< FCC 15.207 limits	LINE CONDUCTED	PASS	Sections 7.9

**Table 7-1. Summary of Test Results**

#### Notes:

- All modes of operation were investigated. The test results shown in the following sections represent the worst case emissions.
- The analyzer plots shown in this section were all taken with a correction table loaded into the analyzer. The correction table was used to account for the losses of the cables and attenuators used as part of the system to connect the EUT to the analyzer at all frequencies of interest.
- All antenna port conducted emissions testing was performed on a test bench with the antenna port of the EUT connected to the spectrum analyzer through calibrated cables and attenuators.
- For conducted spurious emissions, automated test software was used to measure emissions and capture the corresponding plots necessary to show compliance. The measurement software utilized is Element “Bluetooth LE Automation,” 3.5 .
- For radiated band edge, automated test software was used to measure emissions and capture the corresponding plots necessary to show compliance. The measurement software utilized is Element “Chamber Automation,” 1.3.1 .

FCC ID: A3LSMX828U	MEASUREMENT REPORT (CERTIFICATION)		Approved by: Technical Manager
Test Report S/N: 1M2405140039-09.A3L	Test Dates: 06/10/2024 – 07/30/2024	EUT Type: Portable Tablet	Page 10 of 86

## 7.2 6dB Bandwidth Measurement – Bluetooth (LE)

§15.247(a)(2)

### Test Overview and Limit

The bandwidth at 6dB down from the highest in-band spectral density is measured with a spectrum analyzer connected to the transmitter antenna terminal of the EUT while the EUT is operating at maximum power and at the appropriate frequencies. All modes of operation were investigated and the worst case configuration results are reported in this section.

***The minimum permissible 6dB bandwidth is 500 kHz.***

### Test Procedure Used

ANSI C63.10-2013 – Section 11.8.2 Option 2

### Test Settings

1. The signal analyzers' automatic bandwidth measurement capability of the spectrum analyzer was used to perform the 6dB bandwidth measurement. The "X" dB bandwidth parameter was set to X = 6. The bandwidth measurement was not influenced by any intermediate power nulls in the fundamental emission.
2. RBW = 100kHz
3. VBW  $\geq 3 \times$  RBW
4. Detector = Peak
5. Trace mode = max hold
6. Sweep = auto couple
7. The trace was allowed to stabilize

### Test Setup

The EUT and measurement equipment were set up as shown in the diagram below.



**Figure 7-1. Test Instrument & Measurement Setup**

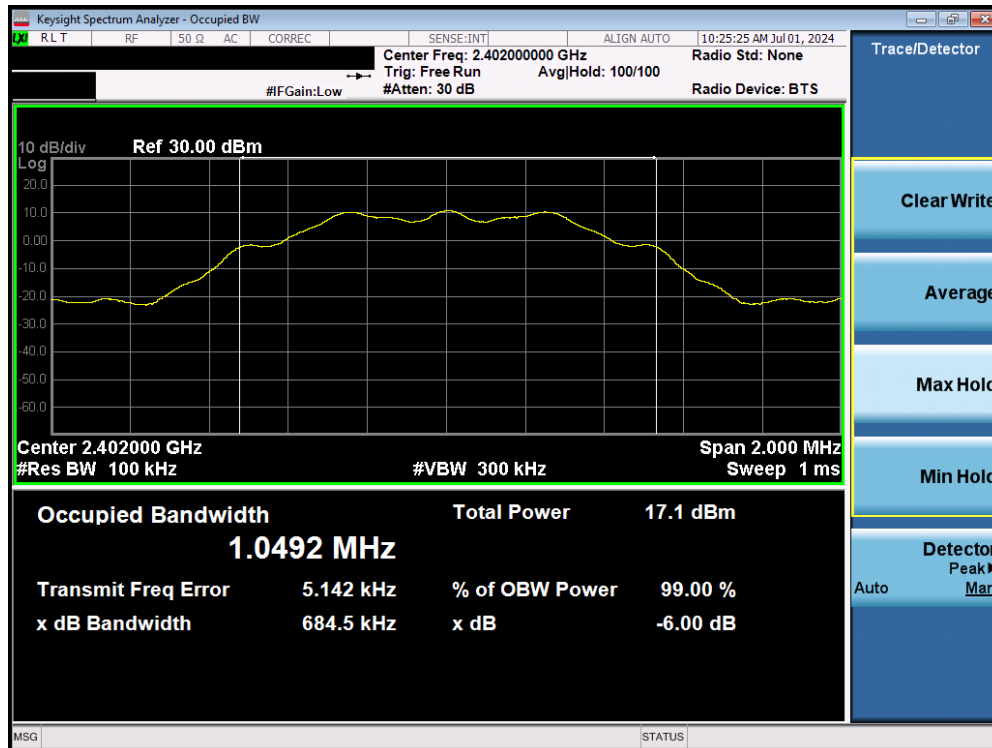
### Test Notes

None

FCC ID: A3LSMX828U	<b>MEASUREMENT REPORT (CERTIFICATION)</b>		Approved by: Technical Manager
Test Report S/N: 1M2405140039-09.A3L	Test Dates: 06/10/2024 – 07/30/2024	EUT Type: Portable Tablet	Page 11 of 86

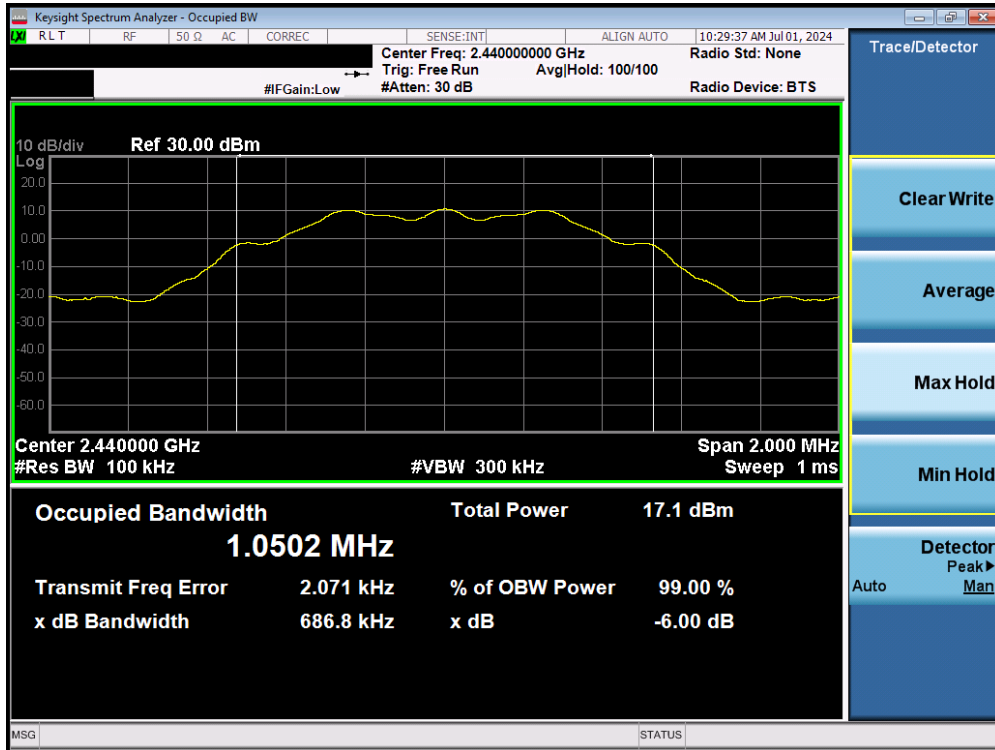
Frequency [MHz]	Data Rate	Channel No.	Bluetooth Mode	Measured Bandwidth [kHz]	Minimum Bandwidth [kHz]	Pass / Fail
2402	125 kbps	0	LE	684.5	500	Pass
2440	125 kbps	19	LE	686.8	500	Pass
2480	125 kbps	39	LE	690.0	500	Pass
2402	500 kbps	0	LE	663.1	500	Pass
2440	500 kbps	19	LE	665.9	500	Pass
2480	500 kbps	39	LE	676.9	500	Pass
2402	1 Mbps	0	LE	664.2	500	Pass
2440	1 Mbps	19	LE	656.8	500	Pass
2480	1 Mbps	39	LE	667.8	500	Pass
2404	2 Mbps	1	LE	1174.0	500	Pass
2440	2 Mbps	19	LE	1238.0	500	Pass
2478	2 Mbps	38	LE	1166.0	500	Pass

**Table 7-2. Conducted Bandwidth Measurements – Ant1**

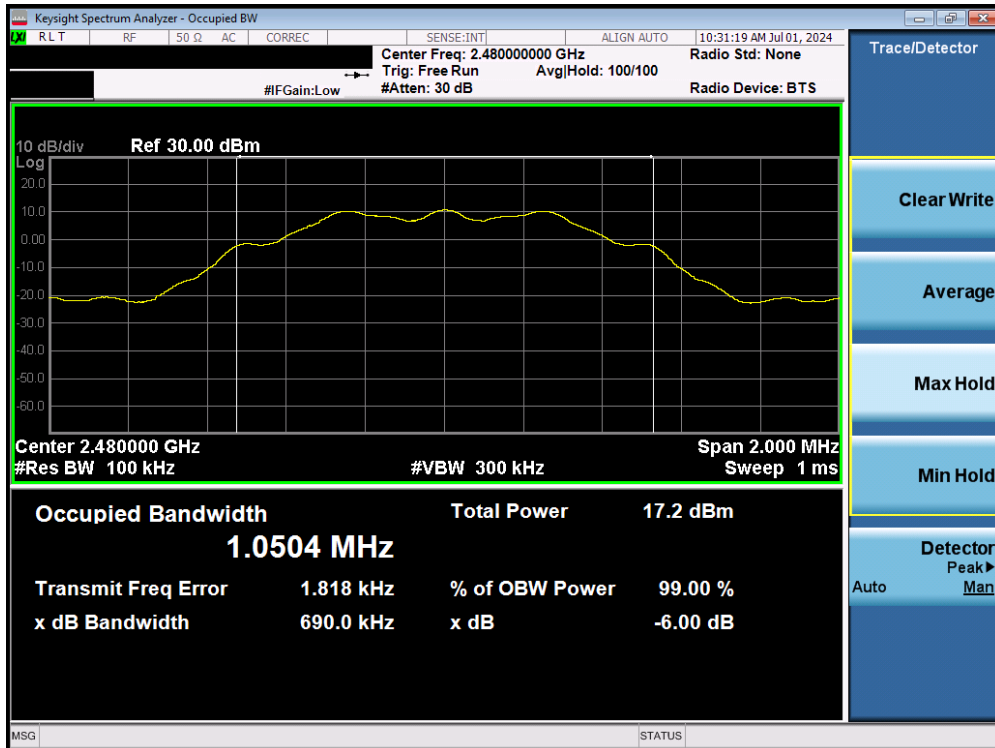


**Plot 7-1. 6dB Bandwidth Plot (Bluetooth (LE), 125kbps – Ch. 0 – Ant1)**

FCC ID: A3LSMX828U		MEASUREMENT REPORT (CERTIFICATION)		Approved by: Technical Manager
Test Report S/N: 1M2405140039-09.A3L	Test Dates: 06/10/2024 – 07/30/2024	EUT Type: Portable Tablet		Page 12 of 86

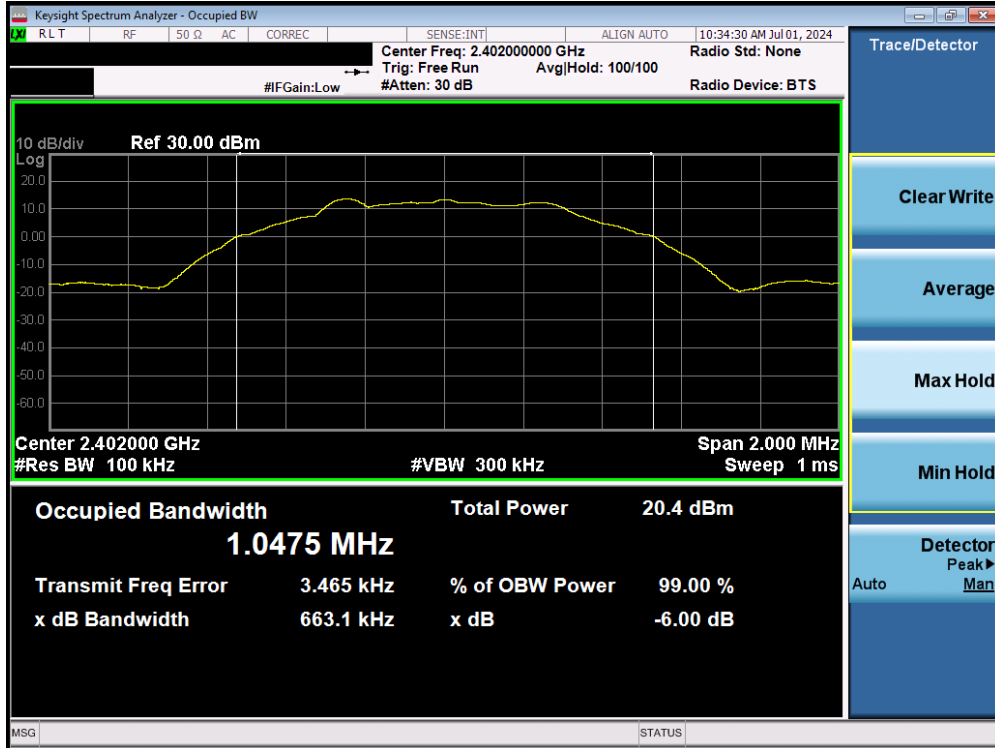


Plot 7-2. 6dB Bandwidth Plot (Bluetooth (LE), 125kbps – Ch. 19 – Ant1)

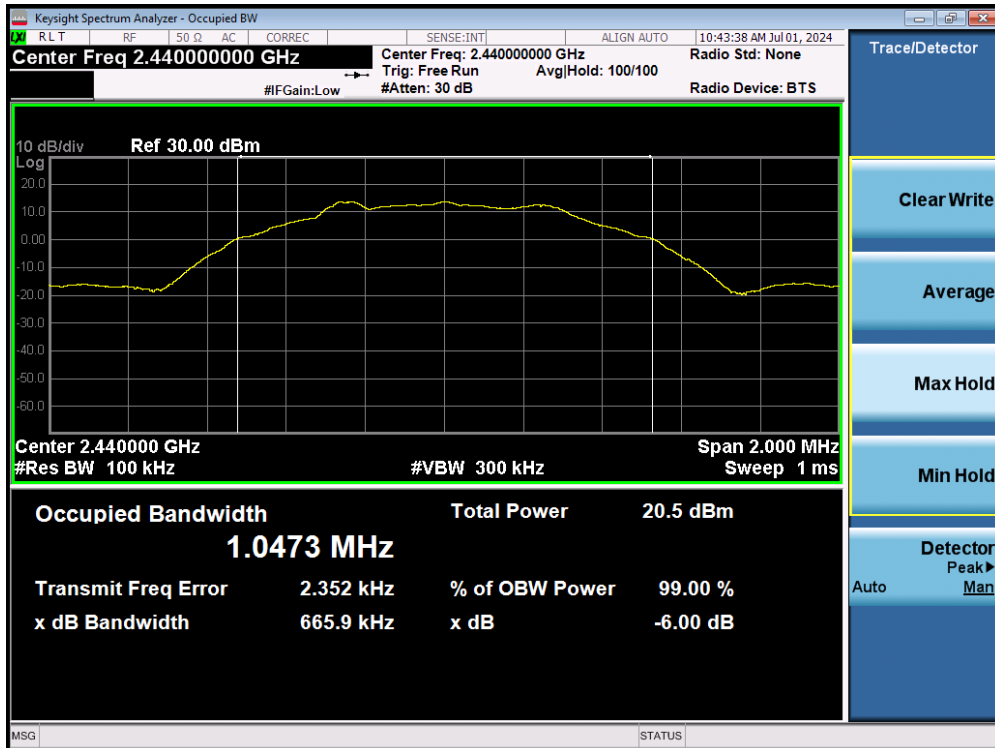


Plot 7-3. 6dB Bandwidth Plot (Bluetooth (LE), 125kbps – Ch. 39 – Ant1)

FCC ID: A3LSMX828U	<b>MEASUREMENT REPORT (CERTIFICATION)</b>		Approved by: Technical Manager
Test Report S/N: 1M2405140039-09.A3L	Test Dates: 06/10/2024 – 07/30/2024	EUT Type: Portable Tablet	Page 13 of 86

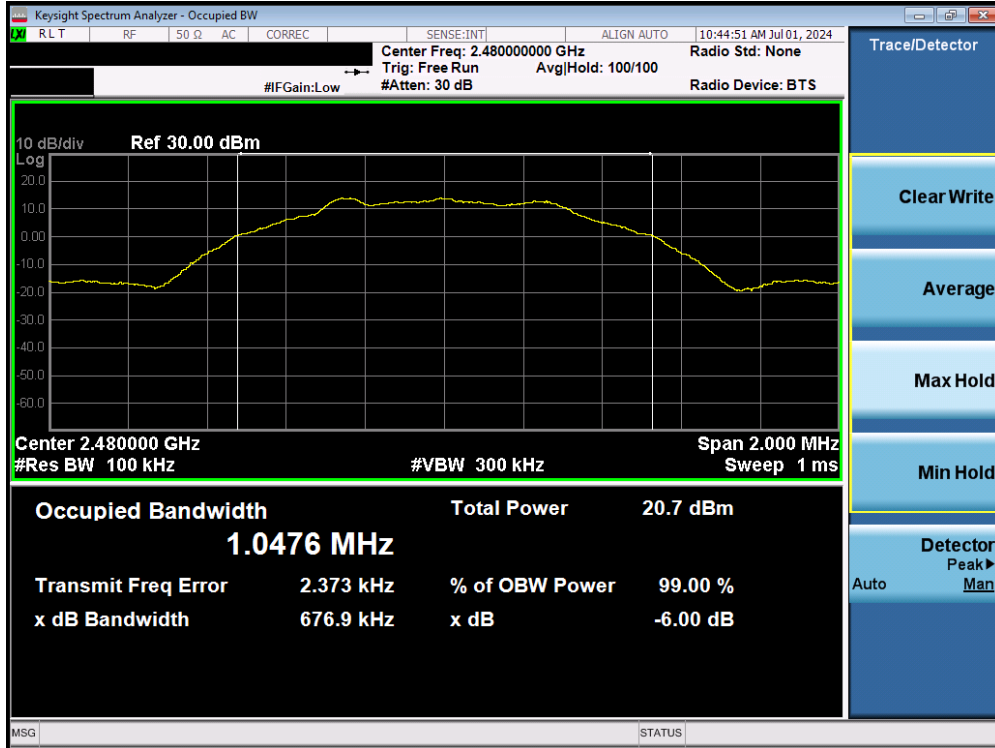


Plot 7-4. 6dB Bandwidth Plot (Bluetooth (LE), 500kbps – Ch. 0 – Ant1)

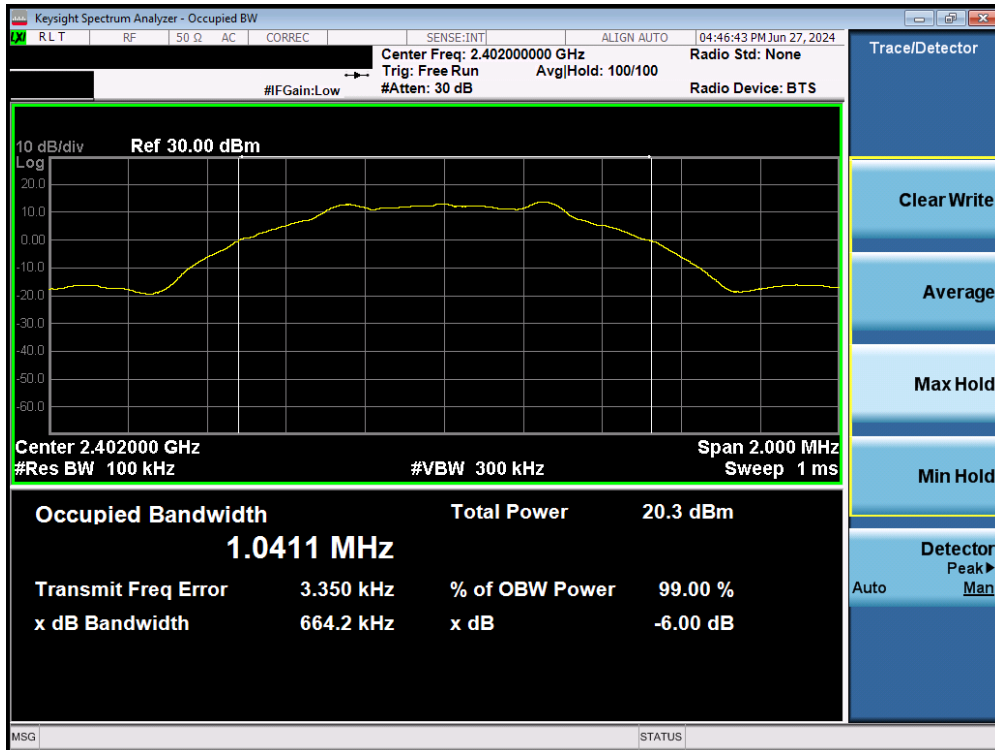


Plot 7-5. 6dB Bandwidth Plot (Bluetooth (LE), 500kbps – Ch. 19 – Ant1)

FCC ID: A3LSMX828U	<b>MEASUREMENT REPORT (CERTIFICATION)</b>		Approved by: Technical Manager
Test Report S/N: 1M2405140039-09.A3L	Test Dates: 06/10/2024 – 07/30/2024	EUT Type: Portable Tablet	Page 14 of 86

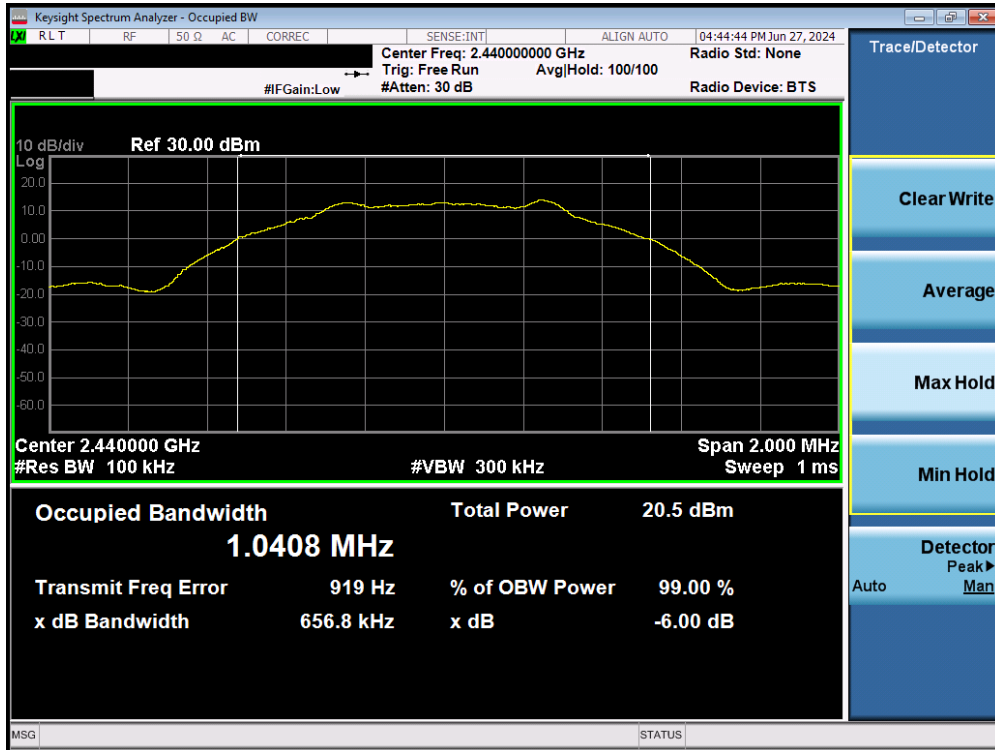


Plot 7-6. 6dB Bandwidth Plot (Bluetooth (LE), 500kbps – Ch. 39 – Ant1)

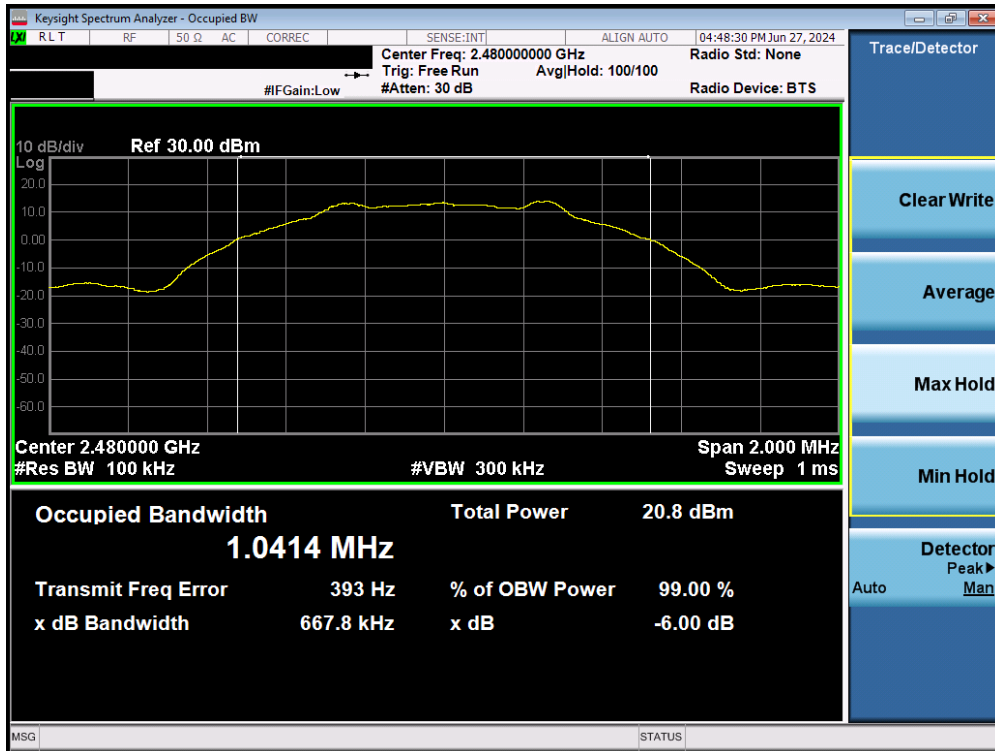


Plot 7-7. 6dB Bandwidth Plot (Bluetooth (LE), 1Mbps – Ch. 0 – Ant1)

FCC ID: A3LSMX828U	<b>MEASUREMENT REPORT (CERTIFICATION)</b>		Approved by: Technical Manager
Test Report S/N: 1M2405140039-09.A3L	Test Dates: 06/10/2024 – 07/30/2024	EUT Type: Portable Tablet	Page 15 of 86



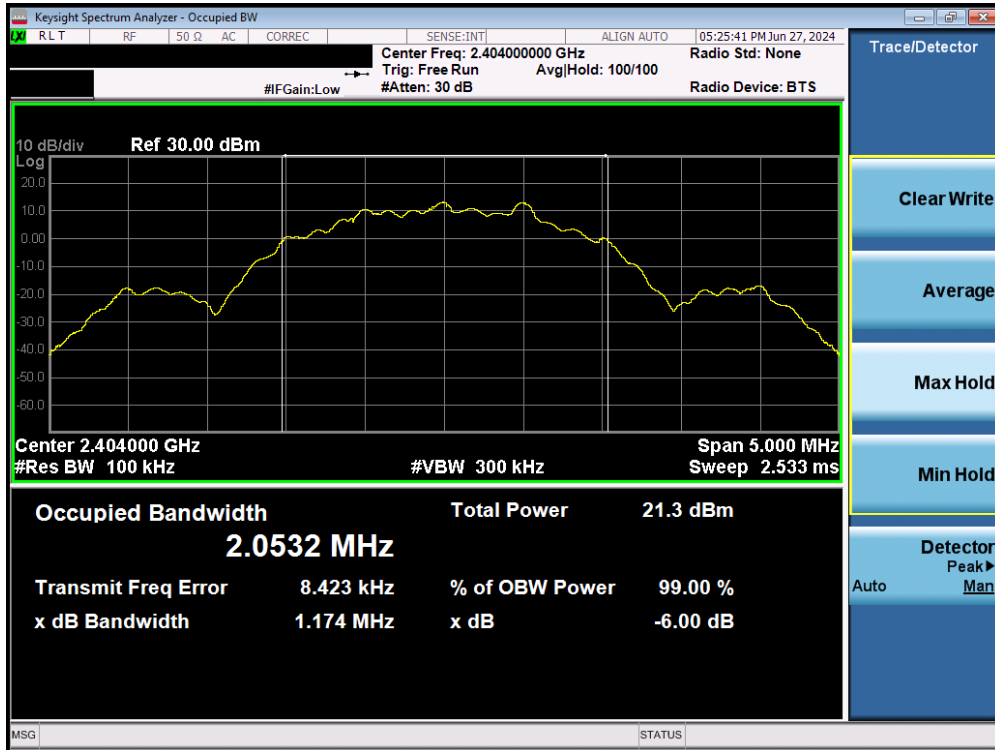
Plot 7-8. 6dB Bandwidth Plot (Bluetooth (LE), 1Mbps – Ch. 19 – Ant1)



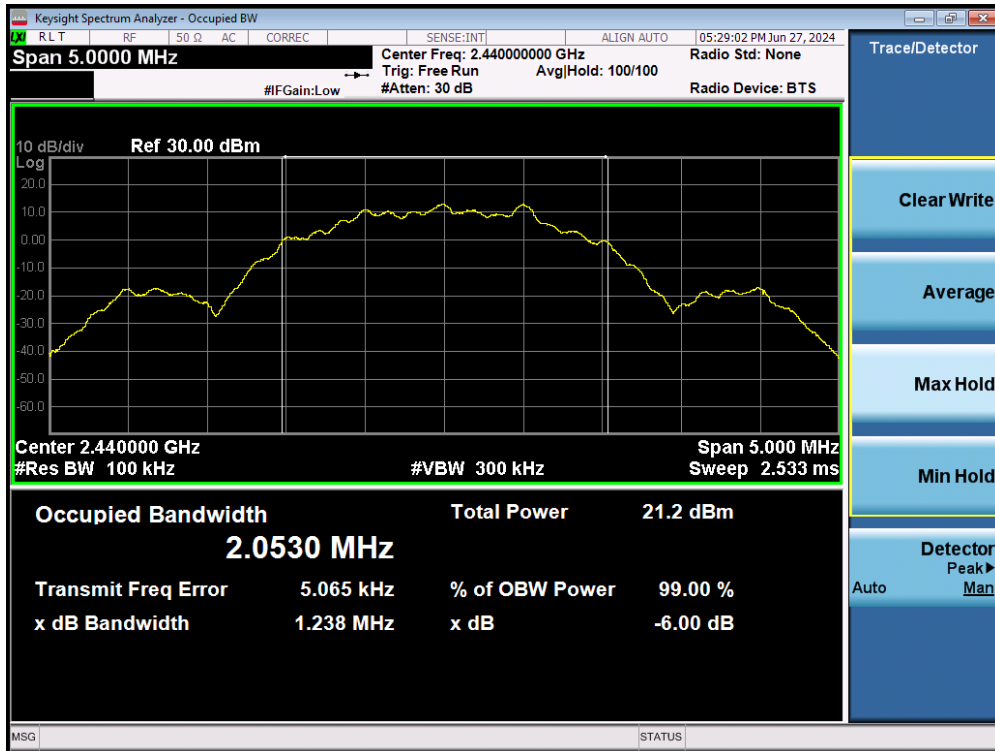
Plot 7-9. 6dB Bandwidth Plot (Bluetooth (LE), 1Mbps – Ch. 39 – Ant1)

FCC ID: A3LSMX828U	<b>MEASUREMENT REPORT (CERTIFICATION)</b>		Approved by: Technical Manager
Test Report S/N: 1M2405140039-09.A3L	Test Dates: 06/10/2024 – 07/30/2024	EUT Type: Portable Tablet	Page 16 of 86



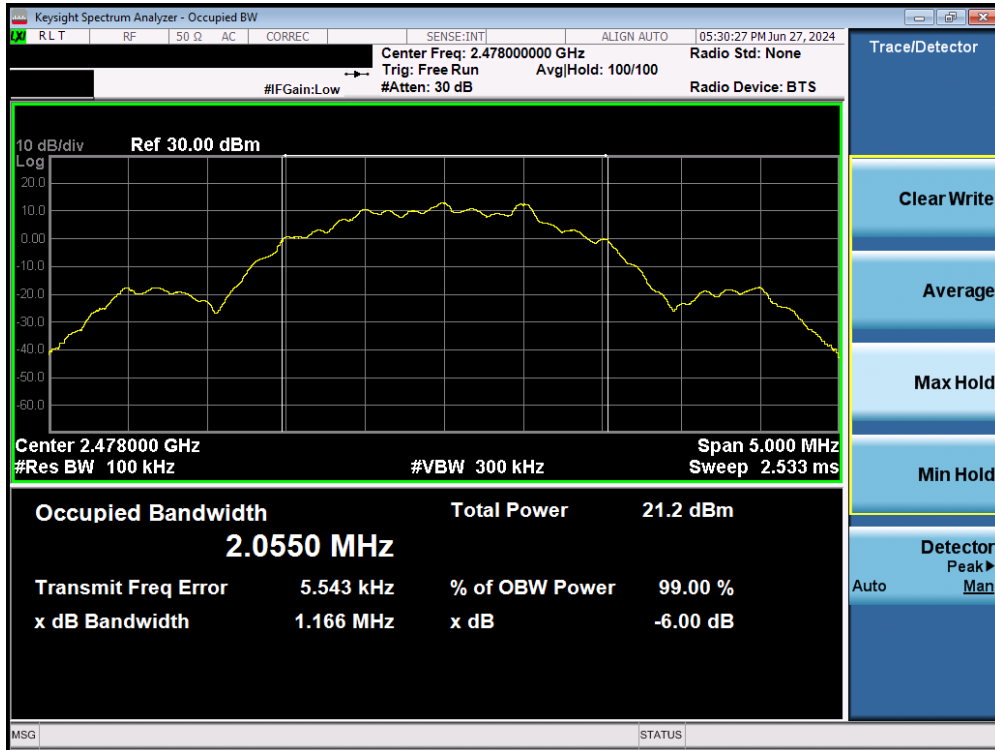


Plot 7-10. 6dB Bandwidth Plot (Bluetooth (LE), 2Mbps – Ch. 1 – Ant1)



Plot 7-11. 6dB Bandwidth Plot (Bluetooth (LE), 2Mbps – Ch. 19 – Ant1)

FCC ID: A3LSMX828U	<b>MEASUREMENT REPORT (CERTIFICATION)</b>		Approved by: Technical Manager
Test Report S/N: 1M2405140039-09.A3L	Test Dates: 06/10/2024 – 07/30/2024	EUT Type: Portable Tablet	Page 17 of 86



Plot 7-12. 6dB Bandwidth Plot (Bluetooth (LE), 2Mbps – Ch. 38 – Ant1)

FCC ID: A3LSMX828U	<b>MEASUREMENT REPORT (CERTIFICATION)</b>		Approved by: Technical Manager
Test Report S/N: 1M2405140039-09.A3L	Test Dates: 06/10/2024 – 07/30/2024	EUT Type: Portable Tablet	Page 18 of 86

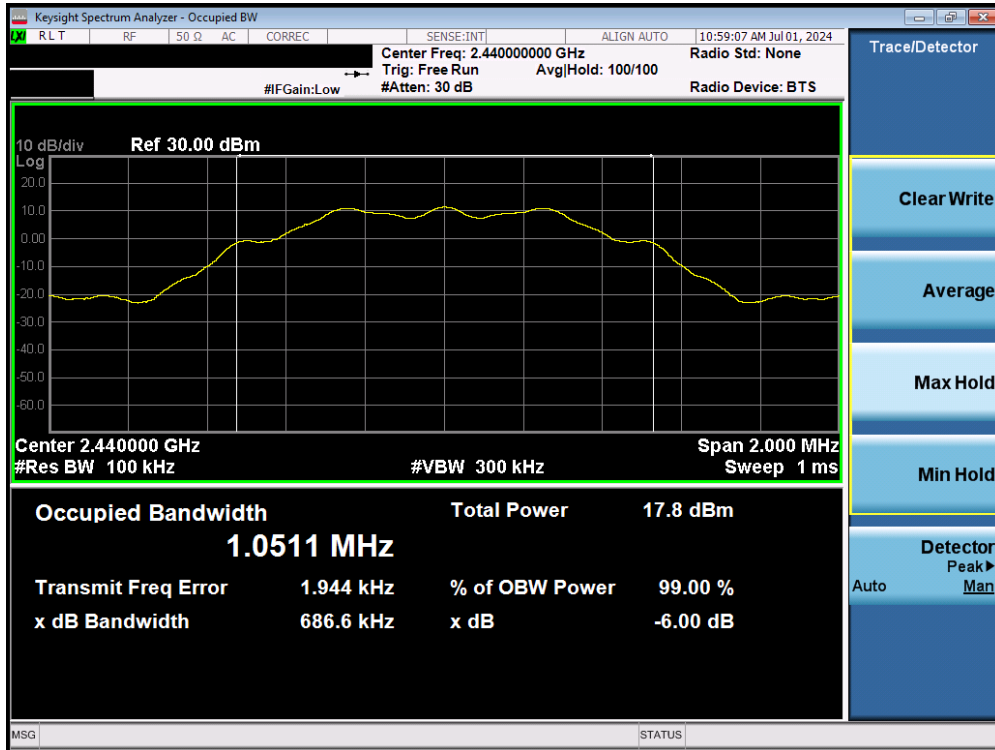
Frequency [MHz]	Data Rate	Channel No.	Bluetooth Mode	Measured Bandwidth [kHz]	Minimum Bandwidth [kHz]	Pass / Fail
2402	125 kbps	0	LE	685.7	500	Pass
2440	125 kbps	19	LE	686.6	500	Pass
2480	125 kbps	39	LE	688.3	500	Pass
2402	500 kbps	0	LE	664.7	500	Pass
2440	500 kbps	19	LE	665.5	500	Pass
2480	500 kbps	39	LE	664.4	500	Pass
2402	1 Mbps	0	LE	664.8	500	Pass
2440	1 Mbps	19	LE	665.8	500	Pass
2480	1 Mbps	39	LE	666.3	500	Pass
2404	2 Mbps	1	LE	1170.0	500	Pass
2440	2 Mbps	19	LE	1171.0	500	Pass
2478	2 Mbps	38	LE	1174.0	500	Pass

Table 7-3. Conducted Bandwidth Measurements – Ant2

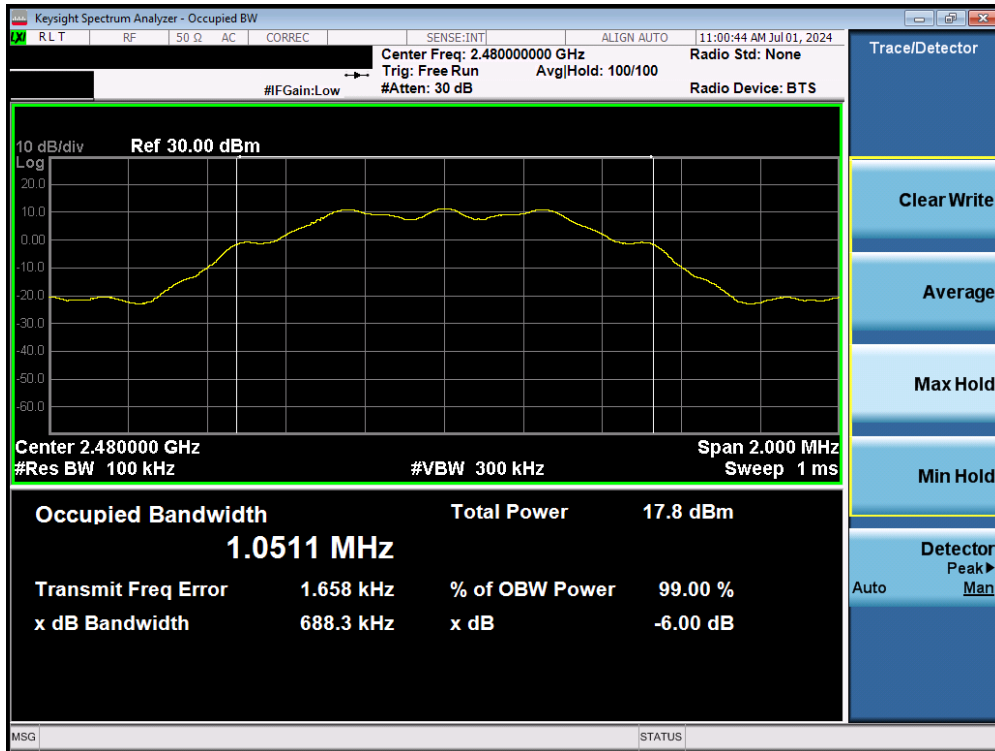


Plot 7-13. 6dB Bandwidth Plot (Bluetooth (LE), 125kbps – Ch. 0 – Ant2)

FCC ID: A3LSMX828U	MEASUREMENT REPORT (CERTIFICATION)		Approved by: Technical Manager
Test Report S/N: 1M2405140039-09.A3L	Test Dates: 06/10/2024 – 07/30/2024	EUT Type: Portable Tablet	Page 19 of 86

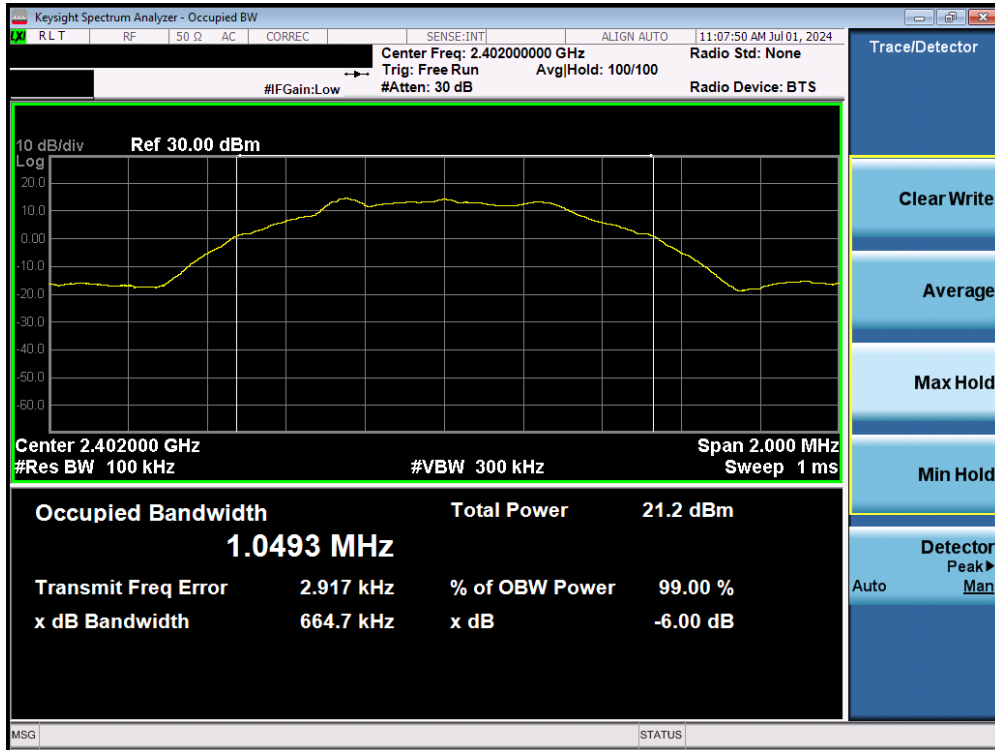


Plot 7-14. 6dB Bandwidth Plot (Bluetooth (LE), 125kbps – Ch. 19 – Ant2)

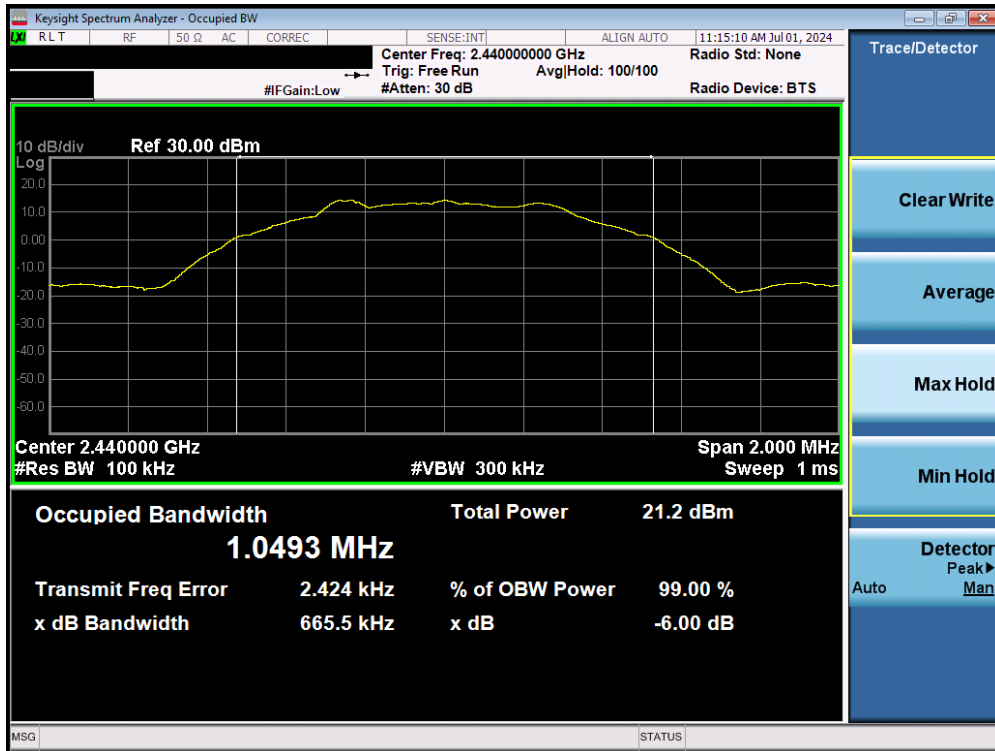


Plot 7-15. 6dB Bandwidth Plot (Bluetooth (LE), 125kbps – Ch. 39 – Ant2)

FCC ID: A3LSMX828U	<b>MEASUREMENT REPORT (CERTIFICATION)</b>		Approved by: Technical Manager
Test Report S/N: 1M2405140039-09.A3L	Test Dates: 06/10/2024 – 07/30/2024	EUT Type: Portable Tablet	Page 20 of 86



Plot 7-16. 6dB Bandwidth Plot (Bluetooth (LE), 500kbps – Ch. 0 – Ant2)

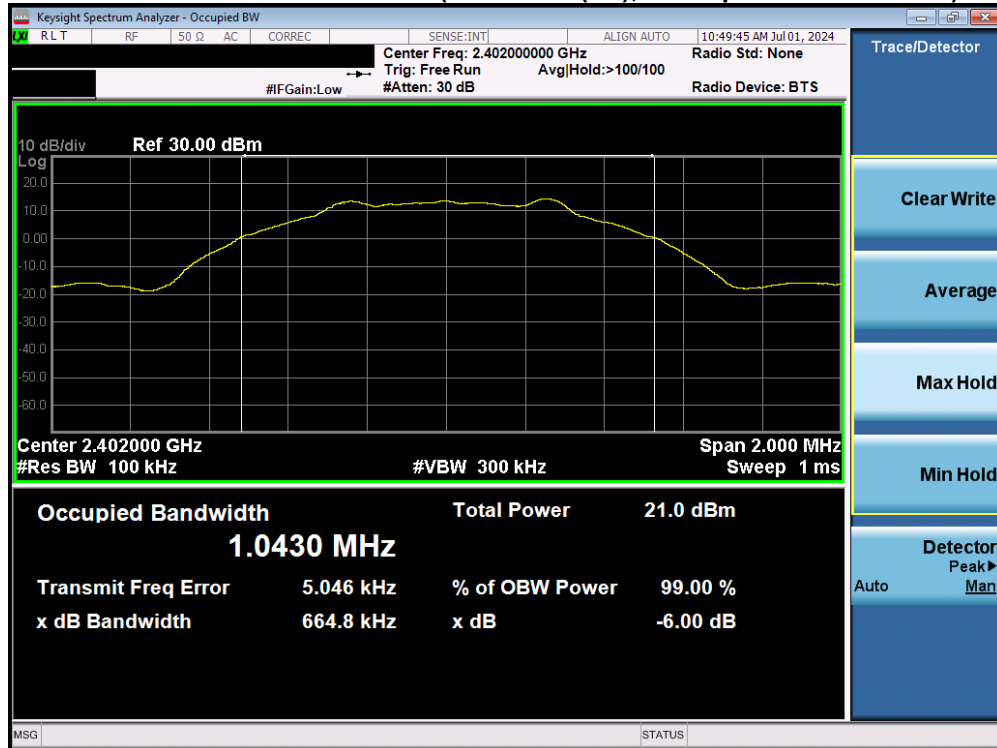


Plot 7-17. 6dB Bandwidth Plot (Bluetooth (LE), 500kbps – Ch. 19 – Ant2)

FCC ID: A3LSMX828U	MEASUREMENT REPORT (CERTIFICATION)		Approved by: Technical Manager
Test Report S/N: 1M2405140039-09.A3L	Test Dates: 06/10/2024 – 07/30/2024	EUT Type: Portable Tablet	Page 21 of 86

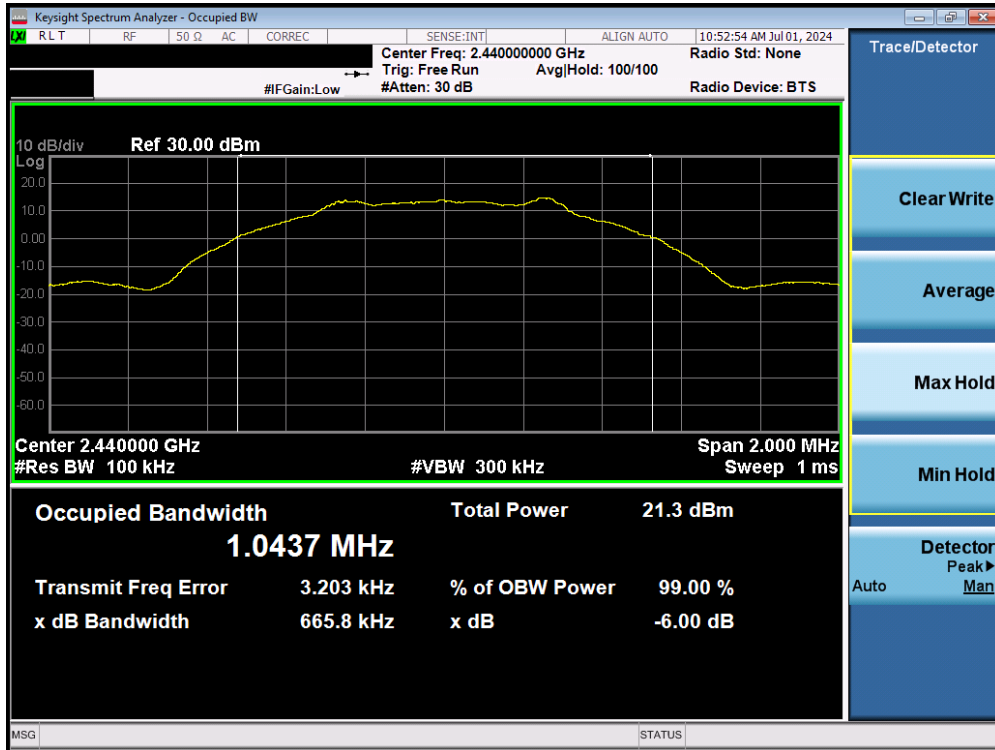


Plot 7-18. 6dB Bandwidth Plot (Bluetooth (LE), 500kbps – Ch. 39 – Ant2)

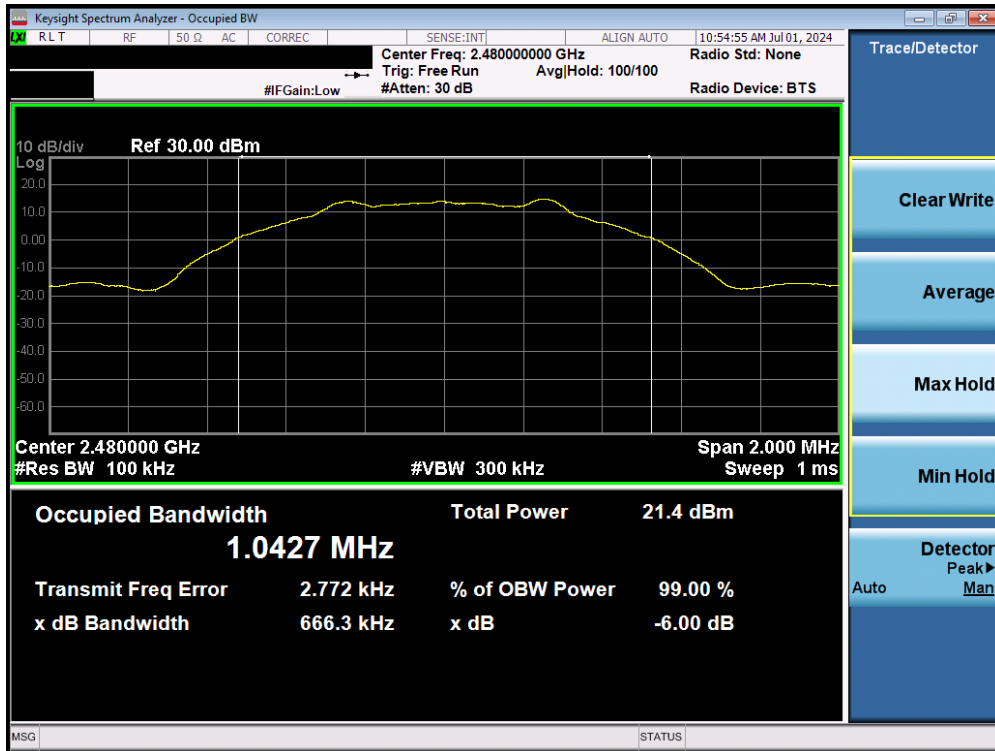


Plot 7-19. 6dB Bandwidth Plot (Bluetooth (LE), 1Mbps – Ch. 0 – Ant2)

FCC ID: A3LSMX828U	MEASUREMENT REPORT (CERTIFICATION)		Approved by: Technical Manager
Test Report S/N: 1M2405140039-09.A3L	Test Dates: 06/10/2024 – 07/30/2024	EUT Type: Portable Tablet	Page 22 of 86



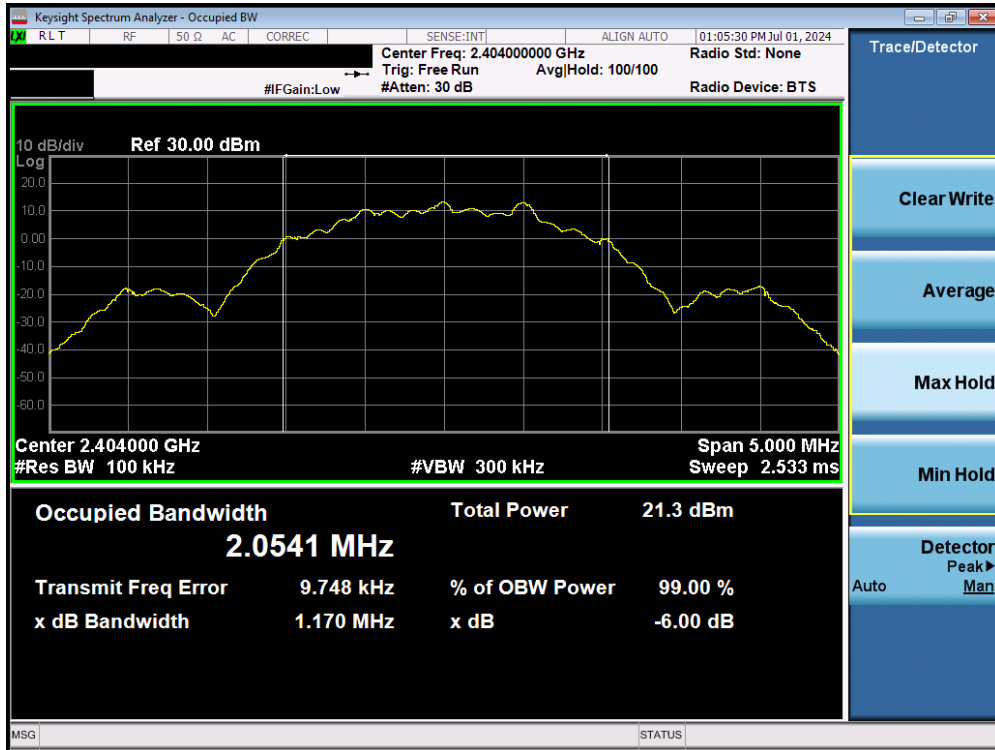
Plot 7-20. 6dB Bandwidth Plot (Bluetooth (LE), 1Mbps – Ch. 19 – Ant2)



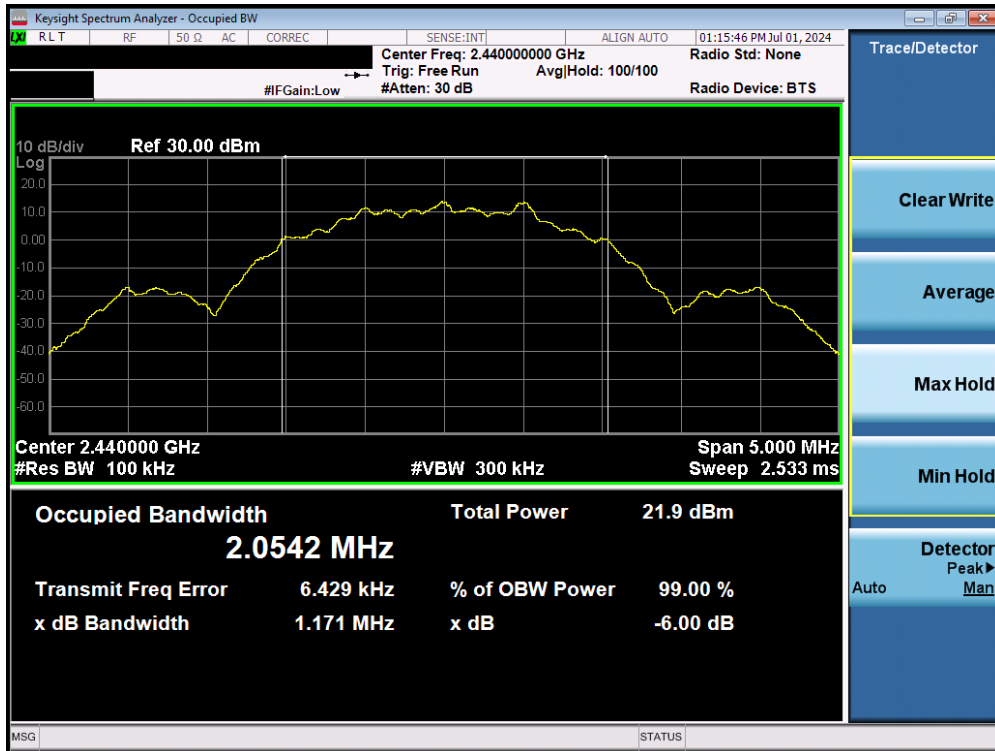
Plot 7-21. 6dB Bandwidth Plot (Bluetooth (LE), 1Mbps – Ch. 39 – Ant2)

FCC ID: A3LSMX828U	<b>MEASUREMENT REPORT (CERTIFICATION)</b>		Approved by: Technical Manager
Test Report S/N: 1M2405140039-09.A3L	Test Dates: 06/10/2024 – 07/30/2024	EUT Type: Portable Tablet	Page 23 of 86





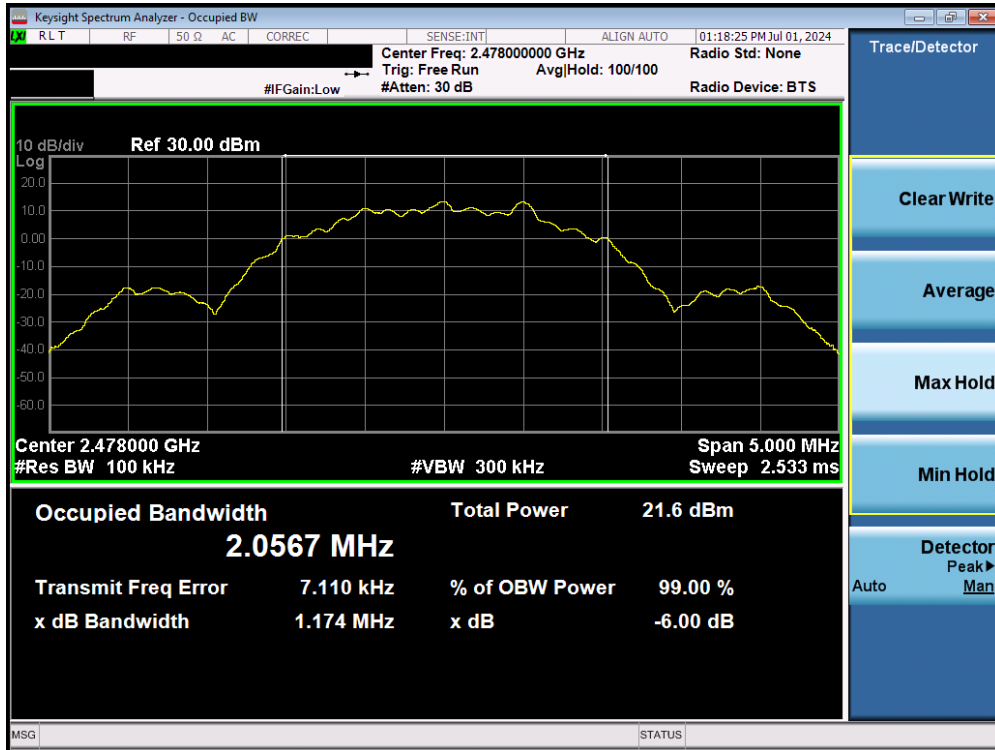
Plot 7-22. 6dB Bandwidth Plot (Bluetooth (LE), 2Mbps – Ch. 1 – Ant2)



Plot 7-23. 6dB Bandwidth Plot (Bluetooth (LE), 2Mbps – Ch. 19 – Ant2)

FCC ID: A3LSMX828U	<b>MEASUREMENT REPORT (CERTIFICATION)</b>		Approved by: Technical Manager
Test Report S/N: 1M2405140039-09.A3L	Test Dates: 06/10/2024 – 07/30/2024	EUT Type: Portable Tablet	Page 24 of 86





Plot 7-24. 6dB Bandwidth Plot (Bluetooth (LE), 2Mbps – Ch. 38 – Ant2)

FCC ID: A3LSMX828U	MEASUREMENT REPORT (CERTIFICATION)		Approved by: Technical Manager
Test Report S/N: 1M2405140039-09.A3L	Test Dates: 06/10/2024 – 07/30/2024	EUT Type: Portable Tablet	Page 25 of 86

### 7.3 Output Power Measurement – Bluetooth (LE) §15.247(b)(3)

#### Test Overview and Limits

The transmitter antenna terminal of the EUT is connected to the input of a spectrum analyzer. Measurements are made while the EUT is operating at maximum power and at the appropriate frequencies.

*The maximum permissible conducted output power is 1 Watt.*

#### Test Procedure Used

ANSI C63.10-2013 – Section 11.9.1.1

#### Test Settings

1. RBW = 3MHz
2. VBW = 50MHz
3. Span  $\geq 3 \times$  RBW
4. Sweep = auto couple
5. Detector = Peak
6. Trace mode = max hold
7. The trace was allowed to stabilize

#### Test Setup

The EUT and measurement equipment were set up as shown in the diagram below.



**Figure 7-2. Test Instrument & Measurement Setup**

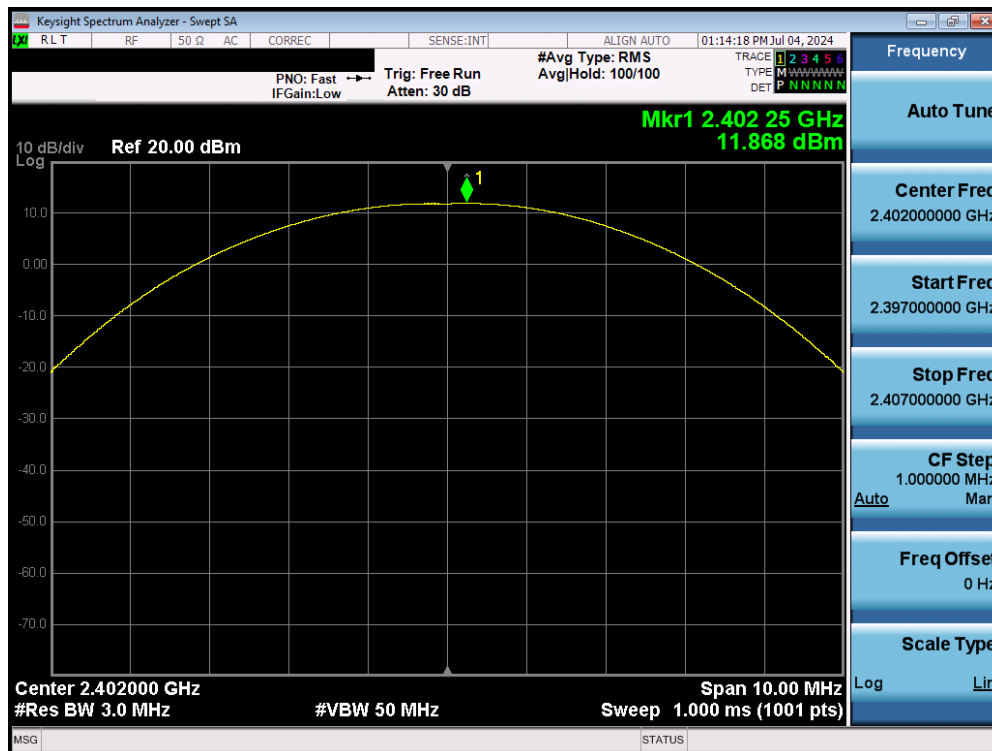
#### Test Notes

None

FCC ID: A3LSMX828U	<b>MEASUREMENT REPORT (CERTIFICATION)</b>		Approved by: Technical Manager
Test Report S/N: 1M2405140039-09.A3L	Test Dates: 06/10/2024 – 07/30/2024	EUT Type: Portable Tablet	Page 26 of 86

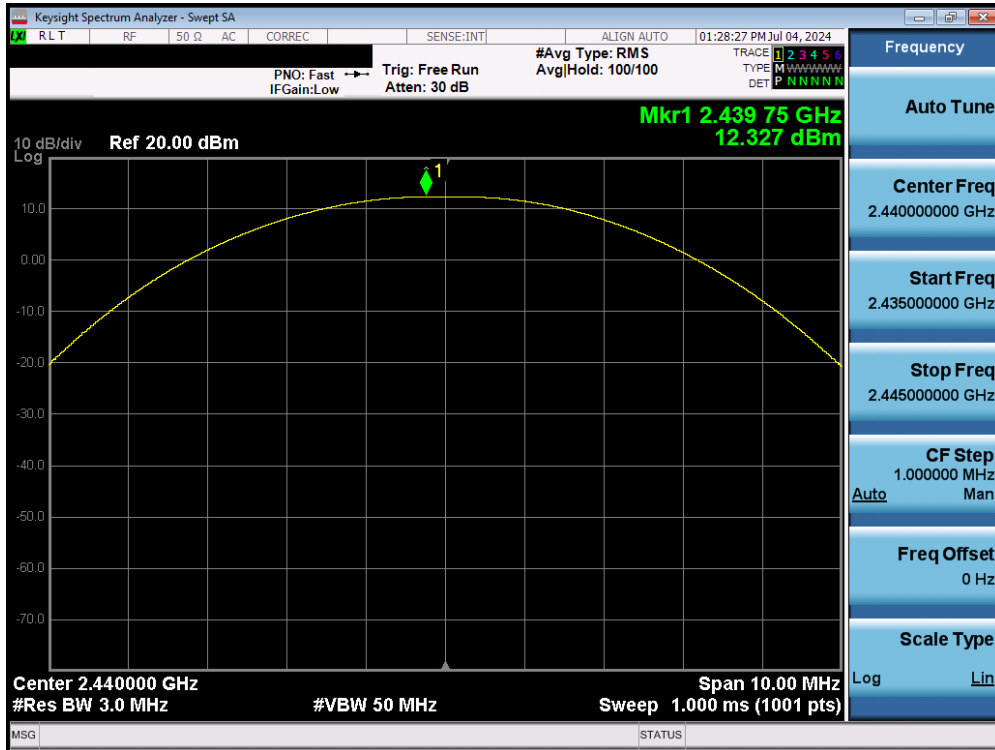
Frequency [MHz]	Data Rate [Mbps]	Channel No.	Bluetooth Mode	Peak Conducted Power	
				[dBm]	[mW]
2402	125 kbps	0	LE	11.87	15.374
2440	125 kbps	19	LE	12.33	17.088
2480	125 kbps	39	LE	12.48	17.717
2402	500 kbps	0	LE	12.08	16.132
2440	500 kbps	19	LE	12.45	17.567
2480	500 kbps	39	LE	12.54	17.935
2402	1 Mbps	0	LE	13.56	22.673
2440	1 Mbps	19	LE	13.94	24.791
2480	1 Mbps	39	LE	14.27	26.755
2404	2 Mbps	1	LE	13.98	24.998
2440	2 Mbps	19	LE	14.15	25.972
2478	2 Mbps	38	LE	13.94	24.786

**Table 7-4. Conducted Output Power Measurements (Bluetooth (LE)) – Ant1**

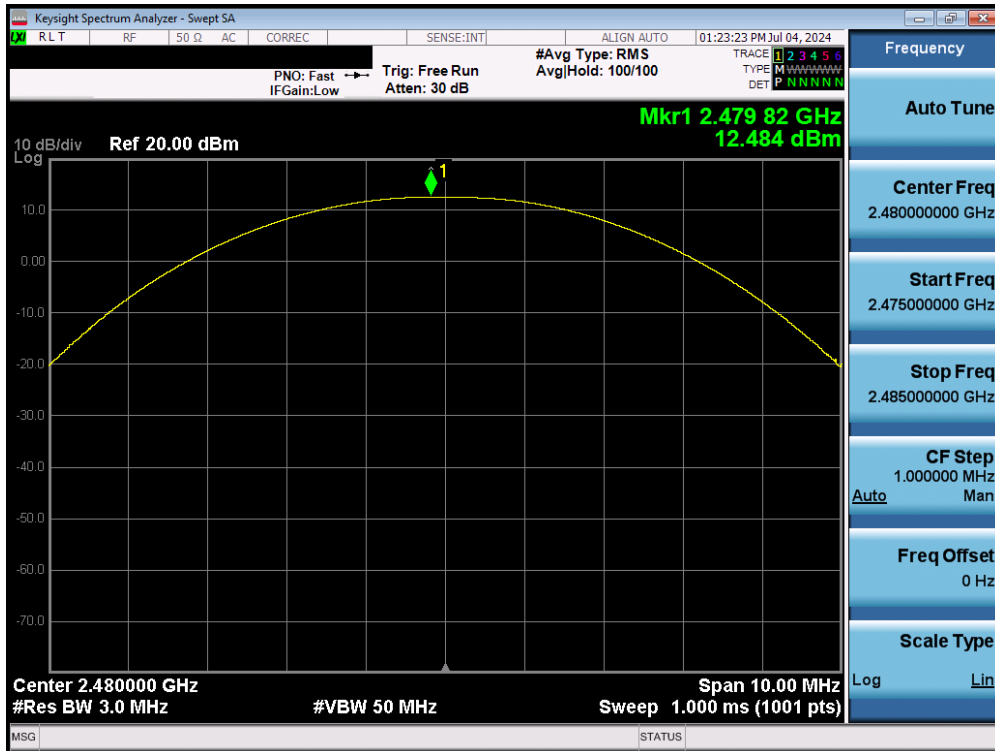


**Plot 7-25. Peak Power Plot (Bluetooth (LE), 125kbps – Ch. 0) – Ant1**

FCC ID: A3LSMX828U		MEASUREMENT REPORT (CERTIFICATION)		Approved by: Technical Manager
Test Report S/N: 1M2405140039-09.A3L	Test Dates: 06/10/2024 – 07/30/2024	EUT Type: Portable Tablet		Page 27 of 86

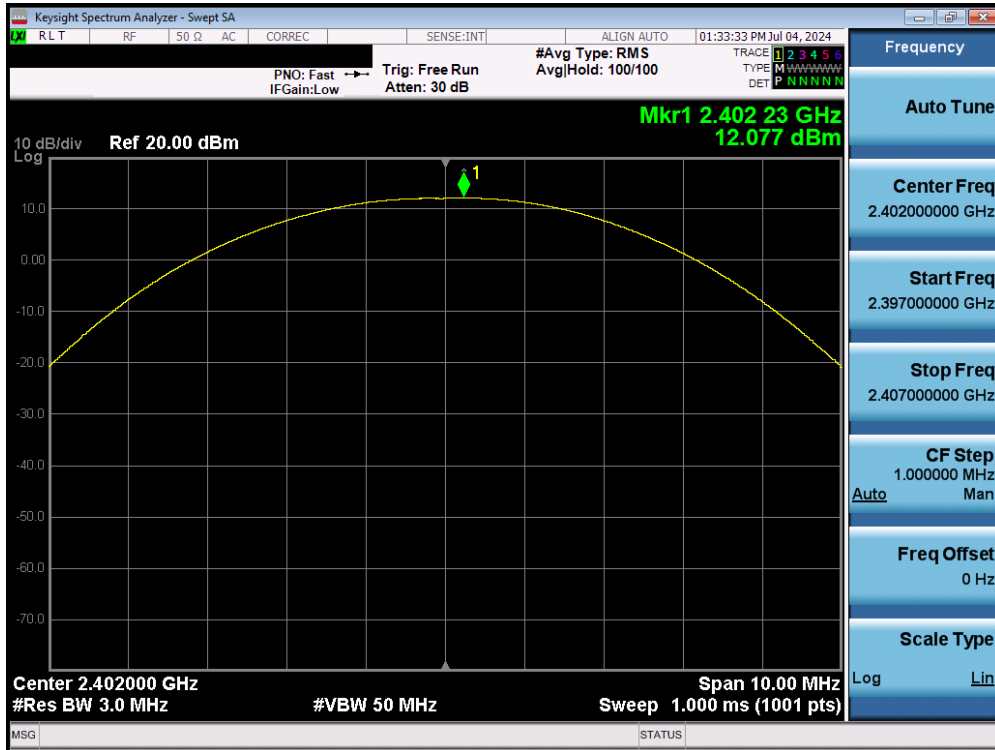


Plot 7-26. Peak Power Plot (Bluetooth (LE), 125kbps – Ch. 19) – Ant1

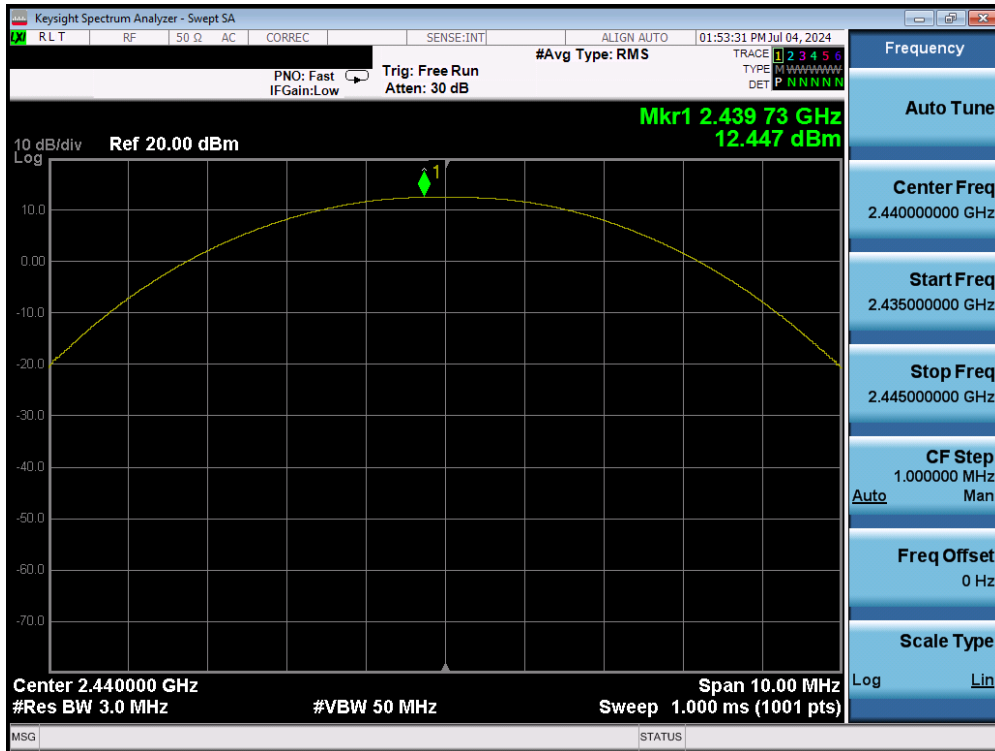


Plot 7-27. Peak Power Plot (Bluetooth (LE), 125kbps – Ch. 39) – Ant1

FCC ID: A3LSMX828U	MEASUREMENT REPORT (CERTIFICATION)		Approved by: Technical Manager
Test Report S/N: 1M2405140039-09.A3L	Test Dates: 06/10/2024 – 07/30/2024	EUT Type: Portable Tablet	Page 28 of 86

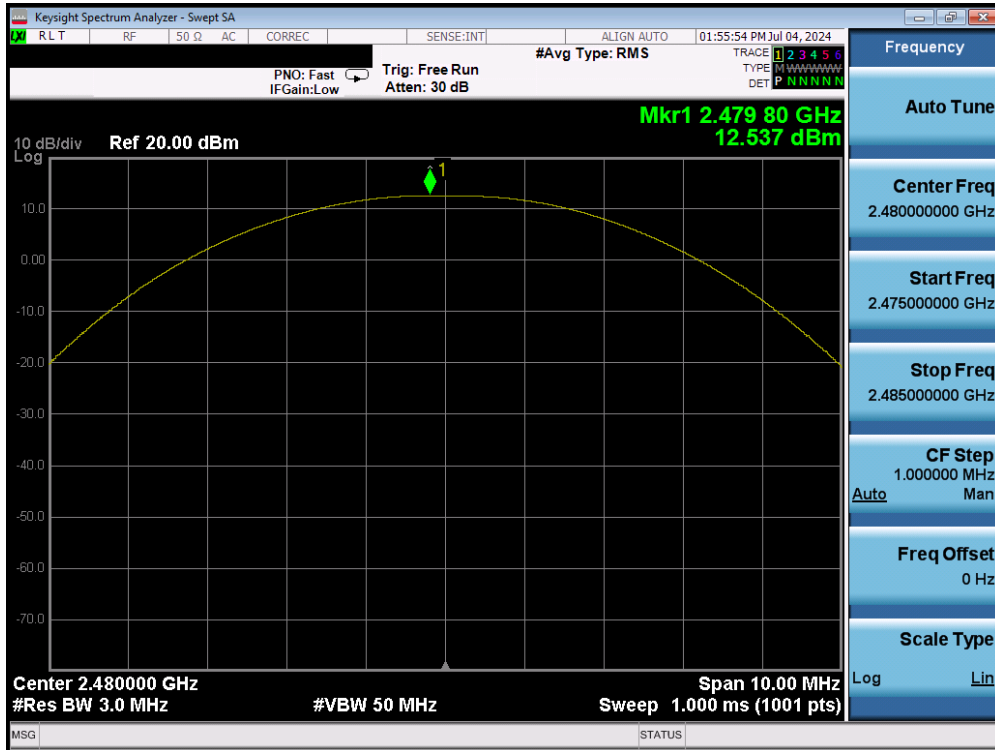


Plot 7-28. Peak Power Plot (Bluetooth (LE), 500kbps – Ch. 0) – Ant1

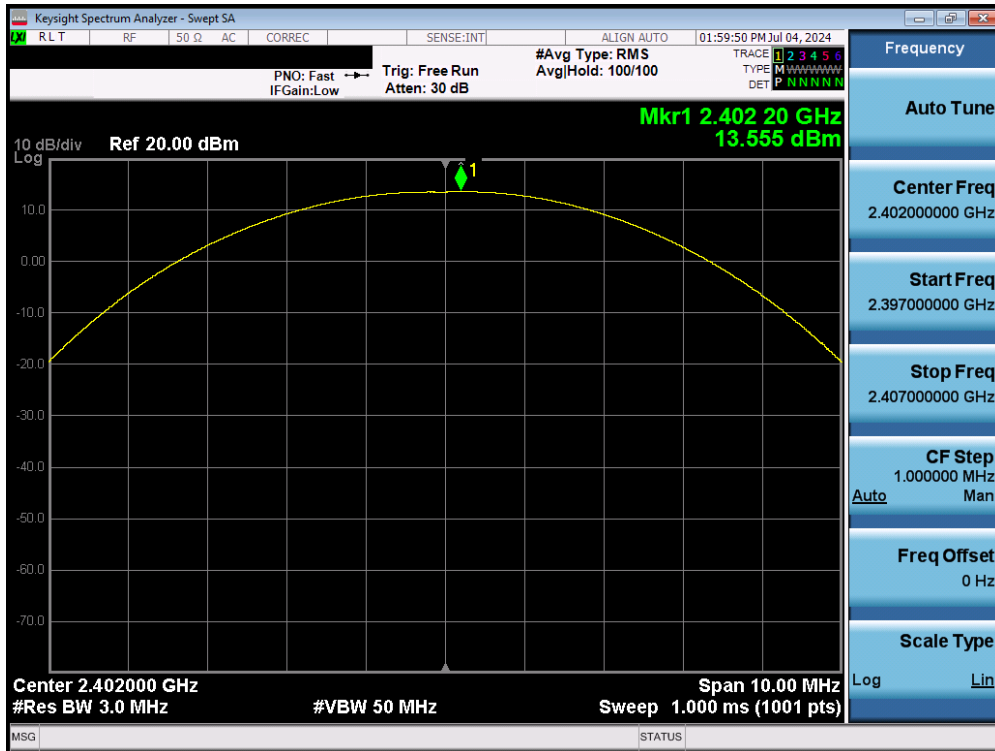


Plot 7-29. Peak Power Plot (Bluetooth (LE), 500kbps – Ch. 19) – Ant1

FCC ID: A3LSMX828U	MEASUREMENT REPORT (CERTIFICATION)		Approved by: Technical Manager
Test Report S/N: 1M2405140039-09.A3L	Test Dates: 06/10/2024 – 07/30/2024	EUT Type: Portable Tablet	Page 29 of 86

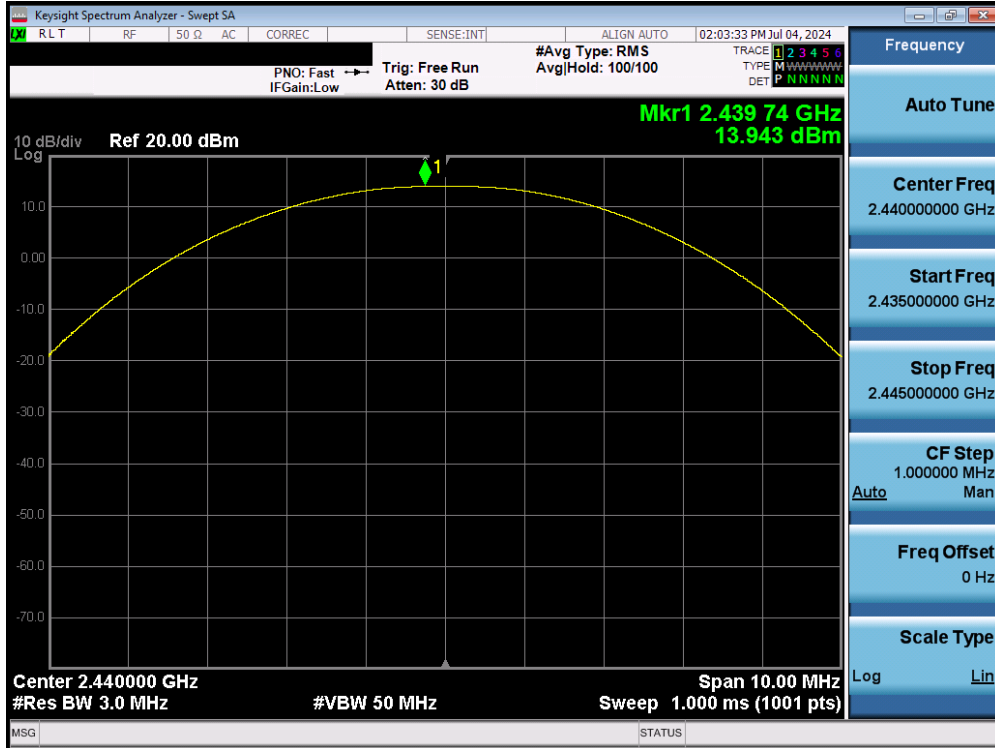


Plot 7-30. Peak Power Plot (Bluetooth (LE), 500kbps – Ch. 39) – Ant1

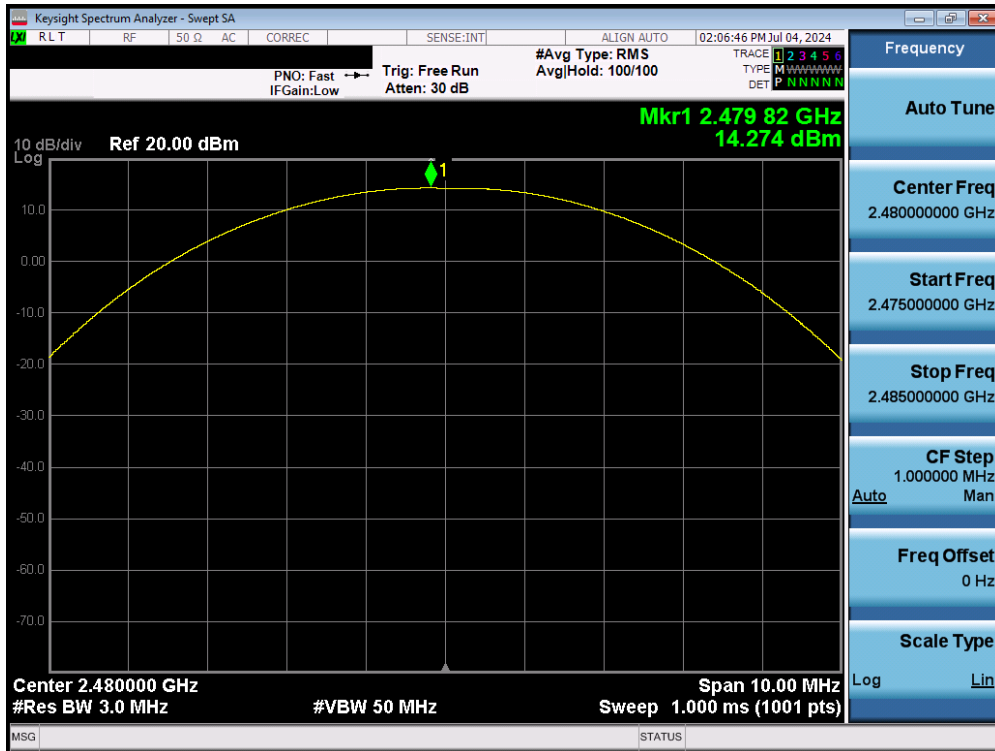


Plot 7-31. Peak Power Plot (Bluetooth (LE), 1Mbps – Ch. 0) – Ant1

FCC ID: A3LSMX828U	MEASUREMENT REPORT (CERTIFICATION)		Approved by: Technical Manager
Test Report S/N: 1M2405140039-09.A3L	Test Dates: 06/10/2024 – 07/30/2024	EUT Type: Portable Tablet	Page 30 of 86

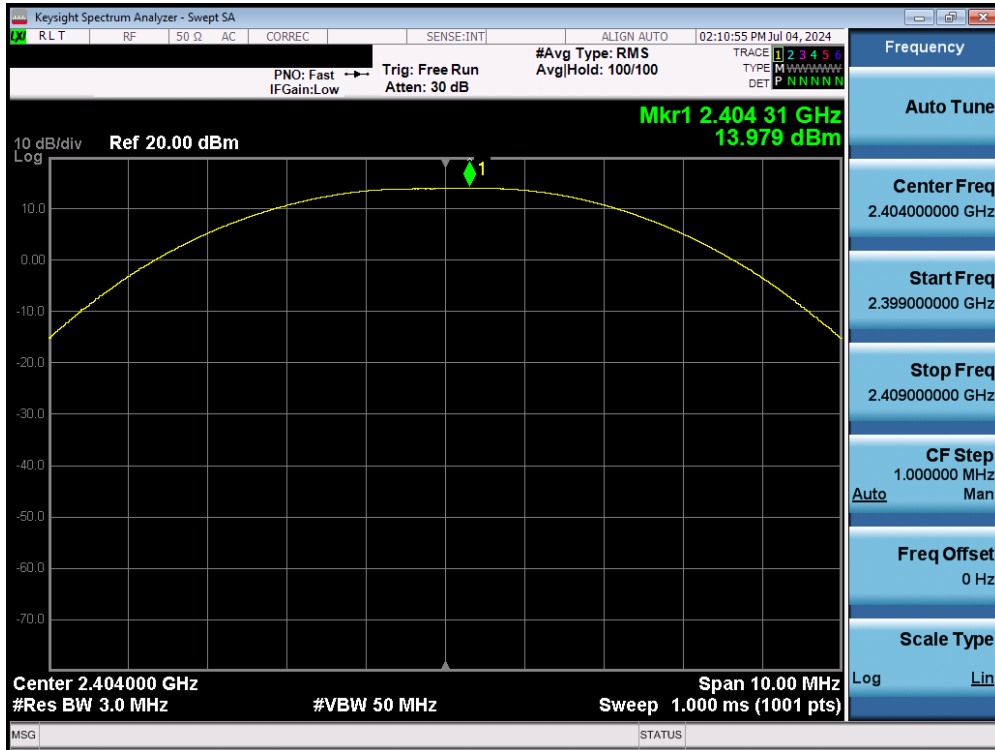


Plot 7-32. Peak Power Plot (Bluetooth (LE), 1Mbps – Ch. 19) – Ant1

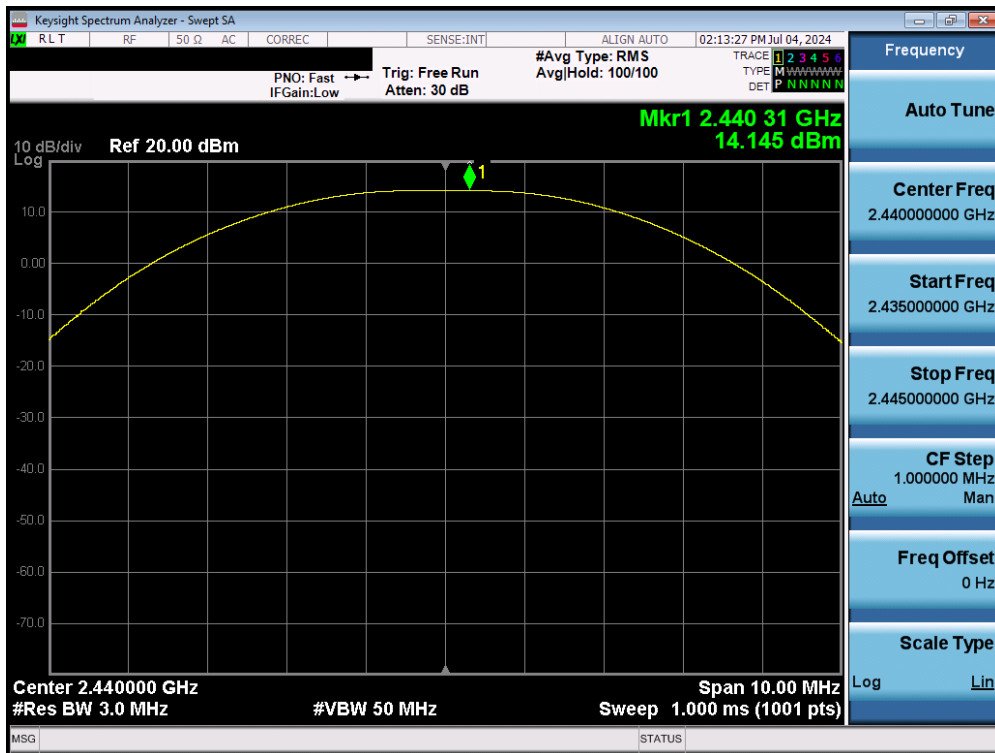


Plot 7-33. Peak Power Plot (Bluetooth (LE), 1Mbps – Ch. 39) – Ant1

FCC ID: A3LSMX828U	MEASUREMENT REPORT (CERTIFICATION)		Approved by: Technical Manager
Test Report S/N: 1M2405140039-09.A3L	Test Dates: 06/10/2024 – 07/30/2024	EUT Type: Portable Tablet	Page 31 of 86



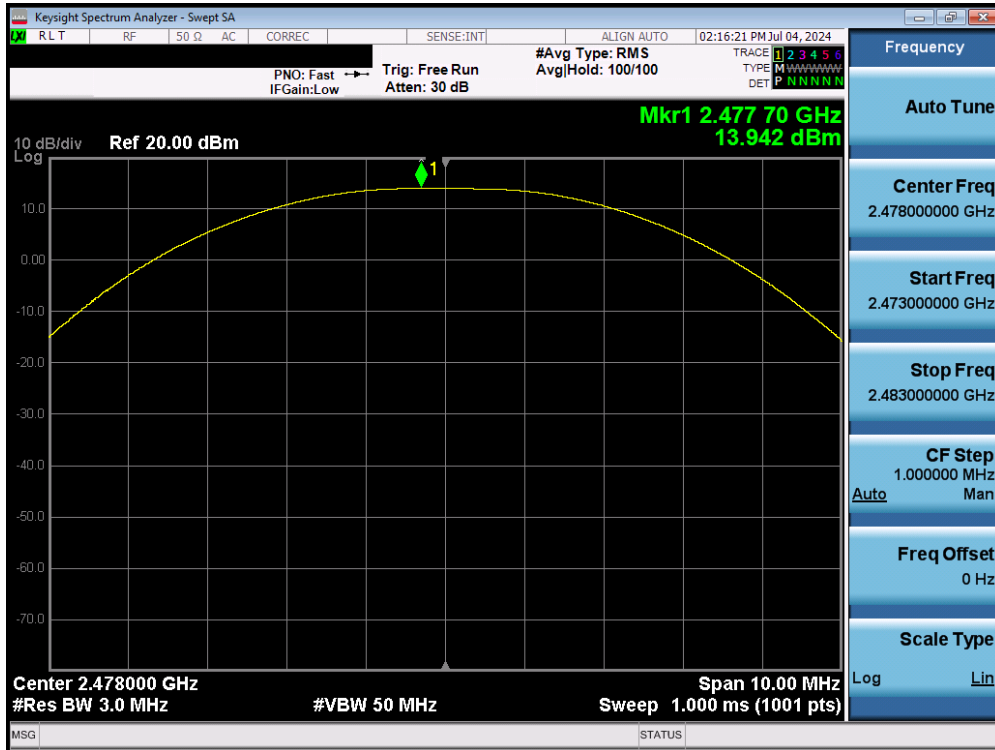
Plot 7-34. Peak Power Plot (Bluetooth (LE), 2Mbps – Ch. 1) – Ant1



Plot 7-35. Peak Power Plot (Bluetooth (LE), 2Mbps – Ch. 19) – Ant1

FCC ID: A3LSMX828U	MEASUREMENT REPORT (CERTIFICATION)		Approved by: Technical Manager
Test Report S/N: 1M2405140039-09.A3L	Test Dates: 06/10/2024 – 07/30/2024	EUT Type: Portable Tablet	Page 32 of 86



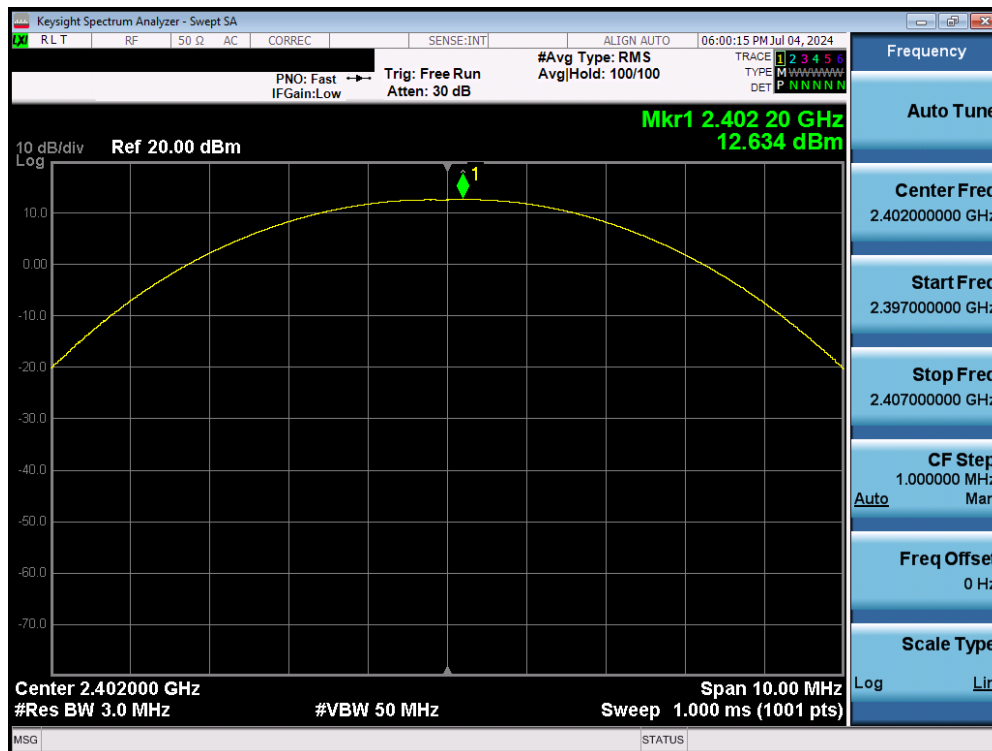


Plot 7-36. Peak Power Plot (Bluetooth (LE), 2Mbps – Ch. 38) – Ant1

FCC ID: A3LSMX828U	MEASUREMENT REPORT (CERTIFICATION)		Approved by: Technical Manager
Test Report S/N: 1M2405140039-09.A3L	Test Dates: 06/10/2024 – 07/30/2024	EUT Type: Portable Tablet	Page 33 of 86

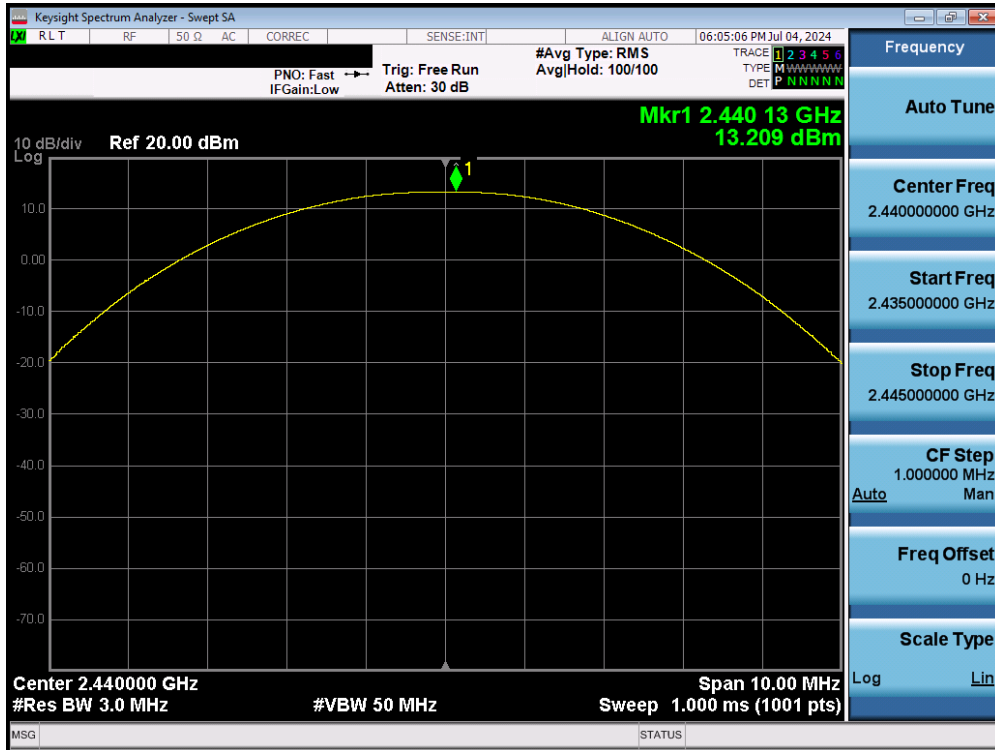
Frequency [MHz]	Data Rate [Mbps]	Channel No.	Bluetooth Mode	Peak Conducted Power	
				[dBm]	[mW]
2402	125 kbps	0	LE	12.63	18.340
2440	125 kbps	19	LE	13.21	20.936
2480	125 kbps	39	LE	13.39	21.807
2402	500 kbps	0	LE	12.56	18.034
2440	500 kbps	19	LE	13.25	21.154
2480	500 kbps	39	LE	13.41	21.933
2402	1 Mbps	0	LE	14.66	29.262
2440	1 Mbps	19	LE	14.67	29.295
2480	1 Mbps	39	LE	14.99	31.536
2404	2 Mbps	1	LE	14.08	25.568
2440	2 Mbps	19	LE	14.61	28.900
2478	2 Mbps	38	LE	14.71	29.580

**Table 7-5. Conducted Output Power Measurements (Bluetooth (LE)) – Ant2**

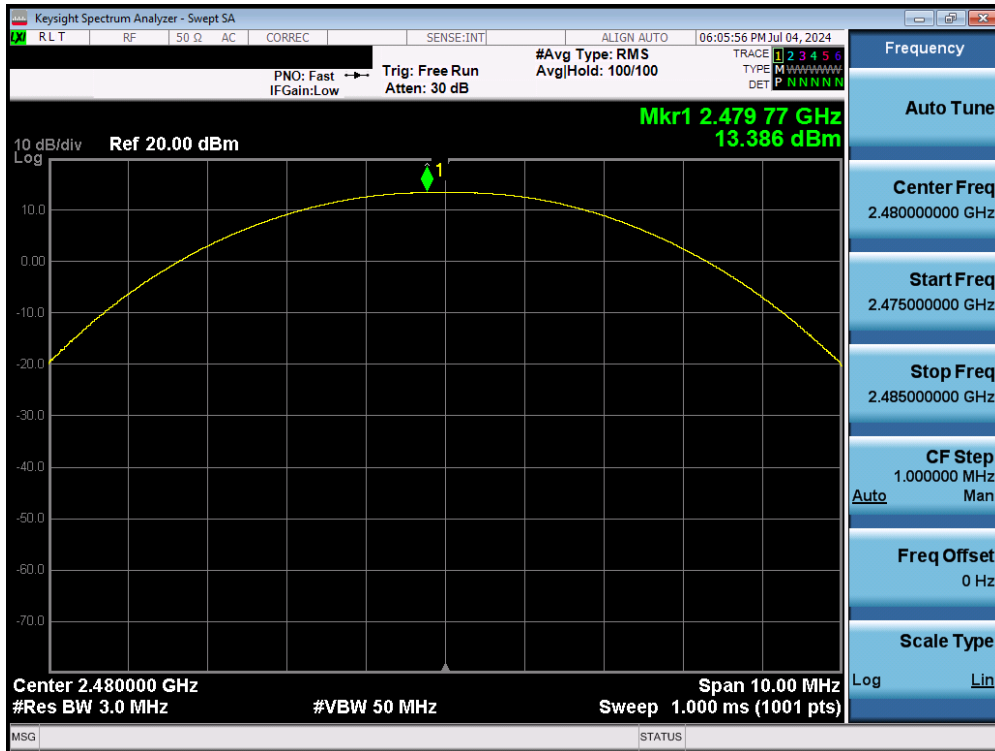


**Plot 7-37. Peak Power Plot (Bluetooth (LE), 125kbps – Ch. 0) – Ant2**

FCC ID: A3LSMX828U	<b>MEASUREMENT REPORT (CERTIFICATION)</b>		Approved by: Technical Manager
Test Report S/N: 1M2405140039-09.A3L	Test Dates: 06/10/2024 – 07/30/2024	EUT Type: Portable Tablet	Page 34 of 86

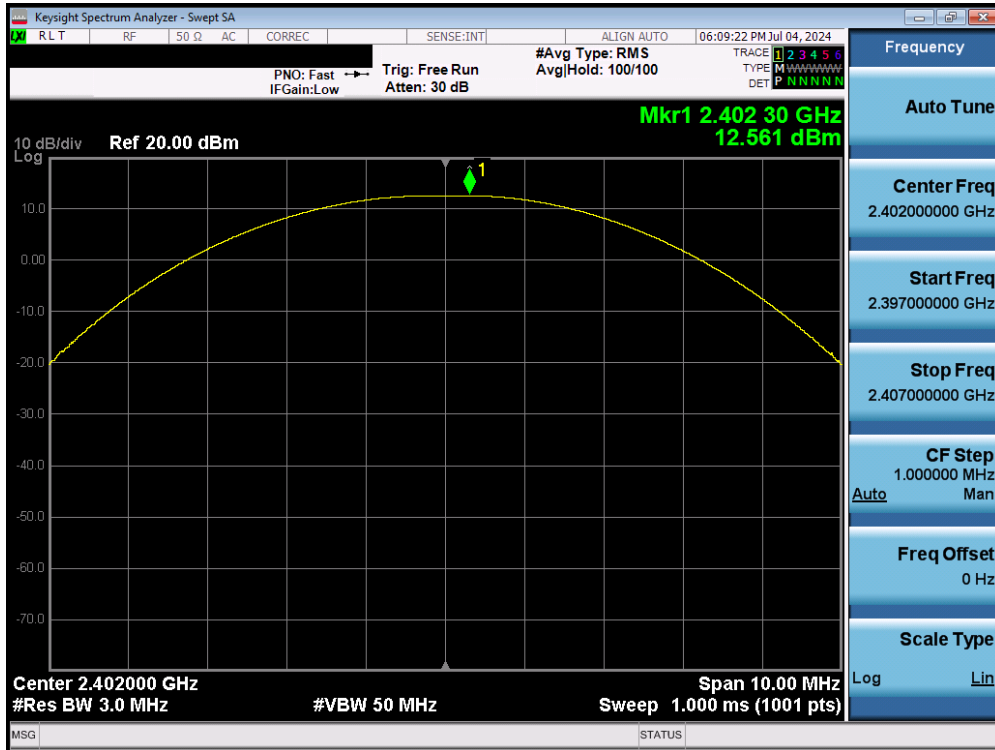


Plot 7-38. Peak Power Plot (Bluetooth (LE), 125kbps – Ch. 19) – Ant2

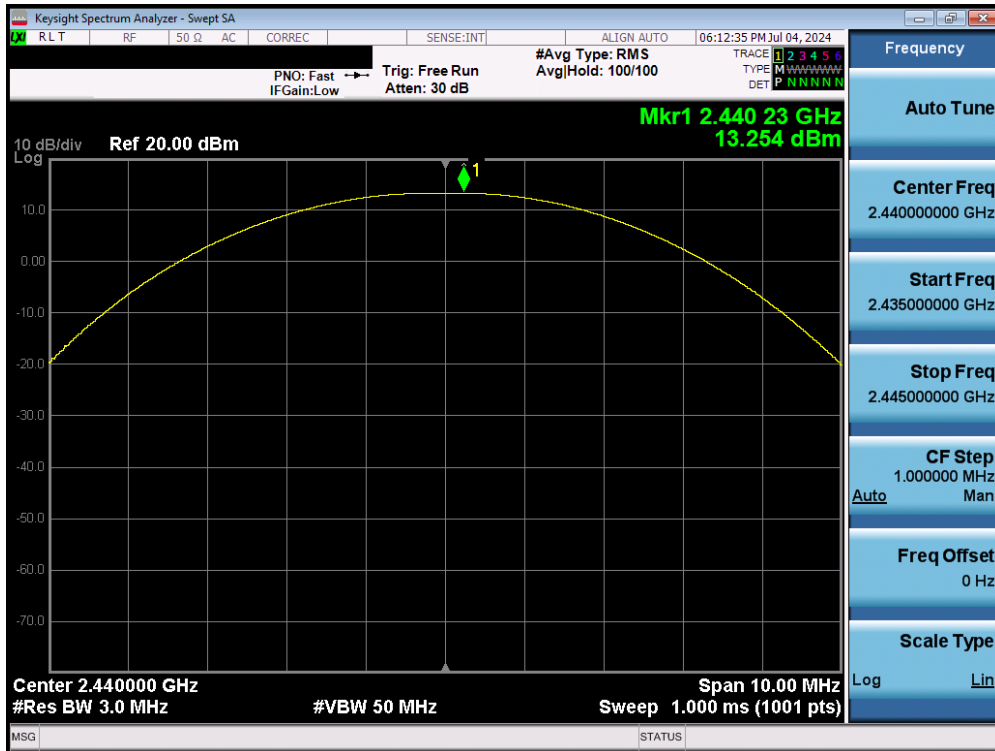


Plot 7-39. Peak Power Plot (Bluetooth (LE), 125kbps – Ch. 39) – Ant2

FCC ID: A3LSMX828U	MEASUREMENT REPORT (CERTIFICATION)		Approved by: Technical Manager
Test Report S/N: 1M2405140039-09.A3L	Test Dates: 06/10/2024 – 07/30/2024	EUT Type: Portable Tablet	Page 35 of 86

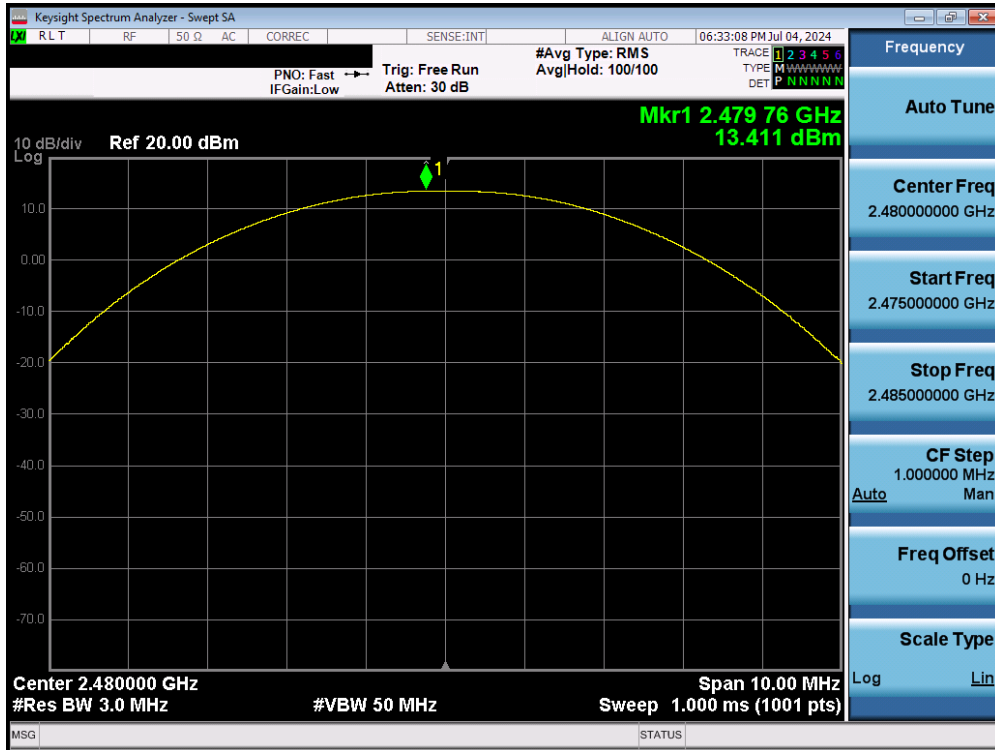


Plot 7-40. Peak Power Plot (Bluetooth (LE), 500kbps – Ch. 0) – Ant2

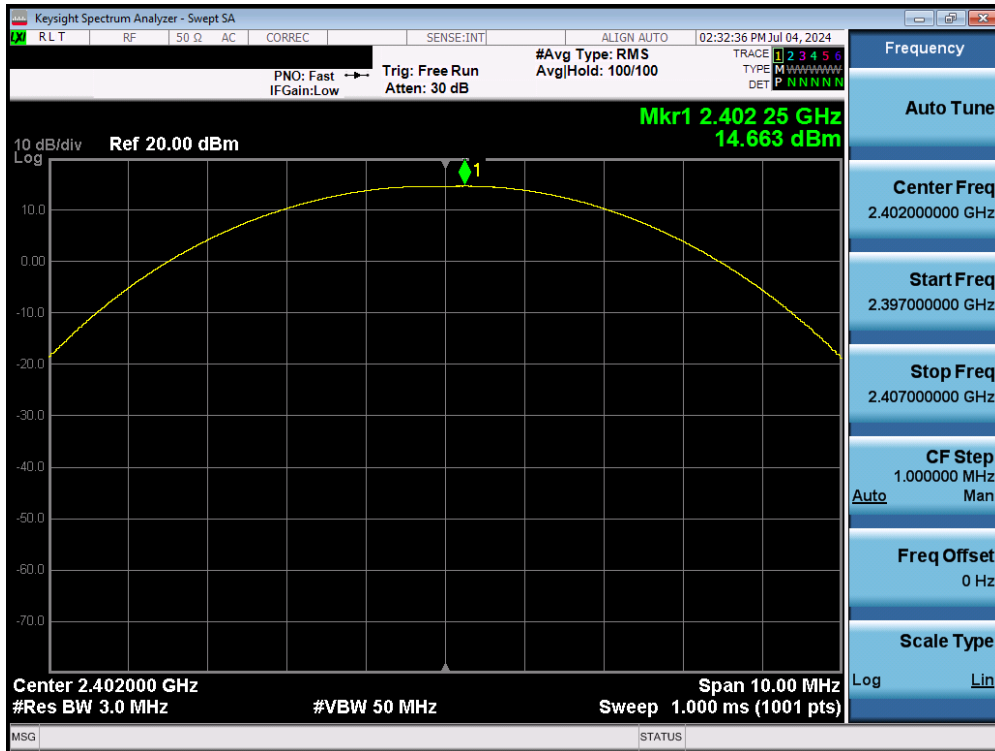


Plot 7-41. Peak Power Plot (Bluetooth (LE), 500kbps – Ch. 19) – Ant2

FCC ID: A3LSMX828U	MEASUREMENT REPORT (CERTIFICATION)		Approved by: Technical Manager
Test Report S/N: 1M2405140039-09.A3L	Test Dates: 06/10/2024 – 07/30/2024	EUT Type: Portable Tablet	Page 36 of 86

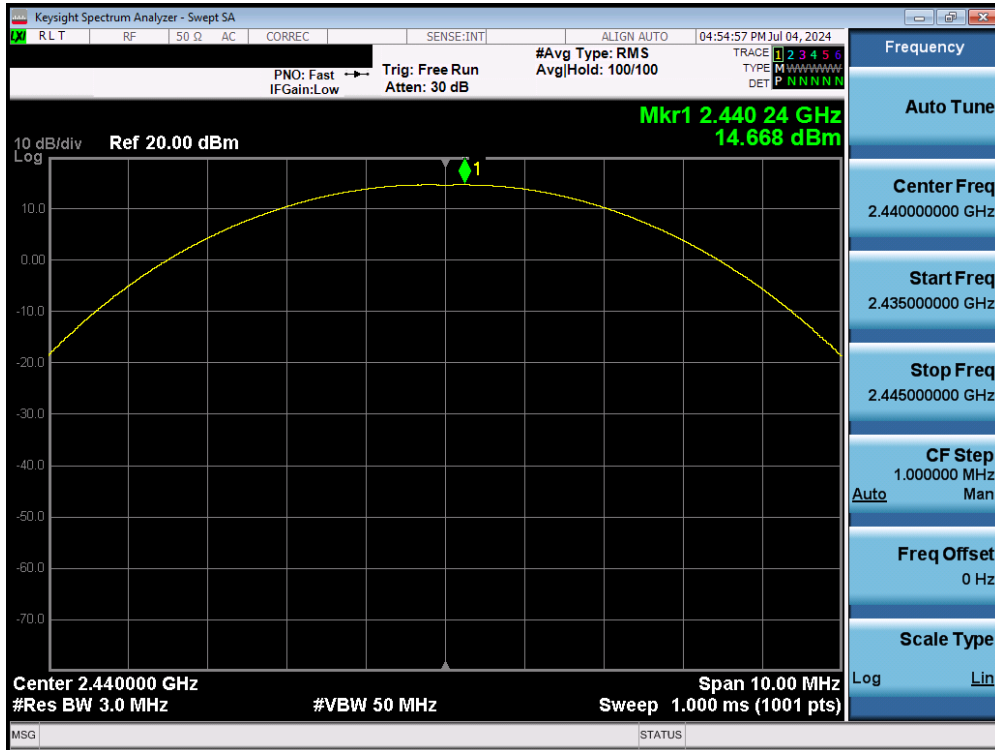


Plot 7-42. Peak Power Plot (Bluetooth (LE), 500kbps – Ch. 39) – Ant2

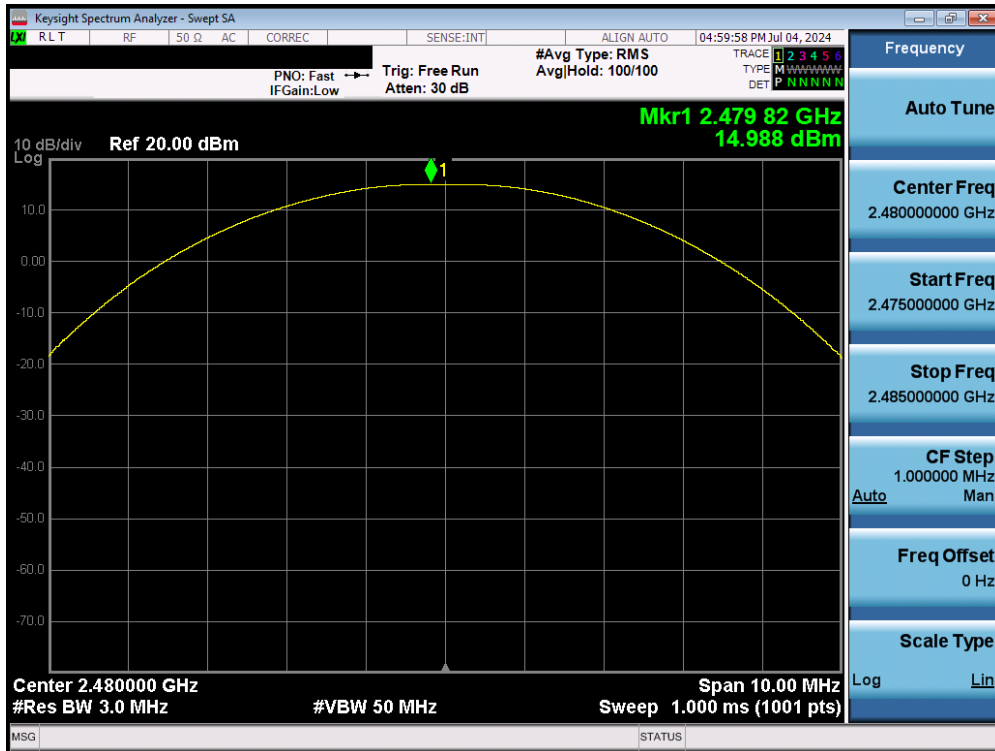


Plot 7-43. Peak Power Plot (Bluetooth (LE), 1Mbps – Ch. 0) – Ant2

FCC ID: A3LSMX828U	MEASUREMENT REPORT (CERTIFICATION)		Approved by: Technical Manager
Test Report S/N: 1M2405140039-09.A3L	Test Dates: 06/10/2024 – 07/30/2024	EUT Type: Portable Tablet	Page 37 of 86

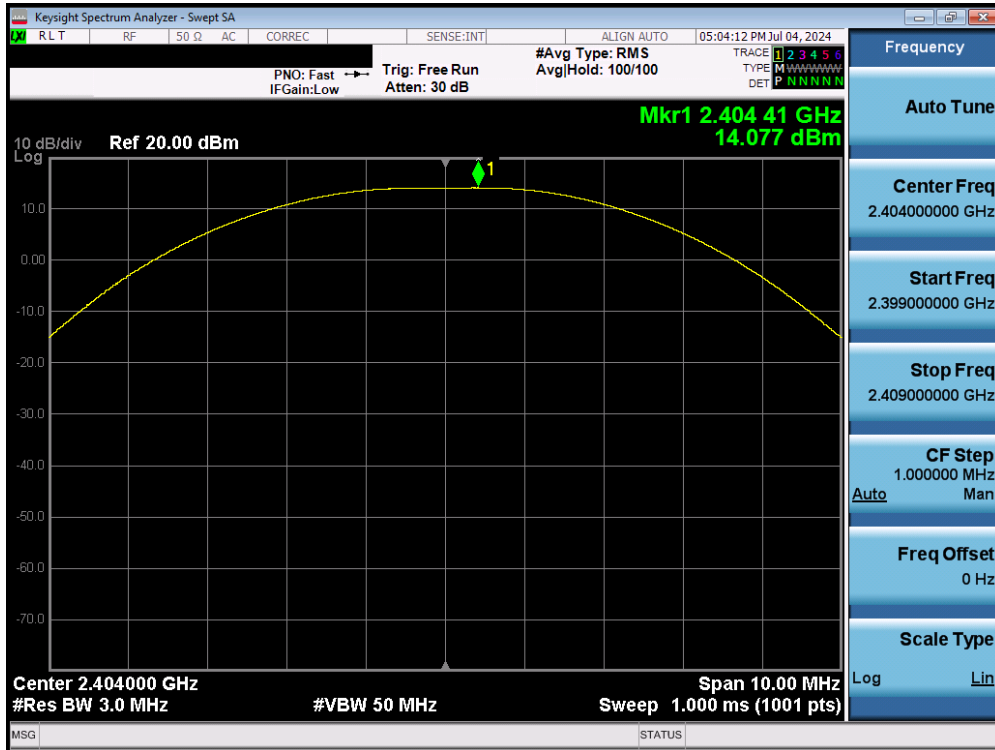


Plot 7-44. Peak Power Plot (Bluetooth (LE), 1Mbps – Ch. 19) – Ant2

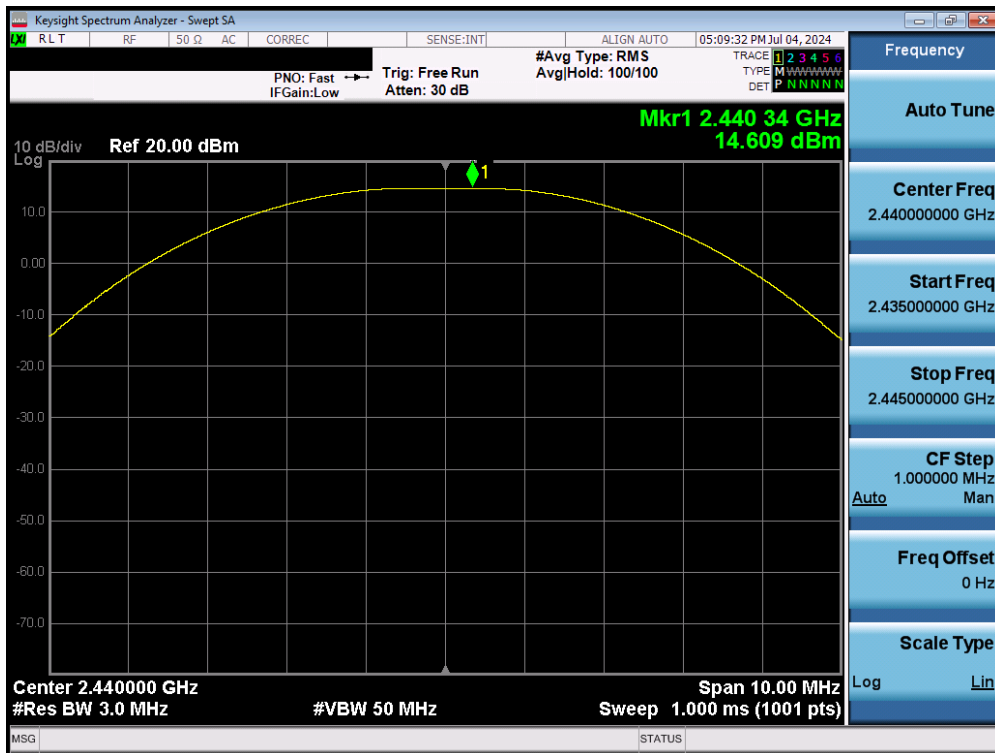


Plot 7-45. Peak Power Plot (Bluetooth (LE), 1Mbps – Ch. 39) – Ant2

FCC ID: A3LSMX828U	MEASUREMENT REPORT (CERTIFICATION)		Approved by: Technical Manager
Test Report S/N: 1M2405140039-09.A3L	Test Dates: 06/10/2024 – 07/30/2024	EUT Type: Portable Tablet	Page 38 of 86

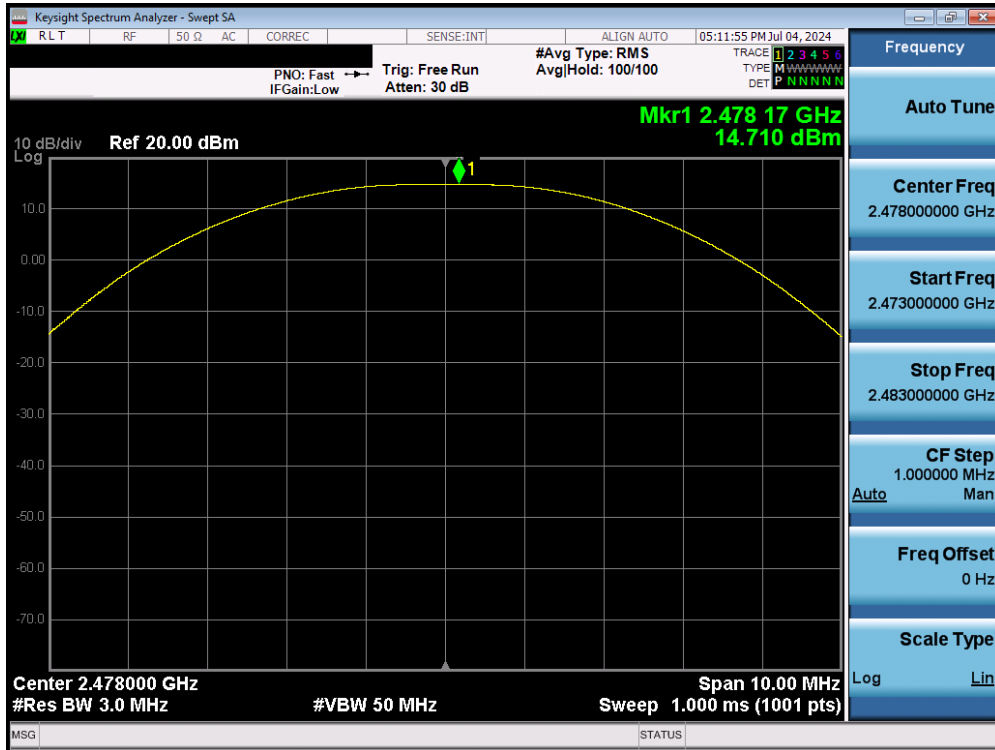


Plot 7-46. Peak Power Plot (Bluetooth (LE), 2Mbps – Ch. 1) – Ant2



Plot 7-47. Peak Power Plot (Bluetooth (LE), 2Mbps – Ch. 19) – Ant2

FCC ID: A3LSMX828U	MEASUREMENT REPORT (CERTIFICATION)		Approved by: Technical Manager
Test Report S/N: 1M2405140039-09.A3L	Test Dates: 06/10/2024 – 07/30/2024	EUT Type: Portable Tablet	Page 39 of 86



Plot 7-48. Peak Power Plot (Bluetooth (LE), 2Mbps – Ch. 38) – Ant2

FCC ID: A3LSMX828U	MEASUREMENT REPORT (CERTIFICATION)		Approved by: Technical Manager
Test Report S/N: 1M2405140039-09.A3L	Test Dates: 06/10/2024 – 07/30/2024	EUT Type: Portable Tablet	Page 40 of 86



## 7.4 Power Spectral Density – Bluetooth (LE)

§15.247(e)

### Test Overview and Limit

The peak power density is measured with a spectrum analyzer connected to the antenna terminal of the EUT while the EUT is operating at maximum power and at the appropriate frequencies.

*The maximum permissible power spectral density is 8 dBm in any 3 kHz band.*

### Test Procedure Used

ANSI C63.10-2013 – Section 11.10.2 Method PKPSD

### Test Settings

1. Analyzer was set to the center frequency of the DTS channel under investigation
2. Span = 1.5 times the DTS channel bandwidth
3. RBW = 3kHz
4. VBW = 1MHz
5. Detector = peak
6. Sweep time = auto couple
7. Trace mode = max hold
8. Trace was allowed to stabilize

### Test Setup

The EUT and measurement equipment were set up as shown in the diagram below.



**Figure 7-3. Test Instrument & Measurement Setup**

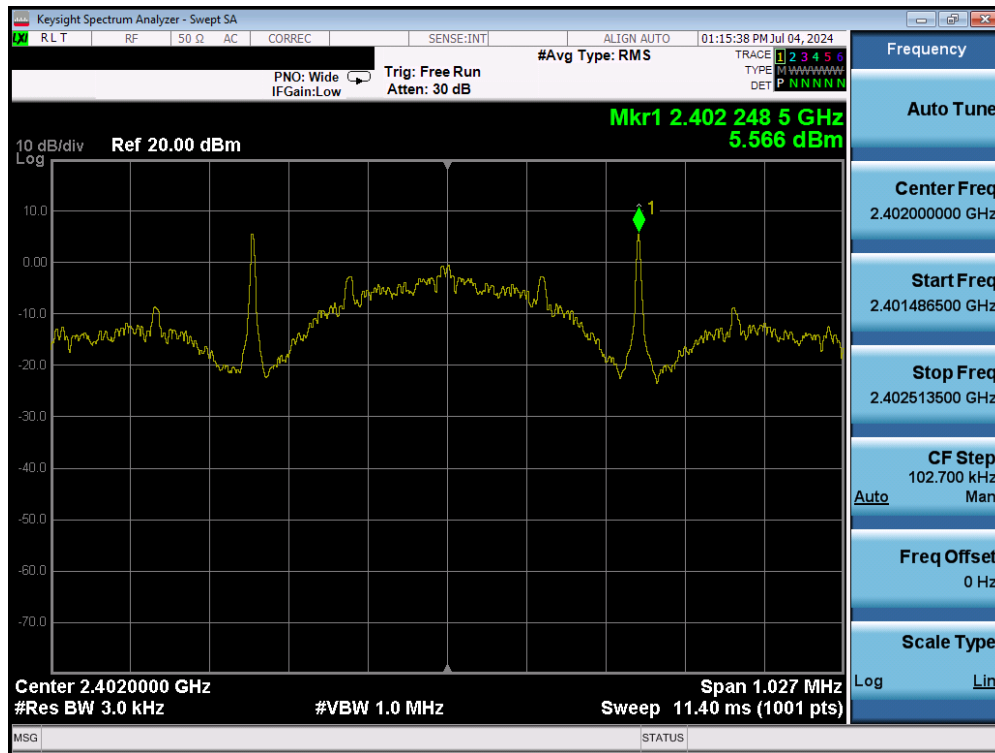
### Test Notes

None

FCC ID: A3LSMX828U	MEASUREMENT REPORT (CERTIFICATION)		Approved by: Technical Manager
Test Report S/N: 1M2405140039-09.A3L	Test Dates: 06/10/2024 – 07/30/2024	EUT Type: Portable Tablet	Page 41 of 86

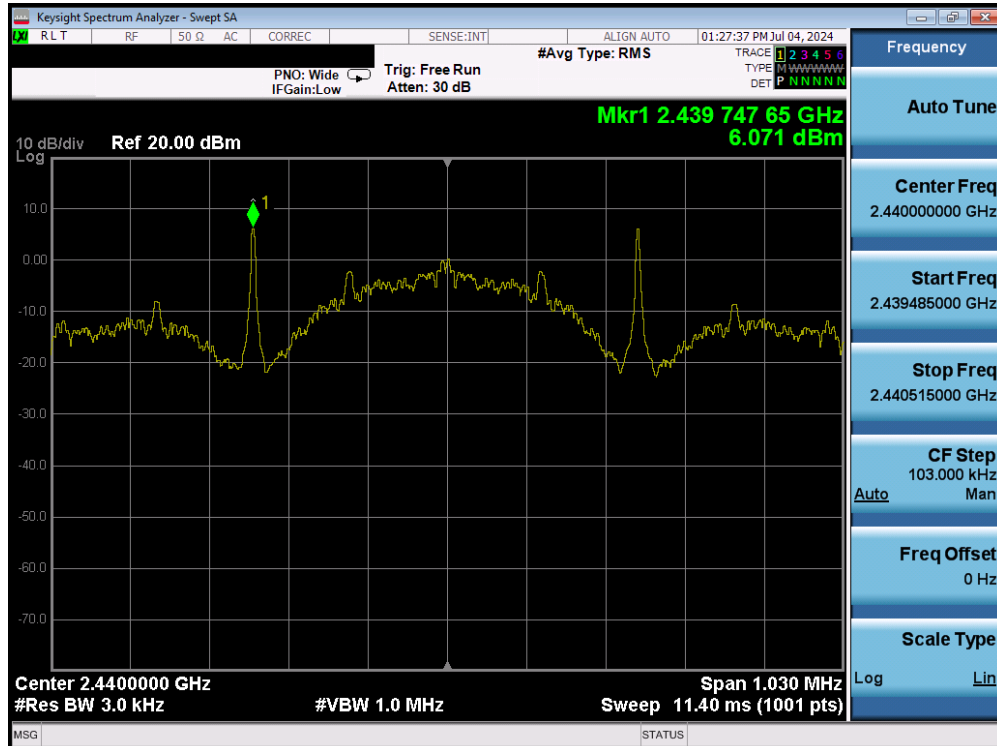
Frequency [MHz]	Data Rate [Mbps]	Channel No.	Bluetooth Mode	Measured Power Spectral Density [dBm]	Maximum Permissible Power Density [dBm / 3kHz]	Margin [dB]
2402	125 kbps	0	LE	5.57	8.0	-2.43
2440	125 kbps	19	LE	6.07	8.0	-1.93
2480	125 kbps	39	LE	6.18	8.0	-1.82
2402	500 kbps	0	LE	5.47	8.0	-2.53
2440	500 kbps	19	LE	6.02	8.0	-1.98
2480	500 kbps	39	LE	6.15	8.0	-1.85
2402	1 Mbps	0	LE	-3.26	8.0	-11.26
2440	1 Mbps	19	LE	-2.87	8.0	-10.87
2480	1 Mbps	39	LE	-2.43	8.0	-10.43
2404	2 Mbps	1	LE	-5.37	8.0	-13.37
2440	2 Mbps	19	LE	-4.70	8.0	-12.70
2478	2 Mbps	38	LE	-4.98	8.0	-12.98

Table 7-6. Conducted Power Density Measurements – Ant1

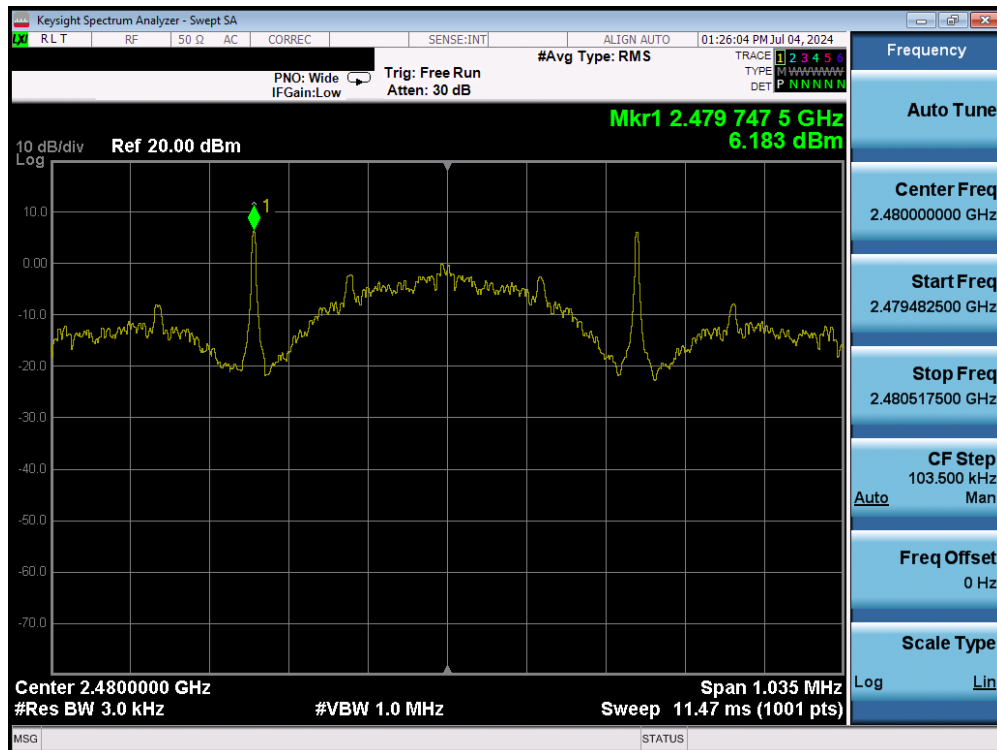


Plot 7-49. Power Spectral Density Plot (Bluetooth (LE), 125kbps – Ch. 0) – Ant1

FCC ID: A3LSMX828U		MEASUREMENT REPORT (CERTIFICATION)		Approved by: Technical Manager
Test Report S/N: 1M2405140039-09.A3L	Test Dates: 06/10/2024 – 07/30/2024	EUT Type: Portable Tablet		Page 42 of 86

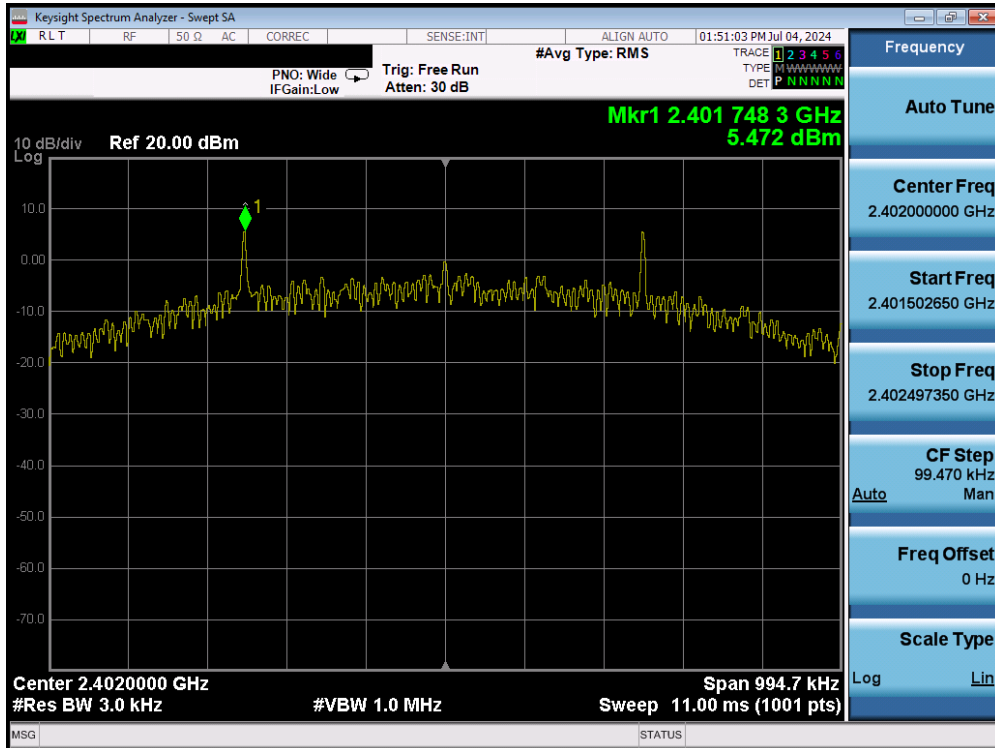


Plot 7-50. Power Spectral Density Plot (Bluetooth (LE), 125kbps – Ch. 19) – Ant1

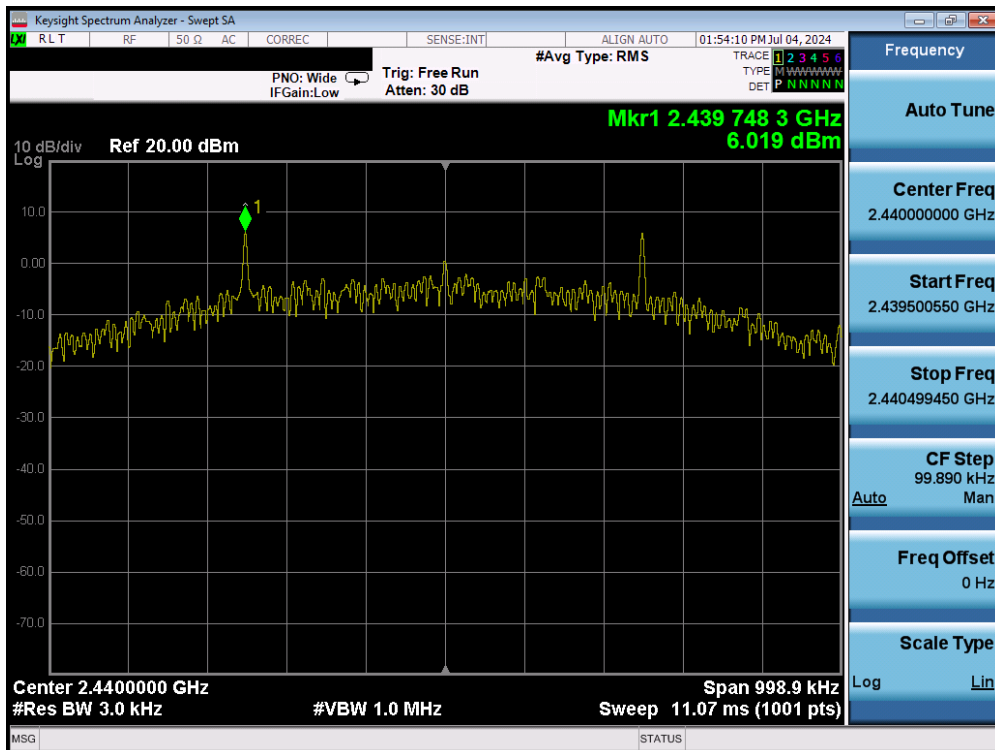


Plot 7-51. Power Spectral Density Plot (Bluetooth (LE), 125kbps – Ch. 39) – Ant1

FCC ID: A3LSMX828U	MEASUREMENT REPORT (CERTIFICATION)		Approved by: Technical Manager
Test Report S/N: 1M2405140039-09.A3L	Test Dates: 06/10/2024 – 07/30/2024	EUT Type: Portable Tablet	Page 43 of 86

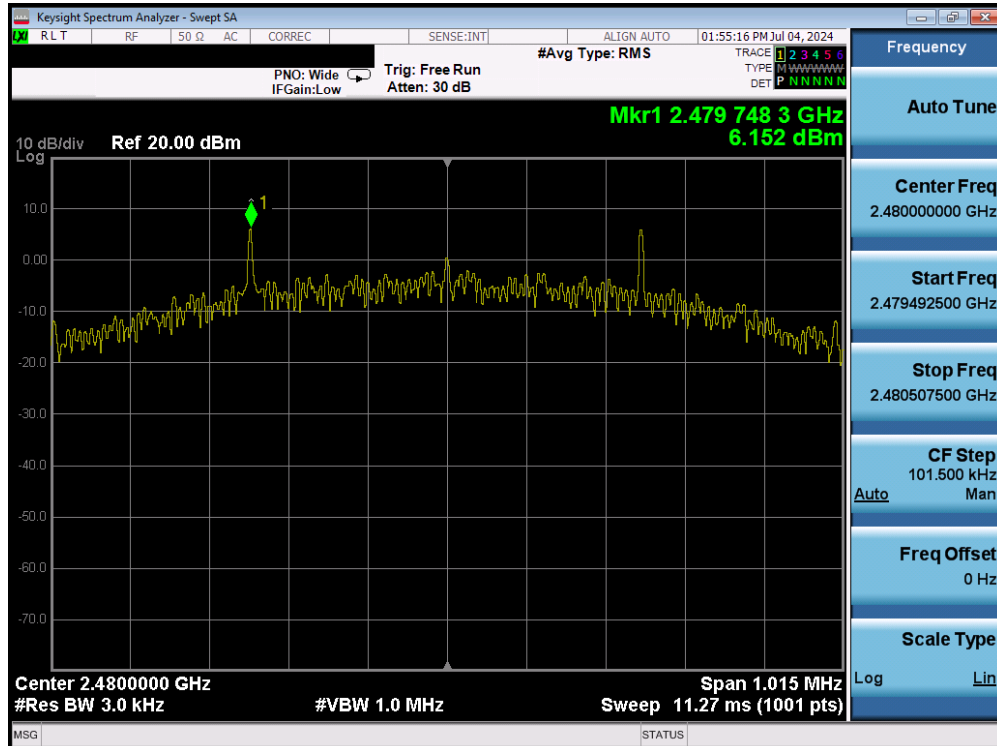


Plot 7-52. Power Spectral Density Plot (Bluetooth (LE), 500kbps – Ch. 0) – Ant1

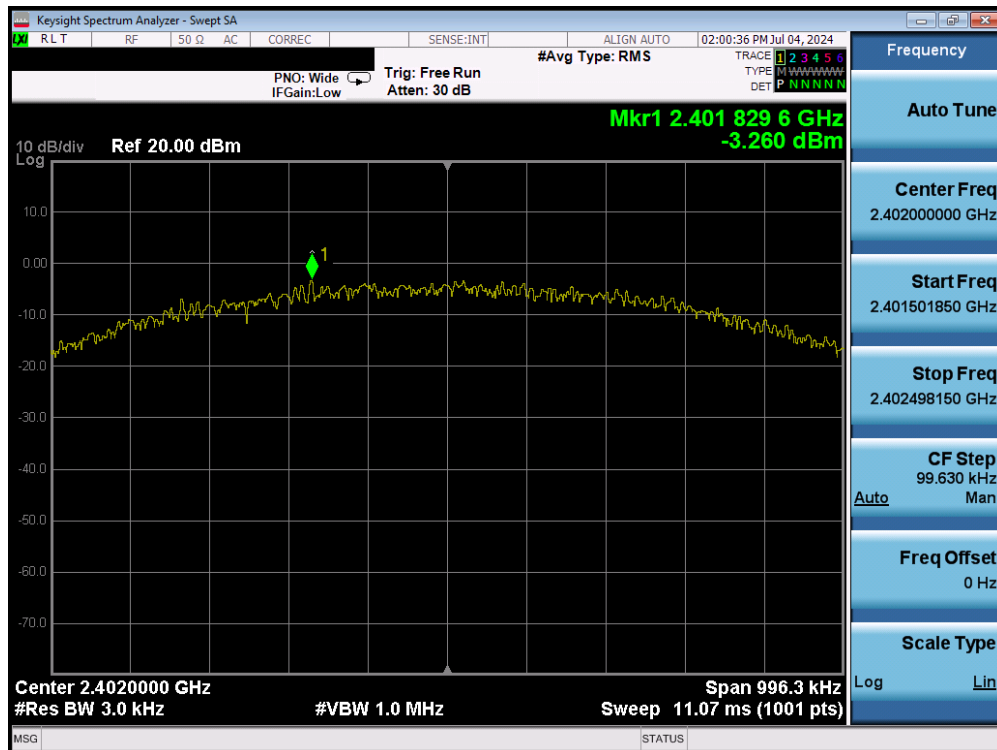


Plot 7-53. Power Spectral Density Plot (Bluetooth (LE), 500kbps – Ch. 19) – Ant1

FCC ID: A3LSMX828U	MEASUREMENT REPORT (CERTIFICATION)		Approved by: Technical Manager
Test Report S/N: 1M2405140039-09.A3L	Test Dates: 06/10/2024 – 07/30/2024	EUT Type: Portable Tablet	Page 44 of 86

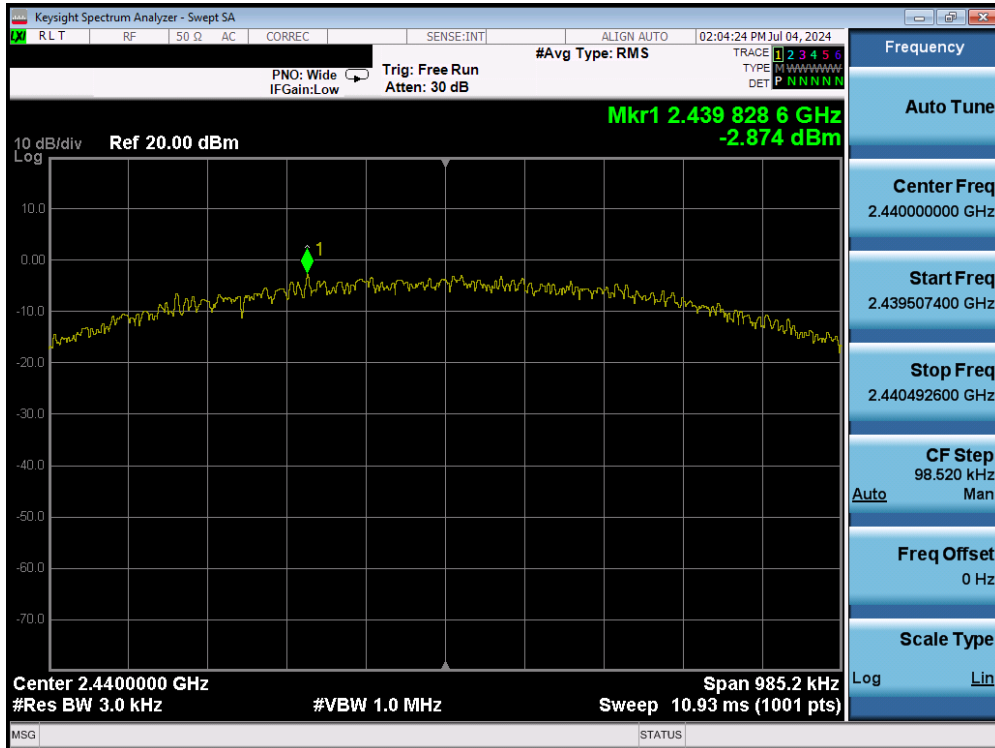


Plot 7-54. Power Spectral Density Plot (Bluetooth (LE), 500kbps – Ch. 39) – Ant1

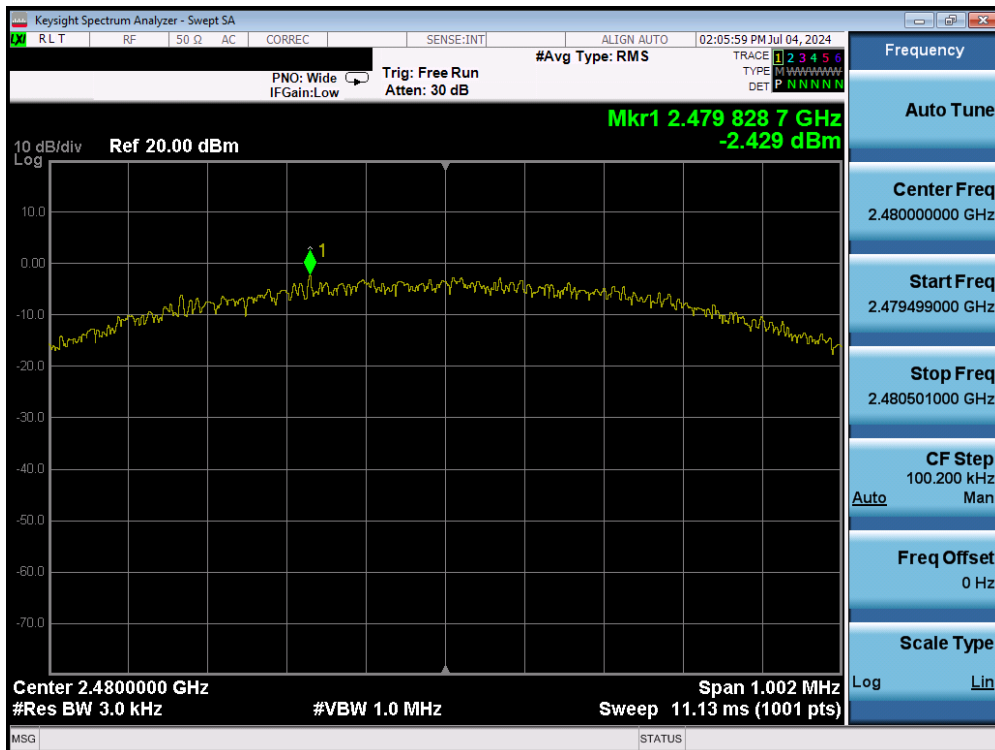


Plot 7-55. Power Spectral Density Plot (Bluetooth (LE), 1Mbps – Ch. 0) – Ant1

FCC ID: A3LSMX828U	MEASUREMENT REPORT (CERTIFICATION)		Approved by: Technical Manager
Test Report S/N: 1M2405140039-09.A3L	Test Dates: 06/10/2024 – 07/30/2024	EUT Type: Portable Tablet	Page 45 of 86

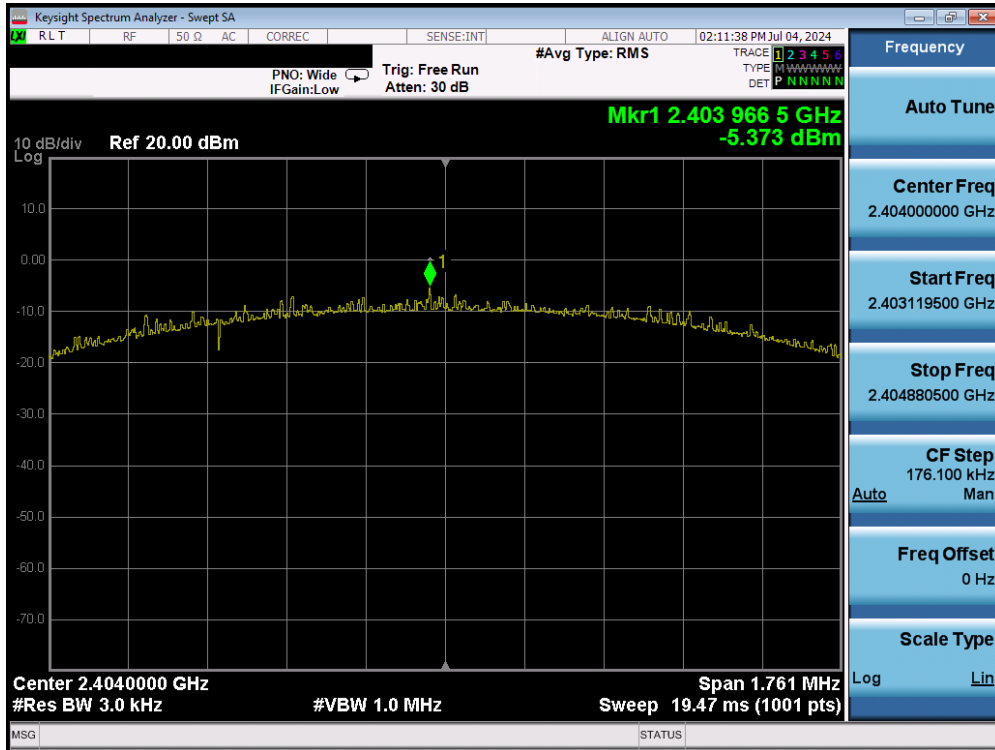


Plot 7-56. Power Spectral Density Plot (Bluetooth (LE), 1Mbps – Ch. 19) – Ant1

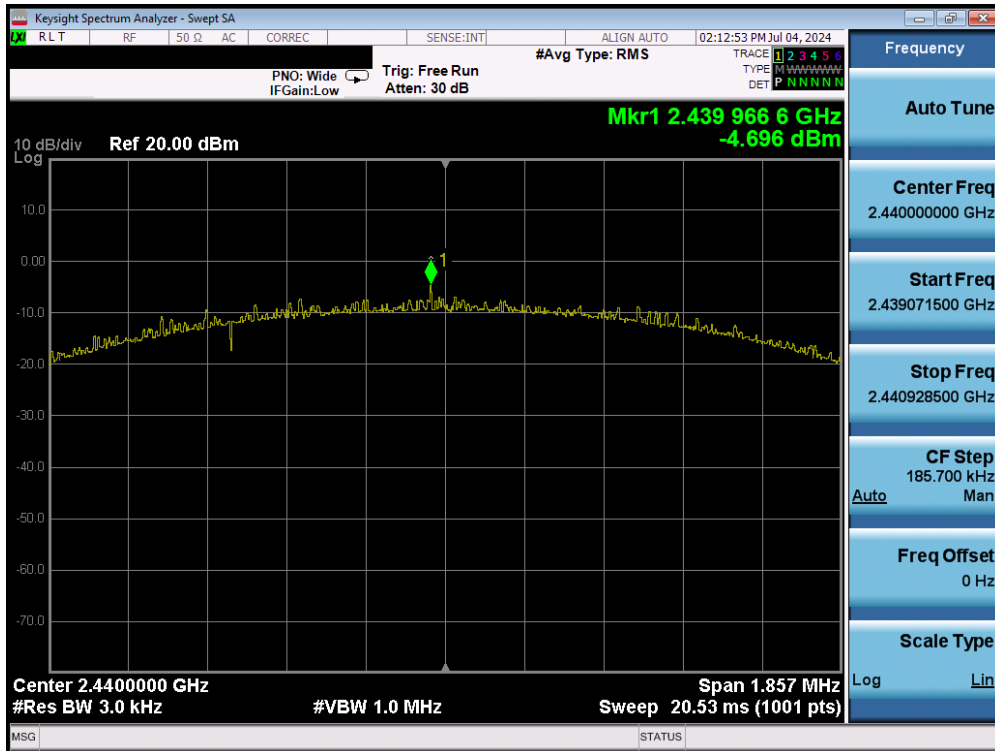


Plot 7-57. Power Spectral Density Plot (Bluetooth (LE), 1Mbps – Ch. 39) – Ant1

FCC ID: A3LSMX828U	MEASUREMENT REPORT (CERTIFICATION)		Approved by: Technical Manager
Test Report S/N: 1M2405140039-09.A3L	Test Dates: 06/10/2024 – 07/30/2024	EUT Type: Portable Tablet	Page 46 of 86

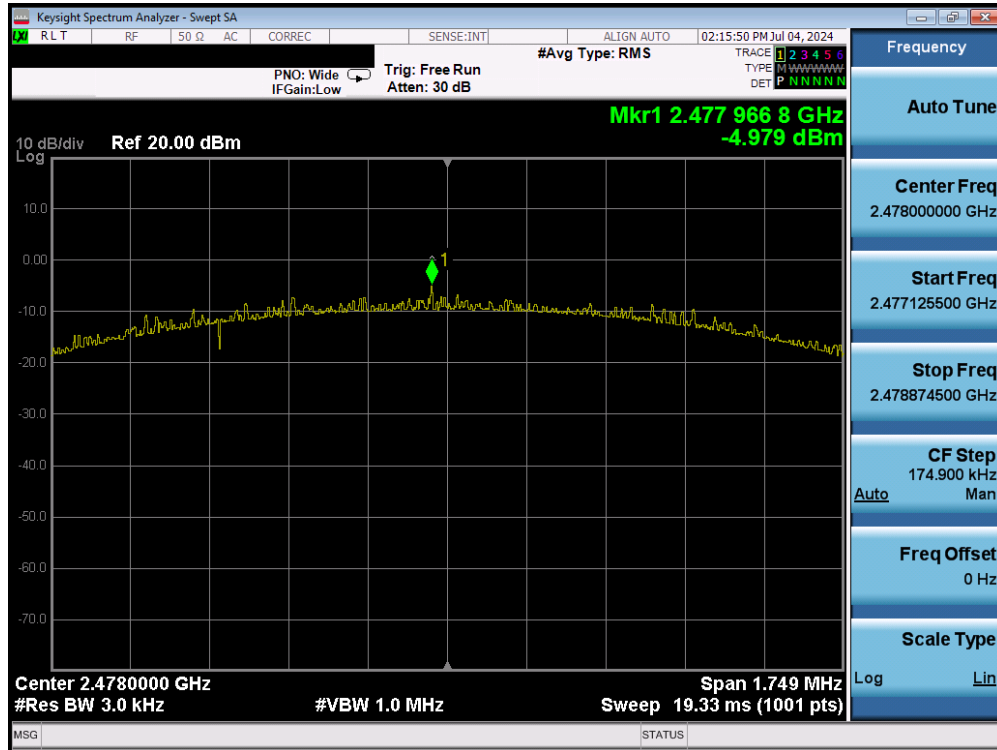


Plot 7-58. Power Spectral Density Plot (Bluetooth (LE), 2Mbps – Ch. 1) – Ant1



Plot 7-59. Power Spectral Density Plot (Bluetooth (LE), 2Mbps – Ch. 19) – Ant1

FCC ID: A3LSMX828U	MEASUREMENT REPORT (CERTIFICATION)		Approved by: Technical Manager
Test Report S/N: 1M2405140039-09.A3L	Test Dates: 06/10/2024 – 07/30/2024	EUT Type: Portable Tablet	Page 47 of 86



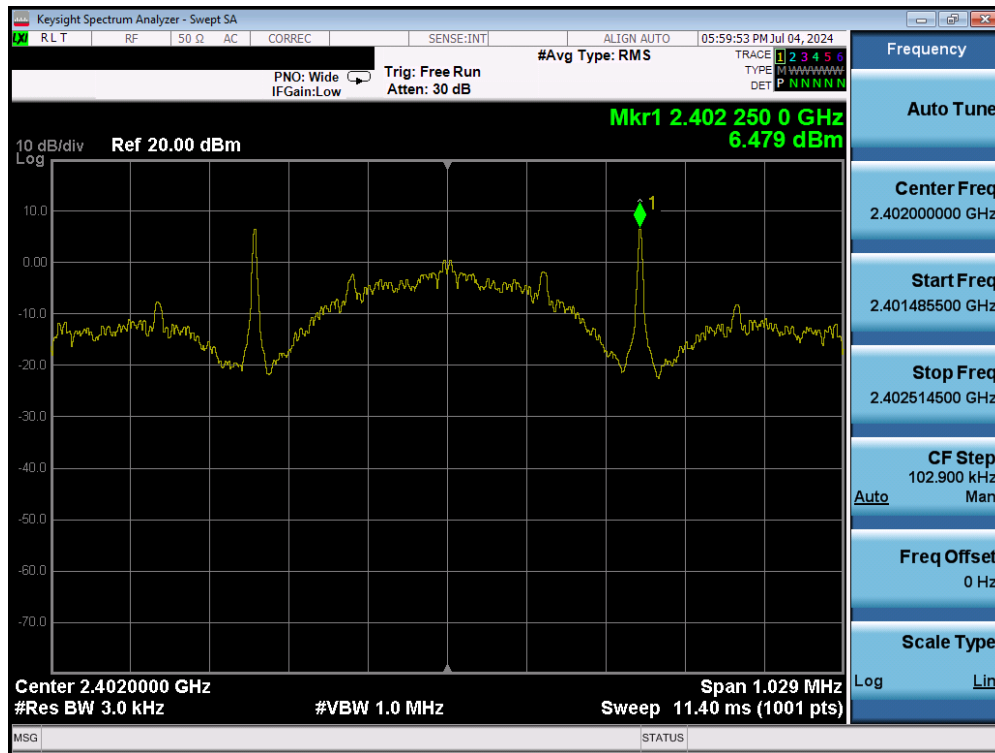
Plot 7-60. Power Spectral Density Plot (Bluetooth (LE), 2Mbps – Ch. 38) – Ant1

FCC ID: A3LSMX828U	MEASUREMENT REPORT (CERTIFICATION)		Approved by: Technical Manager
Test Report S/N: 1M2405140039-09.A3L	Test Dates: 06/10/2024 – 07/30/2024	EUT Type: Portable Tablet	Page 48 of 86



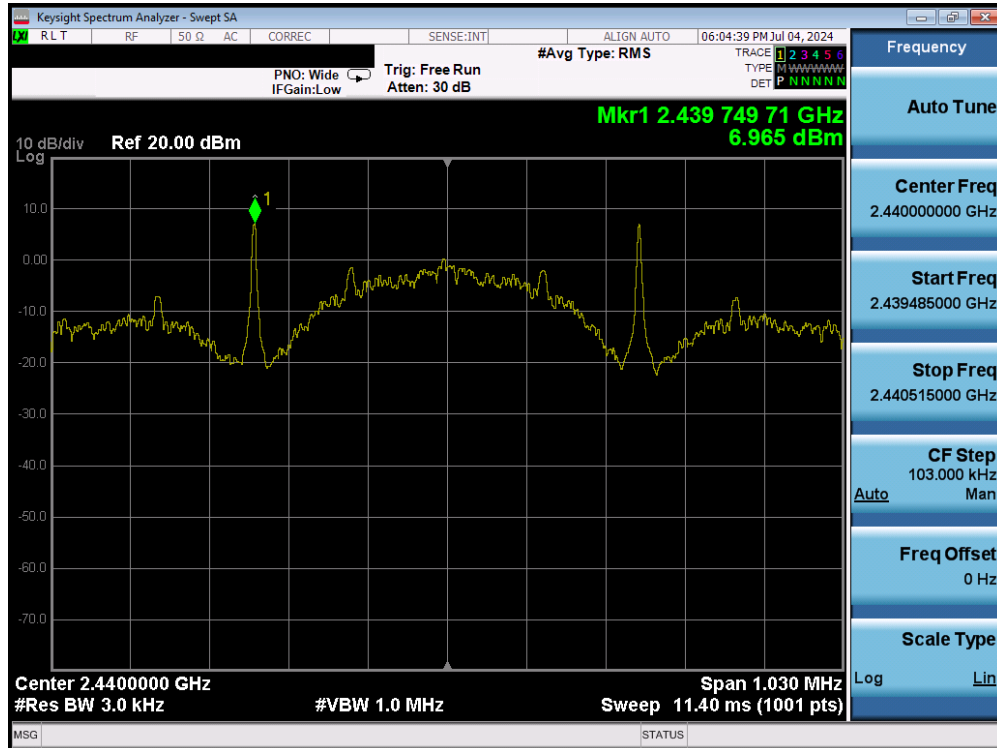
Frequency [MHz]	Data Rate [Mbps]	Channel No.	Bluetooth Mode	Measured Power Spectral Density [dBm]	Maximum Permissible Power Density [dBm / 3kHz]	Margin [dB]
2402	125 kbps	0	LE	6.48	8.0	-1.52
2440	125 kbps	19	LE	6.97	8.0	-1.04
2480	125 kbps	39	LE	6.96	8.0	-1.04
2402	500 kbps	0	LE	6.11	8.0	-1.89
2440	500 kbps	19	LE	6.86	8.0	-1.14
2480	500 kbps	39	LE	6.87	8.0	-1.13
2402	1 Mbps	0	LE	-2.20	8.0	-10.20
2440	1 Mbps	19	LE	-2.16	8.0	-10.16
2480	1 Mbps	39	LE	-1.74	8.0	-9.74
2404	2 Mbps	1	LE	-4.84	8.0	-12.84
2440	2 Mbps	19	LE	-4.19	8.0	-12.19
2478	2 Mbps	38	LE	-4.19	8.0	-12.19

Table 7-7. Conducted Power Density Measurements – Ant2

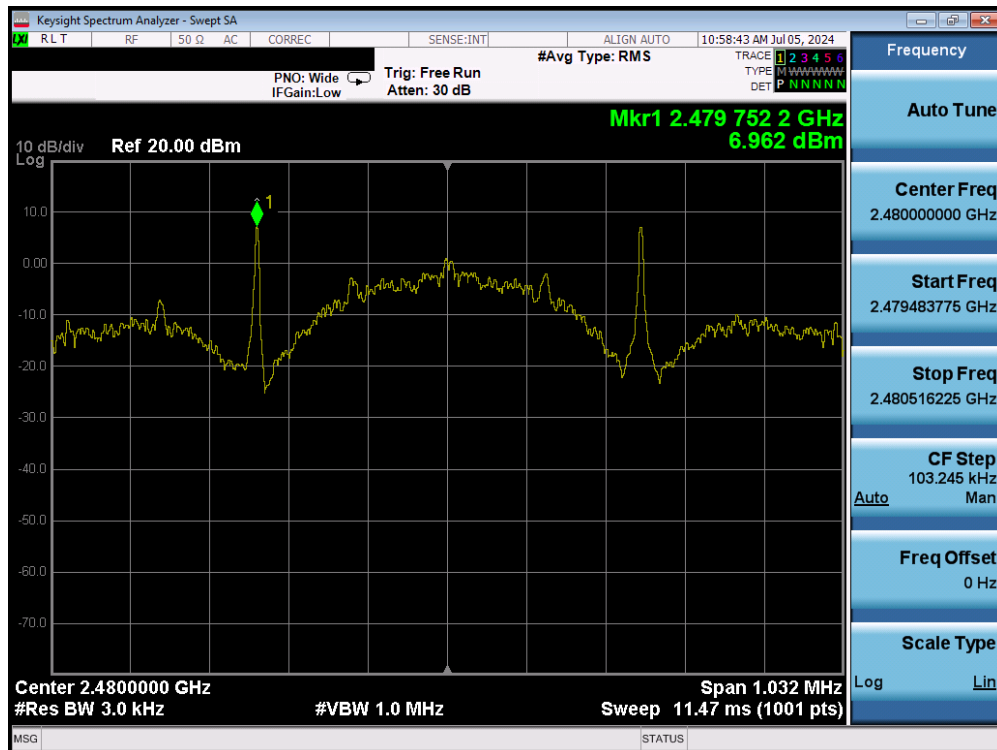


Plot 7-61. Power Spectral Density Plot (Bluetooth (LE), 125kbps – Ch. 0) – Ant2

FCC ID: A3LSMX828U		MEASUREMENT REPORT (CERTIFICATION)		Approved by: Technical Manager
Test Report S/N: 1M2405140039-09.A3L	Test Dates: 06/10/2024 – 07/30/2024	EUT Type: Portable Tablet		Page 49 of 86

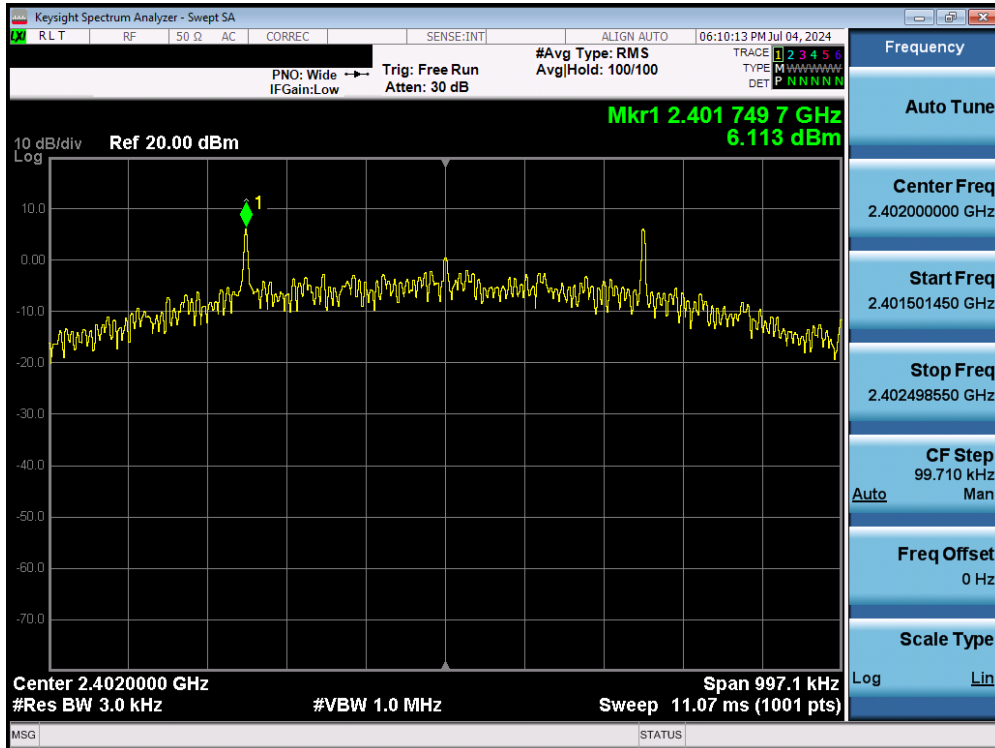


Plot 7-62. Power Spectral Density Plot (Bluetooth (LE), 125kbps – Ch. 19) – Ant2

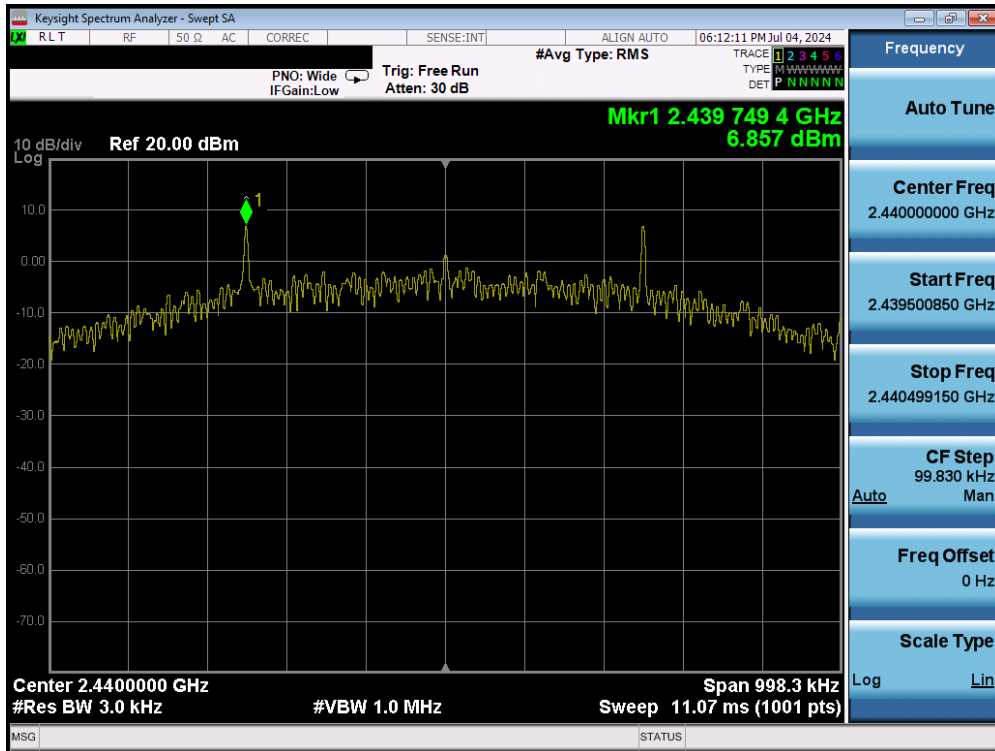


Plot 7-63. Power Spectral Density Plot (Bluetooth (LE), 125kbps – Ch. 39) – Ant2

FCC ID: A3LSMX828U	MEASUREMENT REPORT (CERTIFICATION)		Approved by: Technical Manager
Test Report S/N: 1M2405140039-09.A3L	Test Dates: 06/10/2024 – 07/30/2024	EUT Type: Portable Tablet	Page 50 of 86

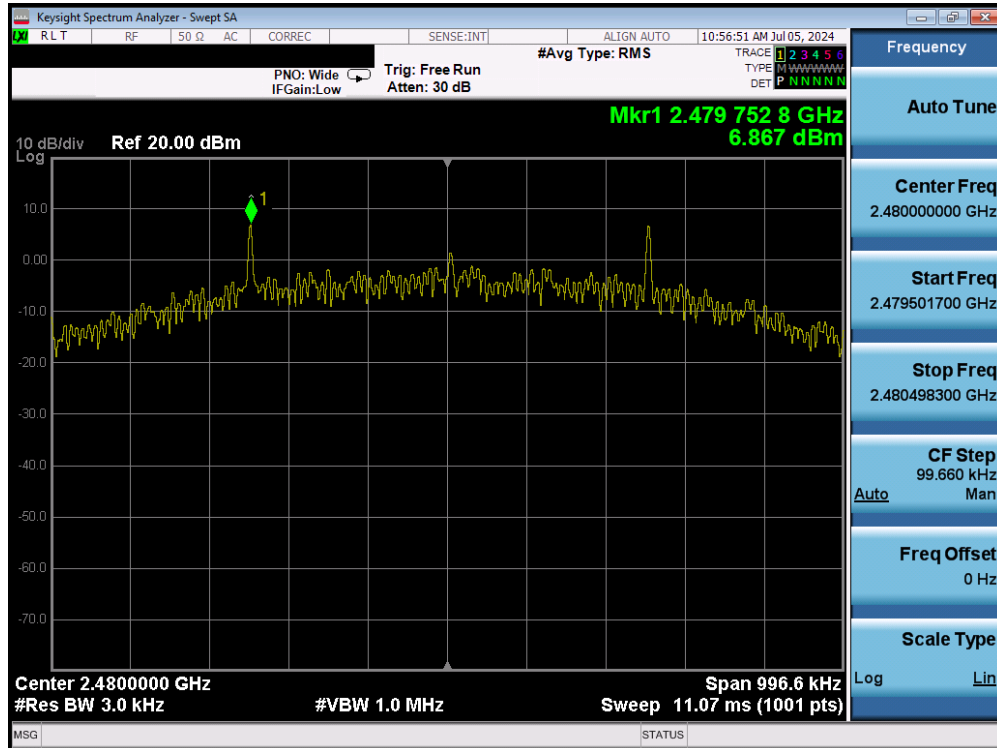


Plot 7-64. Power Spectral Density Plot (Bluetooth (LE), 500kbps – Ch. 0) – Ant2

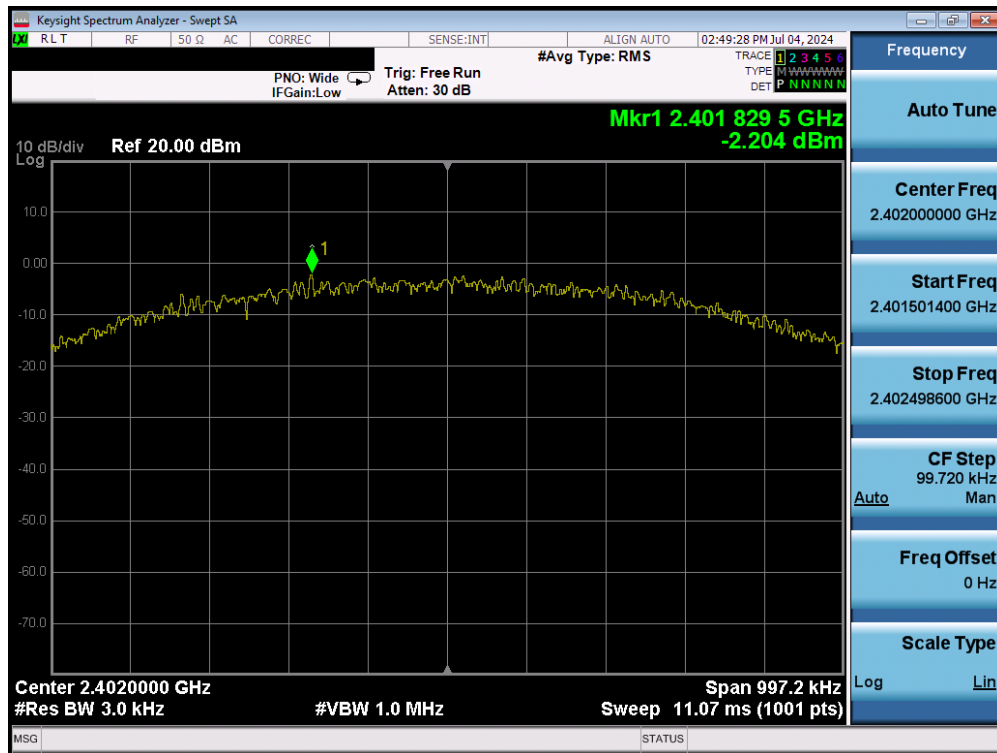


Plot 7-65. Power Spectral Density Plot (Bluetooth (LE), 500kbps – Ch. 19) – Ant2

FCC ID: A3LSMX828U	MEASUREMENT REPORT (CERTIFICATION)		Approved by: Technical Manager
Test Report S/N: 1M2405140039-09.A3L	Test Dates: 06/10/2024 – 07/30/2024	EUT Type: Portable Tablet	Page 51 of 86

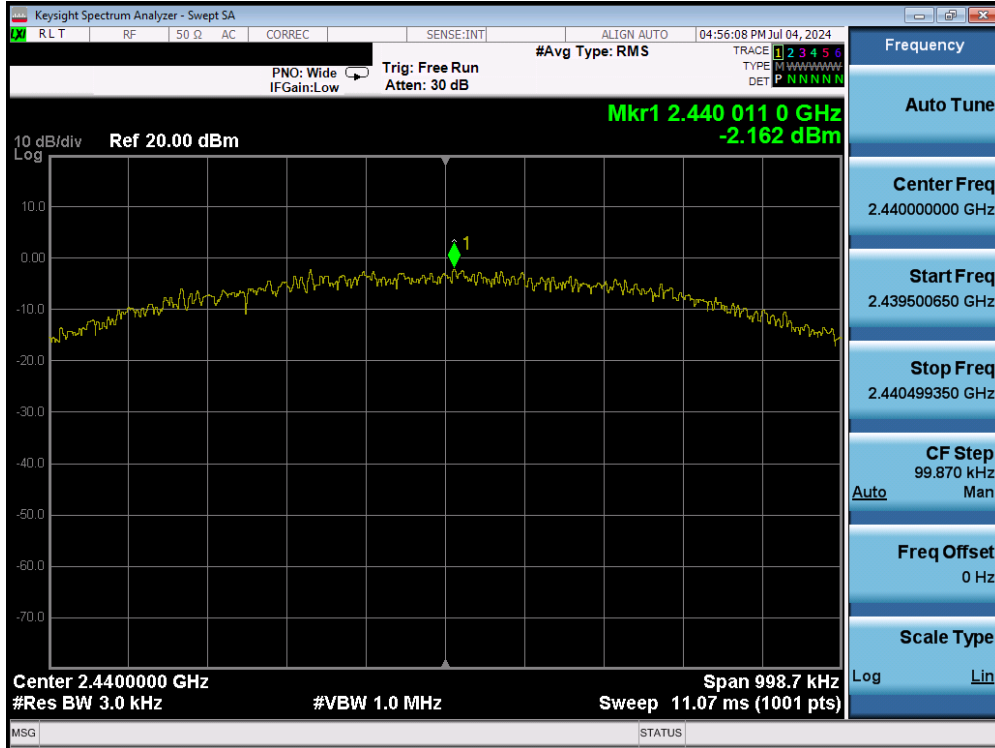


Plot 7-66. Power Spectral Density Plot (Bluetooth (LE), 500kbps – Ch. 39) – Ant2

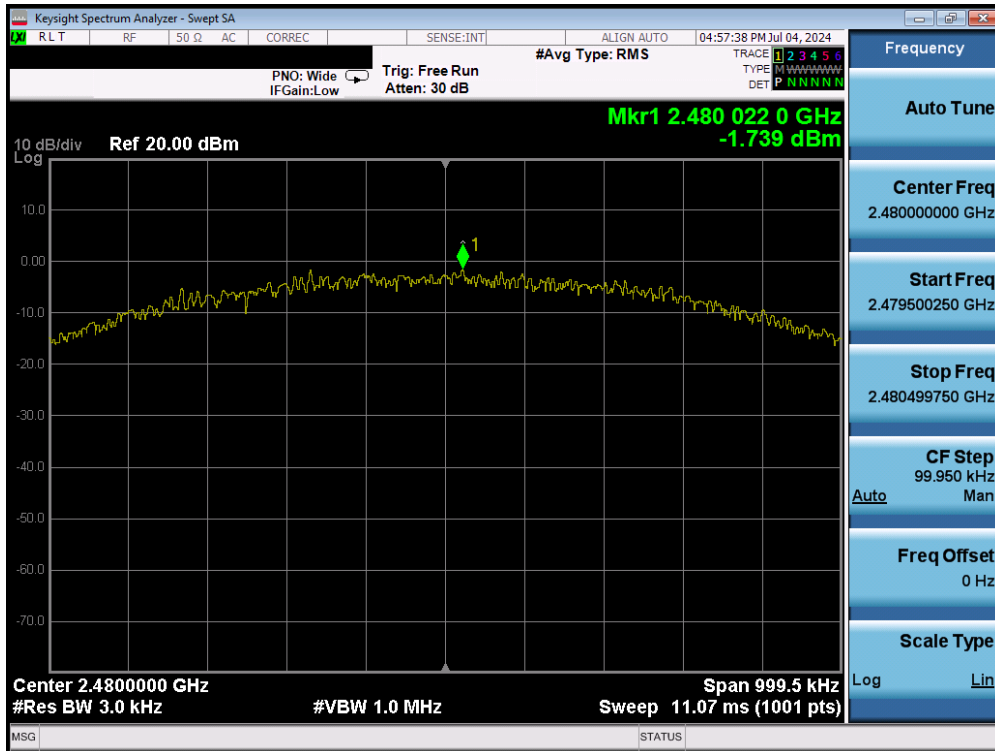


Plot 7-67. Power Spectral Density Plot (Bluetooth (LE), 1Mbps – Ch. 0) – Ant2

FCC ID: A3LSMX828U	MEASUREMENT REPORT (CERTIFICATION)		Approved by: Technical Manager
Test Report S/N: 1M2405140039-09.A3L	Test Dates: 06/10/2024 – 07/30/2024	EUT Type: Portable Tablet	Page 52 of 86

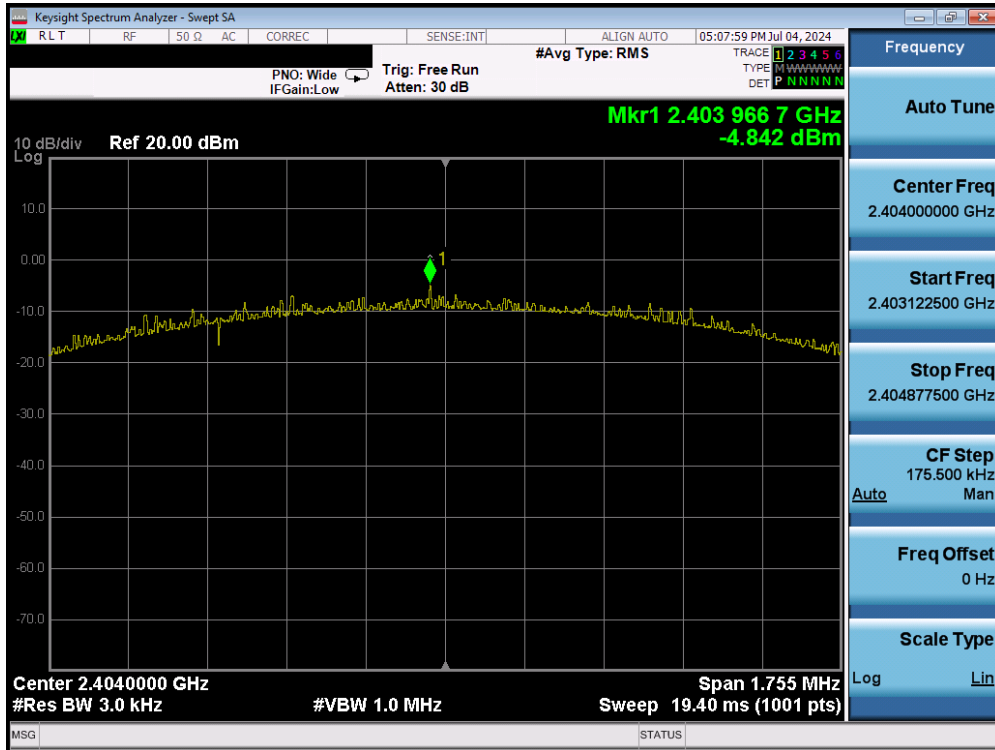


Plot 7-68. Power Spectral Density Plot (Bluetooth (LE), 1Mbps – Ch. 19) – Ant2

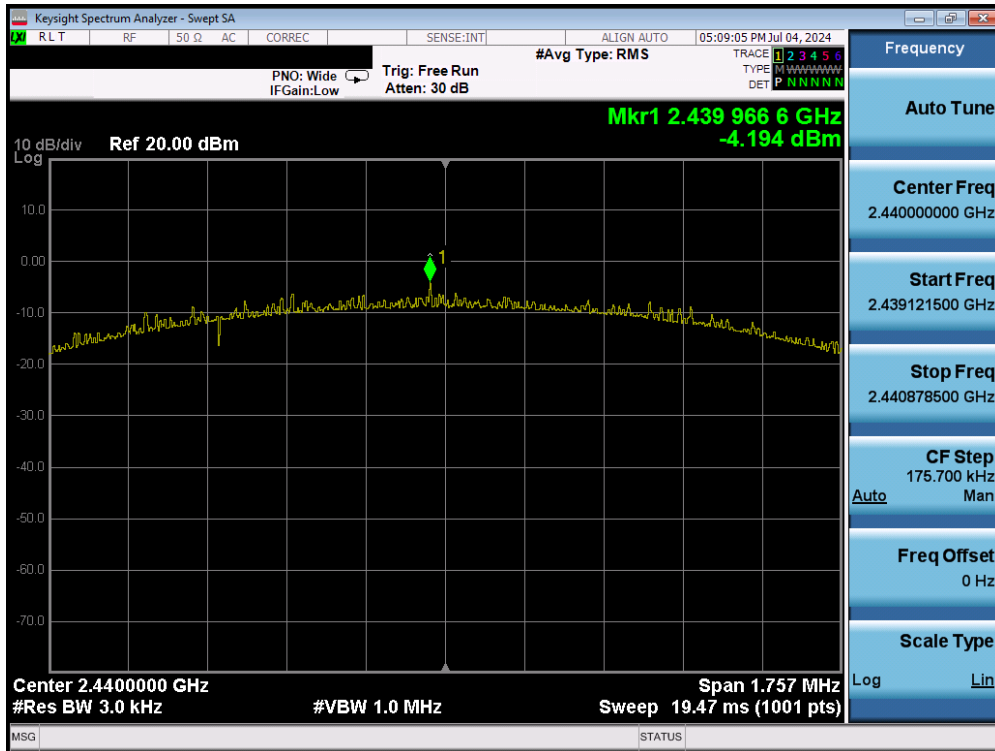


Plot 7-69. Power Spectral Density Plot (Bluetooth (LE), 1Mbps – Ch. 39) – Ant2

FCC ID: A3LSMX828U	MEASUREMENT REPORT (CERTIFICATION)		Approved by: Technical Manager
Test Report S/N: 1M2405140039-09.A3L	Test Dates: 06/10/2024 – 07/30/2024	EUT Type: Portable Tablet	Page 53 of 86

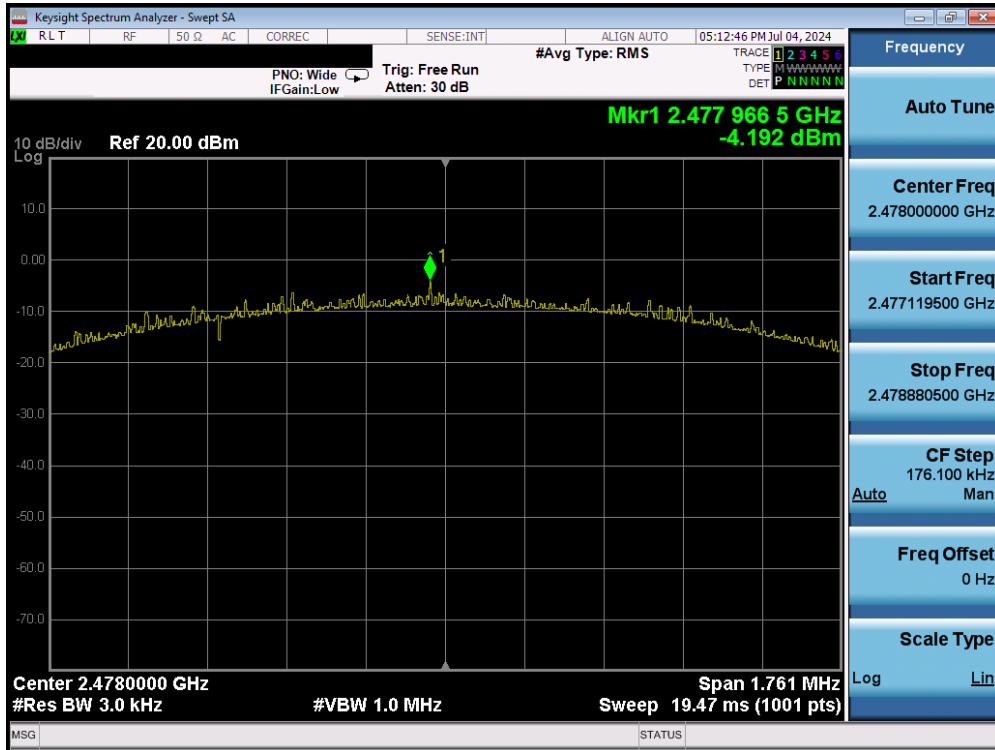


Plot 7-70. Power Spectral Density Plot (Bluetooth (LE), 2Mbps – Ch. 1) – Ant2



Plot 7-71. Power Spectral Density Plot (Bluetooth (LE), 2Mbps – Ch. 19) – Ant2

FCC ID: A3LSMX828U	MEASUREMENT REPORT (CERTIFICATION)		Approved by: Technical Manager
Test Report S/N: 1M2405140039-09.A3L	Test Dates: 06/10/2024 – 07/30/2024	EUT Type: Portable Tablet	Page 54 of 86



Plot 7-72. Power Spectral Density Plot (Bluetooth (LE), 2Mbps – Ch. 38) – Ant2

FCC ID: A3LSMX828U	MEASUREMENT REPORT (CERTIFICATION)		Approved by: Technical Manager
Test Report S/N: 1M2405140039-09.A3L	Test Dates: 06/10/2024 – 07/30/2024	EUT Type: Portable Tablet	Page 55 of 86

## 7.5 Conducted Emissions at the Band Edge

§15.247(d)

### Test Overview and Limit

For the following out of band conducted spurious emissions plots at the band edge, the EUT was set to transmit at maximum power with the largest packet size available. These settings produced the worst-case emissions.

***The limit for out-of-band spurious emissions at the band edge is 20dB below the fundamental emission level, as determined from the in-band power measurement of the DTS channel performed in a 100kHz bandwidth.***

### Test Procedure Used

ANSI C63.10-2013 – Section 11.11.3

### Test Settings

1. Start and stop frequency were set such that the band edge would be placed in the center of the plot
2. Span was set large enough so as to capture all out of band emissions near the band edge
3. RBW = 100kHz
4. VBW = 300kHz
5. Detector = Peak
6. Number of sweep points  $\geq 2 \times \text{Span/RBW}$
7. Trace mode = max hold
8. Sweep time = auto couple
9. The trace was allowed to stabilize

### Test Setup

The EUT and measurement equipment were set up as shown in the diagram below.



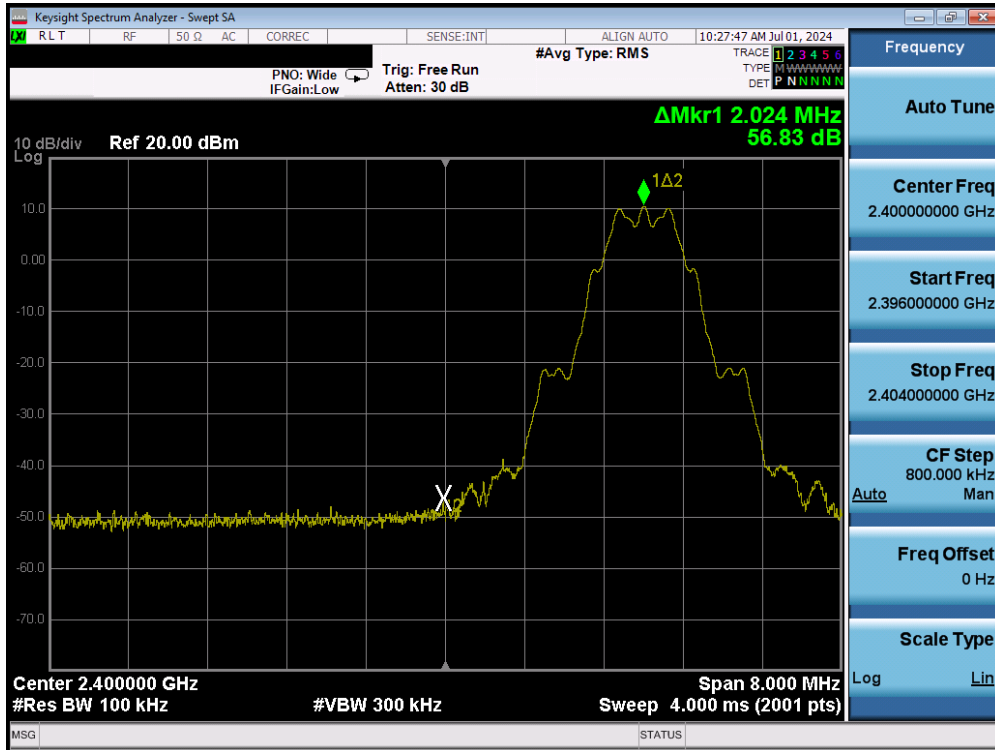
**Figure 7-4. Test Instrument & Measurement Setup**

### Test Notes

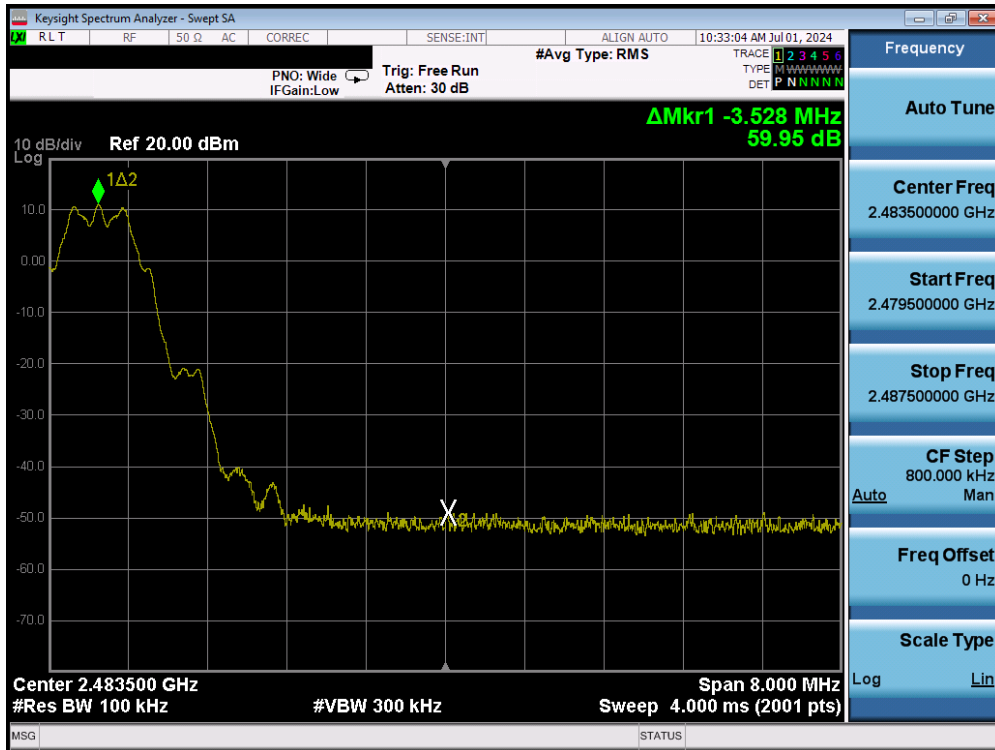
None

FCC ID: A3LSMX828U	<b>MEASUREMENT REPORT (CERTIFICATION)</b>		Approved by: Technical Manager
Test Report S/N: 1M2405140039-09.A3L	Test Dates: 06/10/2024 – 07/30/2024	EUT Type: Portable Tablet	Page 56 of 86



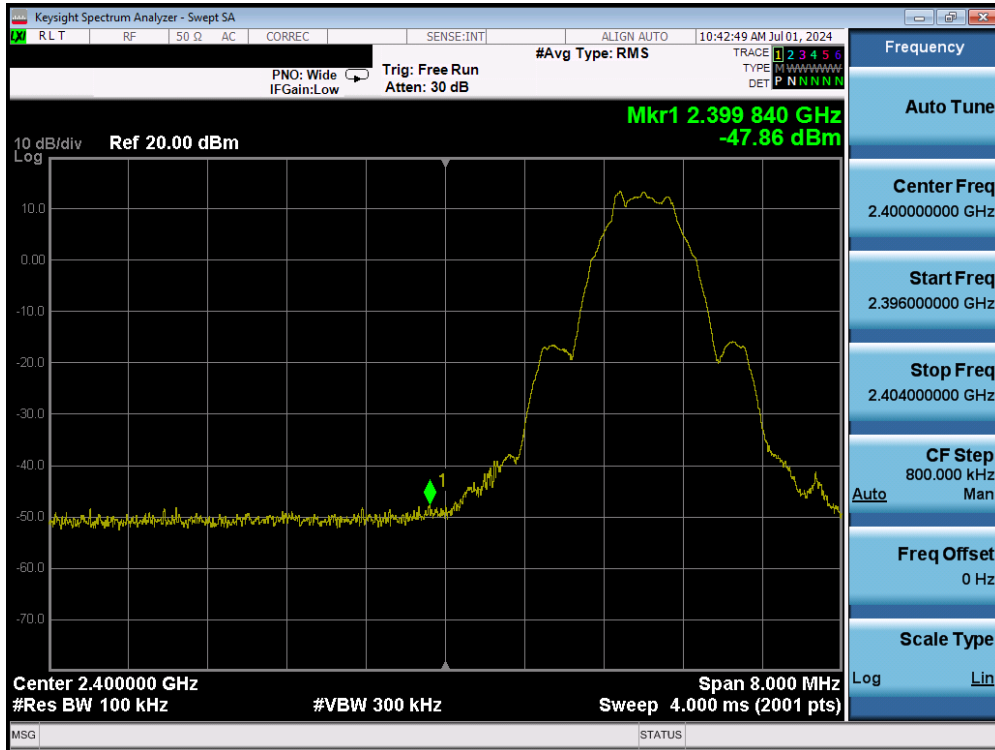


Plot 7-73. Band Edge Plot (Bluetooth (LE), 125kbps – Ch. 0) – Ant1

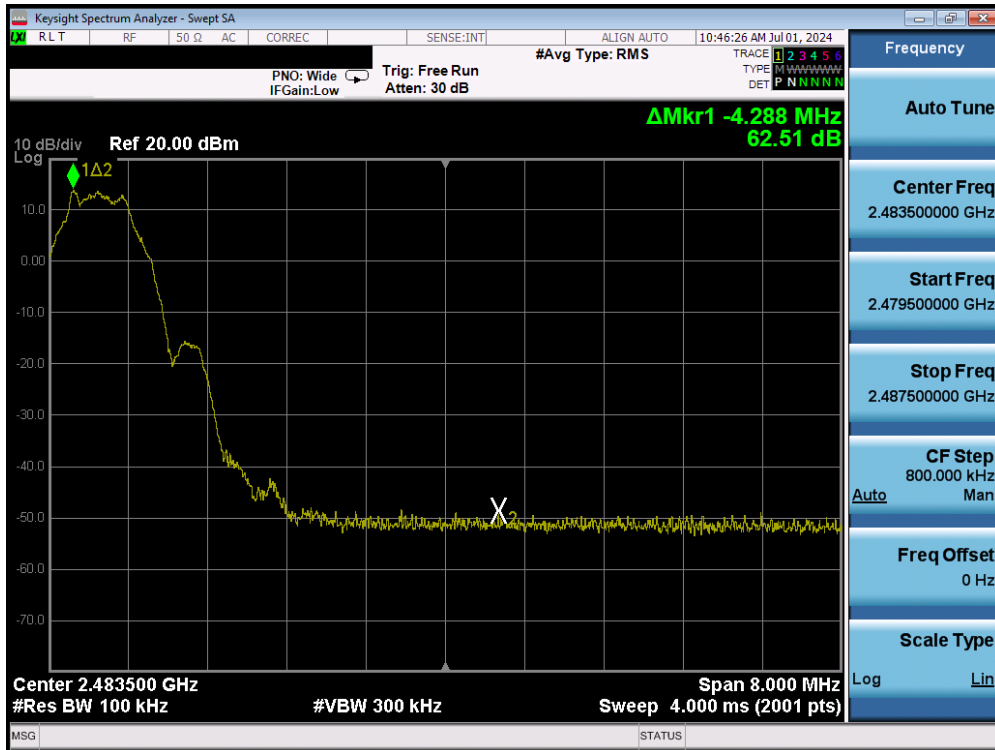


Plot 7-74. Band Edge Plot (Bluetooth (LE), 125kbps – Ch. 39) – Ant1

FCC ID: A3LSMX828U	MEASUREMENT REPORT (CERTIFICATION)		Approved by: Technical Manager
Test Report S/N: 1M2405140039-09.A3L	Test Dates: 06/10/2024 – 07/30/2024	EUT Type: Portable Tablet	Page 57 of 86

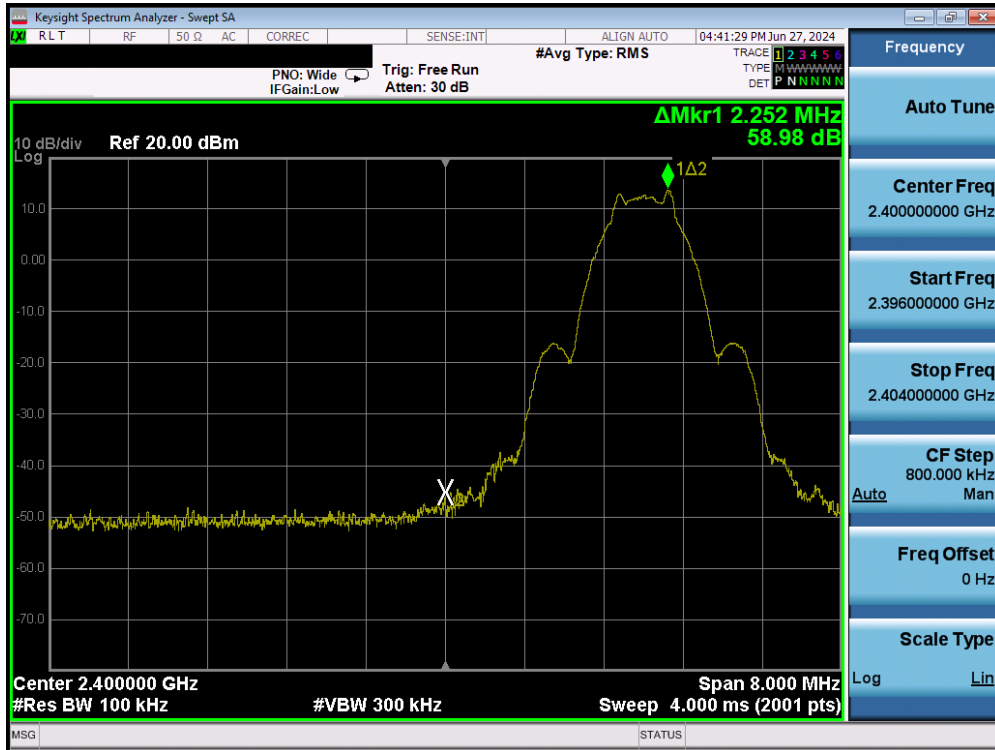


Plot 7-75. Band Edge Plot (Bluetooth (LE), 500kbps – Ch. 0) – Ant1

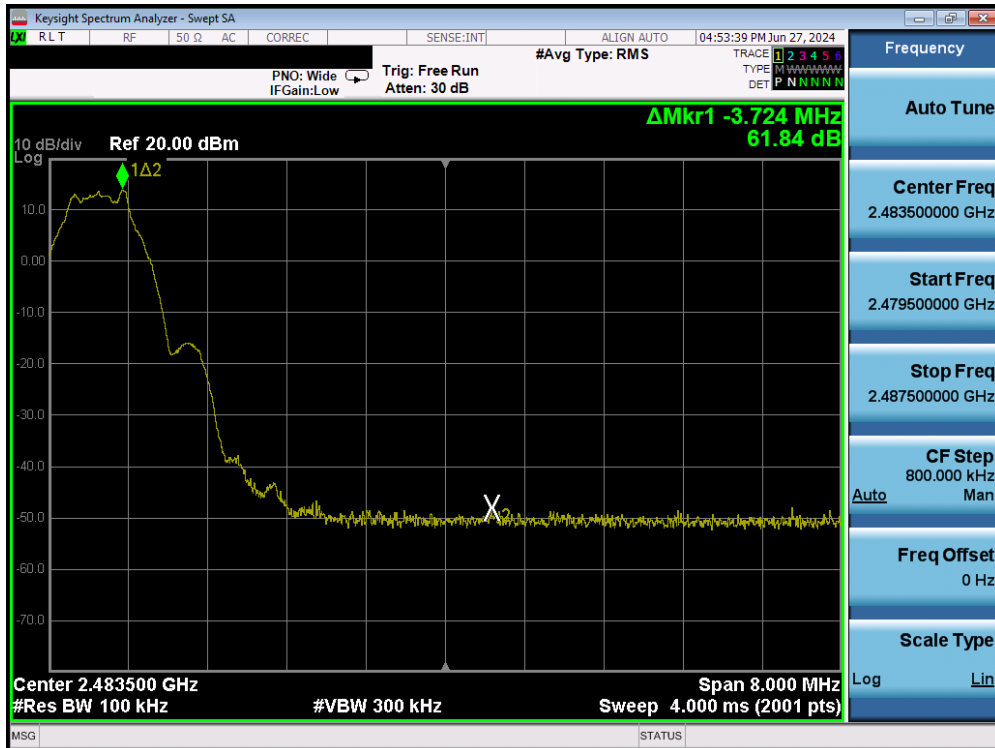


Plot 7-76. Band Edge Plot (Bluetooth (LE), 500kbps – Ch. 39) – Ant1

FCC ID: A3LSMX828U	MEASUREMENT REPORT (CERTIFICATION)		Approved by: Technical Manager
Test Report S/N: 1M2405140039-09.A3L	Test Dates: 06/10/2024 – 07/30/2024	EUT Type: Portable Tablet	Page 58 of 86



Plot 7-77. Band Edge Plot (Bluetooth (LE), 1Mbps – Ch. 0) – Ant1

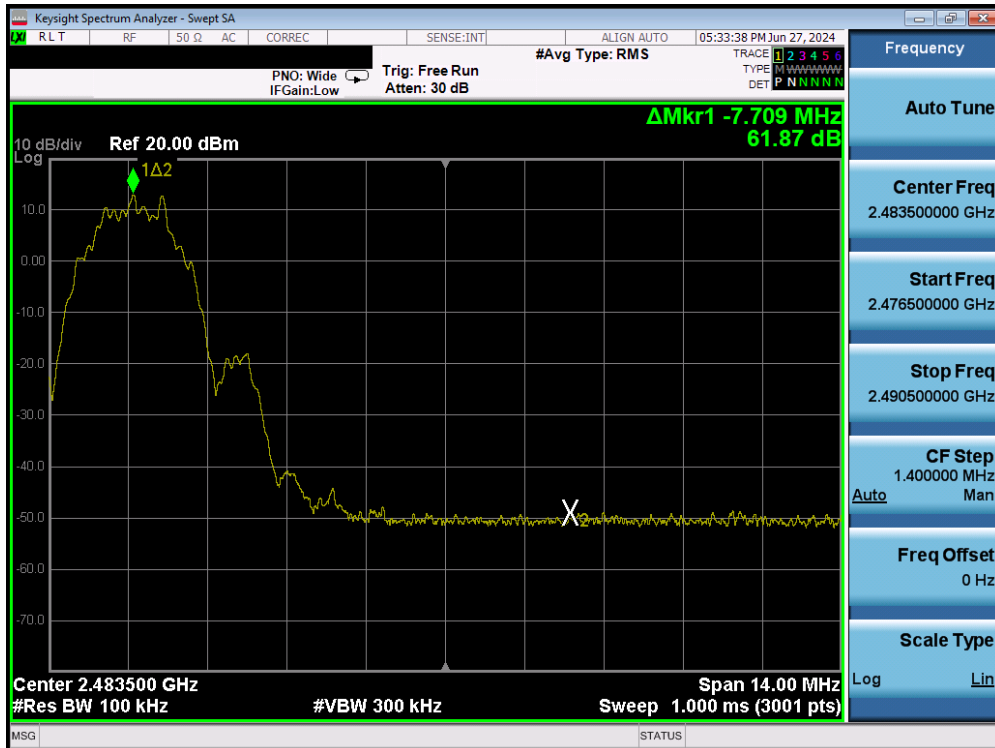


Plot 7-78. Band Edge Plot (Bluetooth (LE), 1Mbps – Ch. 39) – Ant1

FCC ID: A3LSMX828U	MEASUREMENT REPORT (CERTIFICATION)		Approved by: Technical Manager
Test Report S/N: 1M2405140039-09.A3L	Test Dates: 06/10/2024 – 07/30/2024	EUT Type: Portable Tablet	Page 59 of 86

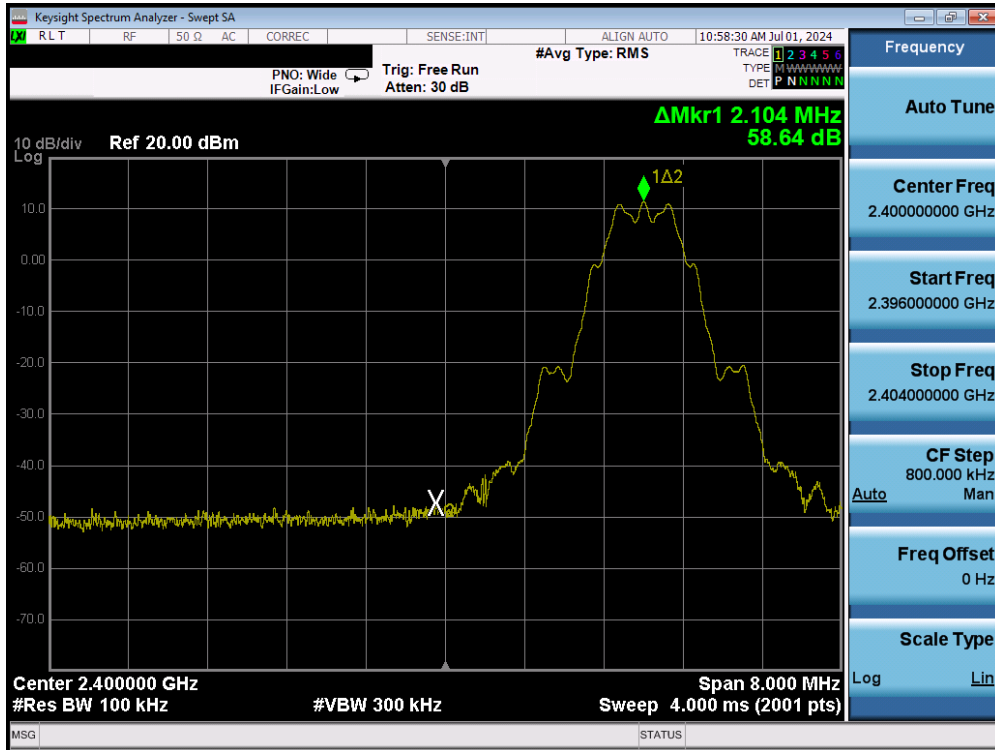


Plot 7-79. Band Edge Plot (Bluetooth (LE), 2Mbps – Ch. 1) – Ant1

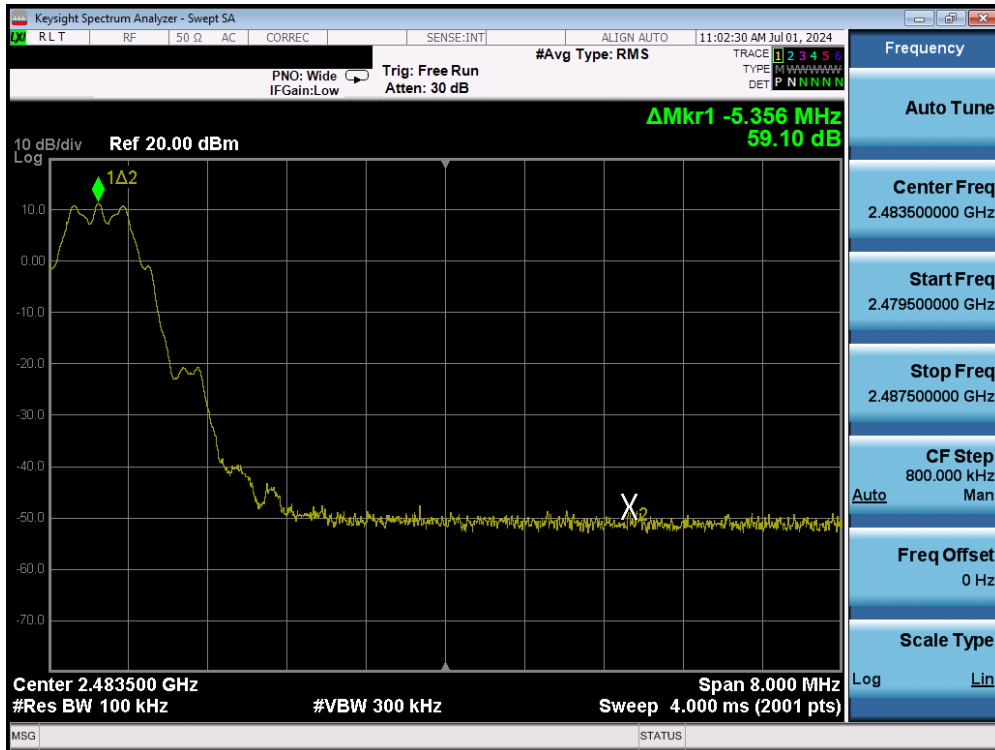


Plot 7-80. Band Edge Plot (Bluetooth (LE), 2Mbps – Ch. 38) – Ant1

FCC ID: A3LSMX828U	MEASUREMENT REPORT (CERTIFICATION)		Approved by: Technical Manager
Test Report S/N: 1M2405140039-09.A3L	Test Dates: 06/10/2024 – 07/30/2024	EUT Type: Portable Tablet	Page 60 of 86

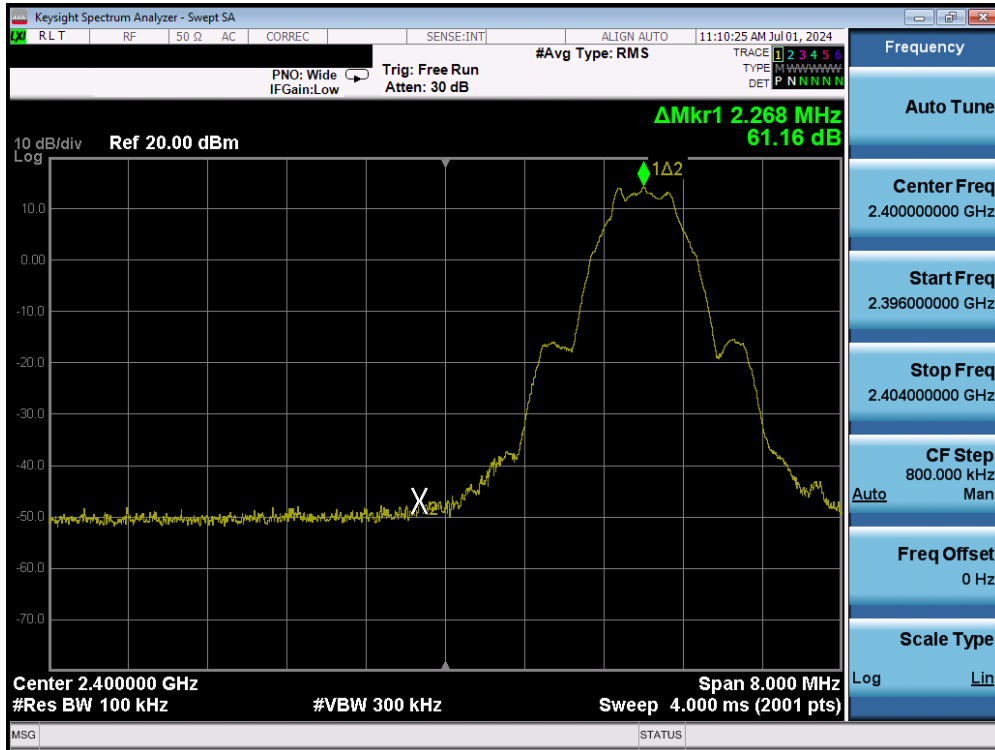


Plot 7-81. Band Edge Plot (Bluetooth (LE), 125kbps – Ch. 0) – Ant2

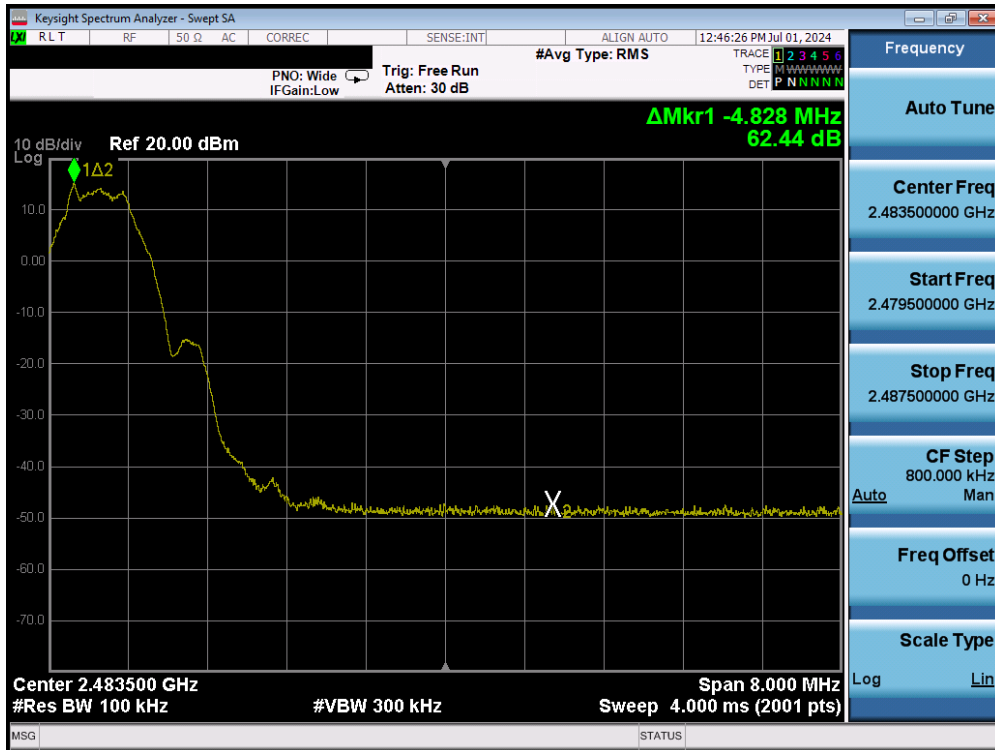


Plot 7-82. Band Edge Plot (Bluetooth (LE), 125kbps – Ch. 39) – Ant2

FCC ID: A3LSMX828U	MEASUREMENT REPORT (CERTIFICATION)		Approved by: Technical Manager
Test Report S/N: 1M2405140039-09.A3L	Test Dates: 06/10/2024 – 07/30/2024	EUT Type: Portable Tablet	Page 61 of 86

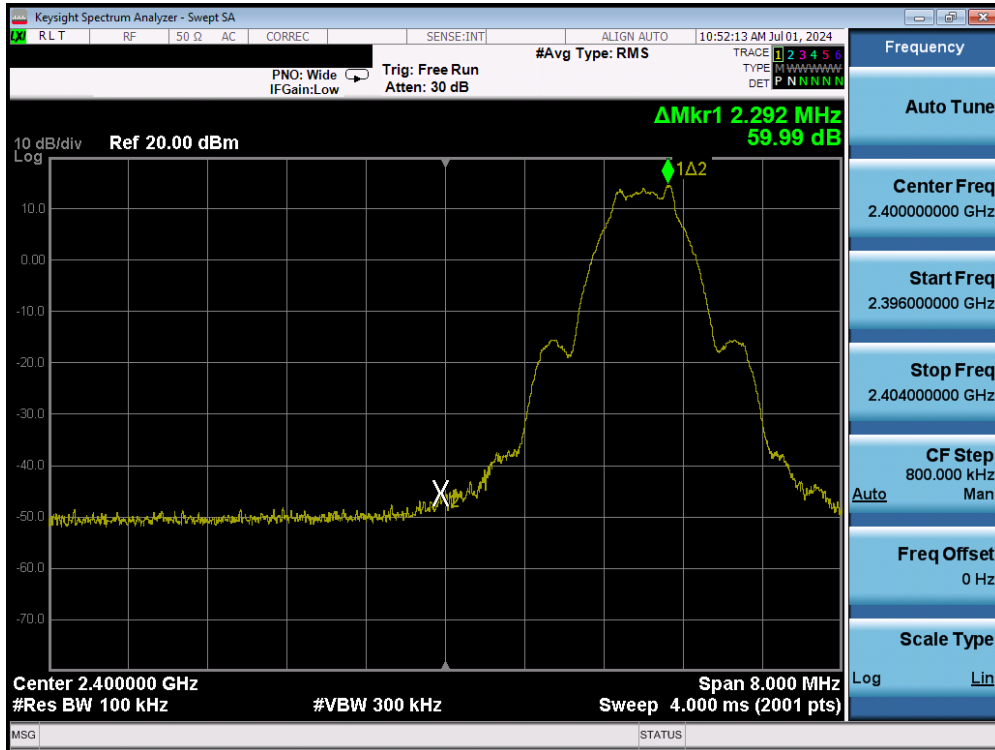


Plot 7-83. Band Edge Plot (Bluetooth (LE), 500kbps – Ch. 0) – Ant2

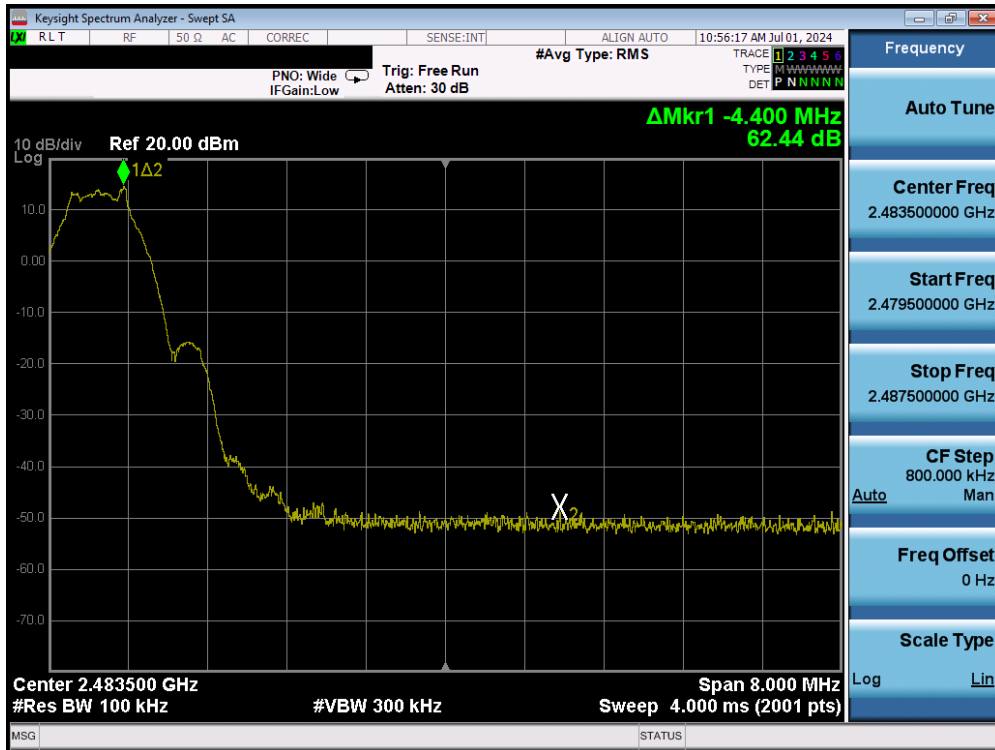


Plot 7-84. Band Edge Plot (Bluetooth (LE), 500kbps – Ch. 39) – Ant2

FCC ID: A3LSMX828U	MEASUREMENT REPORT (CERTIFICATION)		Approved by: Technical Manager
Test Report S/N: 1M2405140039-09.A3L	Test Dates: 06/10/2024 – 07/30/2024	EUT Type: Portable Tablet	Page 62 of 86



Plot 7-85. Band Edge Plot (Bluetooth (LE), 1Mbps – Ch. 0) – Ant2



Plot 7-86. Band Edge Plot (Bluetooth (LE), 1Mbps – Ch. 39) – Ant2

FCC ID: A3LSMX828U	MEASUREMENT REPORT (CERTIFICATION)		Approved by: Technical Manager
Test Report S/N: 1M2405140039-09.A3L	Test Dates: 06/10/2024 – 07/30/2024	EUT Type: Portable Tablet	Page 63 of 86