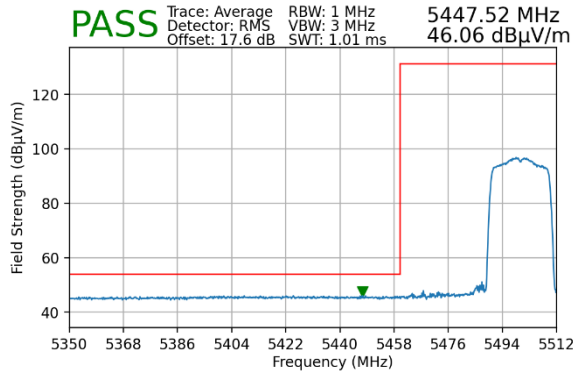
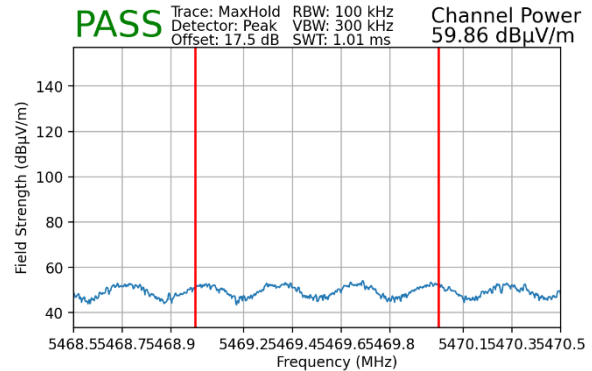


Worst Case Mode: 802.11ax
 Worst Case Transfer Rate: MCS0
 RU Index: 61
 Distance of Measurements: 3 Meters
 Operating Frequency: 5500MHz
 Channel: 100

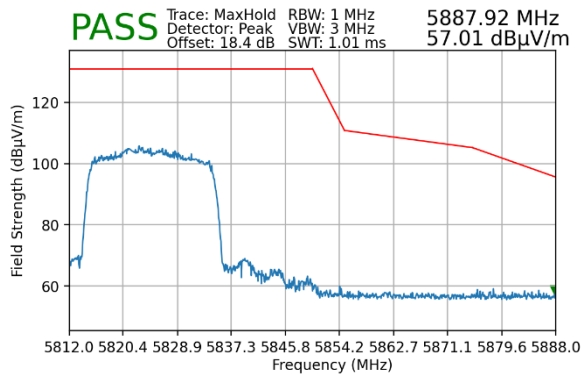


Plot 7-173. Radiated Lower Band Edge Plot MIMO (Average – UNII Band 2C – 242 Tones)



Plot 7-174. Radiated Lower Band Edge Plot MIMO (Peak – UNII Band 2C – 242 Tones)

Worst Case Mode: 802.11ax
 Worst Case Transfer Rate: MCS0
 RU Index: 61
 Distance of Measurements: 3 Meters
 Operating Frequency: 5825MHz
 Channel: 165

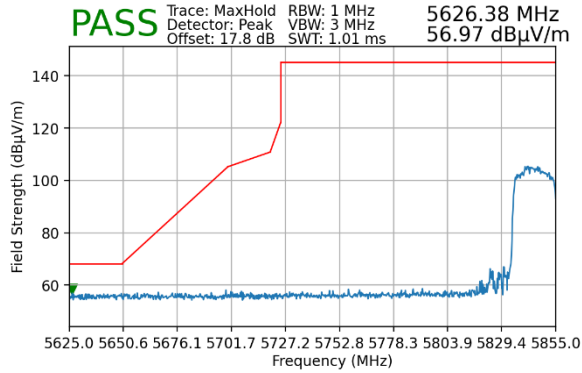


Plot 7-175. Radiated Upper Band Edge Plot MIMO (Peak – UNII Band 3 – 242 Tones)

FCC ID: A3LSMX828U	MEASUREMENT REPORT		Approved by: Technical Manager
Test Report S/N: 1M2405140039-13.A3L	Test Dates: 5/23/2024 - 7/28/2024	EUT Type: Portable Tablet	Page 127 of 138

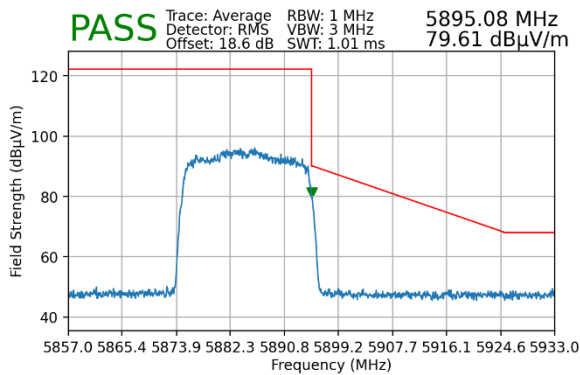


Worst Case Mode: 802.11ax
 Worst Case Transfer Rate: MCS0
 RU Index: 61
 Distance of Measurements: 3 Meters
 Operating Frequency: 5845MHz
 Channel: 169

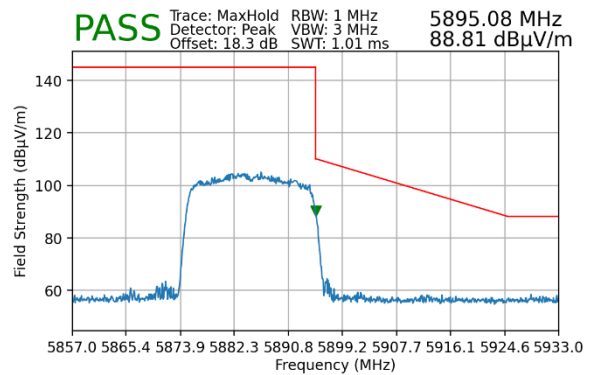


Plot 7-176. Radiated Lower Band Edge Plot MIMO (Peak – UNII Band 4 – 242 Tones)

Worst Case Mode: 802.11ax
 Worst Case Transfer Rate: MCS0
 RU Index: 61
 Distance of Measurements: 3 Meters
 Operating Frequency: 5885MHz
 Channel: 177



Plot 7-177. Radiated Upper Band Edge Plot MIMO (Average – UNII Band 4 – 242 Tones)

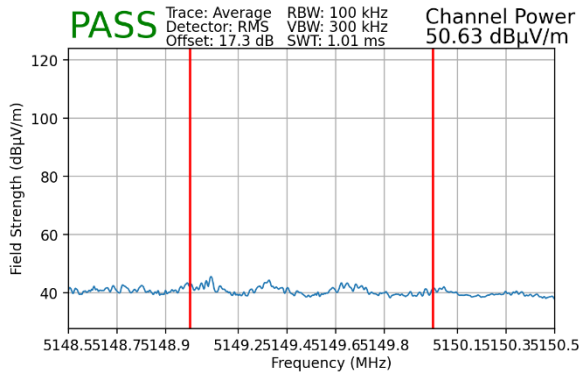


Plot 7-178. Radiated Upper Band Edge Plot MIMO (Peak – UNII Band 4 – 242 Tones)

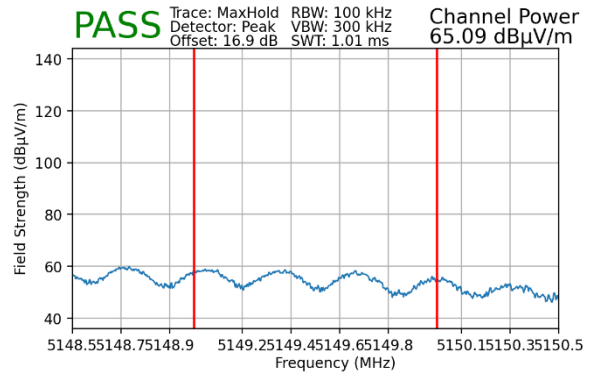
FCC ID: A3LSMX828U	MEASUREMENT REPORT		Approved by: Technical Manager
Test Report S/N: 1M2405140039-13.A3L	Test Dates: 5/23/2024 - 7/28/2024	EUT Type: Portable Tablet	Page 128 of 138

7.6.5 MIMO Radiated Band Edge Measurements (40MHz BW – Full Tone – 484T)

Worst Case Mode:	802.11ax
Worst Case Transfer Rate:	MCS0
RU Index:	65
Distance of Measurements:	3 Meters
Operating Frequency:	5190MHz
Channel:	38

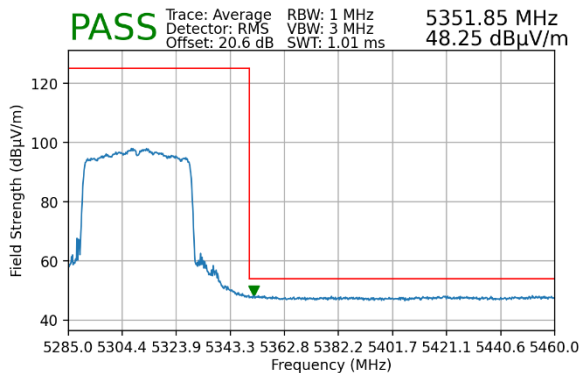


Plot 7-179. Radiated Lower Band Edge Plot MIMO (Average – UNII Band 1 – 484 Tones)

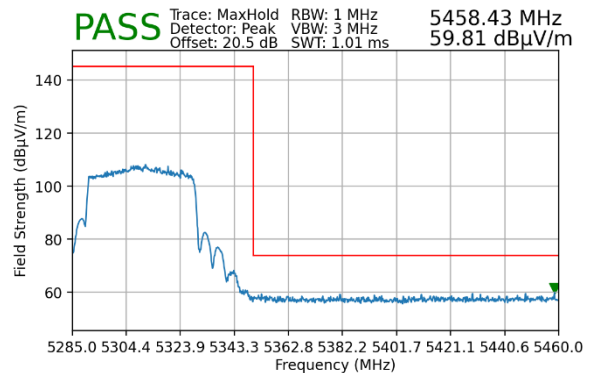


Plot 7-180. Radiated Lower Band Edge Plot MIMO (Peak – UNII Band 1 – 484 Tones)

Worst Case Mode:	802.11ax
Worst Case Transfer Rate:	MCS0
RU Index:	65
Distance of Measurements:	3 Meters
Operating Frequency:	5310MHz
Channel:	62



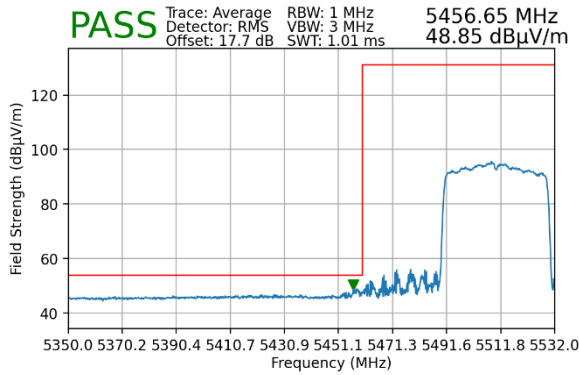
Plot 7-181. Radiated Upper Band Edge Plot MIMO (Average – UNII Band 2A – 484 Tones)



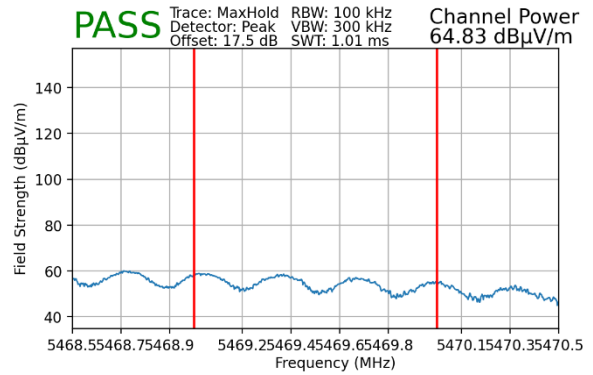
Plot 7-182. Radiated Upper Band Edge Plot MIMO (Peak – UNII Band 2A – 484 Tones)

FCC ID: A3LSMX828U	MEASUREMENT REPORT		Approved by: Technical Manager
Test Report S/N: 1M2405140039-13.A3L	Test Dates: 5/23/2024 - 7/28/2024	EUT Type: Portable Tablet	Page 129 of 138

Worst Case Mode: 802.11ax
 Worst Case Transfer Rate: MCS0
 RU Index: 65
 Distance of Measurements: 3 Meters
 Operating Frequency: 5510MHz
 Channel: 102

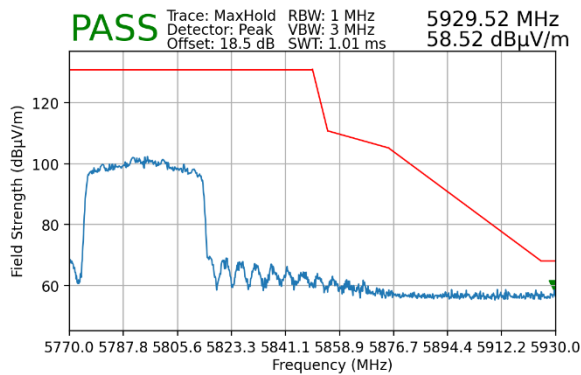


Plot 7-183. Radiated Lower Band Edge Plot MIMO (Average – UNII Band 2C – 484 Tones)



Plot 7-184. Radiated Lower Band Edge Plot MIMO (Peak – UNII Band 2C – 484 Tones)

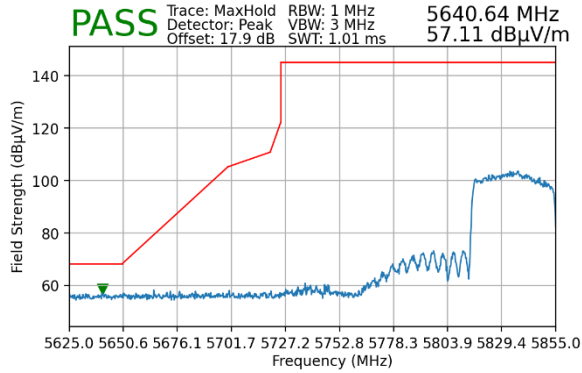
Worst Case Mode: 802.11ax
 Worst Case Transfer Rate: MCS0
 RU Index: 65
 Distance of Measurements: 3 Meters
 Operating Frequency: 5795MHz
 Channel: 159



Plot 7-185. Radiated Upper Band Edge Plot MIMO (Peak – UNII Band 3 – 484 Tones)

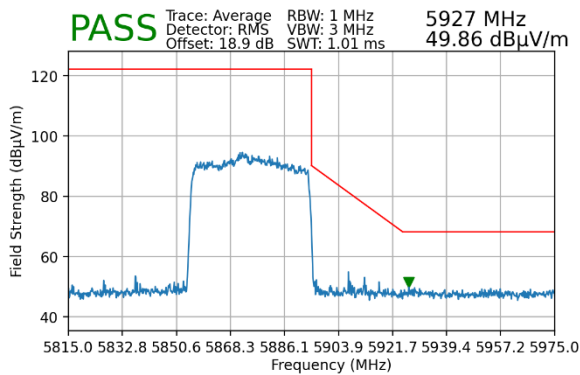
FCC ID: A3LSMX828U	MEASUREMENT REPORT		Approved by: Technical Manager
Test Report S/N: 1M2405140039-13.A3L	Test Dates: 5/23/2024 - 7/28/2024	EUT Type: Portable Tablet	Page 130 of 138

Worst Case Mode: 802.11ax
 Worst Case Transfer Rate: MCS0
 RU Index: 65
 Distance of Measurements: 3 Meters
 Operating Frequency: 5835MHz
 Channel: 167

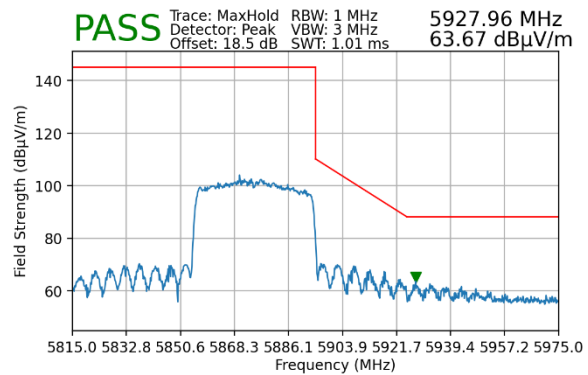


Plot 7-186. Radiated Lower Band Edge Plot MIMO (Peak – UNII Band 4 – 484 Tones)

Worst Case Mode: 802.11ax
 Worst Case Transfer Rate: MCS0
 RU Index: 65
 Distance of Measurements: 3 Meters
 Operating Frequency: 5875MHz
 Channel: 175



Plot 7-187. Radiated Upper Band Edge Plot MIMO (Average – UNII Band 4 – 484 Tones)

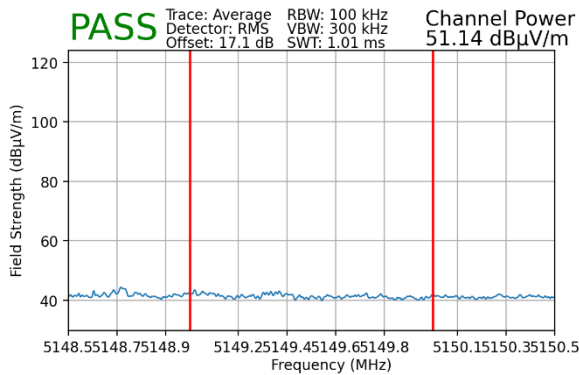


Plot 7-188. Radiated Upper Band Edge Plot MIMO (Peak – UNII Band 4 – 484 Tones)

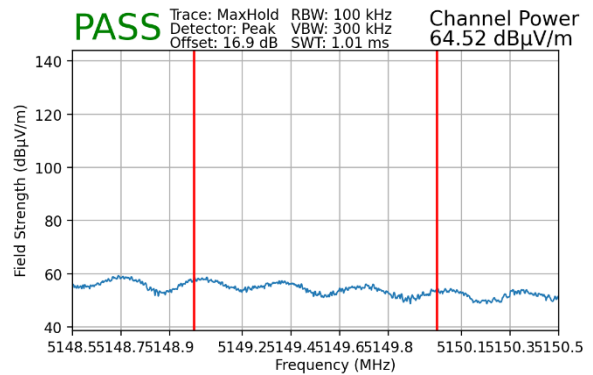
FCC ID: A3LSMX828U	MEASUREMENT REPORT		Approved by: Technical Manager
Test Report S/N: 1M2405140039-13.A3L	Test Dates: 5/23/2024 - 7/28/2024	EUT Type: Portable Tablet	Page 131 of 138

7.6.6 MIMO Radiated Band Edge Measurements (80MHz BW – Full Tone – 996T)

Worst Case Mode:	802.11ax
Worst Case Transfer Rate:	MCS0
RU Index:	67
Distance of Measurements:	3 Meters
Operating Frequency:	5210MHz
Channel:	42

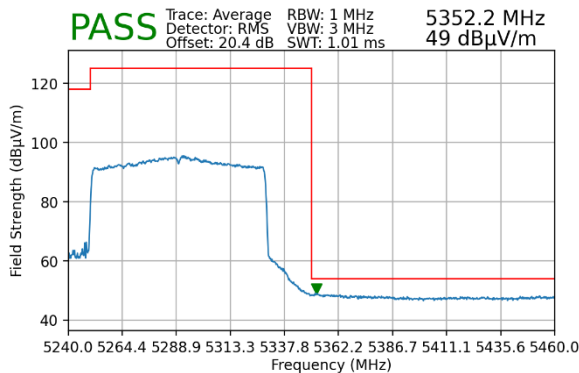


Plot 7-189. Radiated Lower Band Edge Plot MIMO (Average – UNII Band 1 – 996 Tones)

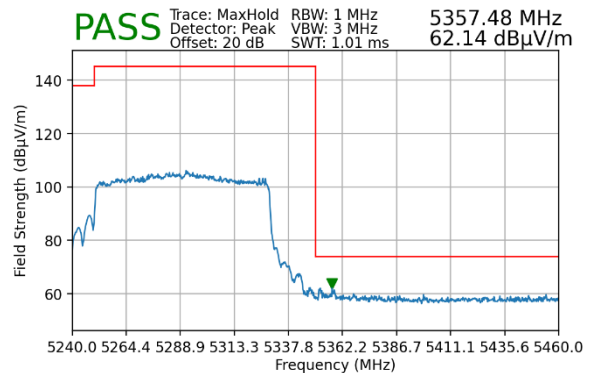


Plot 7-190. Radiated Lower Band Edge Plot MIMO (Peak – UNII Band 1 – 996 Tones)

Worst Case Mode:	802.11ax
Worst Case Transfer Rate:	MCS0
RU Index:	67
Distance of Measurements:	3 Meters
Operating Frequency:	5290MHz
Channel:	58



Plot 7-191. Radiated Upper Band Edge Plot MIMO (Average – UNII Band 2A – 996 Tones)

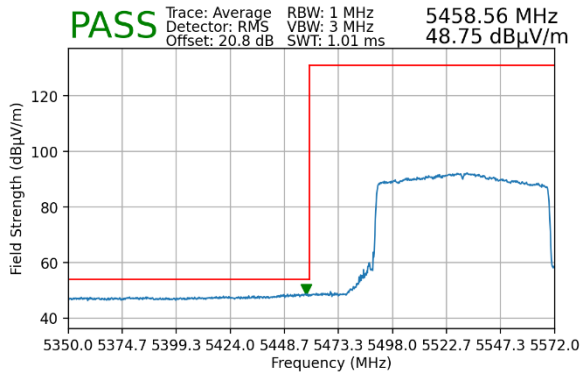


Plot 7-192. Radiated Upper Band Edge Plot MIMO (Peak – UNII Band 2A – 996 Tones)

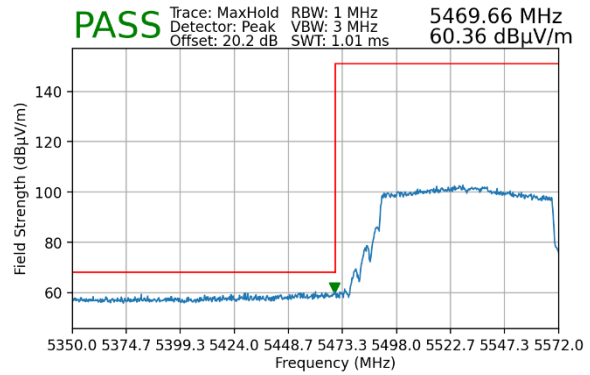
FCC ID: A3LSMX828U	MEASUREMENT REPORT		Approved by: Technical Manager
Test Report S/N: 1M2405140039-13.A3L	Test Dates: 5/23/2024 - 7/28/2024	EUT Type: Portable Tablet	Page 132 of 138



Worst Case Mode: 802.11ax
 Worst Case Transfer Rate: MCS0
 RU Index: 67
 Distance of Measurements: 3 Meters
 Operating Frequency: 5530MHz
 Channel: 106

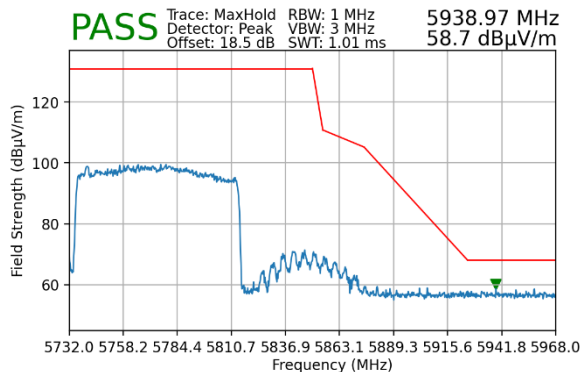


Plot 7-193. Radiated Lower Band Edge Plot MIMO (Average – UNII Band 2C – 996 Tones)



Plot 7-194. Radiated Lower Band Edge Plot MIMO (Peak – UNII Band 2C – 996 Tones)

Worst Case Mode: 802.11ax
 Worst Case Transfer Rate: MCS0
 RU Index: 67
 Distance of Measurements: 3 Meters
 Operating Frequency: 5775MHz
 Channel: 155

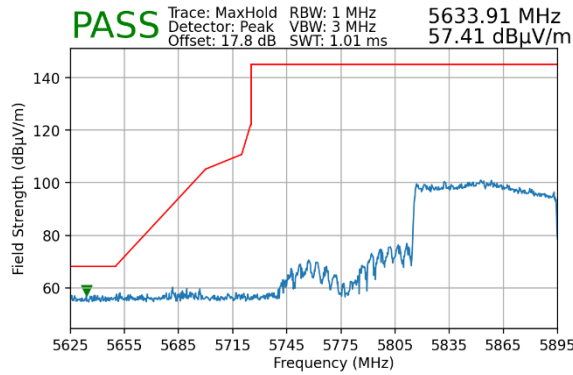


Plot 7-195. Radiated Upper Band Edge Plot MIMO (Peak – UNII Band 3 – 996 Tones)

FCC ID: A3LSMX828U	MEASUREMENT REPORT		Approved by: Technical Manager
Test Report S/N: 1M2405140039-13.A3L	Test Dates: 5/23/2024 - 7/28/2024	EUT Type: Portable Tablet	Page 133 of 138

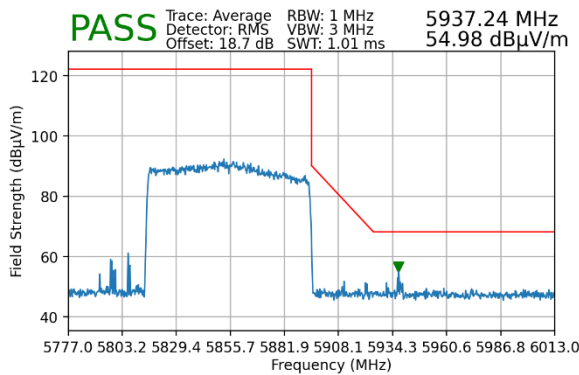


Worst Case Mode: 802.11ax
 Worst Case Transfer Rate: MCS0
 RU Index: 67
 Distance of Measurements: 3 Meters
 Operating Frequency: 5855MHz
 Channel: 171

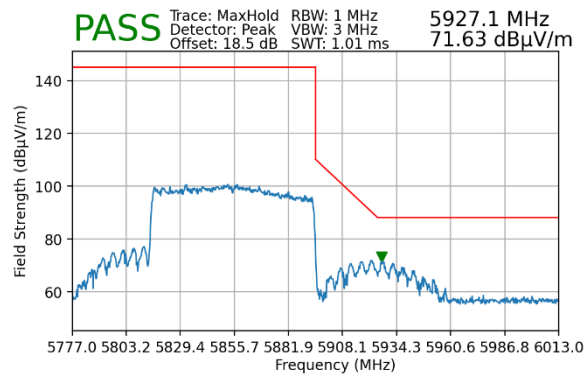


Plot 7-196. Radiated Lower Band Edge Plot MIMO (Peak – UNII Band 4 – 996 Tones)

Worst Case Mode: 802.11ax
 Worst Case Transfer Rate: MCS0
 RU Index: 67
 Distance of Measurements: 3 Meters
 Operating Frequency: 5855MHz
 Channel: 171



Plot 7-197. Radiated Upper Band Edge Plot MIMO (Average – UNII Band 4 – 996 Tones)

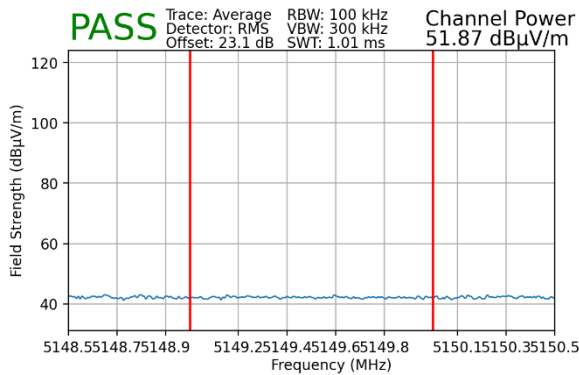


Plot 7-198. Radiated Upper Band Edge Plot MIMO (Peak – UNII Band 4 – 996 Tones)

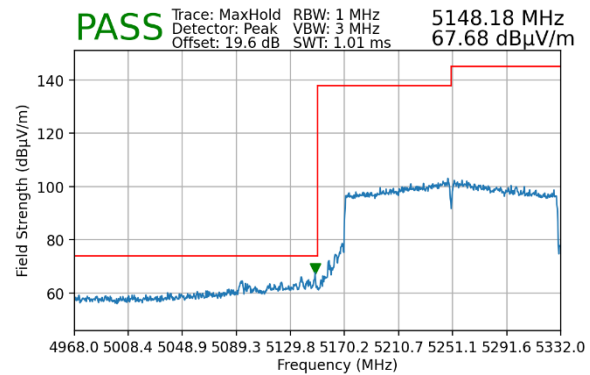
FCC ID: A3LSMX828U	MEASUREMENT REPORT		Approved by: Technical Manager
Test Report S/N: 1M2405140039-13.A3L	Test Dates: 5/23/2024 - 7/28/2024	EUT Type: Portable Tablet	Page 134 of 138

7.6.7 MIMO Radiated Band Edge Measurements (160MHz BW – Full Tone – 2x996T)

Worst Case Mode:	802.11ax
Worst Case Transfer Rate:	MCS0
RU Index:	67
Distance of Measurements:	3 Meters
Operating Frequency:	5250MHz
Channel:	50

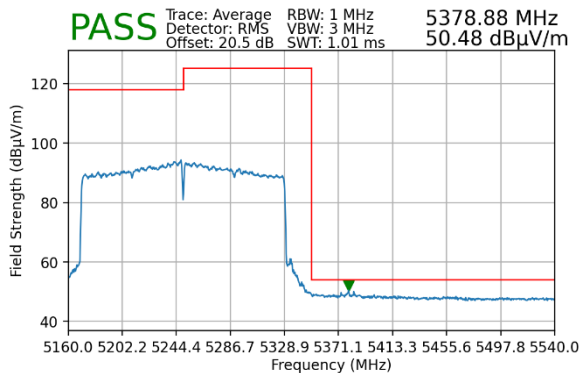


Plot 7-199. Radiated Lower Band Edge Plot MIMO (Average – UNII Band 1 – 2x996 Tones)

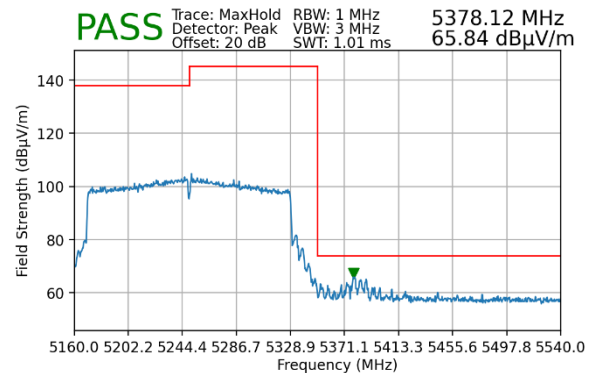


Plot 7-200. Radiated Lower Band Edge Plot MIMO (Peak – UNII Band 1 – 2x996 Tones)

Worst Case Mode:	802.11ax
Worst Case Transfer Rate:	MCS0
RU Index:	67
Distance of Measurements:	3 Meters
Operating Frequency:	5250MHz
Channel:	50



Plot 7-201. Radiated Upper Band Edge Plot MIMO (Average – UNII Band 2A – 2x996 Tones)

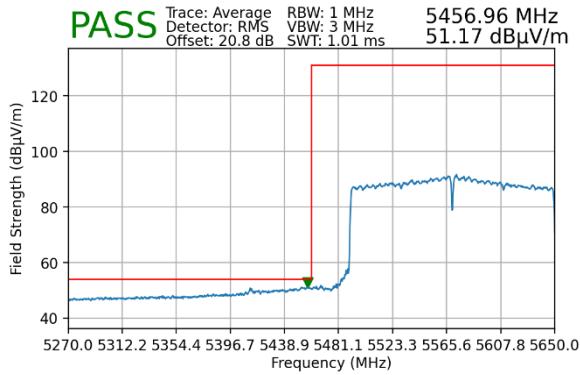


Plot 7-202. Radiated Upper Band Edge Plot MIMO (Peak – UNII Band 2A – 2x996 Tones)

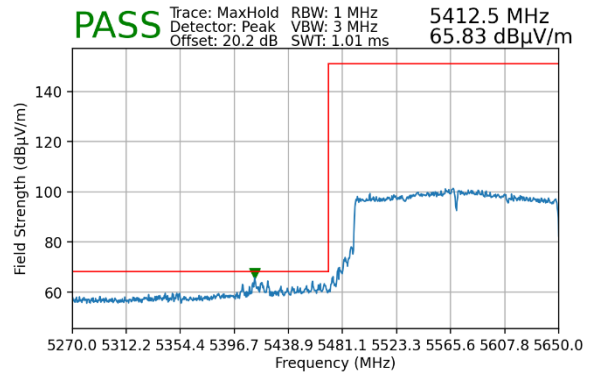
FCC ID: A3LSMX828U	MEASUREMENT REPORT		Approved by: Technical Manager
Test Report S/N: 1M2405140039-13.A3L	Test Dates: 5/23/2024 - 7/28/2024	EUT Type: Portable Tablet	Page 135 of 138



Worst Case Mode: 802.11ax
 Worst Case Transfer Rate: MCS0
 RU Index: 67
 Distance of Measurements: 3 Meters
 Operating Frequency: 5570MHz
 Channel: 114

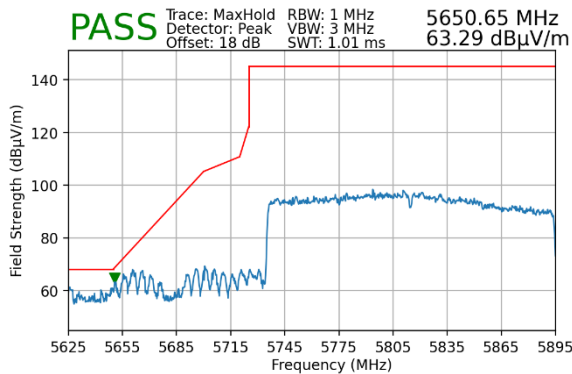


Plot 7-203. Radiated Lower Band Edge Plot MIMO (Average – UNII Band 2C – 2x996 Tones)



Plot 7-204. Radiated Lower Band Edge Plot MIMO (Peak – UNII Band 2C – 2x996 Tones)

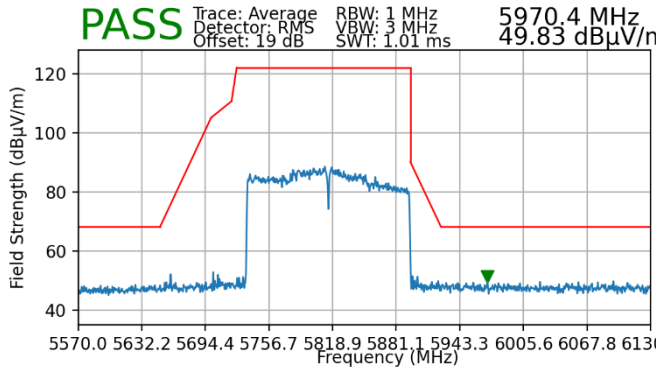
Worst Case Mode: 802.11ax
 Worst Case Transfer Rate: MCS0
 RU Index: 67
 Distance of Measurements: 3 Meters
 Operating Frequency: 5815MHz
 Channel: 163



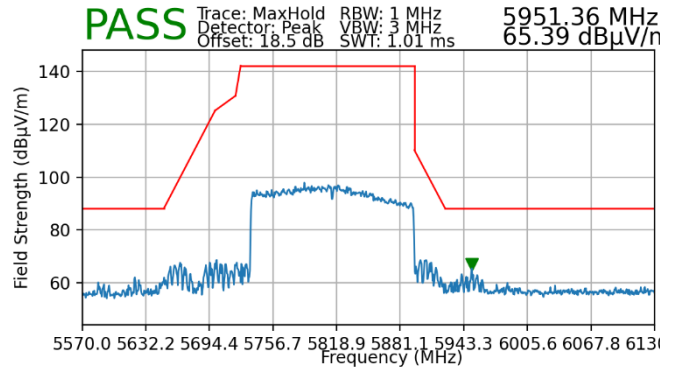
Plot 7-205. Radiated Lower Band Edge Plot MIMO (Peak – UNII Band 4 – 2x996 Tones)

FCC ID: A3LSMX828U	MEASUREMENT REPORT		Approved by: Technical Manager
Test Report S/N: 1M2405140039-13.A3L	Test Dates: 5/23/2024 - 7/28/2024	EUT Type: Portable Tablet	Page 136 of 138

Worst Case Mode: 802.11ax
 Worst Case Transfer Rate: MCS0
 RU Index: 67
 Distance of Measurements: 3 Meters
 Operating Frequency: 5815MHz
 Channel: 163



Plot 7-206. Radiated Upper Band Edge Plot MIMO (Average – UNII Band 4 – 2x996 Tones)



Plot 7-207. Radiated Upper Band Edge Plot MIMO (Peak – UNII Band 4 – 2x996 Tones)

FCC ID: A3LSMX828U	MEASUREMENT REPORT		Approved by: Technical Manager
Test Report S/N: 1M2405140039-13.A3L	Test Dates: 5/23/2024 - 7/28/2024	EUT Type: Portable Tablet	Page 137 of 138

8.0 CONCLUSION

The data collected relate only the item(s) tested and show that the **Samsung Portable Tablet FCC: A3LSMX828U** is in compliance with FCC Part Subpart E (15.407) of the FCC rules.

FCC ID: A3LSMX828U	MEASUREMENT REPORT		Approved by: Technical Manager
Test Report S/N: 1M2405140039-13.A3L	Test Dates: 5/23/2024 - 7/28/2024	EUT Type: Portable Tablet	Page 138 of 138