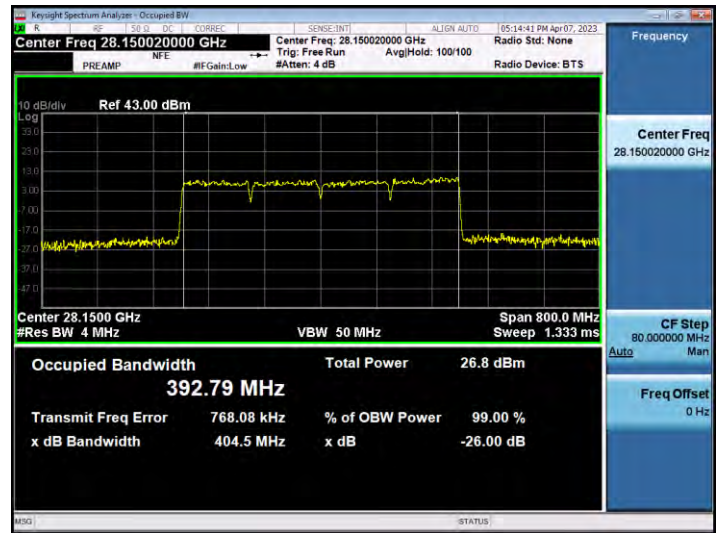
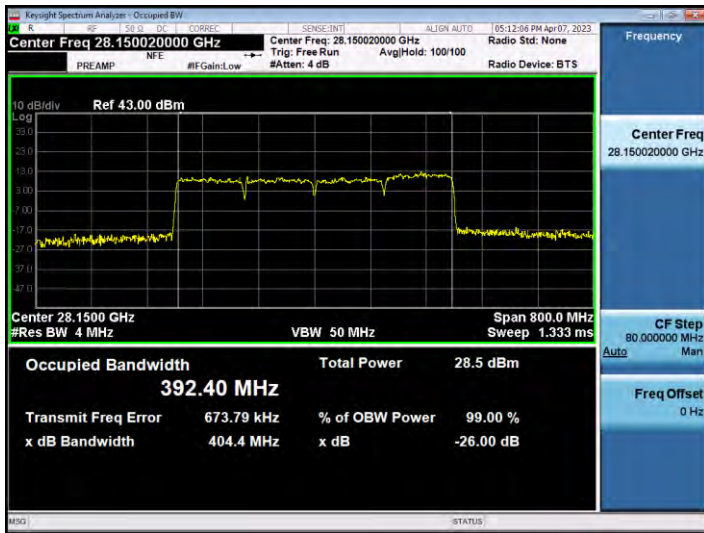
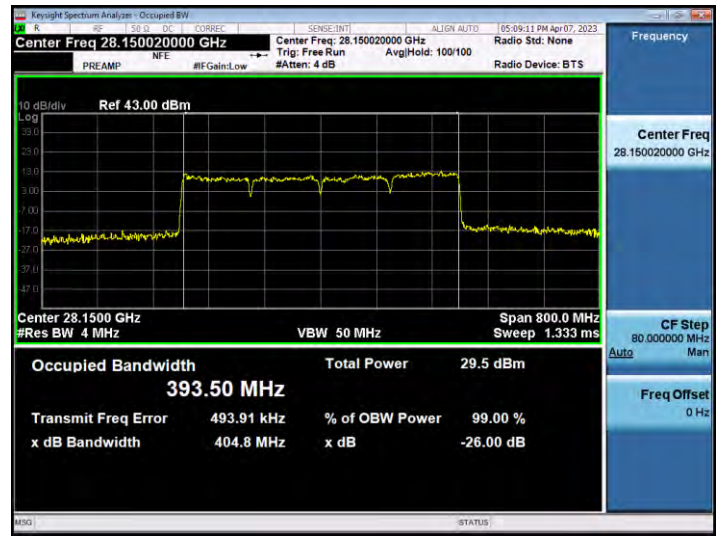
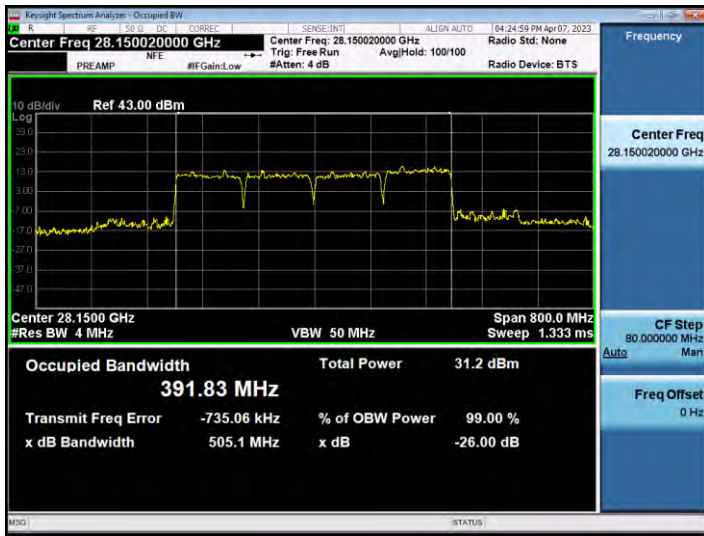


100 MHz, 4CC



5.2. EQUIVALENT ISOTROPIC RADIATED POWER

Test Overview

Equivalent Isotropic Radiated Power (EIRP) measurements are performed using broadband horn antennas. All measurements are performed as RMS average measurements while the EUT is operating at its maximum duty cycle, at maximum power, and at the appropriate frequencies.

The average power of the sum of all antenna elements is limited to a maximum EIRP of +43 dBm.

FCC Rules

Test Requirements:

§ 30.202 Power limits.

(b) For mobile stations, the average power of the sum of all antenna elements is limited to a maximum EIRP of +43 dBm.

Test Procedures:

The measurement is performed in accordance with Section 5.2.4.4.2 of ANSI C63.26.

- a) Set span to $2 \times$ to $3 \times$ the OBW.
- b) Set RBW = 1% to 5% of the OBW.
- c) Set VBW $\geq 3 \times$ RBW.
- d) Set number of measurement points in sweep $\geq 2 \times$ span / RBW.
- e) Sweep time:
 - 1) Set = auto-couple, or
 - 2) Set $\geq [10 \times (\text{number of points in sweep}) \times (\text{transmission symbol period})]$ for single sweep (automation-compatible) measurement.
- f) Detector = power averaging (rms).
- g) Set sweep trigger to "free run."
- h) Trace average at least 100 traces in power averaging (rms) mode if sweep is set to auto-couple. To accurately determine the average power over the on and off time of the transmitter, it can be necessary to increase the number of traces to be averaged above 100, or if using a manually configured sweep time, increase the sweep time.
- i) Compute power by integrating the spectrum across the OBW of the signal using the instrument's band or channel power measurement function with band/channel limits set equal to the OBW band edges. If the instrument does not have a band or channel power function, sum the spectrum levels (in linear power units) at intervals equal to the RBW extending across the entire OBW of the spectrum.
- j) Add $10 \log(1/\text{duty cycle})$ to the measured power level to compute the average power during continuous transmission.

Note:

1. The EUT was tested under rotating conditions and in all possible test configurations and positioning. The worst case emissions are reported with the EUT positioning, modulations, RB sizes and offsets, and channel bandwidth configurations shown in the tables below.
2. Elements within the same antenna array are correlated to produce beamforming array gain. Antenna arrays cannot be correlated with another antenna array. During testing, only one antenna array was active.
3. Radiated power levels are investigated while the receive antenna was rotated through all angles to determine the worst case polarization/positioning. It was determined that H=0 degree and V=90 degree are the worst case positions when the EUT was transmitting horizontally and vertically polarized beams, respectively.

Test Results:

n258a Band Antenna 0 (K patch)

SISO

CCs active	BW	Frequency [MHz]	Channel	Beam Pol.	Modulation	Ant. Pol. [H/V]	RB Size/Offset	EIRP [dBm]
1	50 MHz	24275.04	Low	H	QPSK	H	1/16	25.56
		24350.04	Mid	H	BPSK	H	1/16	25.22
		24424.92	High	H	BPSK	H	1/16	24.74
		24275.04	Low	H	BPSK	H	1/16	25.44
		24275.04	Low	H	16QAM	H	1/16	23.20
		24275.04	Low	H	64QAM	H	1/16	20.26
	100 MHz	24300.00	Low	H	BPSK	H	1/33	25.54
		24350.04	Mid	H	BPSK	H	1/33	25.40
		24399.96	High	H	BPSK	H	1/33	25.11
		24300.00	Low	H	QPSK	H	1/33	25.51
		24300.00	Low	H	16QAM	H	1/33	23.54
		24300.00	Low	H	64QAM	H	1/33	20.19
2	100 MHz	24350.04	Mid	H	BPSK	H	64/0	21.37
		24350.04	Mid	H	QPSK	H	64/0	21.33
		24350.04	Mid	H	16QAM	H	64/0	19.23
		24350.04	Mid	H	64QAM	H	1/65	17.60

SISO Dual

CCs active	BW	Frequency [MHz]	Channel	Beam Pol.	Modulation	Ant. Pol. [H/V]	RB Size/Offset	EIRP [dBm]
1	50 MHz	24275.04	Low	H+V	BPSK	V	1/16	26.97
		24350.04	Mid	H+V	BPSK	H	1/16	26.31
		24424.92	High	H+V	BPSK	H	1/16	27.57
		24424.92	High	H+V	QPSK	H	1/16	27.46
		24424.92	High	H+V	16QAM	H	1/16	25.67
		24424.92	High	H+V	64QAM	H	1/16	22.32
	100 MHz	24300.00	Low	H+V	BPSK	V	1/33	26.59
		24350.04	Mid	H+V	BPSK	H	1/33	26.07
		24399.96	High	H+V	BPSK	H	1/33	27.43
		24399.96	High	H+V	QPSK	H	1/33	27.21
		24399.96	High	H+V	16QAM	H	1/33	25.09
		24399.96	High	H+V	64QAM	H	1/33	22.05
2	100 MHz	24350.04	Mid	H+V	BPSK	H	64/0	19.09
		24350.04	Mid	H+V	QPSK	H	64/0	19.13
		24350.04	Mid	H+V	16QAM	H	1/65	17.83
		24350.04	Mid	H+V	64QAM	H	1/65	16.01

n258a Band Antenna 1 (L patch)

SISO

CCs active	BW	Frequency [MHz]	Channel	Beam Pol.	Modulation	Ant. Pol. [H/V]	RB Size/Offset	EIRP [dBm]
1	50 MHz	24275.04	Low	H	BPSK	V	1/16	26.45
		24350.04	Mid	H	BPSK	V	1/16	26.39
		24424.92	High	H	BPSK	V	1/16	26.65
		24424.92	High	H	QPSK	V	1/16	25.49
		24424.92	High	H	16QAM	V	1/16	24.75
		24424.92	High	H	64QAM	V	1/16	21.65
	100 MHz	24300.00	Low	H	BPSK	V	1/33	26.45
		24350.04	Mid	H	BPSK	V	1/33	26.50
		24399.96	High	H	BPSK	V	1/33	26.23
		24350.04	Mid	H	QPSK	V	1/33	25.12
		24350.04	Mid	H	16QAM	V	1/33	23.68
		24350.04	Mid	H	64QAM	V	1/33	20.94
2	100 MHz	24350.04	Mid	H	BPSK	V	64/0	21.02
		24350.04	Mid	H	QPSK	V	64/0	20.96
		24350.04	Mid	H	16QAM	V	64/0	18.84
		24350.04	Mid	H	64QAM	V	1/0	17.17

SISO Dual

CCs active	BW	Frequency [MHz]	Channel	Beam Pol.	Modulation	Ant. Pol. [H/V]	RB Size/Offset	EIRP [dBm]
1	50 MHz	24275.04	Low	H+V	BPSK	H	1/16	27.33
		24350.04	Mid	H+V	BPSK	H	1/16	27.10
		24424.92	High	H+V	QPSK	H	1/16	27.72
		24424.92	High	H+V	BPSK	H	1/16	27.62
		24424.92	High	H+V	16QAM	H	1/16	25.63
		24424.92	High	H+V	64QAM	H	1/16	22.35
	100 MHz	24300.00	Low	H+V	BPSK	H	1/33	27.10
		24350.04	Mid	H+V	BPSK	H	1/33	27.12
		24399.96	High	H+V	BPSK	H	1/33	27.59
		24399.96	High	H+V	QPSK	H	1/33	27.51
		24399.96	High	H+V	16QAM	H	1/33	25.71
		24399.96	High	H+V	64QAM	H	1/33	22.12
2	100 MHz	24350.04	Mid	H+V	BPSK	H	64/0	20.43
		24350.04	Mid	H+V	QPSK	H	64/0	20.51
		24350.04	Mid	H+V	16QAM	H	1/65	20.47
		24350.04	Mid	H+V	64QAM	H	64/0	16.47

n258b Band Antenna 0 (K patch)

SISO

CCs active	BW	Frequency [MHz]	Channel	Beam Pol.	Modulation	Ant. Pol. [H/V]	RB Size/Offset	EIRP [dBm]
1	50 MHz	24775.08	Low	H	BPSK	H	1/16	25.22
		24999.96	Mid	H	QPSK	H	1/16	27.15
		25224.96	High	H	BPSK	H	1/16	27.03
		24999.96	Mid	H	BPSK	H	1/16	27.06
		24999.96	Mid	H	16QAM	H	1/16	25.09
		24999.96	Mid	H	64QAM	H	1/16	21.97
	100 MHz	24800.04	Low	H	BPSK	H	1/33	25.19
		24999.96	Mid	H	QPSK	H	1/33	26.93
		25200.00	High	H	BPSK	H	1/33	26.83
		24999.96	Mid	H	BPSK	H	1/33	26.88
		24999.96	Mid	H	16QAM	H	1/33	24.99
		24999.96	Mid	H	64QAM	H	1/33	21.72
2	100 MHz	24850.02	Low	H	BPSK	H	64/0	21.63
		25000.02	Mid	H	BPSK	H	64/0	23.51
		25150.02	High	H	BPSK	H	64/0	23.43
		25000.02	Mid	H	QPSK	H	64/0	23.50
		25000.02	Mid	H	16QAM	H	64/0	21.44
		25000.02	Mid	H	64QAM	H	64/0	19.28
3	100 MHz	24900.00	Low	H	BPSK	H	64/0	21.87
		24999.96	Mid	H	BPSK	H	64/0	23.30
		25100.04	High	H	BPSK	H	64/0	23.49
		25100.04	High	H	QPSK	H	64/0	23.32
		25100.04	High	H	16QAM	H	64/0	21.29
		25100.04	High	H	64QAM	H	1/65	19.64
4	100 MHz	24949.98	Low	H	BPSK	H	64/0	21.94
		24999.90	Mid	H	BPSK	H	64/0	22.77
		25050.06	High	H	BPSK	H	64/0	23.37
		25050.06	High	H	QPSK	H	64/0	23.35
		25050.06	High	H	16QAM	H	64/0	21.30
		25050.06	High	H	64QAM	H	1/65	19.35

SISO Dual

CCs active	BW	Frequency [MHz]	Channel	Beam Pol.	Modulation	Ant. Pol. [H/V]	RB Size/Offset	EIRP [dBm]
1	50 MHz	24775.08	Low	H+V	BPSK	H	1/16	26.47
		24999.96	Mid	H+V	BPSK	V	1/16	28.05
		25224.96	High	H+V	BPSK	V	1/16	26.85
		24999.96	Mid	H+V	QPSK	V	1/16	27.82
		24999.96	Mid	H+V	16QAM	V	1/16	25.97
		24999.96	Mid	H+V	64QAM	V	1/16	22.75
	100 MHz	24800.04	Low	H+V	BPSK	H	1/33	26.52
		24999.96	Mid	H+V	BPSK	V	1/33	28.09
		25200.00	High	H+V	BPSK	H	1/33	26.81
		24999.96	Mid	H+V	QPSK	V	1/33	28.05
		24999.96	Mid	H+V	16QAM	V	1/33	26.16
		24999.96	Mid	H+V	64QAM	V	1/33	22.77
2	100 MHz	24850.02	Low	H+V	BPSK	H	64/0	21.42
		25000.02	Mid	H+V	BPSK	V	64/0	19.68
		25150.02	High	H+V	BPSK	V	64/0	20.87
		24850.02	Low	H+V	QPSK	H	64/0	21.16
		24850.02	Low	H+V	16QAM	H	1/0	19.21
		24850.02	Low	H+V	64QAM	H	64/0	17.34
3	100 MHz	24900.00	Low	H+V	BPSK	H	64/0	21.63
		24999.96	Mid	H+V	BPSK	V	64/0	22.14
		25100.04	High	H+V	BPSK	V	64/0	20.87
		24999.96	Mid	H+V	QPSK	V	64/0	22.11
		24999.96	Mid	H+V	16QAM	V	64/0	20.07
		24999.96	Mid	H+V	64QAM	V	64/0	18.02
4	100 MHz	24949.98	Low	H+V	BPSK	H	64/0	21.46
		24999.90	Mid	H+V	BPSK	V	64/0	21.81
		25050.06	High	H+V	BPSK	V	64/0	21.75
		24999.90	Mid	H+V	QPSK	V	64/0	21.27
		24999.90	Mid	H+V	16QAM	V	64/0	19.28
		24999.90	Mid	H+V	64QAM	V	64/0	17.24

n258b Band Antenna 1 (L patch)

SISO

CCs active	BW	Frequency [MHz]	Channel	Beam Pol.	Modulation	Ant. Pol. [H/V]	RB Size/Offset	EIRP [dBm]
1	50 MHz	24775.08	Low	H	BPSK	V	1/16	25.29
		24999.96	Mid	H	QPSK	H	1/16	27.29
		25224.96	High	H	BPSK	V	1/16	26.78
		24999.96	Mid	H	BPSK	H	1/16	27.25
		24999.96	Mid	H	16QAM	H	1/16	24.92
		24999.96	Mid	H	64QAM	H	1/16	21.83
	100 MHz	24800.04	Low	H	BPSK	V	1/33	25.13
		24999.96	Mid	H	QPSK	H	1/33	27.56
		25200.00	High	H	BPSK	V	1/33	25.79
		24999.96	Mid	H	BPSK	H	1/33	27.18
		24999.96	Mid	H	16QAM	H	1/33	25.40
		24999.96	Mid	H	64QAM	H	1/33	21.90
2	100 MHz	24850.02	Low	H	BPSK	V	64/0	20.43
		25000.02	Mid	H	BPSK	H	64/0	22.78
		25150.02	High	H	BPSK	V	64/0	21.17
		25000.02	Mid	H	QPSK	H	64/0	22.73
		25000.02	Mid	H	16QAM	H	64/0	20.57
		25000.02	Mid	H	64QAM	H	64/0	18.39
3	100 MHz	24900.00	Low	H	BPSK	V	64/0	20.36
		24999.96	Mid	H	QPSK	H	64/0	22.54
		25100.04	High	H	BPSK	V	64/0	21.29
		24999.96	Mid	H	BPSK	H	64/0	22.51
		24999.96	Mid	H	16QAM	H	64/0	20.31
		24999.96	Mid	H	64QAM	H	64/0	18.14
4	100 MHz	24949.98	Low	H	BPSK	V	64/0	20.41
		24999.90	Mid	H	BPSK	H	64/0	22.04
		25050.06	High	H	BPSK	V	64/0	21.37
		24999.90	Mid	H	QPSK	H	64/0	21.94
		24999.90	Mid	H	16QAM	H	64/0	19.78
		24999.90	Mid	H	64QAM	H	64/0	17.64

SISO Dual

CCs active	BW	Frequency [MHz]	Channel	Beam Pol.	Modulation	Ant. Pol. [H/V]	RB Size/Offset	EIRP [dBm]
1	50 MHz	24775.08	Low	H+V	BPSK	H	1/16	26.16
		24999.96	Mid	H+V	BPSK	H	1/16	25.90
		25224.96	High	H+V	BPSK	H	1/16	26.31
		25224.96	High	H+V	QPSK	H	1/16	26.29
		25224.96	High	H+V	16QAM	H	1/16	24.25
		25224.96	High	H+V	64QAM	H	1/16	21.08
	100 MHz	24800.04	Low	H+V	BPSK	H	1/33	26.45
		24999.96	Mid	H+V	BPSK	H	1/33	25.68
		25200.00	High	H+V	QPSK	H	1/33	26.48
		25200.00	High	H+V	BPSK	H	1/33	26.39
		25200.00	High	H+V	16QAM	H	1/33	24.24
		25200.00	High	H+V	64QAM	H	1/33	21.41
2	100 MHz	24850.02	Low	H+V	BPSK	H	64/0	19.93
		25000.02	Mid	H+V	BPSK	H	64/0	19.61
		25150.02	High	H+V	QPSK	H	64/0	20.07
		25150.02	High	H+V	BPSK	H	64/0	20.03
		25150.02	High	H+V	16QAM	H	64/0	18.02
		25150.02	High	H+V	64QAM	H	64/0	16.07
3	100 MHz	24900.00	Low	H+V	BPSK	H	64/0	21.45
		24999.96	Mid	H+V	BPSK	H	64/0	21.45
		25100.04	High	H+V	QPSK	H	64/0	21.86
		25100.04	High	H+V	BPSK	H	64/0	21.72
		25100.04	High	H+V	16QAM	H	64/0	19.84
		25100.04	High	H+V	64QAM	H	64/0	17.86
4	100 MHz	24949.98	Low	H+V	BPSK	H	64/0	21.36
		24999.90	Mid	H+V	BPSK	H	64/0	21.04
		25050.06	High	H+V	BPSK	H	64/0	21.66
		25050.06	High	H+V	QPSK	H	64/0	21.63
		25050.06	High	H+V	16QAM	H	64/0	19.53
		25050.06	High	H+V	64QAM	H	64/0	17.47

n260 Band Antenna 0 (K patch)
SISO

CCs active	BW	Frequency [MHz]	Channel	Beam Pol.	Modulation	Ant. Pol. [H/V]	RB Size/Offset	EIRP [dBm]
1	50 MHz	37025.04	Low	H	BPSK	V	1/16	25.87
		38499.96	Mid	H	QPSK	H	1/16	29.40
		39975.00	High	H	BPSK	H	1/16	28.31
		38499.96	Mid	H	BPSK	H	1/16	29.03
		38499.96	Mid	H	16QAM	H	1/16	27.12
		38499.96	Mid	H	64QAM	H	1/16	24.02
	100 MHz	37050.00	Low	H	BPSK	V	1/33	25.09
		38499.96	Mid	H	QPSK	H	1/33	28.80
		39949.92	High	H	BPSK	H	1/33	28.42
		38499.96	Mid	H	BPSK	H	1/33	28.74
		38499.96	Mid	H	16QAM	H	1/33	26.70
		38499.96	Mid	H	64QAM	H	1/33	23.55
2	100 MHz	37099.98	Low	H	BPSK	V	64/0	20.08
		38500.02	Mid	H	BPSK	H	64/0	23.88
		39899.94	High	H	BPSK	H	64/0	23.30
		38500.02	Mid	H	QPSK	H	64/0	23.22
		38500.02	Mid	H	16QAM	H	64/0	21.37
		38500.02	Mid	H	64QAM	H	64/0	19.12
3	100 MHz	37149.96	Low	H	BPSK	V	64/0	20.34
		38499.96	Mid	H	BPSK	H	64/0	23.01
		39849.96	High	H	QPSK	H	64/0	23.15
		39849.96	High	H	BPSK	H	64/0	23.13
		39849.96	High	H	16QAM	H	64/0	21.52
		39849.96	High	H	64QAM	H	1/65	19.53
4	100 MHz	37199.94	Low	H	BPSK	V	64/0	19.34
		38499.90	Mid	H	BPSK	H	64/0	21.81
		39799.98	High	H	BPSK	H	64/0	22.88
		39799.98	High	H	QPSK	H	64/0	22.79
		39799.98	High	H	16QAM	H	64/0	21.26
		39799.98	High	H	64QAM	H	1/65	19.52

SISO Dual

CCs active	BW	Frequency [MHz]	Channel	Beam Pol.	Modulation	Ant. Pol. [H/V]	RB Size/Offset	EIRP [dBm]
1	50 MHz	37025.04	Low	H+V	BPSK	H	1/16	26.68
		38499.96	Mid	H+V	BPSK	H	1/16	24.67
		39975.00	High	H+V	BPSK	H	1/16	30.22
		39975.00	High	H+V	QPSK	H	1/16	30.20
		39975.00	High	H+V	16QAM	H	1/16	28.10
		39975.00	High	H+V	64QAM	H	1/16	24.91
	100 MHz	37050.00	Low	H+V	BPSK	H	1/33	26.10
		38499.96	Mid	H+V	BPSK	H	1/33	24.74
		39949.92	High	H+V	QPSK	H	1/33	30.58
		39949.92	High	H+V	BPSK	H	1/33	30.45
		39949.92	High	H+V	16QAM	H	1/33	28.45
		39949.92	High	H+V	64QAM	H	1/33	25.16
2	100 MHz	37099.98	Low	H+V	BPSK	H	64/0	19.39
		38500.02	Mid	H+V	BPSK	V	64/0	21.50
		39899.94	High	H+V	QPSK	H	64/0	23.15
		39899.94	High	H+V	BPSK	H	64/0	23.14
		39899.94	High	H+V	16QAM	H	64/0	21.49
		39899.94	High	H+V	64QAM	H	64/0	19.49
3	100 MHz	37149.96	Low	H+V	BPSK	H	64/0	19.47
		38499.96	Mid	H+V	BPSK	H	64/0	19.78
		39849.96	High	H+V	BPSK	H	64/0	23.02
		39849.96	High	H+V	QPSK	H	64/0	22.94
		39849.96	High	H+V	16QAM	H	64/0	21.28
		39849.96	High	H+V	64QAM	H	64/0	19.25
4	100 MHz	37199.94	Low	H+V	BPSK	H	64/0	19.41
		38499.90	Mid	H+V	BPSK	H	64/0	19.30
		39799.98	High	H+V	BPSK	H	64/0	23.26
		39799.98	High	H+V	QPSK	H	64/0	23.14
		39799.98	High	H+V	16QAM	H	64/0	21.64
		39799.98	High	H+V	64QAM	H	64/0	19.62

n260 Band Antenna 1 (L patch)
SISO

CCs active	BW	Frequency [MHz]	Channel	Beam Pol.	Modulation	Ant. Pol. [H/V]	RB Size/Offset	EIRP [dBm]
1	50 MHz	37025.04	Low	H	BPSK	V	1/16	29.12
		38499.96	Mid	H	BPSK	H	1/16	31.13
		39975.00	High	H	BPSK	H	1/16	27.62
		38499.96	Mid	H	QPSK	H	1/16	31.13
		38499.96	Mid	H	16QAM	H	1/16	29.32
		38499.96	Mid	H	64QAM	H	1/16	25.95
	100 MHz	37050.00	Low	H	BPSK	V	1/33	27.60
		38499.96	Mid	H	QPSK	H	1/33	30.92
		39949.92	High	H	BPSK	H	1/33	28.58
		38499.96	Mid	H	BPSK	H	1/33	28.97
		38499.96	Mid	H	16QAM	H	1/33	28.65
		38499.96	Mid	H	64QAM	H	1/33	25.62
2	100 MHz	37099.98	Low	H	BPSK	V	64/0	23.48
		38500.02	Mid	H	BPSK	H	64/0	23.66
		39899.94	High	H	BPSK	H	64/0	21.22
		38500.02	Mid	H	QPSK	H	64/0	23.39
		38500.02	Mid	H	16QAM	H	64/0	21.92
		38500.02	Mid	H	64QAM	H	64/0	20.17
3	100 MHz	37149.96	Low	H	BPSK	V	64/0	22.65
		38499.96	Mid	H	BPSK	H	64/0	23.12
		39849.96	High	H	BPSK	H	64/0	20.92
		38499.96	Mid	H	QPSK	H	64/0	23.12
		38499.96	Mid	H	16QAM	H	64/0	21.44
		38499.96	Mid	H	64QAM	H	64/0	19.46
4	100 MHz	37199.94	Low	H	BPSK	V	64/0	22.56
		38499.90	Mid	H	QPSK	H	64/0	22.59
		39799.98	High	H	BPSK	H	64/0	20.95
		38499.90	Mid	H	BPSK	H	64/0	22.57
		38499.90	Mid	H	16QAM	H	64/0	20.98
		38499.90	Mid	H	64QAM	H	64/0	19.07

SISO Dual

CCs active	BW	Frequency [MHz]	Channel	Beam Pol.	Modulation	Ant. Pol. [H/V]	RB Size/Offset	EIRP [dBm]
1	50 MHz	37025.04	Low	H+V	BPSK	V	1/16	30.63
		38499.96	Mid	H+V	BPSK	V	1/16	31.21
		39975.00	High	H+V	BPSK	H	1/16	28.36
		38499.96	Mid	H+V	QPSK	V	1/16	31.18
		38499.96	Mid	H+V	16QAM	V	1/16	28.88
		38499.96	Mid	H+V	64QAM	V	1/16	25.48
	100 MHz	37050.00	Low	H+V	BPSK	V	1/33	29.73
		38499.96	Mid	H+V	BPSK	V	1/33	30.96
		39949.92	High	H+V	BPSK	H	1/33	28.81
		38499.96	Mid	H+V	QPSK	V	1/33	30.83
		38499.96	Mid	H+V	16QAM	V	1/33	28.65
		38499.96	Mid	H+V	64QAM	V	1/33	25.71
2	100 MHz	37099.98	Low	H+V	BPSK	V	64/0	23.31
		38500.02	Mid	H+V	BPSK	V	64/0	24.30
		39899.94	High	H+V	BPSK	H	64/0	21.20
		38500.02	Mid	H+V	QPSK	V	64/0	24.06
		38500.02	Mid	H+V	16QAM	V	64/0	22.48
		38500.02	Mid	H+V	64QAM	V	64/0	20.58
3	100 MHz	37149.96	Low	H+V	BPSK	V	64/0	22.56
		38499.96	Mid	H+V	BPSK	V	64/0	23.53
		39849.96	High	H+V	BPSK	H	64/0	21.05
		38499.96	Mid	H+V	QPSK	V	64/0	23.48
		38499.96	Mid	H+V	16QAM	V	64/0	21.98
		38499.96	Mid	H+V	64QAM	V	64/0	20.12
4	100 MHz	37199.94	Low	H+V	BPSK	V	64/0	23.14
		38499.90	Mid	H+V	BPSK	V	64/0	23.25
		39799.98	High	H+V	BPSK	V	64/0	21.29
		38499.90	Mid	H+V	QPSK	V	64/0	23.18
		38499.90	Mid	H+V	16QAM	V	64/0	21.60
		38499.90	Mid	H+V	64QAM	V	64/0	19.70

n261 Band Antenna 0 (K patch)

SISO

CCs active	BW	Frequency [MHz]	Channel	Beam Pol.	Modulation	Ant. Pol. [H/V]	RB Size/Offset	EIRP [dBm]
1	50 MHz	27525.00	Low	V	BPSK	H	1/16	26.47
		27924.96	Mid	H	BPSK	V	1/16	26.45
		28324.92	High	H	BPSK	V	1/16	27.49
		28324.92	High	H	QPSK	V	1/16	27.26
		28324.92	High	H	16QAM	V	1/16	25.05
		28324.92	High	H	64QAM	V	1/16	22.18
	100 MHz	27550.08	Low	H	BPSK	V	1/33	26.67
		27924.96	Mid	H	BPSK	V	1/33	26.95
		28299.96	High	H	BPSK	V	1/33	27.61
		28299.96	High	H	QPSK	V	1/33	27.42
		28299.96	High	H	16QAM	V	1/33	25.42
		28299.96	High	H	64QAM	V	1/33	22.43
2	100 MHz	27600.06	Low	H	BPSK	V	64/0	22.24
		27925.02	Mid	H	BPSK	V	64/0	23.04
		28249.98	High	H	BPSK	V	64/0	23.03
		27925.02	Mid	H	QPSK	V	64/0	23.02
		27925.02	Mid	H	16QAM	V	64/0	21.07
		27925.02	Mid	H	64QAM	V	64/0	18.86
3	100 MHz	27650.04	Low	H	BPSK	V	64/0	22.09
		27924.96	Mid	H	BPSK	V	64/0	22.42
		28200.00	High	H	BPSK	V	64/0	22.74
		28200.00	High	H	QPSK	V	64/0	22.56
		28200.00	High	H	16QAM	V	64/0	20.62
		28200.00	High	H	64QAM	V	1/65	18.91
4	100 MHz	27700.02	Low	V	BPSK	H	64/0	22.44
		27924.90	Mid	H	BPSK	V	64/0	22.83
		28150.02	High	H	QPSK	V	64/0	23.07
		28150.02	High	H	BPSK	V	64/0	23.05
		28150.02	High	H	16QAM	V	64/0	21.03
		28150.02	High	H	64QAM	V	1/65	19.05

SISO Dual

CCs active	BW	Frequency [MHz]	Channel	Beam Pol.	Modulation	Ant. Pol. [H/V]	RB Size/Offset	EIRP [dBm]
1	50 MHz	27525.00	Low	H+V	BPSK	V	1/16	27.07
		27924.96	Mid	H+V	BPSK	V	1/16	29.26
		28324.92	High	H+V	BPSK	H	1/16	29.28
		28324.92	High	H+V	QPSK	H	1/16	29.25
		28324.92	High	H+V	16QAM	H	1/16	26.88
		28324.92	High	H+V	64QAM	H	1/16	24.31
	100 MHz	27550.08	Low	H+V	BPSK	V	1/33	29.15
		27924.96	Mid	H+V	BPSK	V	1/33	29.54
		28299.96	High	H+V	BPSK	H	1/33	29.35
		27924.96	Mid	H+V	QPSK	V	1/33	29.42
		27924.96	Mid	H+V	16QAM	V	1/33	27.46
		27924.96	Mid	H+V	64QAM	V	1/33	24.17
2	100 MHz	27600.06	Low	H+V	BPSK	V	64/0	23.22
		27925.02	Mid	H+V	BPSK	V	64/0	22.60
		28249.98	High	H+V	BPSK	H	64/0	22.34
		27600.06	Low	H+V	QPSK	V	64/0	23.21
		27600.06	Low	H+V	16QAM	V	64/0	21.16
		27600.06	Low	H+V	64QAM	V	64/0	19.16
3	100 MHz	27650.04	Low	H+V	QPSK	V	64/0	23.13
		27924.96	Mid	H+V	BPSK	V	64/0	21.95
		28200.00	High	H+V	BPSK	H	64/0	22.29
		27650.04	Low	H+V	BPSK	V	64/0	23.12
		27650.04	Low	H+V	16QAM	V	64/0	21.17
		27650.04	Low	H+V	64QAM	V	64/0	19.13
4	100 MHz	27700.02	Low	H+V	BPSK	V	64/0	23.52
		27924.90	Mid	H+V	BPSK	V	64/0	22.17
		28150.02	High	H+V	BPSK	H	64/0	22.72
		27700.02	Low	H+V	QPSK	V	64/0	23.45
		27700.02	Low	H+V	16QAM	V	64/0	21.19
		27700.02	Low	H+V	64QAM	V	1/0	19.57

n261 Band Antenna 1 (L patch)
SISO

CCs active	BW	Frequency [MHz]	Channel	Beam Pol.	Modulation	Ant. Pol. [H/V]	RB Size/Offset	EIRP [dBm]
1	50 MHz	27525.00	Low	H	BPSK	H	1/16	26.65
		27924.96	Mid	H	BPSK	V	1/16	26.07
		28324.92	High	H	BPSK	H	1/16	27.82
		28324.92	High	H	QPSK	H	1/16	27.63
		28324.92	High	H	16QAM	H	1/16	25.71
		28324.92	High	H	64QAM	H	1/16	22.47
	100 MHz	27550.08	Low	H	BPSK	H	1/33	27.10
		27924.96	Mid	H	BPSK	V	1/33	26.18
		28299.96	High	H	BPSK	H	1/33	27.98
		28299.96	High	H	QPSK	H	1/33	27.77
		28299.96	High	H	16QAM	H	1/33	26.01
		28299.96	High	H	64QAM	H	1/33	22.83
2	100 MHz	27600.06	Low	H	QPSK	H	64/0	22.49
		27925.02	Mid	H	BPSK	V	64/0	22.06
		28249.98	High	H	QPSK	H	64/0	22.86
		28249.98	High	H	BPSK	H	64/0	22.84
		28249.98	High	H	16QAM	H	64/0	20.86
		28249.98	High	H	64QAM	H	64/0	18.91
3	100 MHz	27650.04	Low	H	BPSK	H	64/0	22.22
		27924.96	Mid	H	BPSK	V	64/0	21.15
		28200.00	High	H	QPSK	H	64/0	22.67
		28200.00	High	H	BPSK	H	64/0	22.66
		28200.00	High	H	16QAM	H	64/0	20.59
		28200.00	High	H	64QAM	H	1/65	18.74
4	100 MHz	27700.02	Low	H	BPSK	H	64/0	22.57
		27924.90	Mid	H	BPSK	V	64/0	21.98
		28150.02	High	H	BPSK	H	64/0	22.83
		28150.02	High	H	QPSK	H	64/0	22.74
		28150.02	High	H	16QAM	H	64/0	20.68
		28150.02	High	H	64QAM	H	1/65	18.61

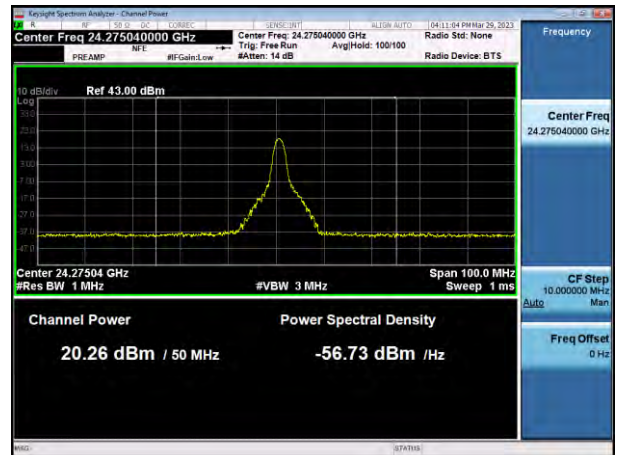
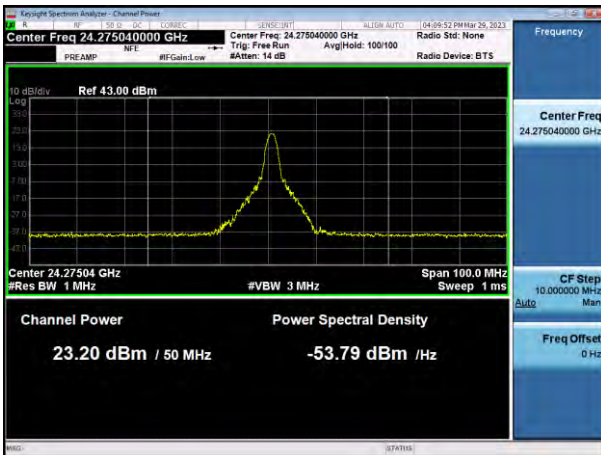
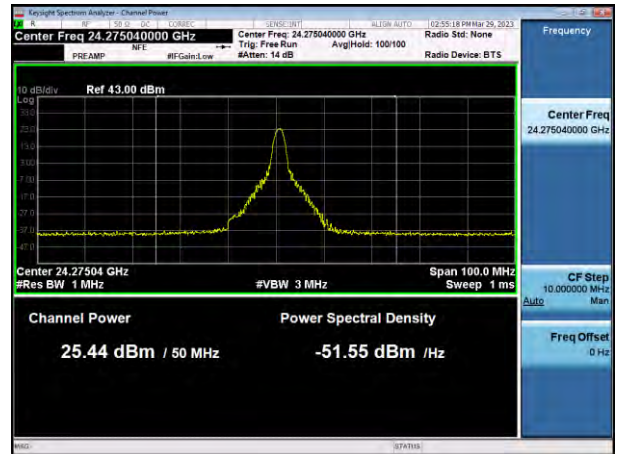
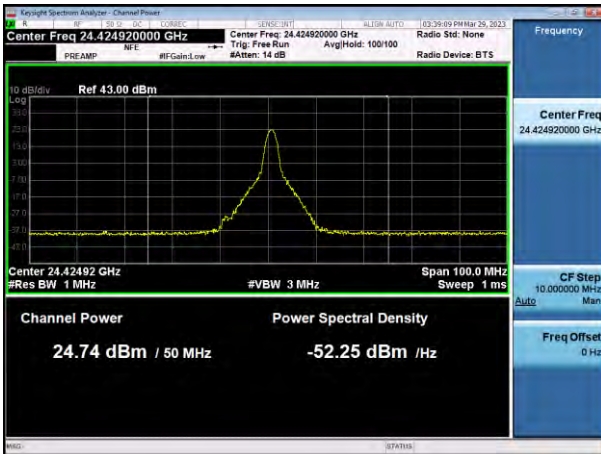
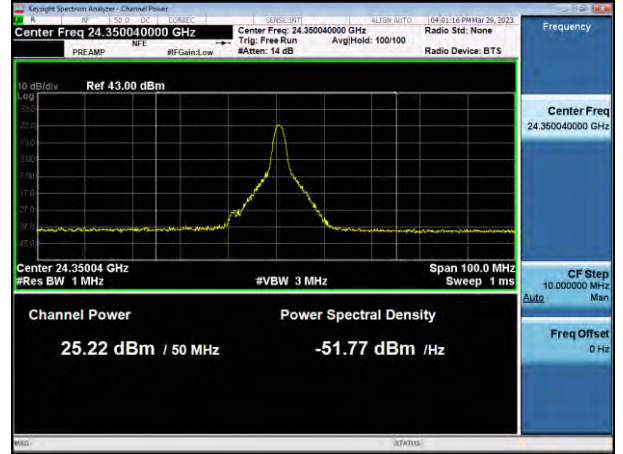
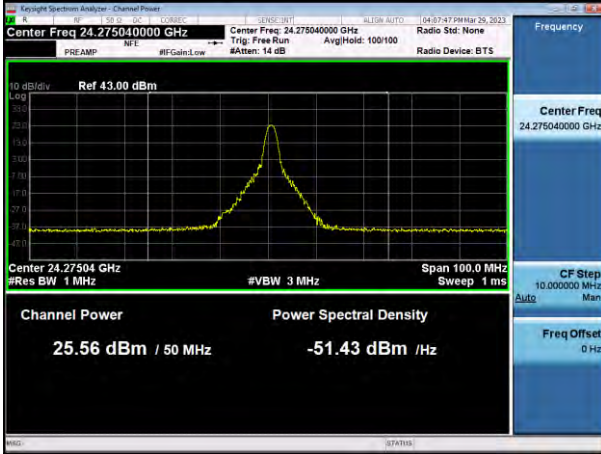
SISO Dual

CCs active	BW	Frequency [MHz]	Channel	Beam Pol.	Modulation	Ant. Pol. [H/V]	RB Size/Offset	EIRP [dBm]
1	50 MHz	27525.00	Low	H+V	BPSK	H	1/16	24.61
		27924.96	Mid	H+V	BPSK	H	1/16	25.01
		28324.92	High	H+V	BPSK	H	1/16	24.85
		27924.96	Mid	H+V	QPSK	H	1/16	24.91
		27924.96	Mid	H+V	16QAM	H	1/16	22.84
		27924.96	Mid	H+V	64QAM	H	1/16	19.50
	100 MHz	27550.08	Low	H+V	BPSK	H	1/33	24.39
		27924.96	Mid	H+V	QPSK	H	1/33	25.04
		28299.96	High	H+V	BPSK	H	1/33	24.44
		27924.96	Mid	H+V	BPSK	H	1/33	24.84
		27924.96	Mid	H+V	16QAM	H	1/33	22.90
		27924.96	Mid	H+V	64QAM	H	1/33	19.83
2	100 MHz	27600.06	Low	H+V	BPSK	H	64/0	20.31
		27925.02	Mid	H+V	BPSK	H	64/0	20.83
		28249.98	High	H+V	BPSK	H	64/0	18.98
		27925.02	Mid	H+V	QPSK	H	64/0	20.53
		27925.02	Mid	H+V	16QAM	H	64/0	18.27
		27925.02	Mid	H+V	64QAM	H	64/0	16.14
3	100 MHz	27650.04	Low	H+V	BPSK	H	64/0	20.80
		27924.96	Mid	H+V	BPSK	H	64/0	20.69
		28200.00	High	H+V	BPSK	H	64/0	19.34
		27650.04	Low	H+V	QPSK	H	64/0	20.43
		27650.04	Low	H+V	16QAM	H	64/0	18.28
		27650.04	Low	H+V	64QAM	H	64/0	16.19
4	100 MHz	27700.02	Low	H+V	QPSK	H	64/0	20.71
		27924.90	Mid	H+V	BPSK	H	64/0	20.16
		28150.02	High	H+V	BPSK	H	64/0	19.05
		27700.02	Low	H+V	BPSK	H	64/0	20.65
		27700.02	Low	H+V	16QAM	H	64/0	18.56
		27700.02	Low	H+V	64QAM	H	64/0	16.47

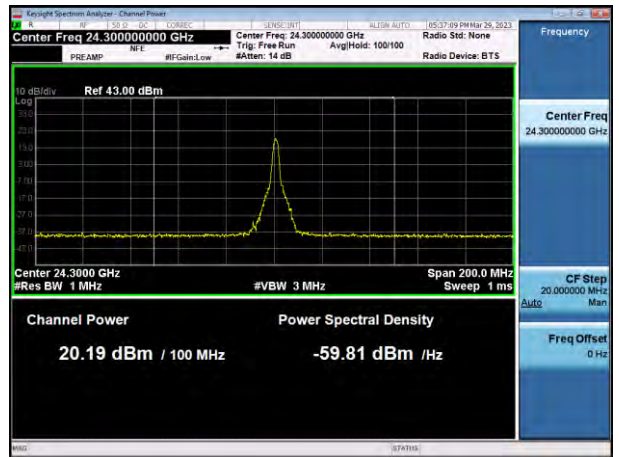
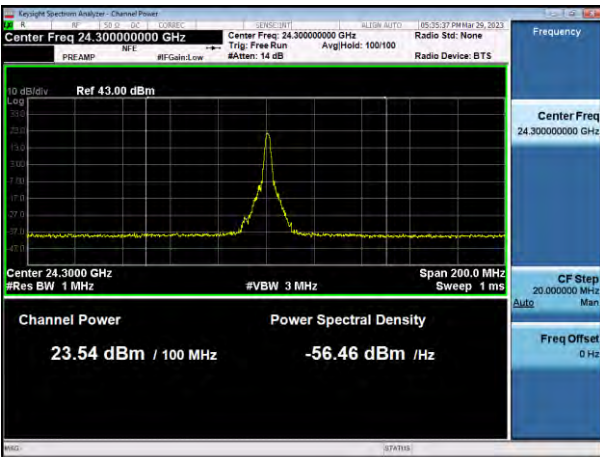
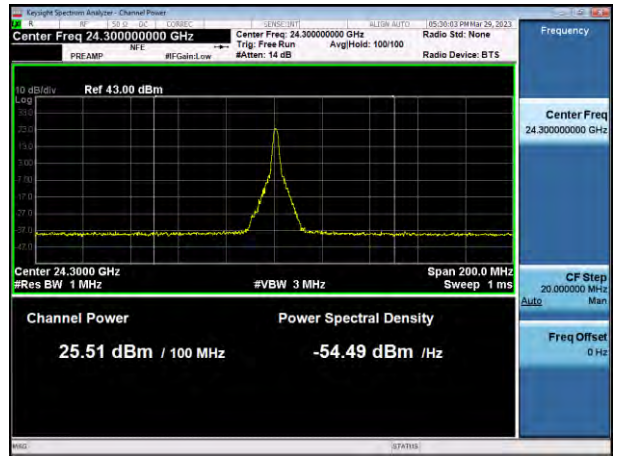
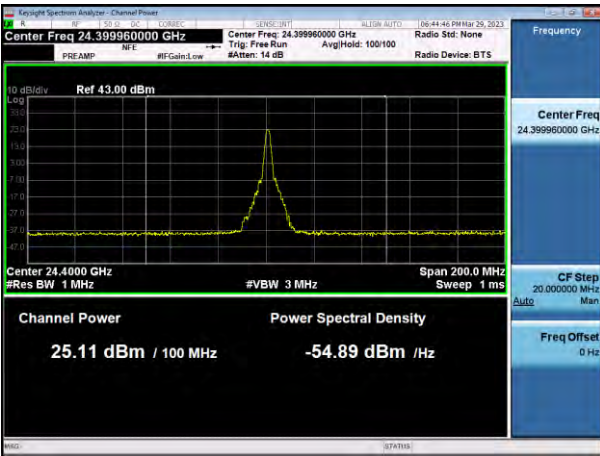
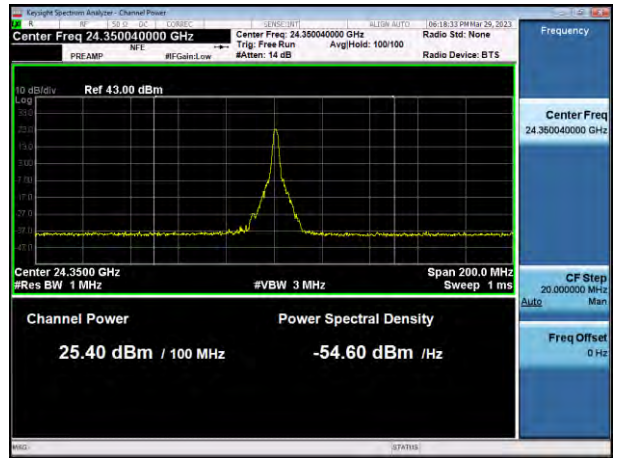
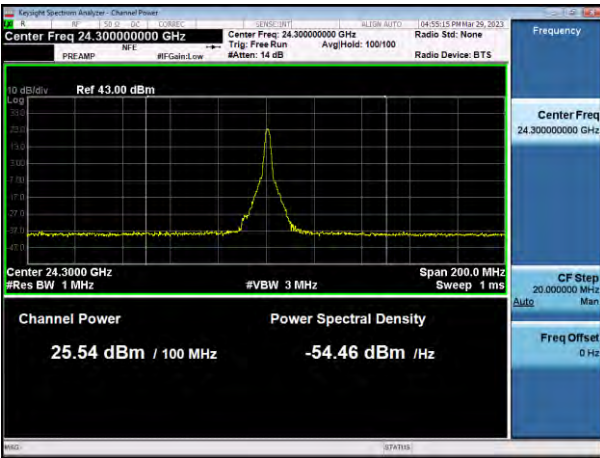
Plot Data of EIRP

n258a Band Antenna 0 (K patch)

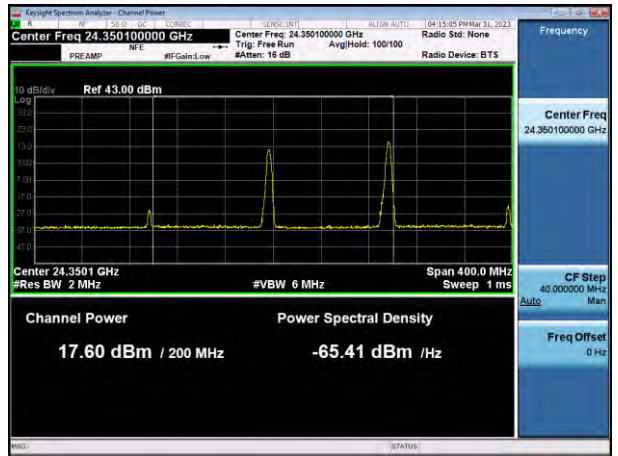
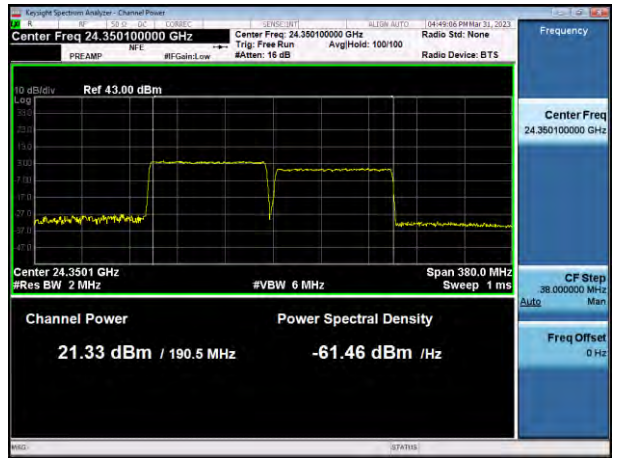
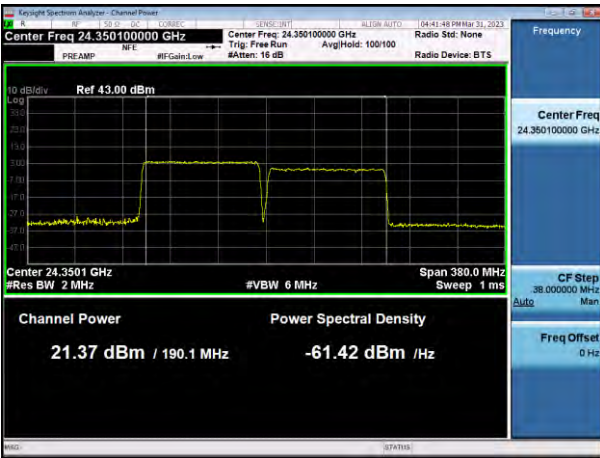
50 MHz, 1CC SISO



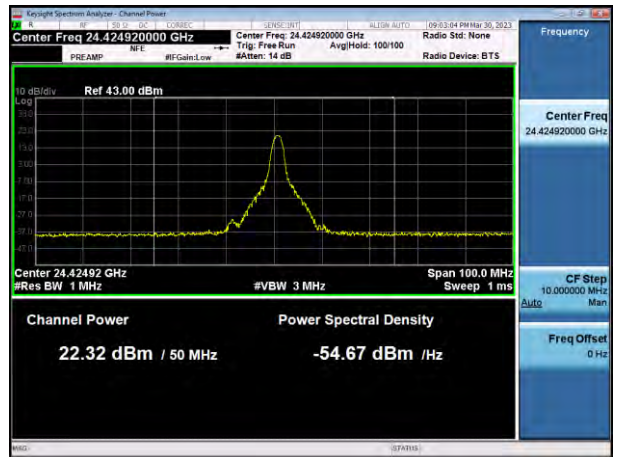
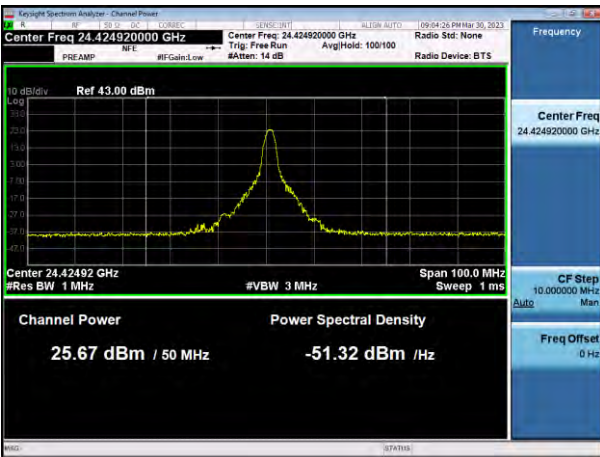
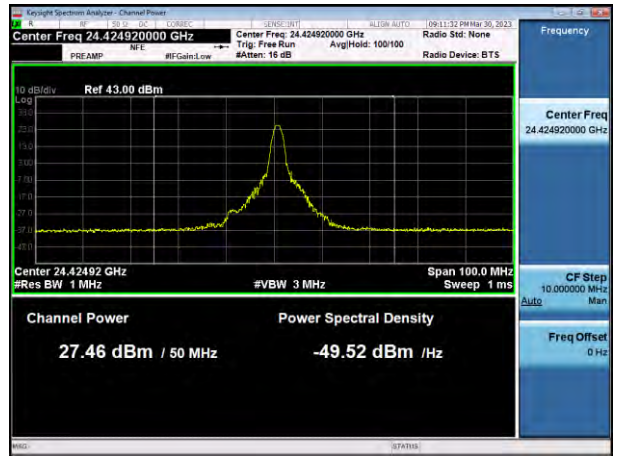
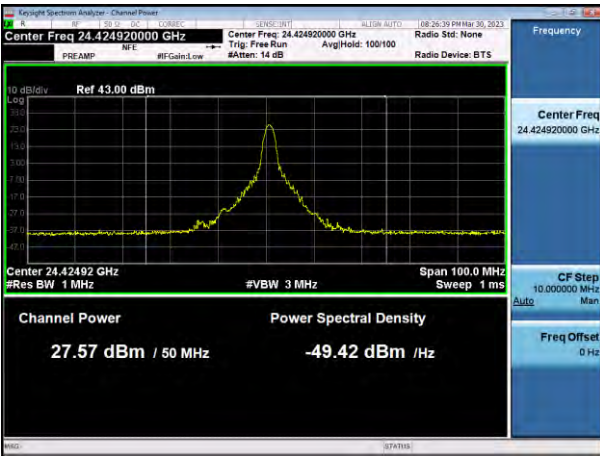
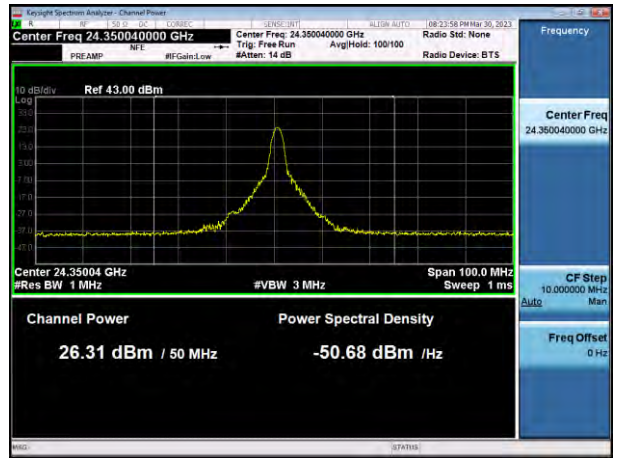
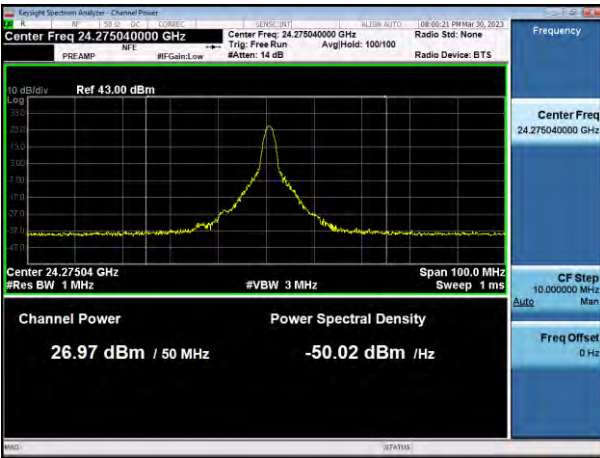
100 MHz, 1CC SISO



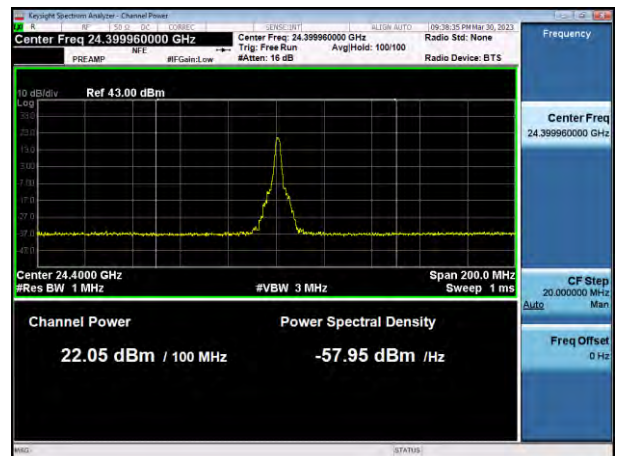
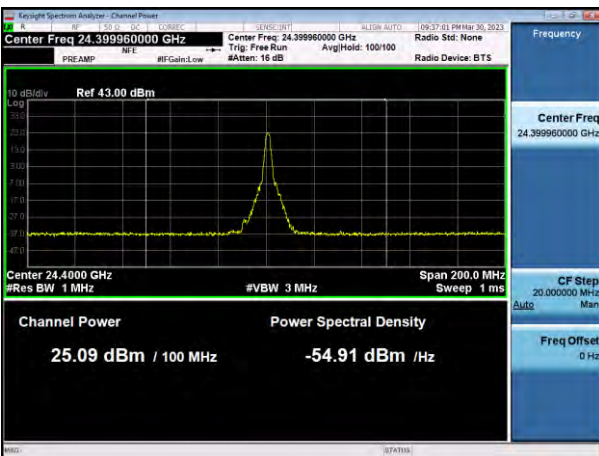
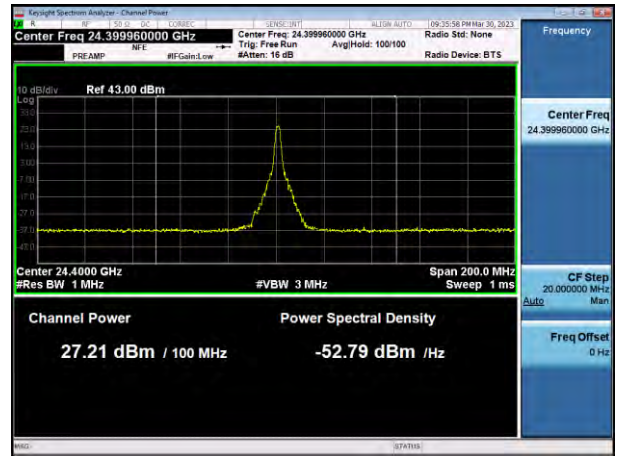
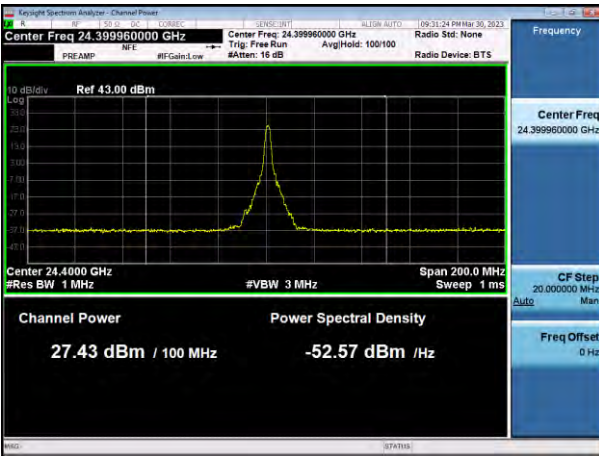
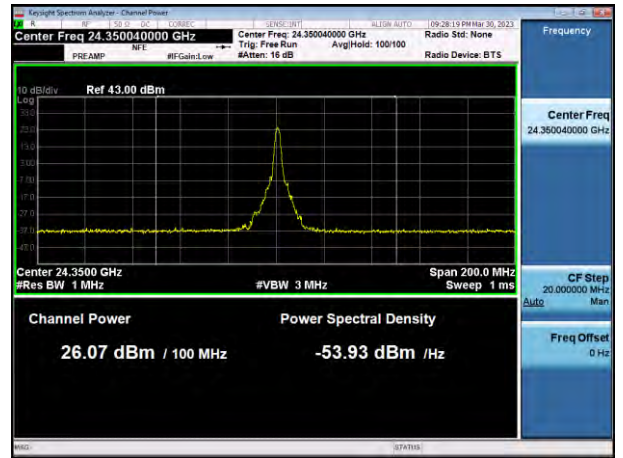
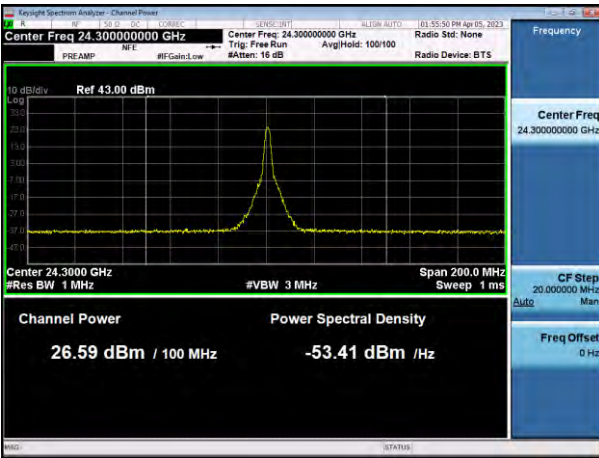
100 MHz, 2CC SISO



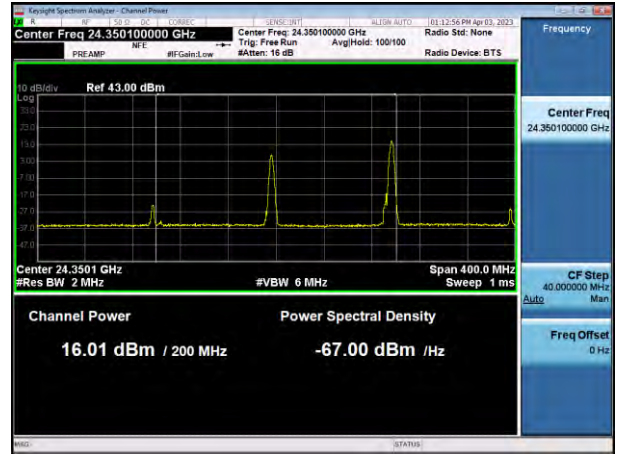
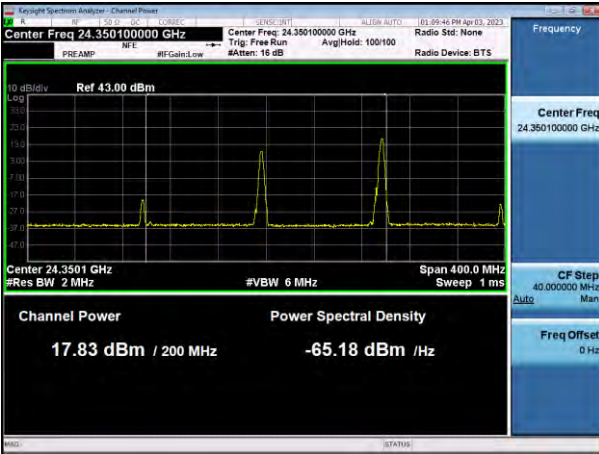
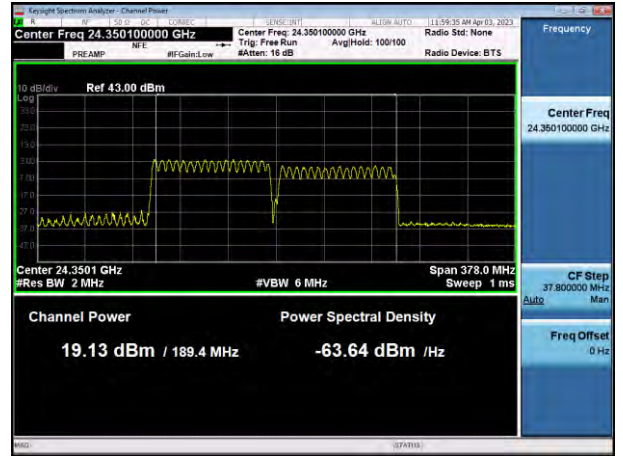
50 MHz, 1CC SISO Dual



100 MHz, 1CC SISO Dual

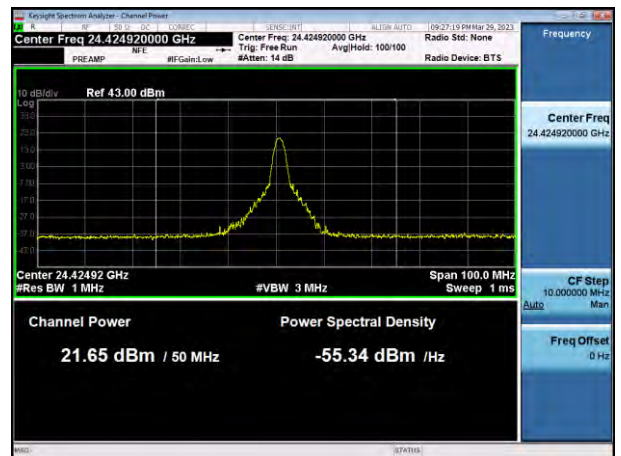
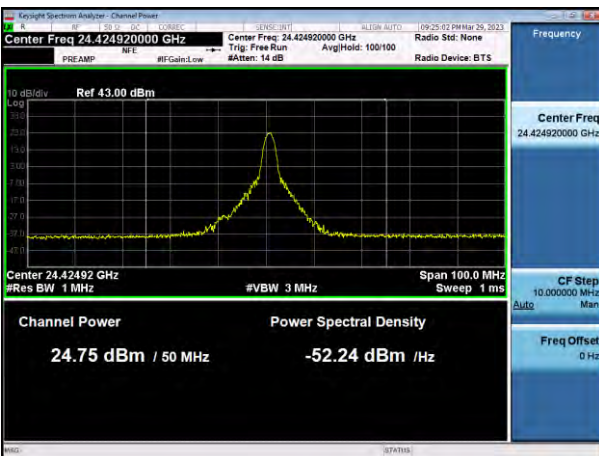
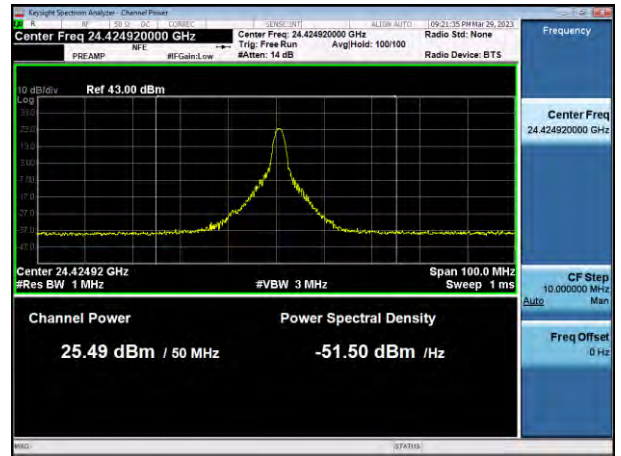
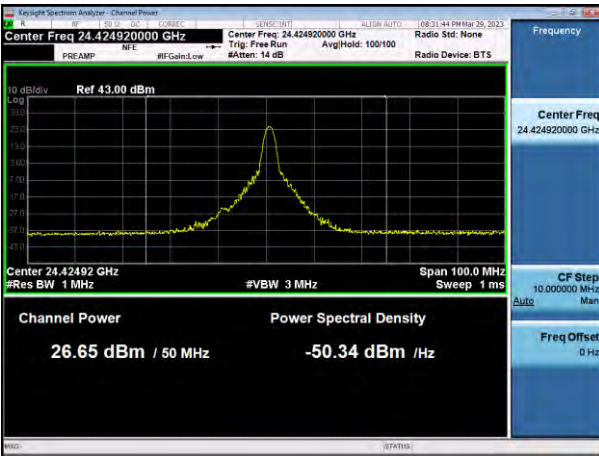
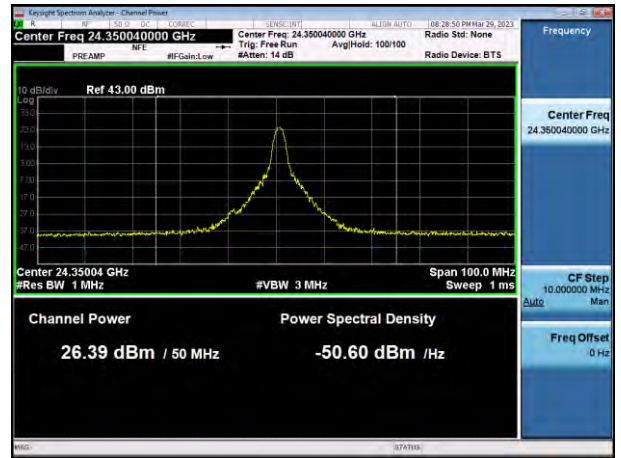
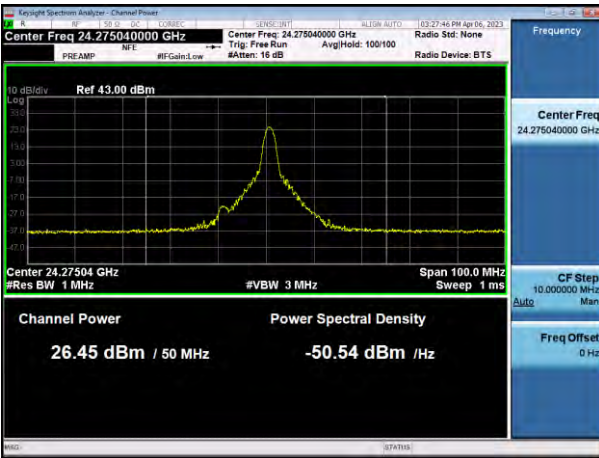


100 MHz, 2CC SISO Dual

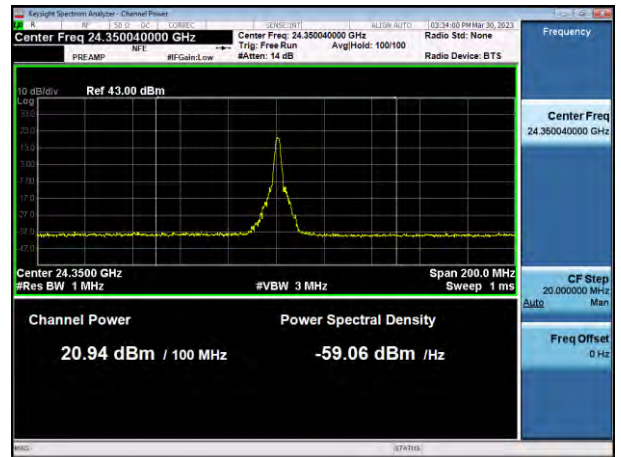
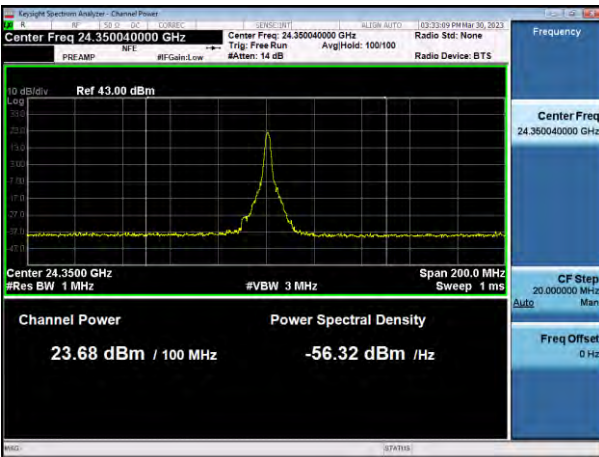
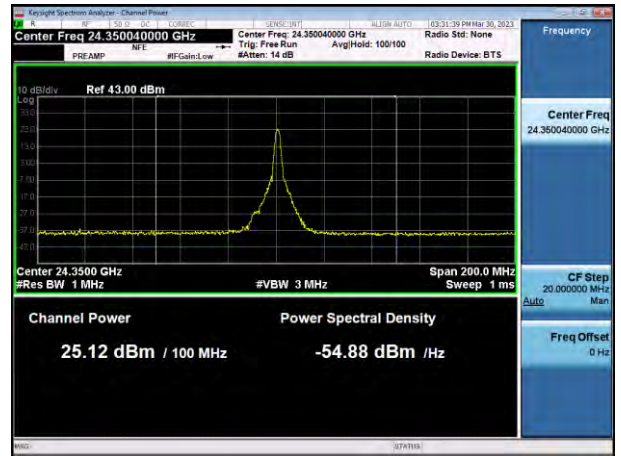
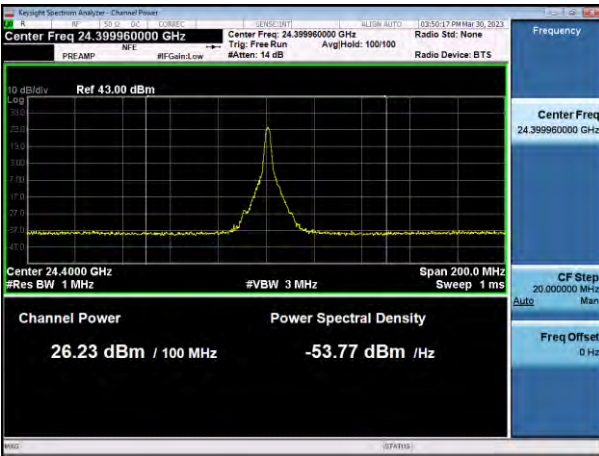
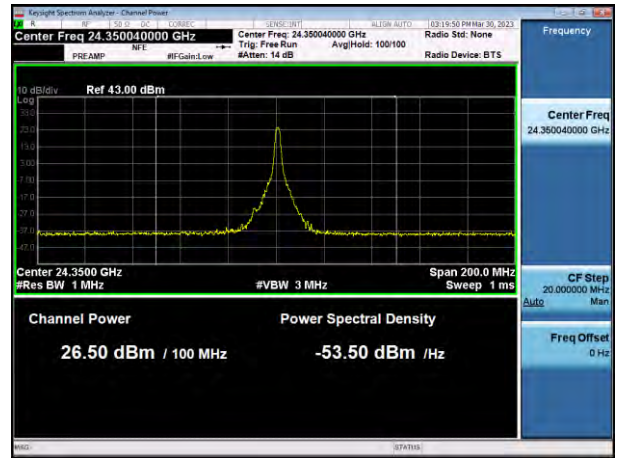
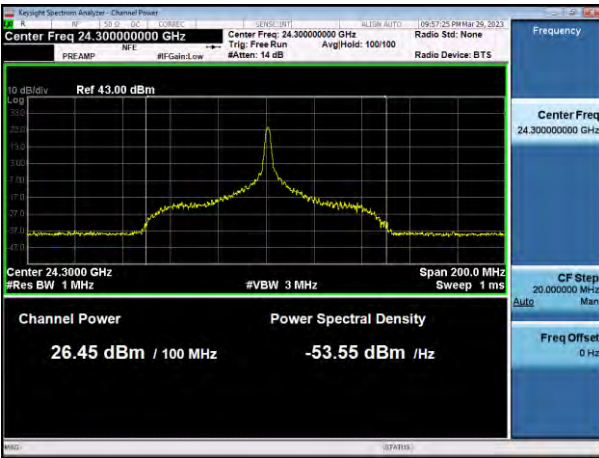


n258a Band Antenna 1 (L patch)

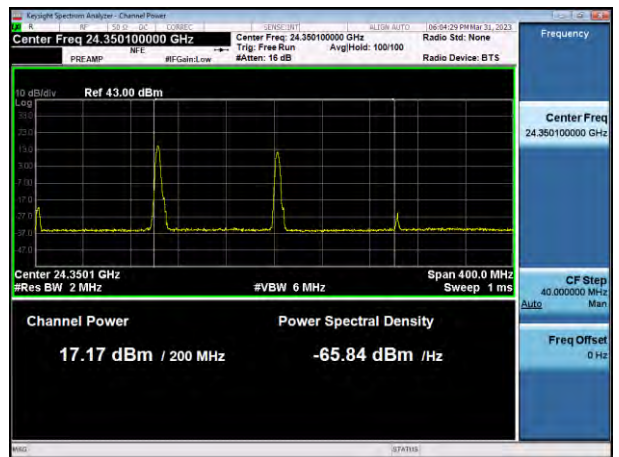
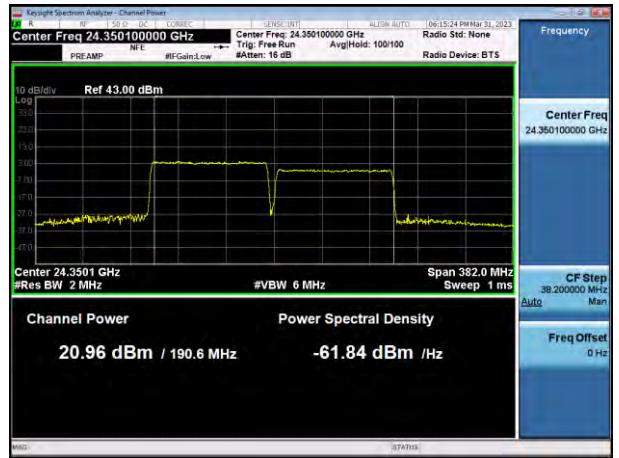
50 MHz, 1CC SISO



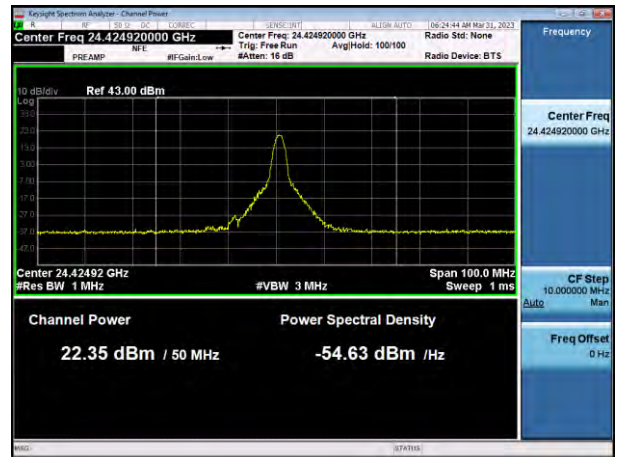
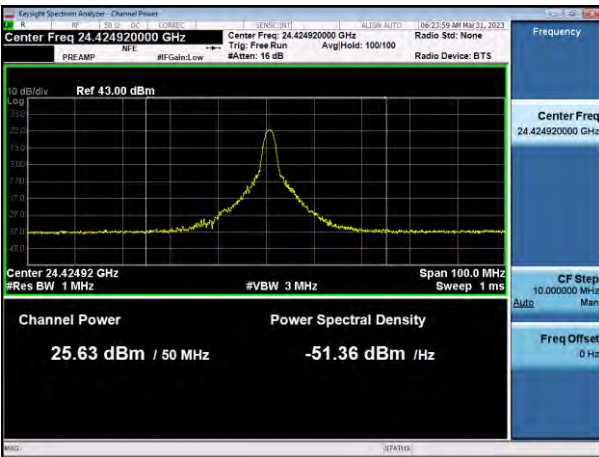
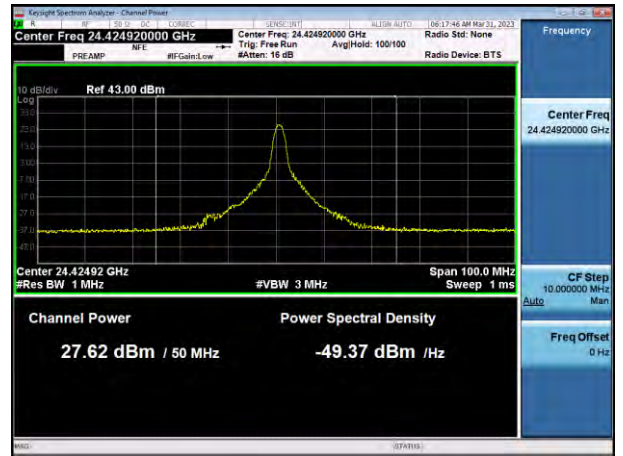
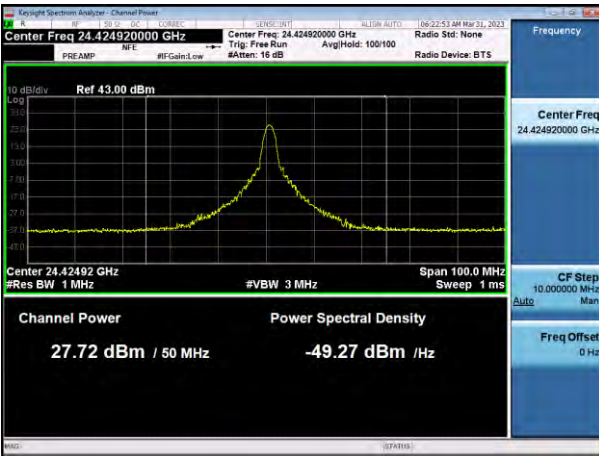
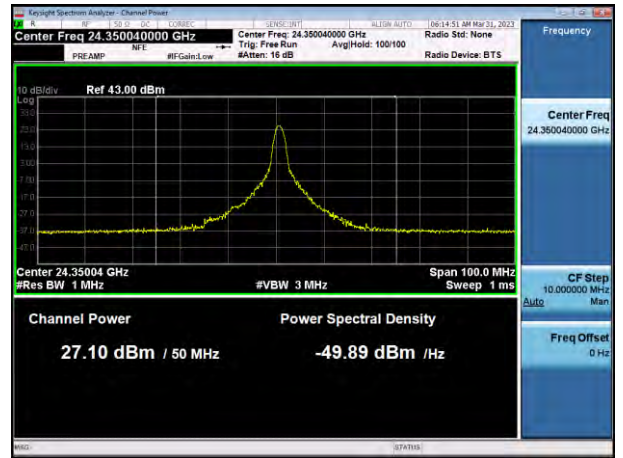
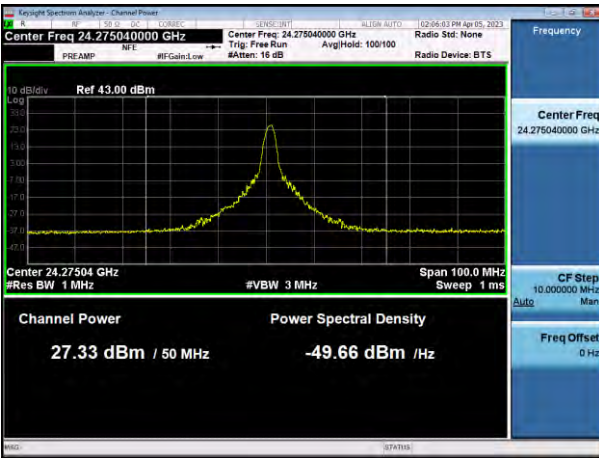
100 MHz, 1CC SISO



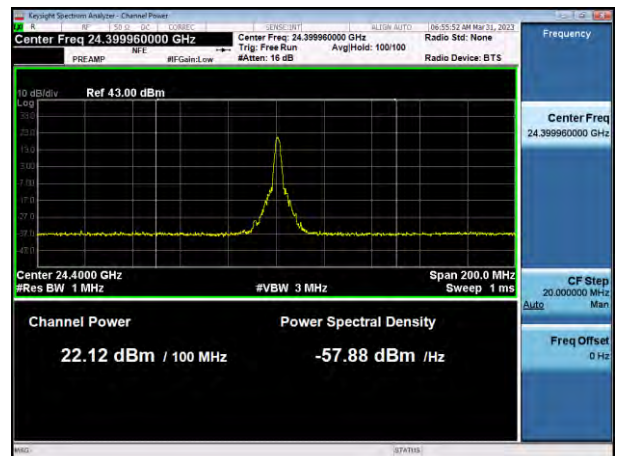
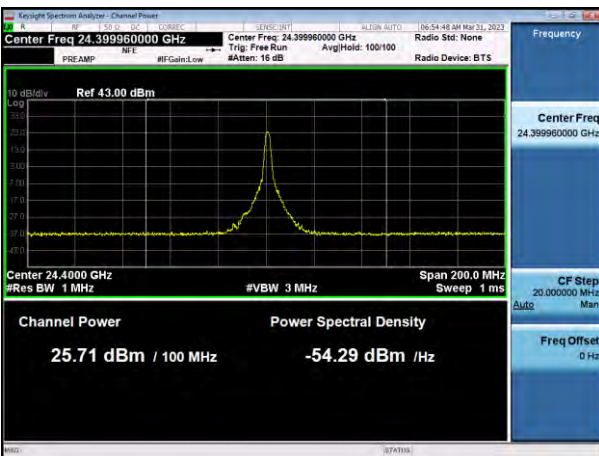
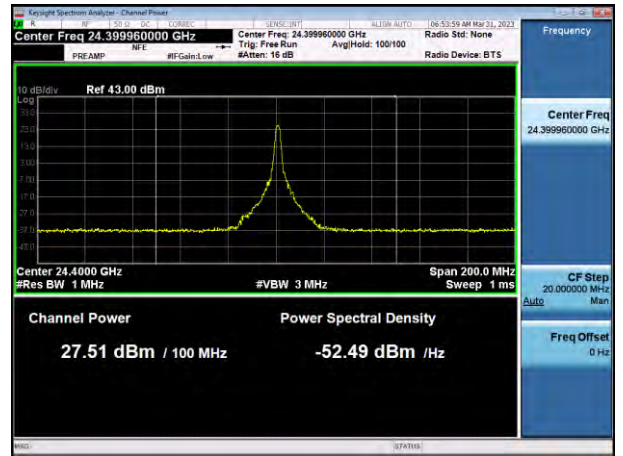
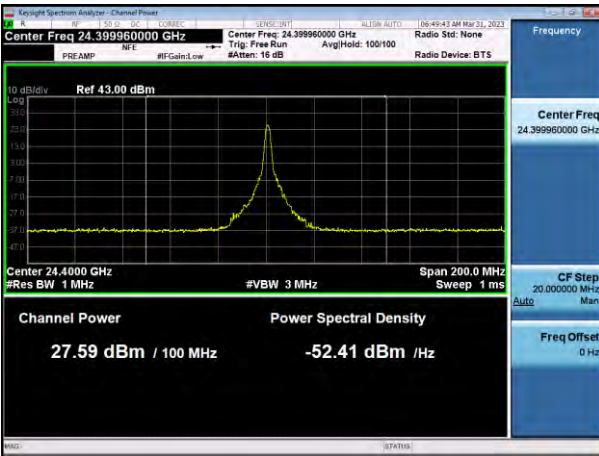
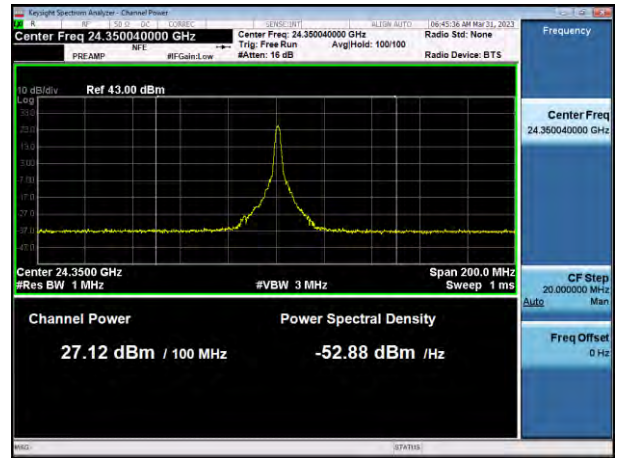
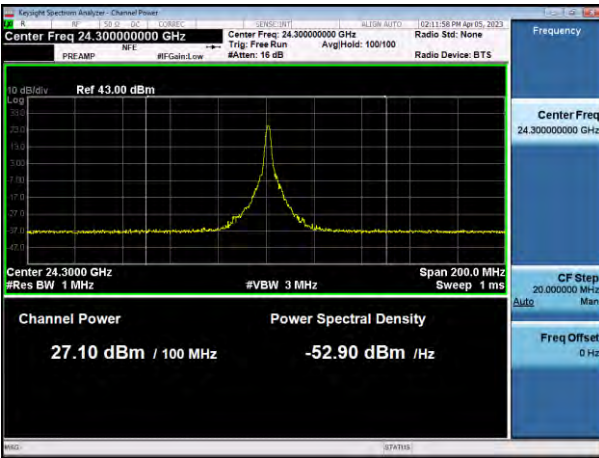
100 MHz, 2CC SISO



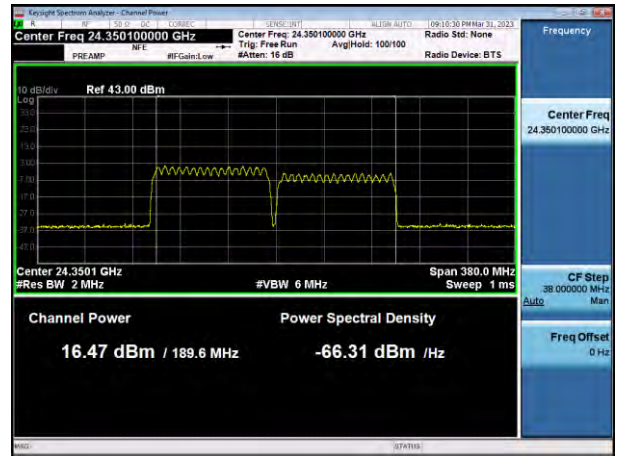
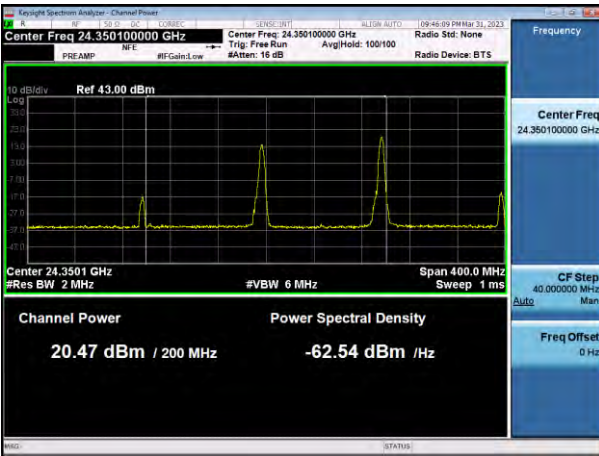
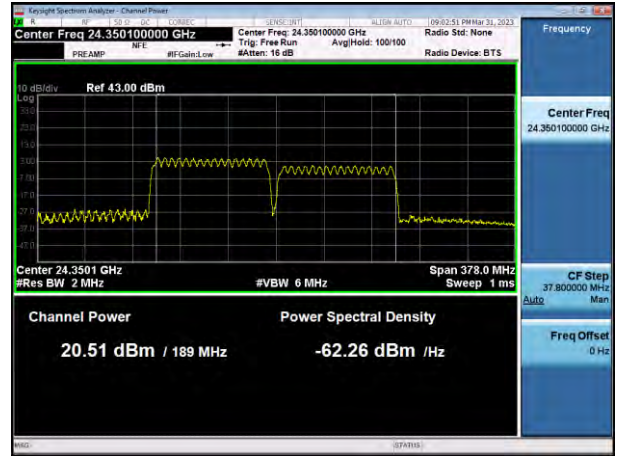
50 MHz, 1CC SISO Dual



100 MHz, 1CC SISO Dual

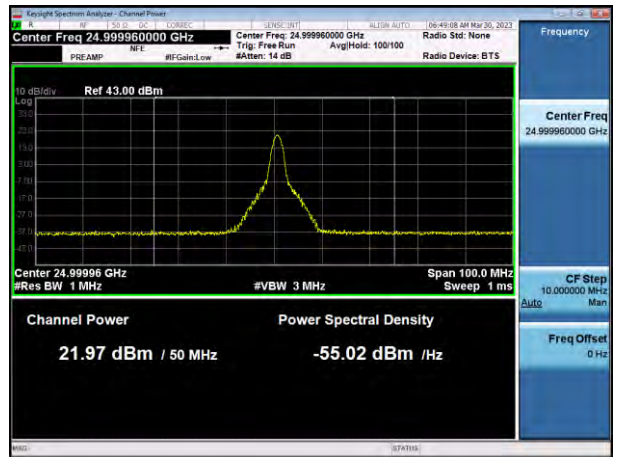
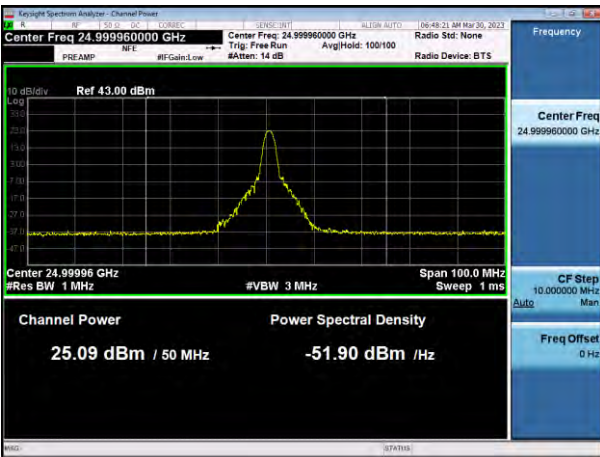
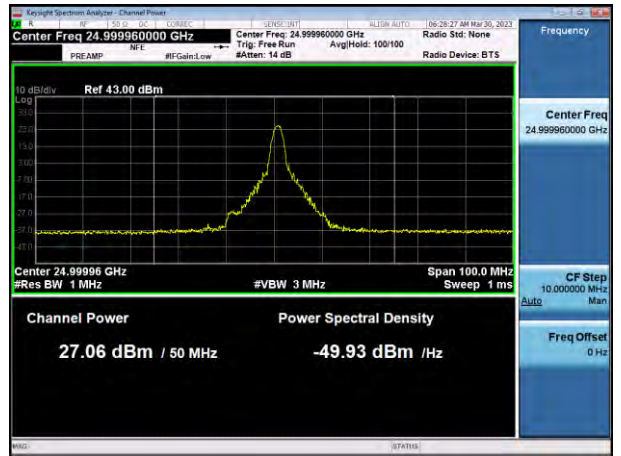
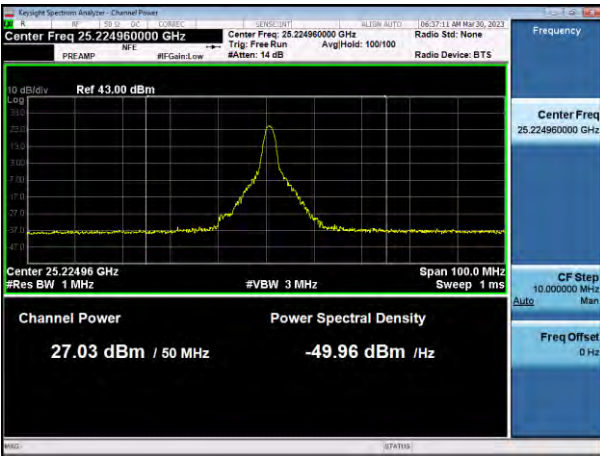
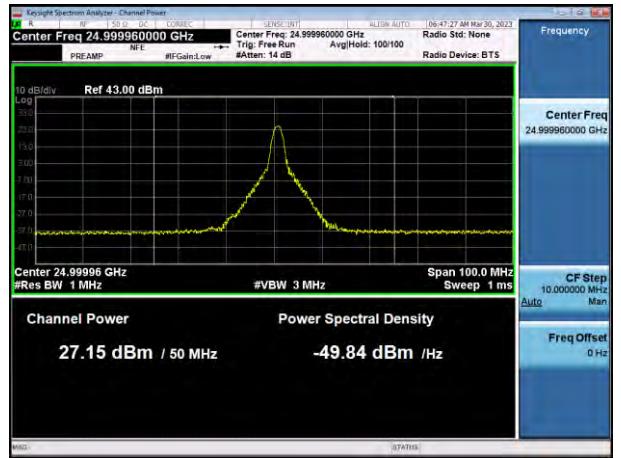
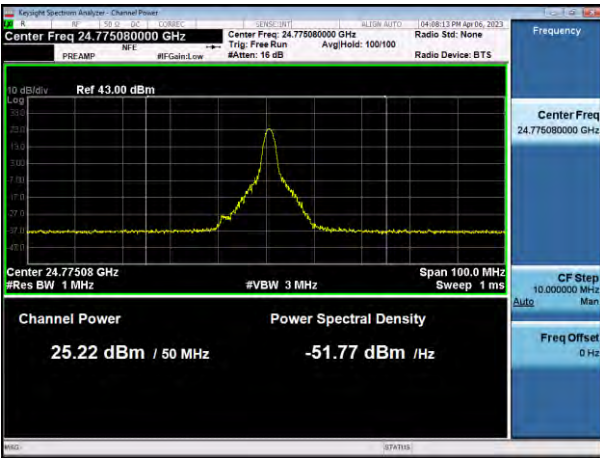


100 MHz, 2CC SISO Dual

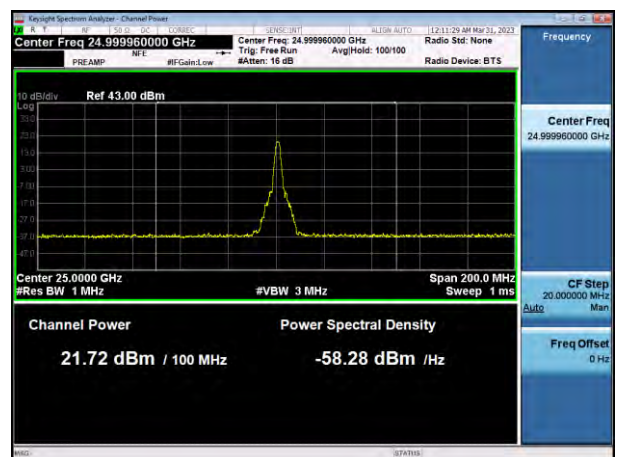
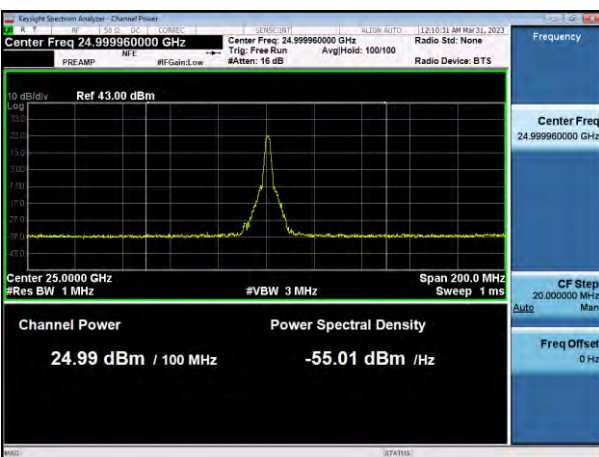
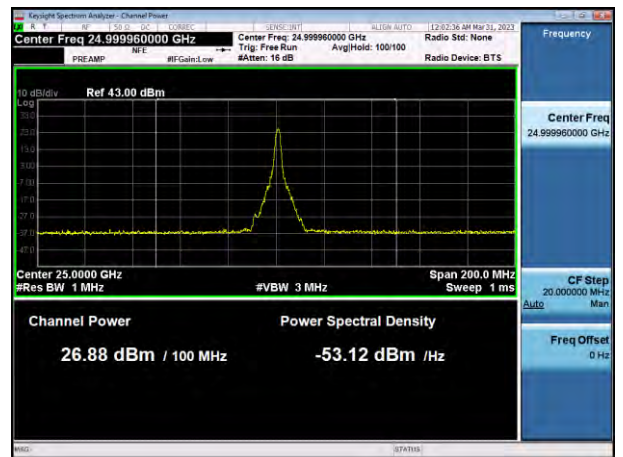
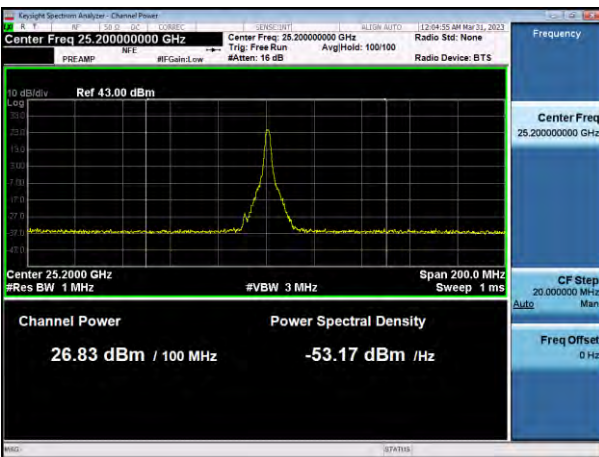
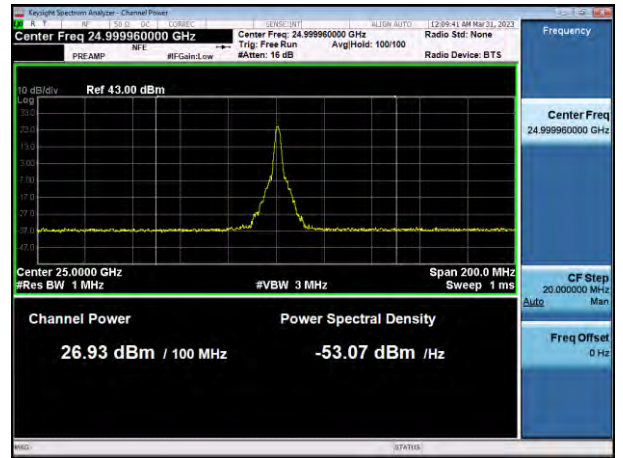
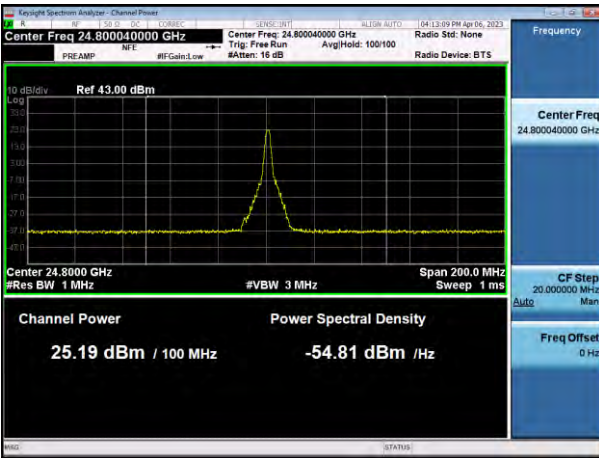


n258b Band Antenna 0 (K patch)

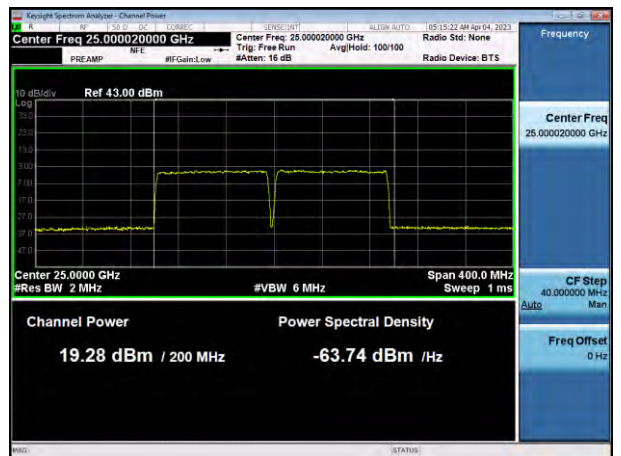
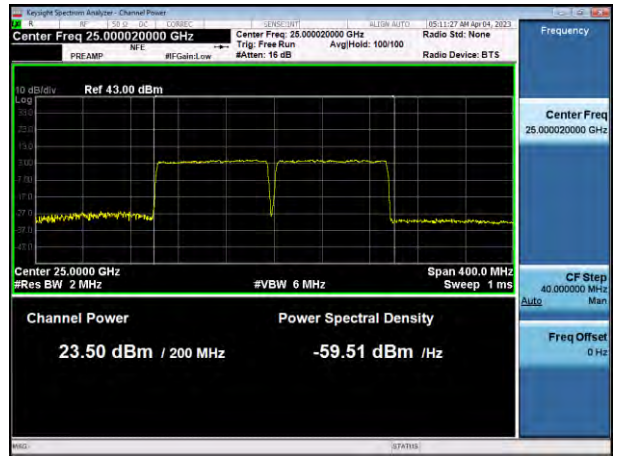
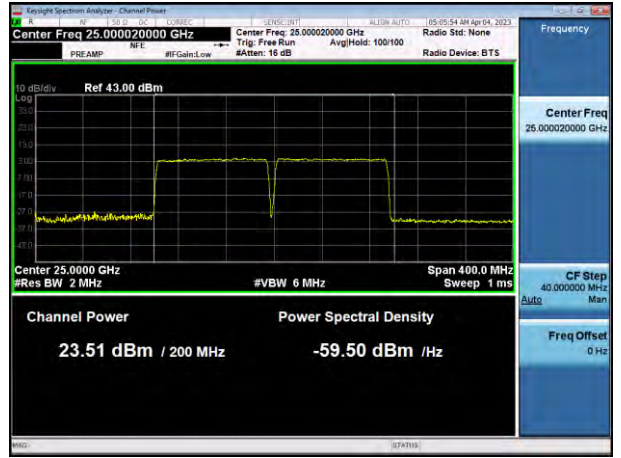
50 MHz, 1CC SISO



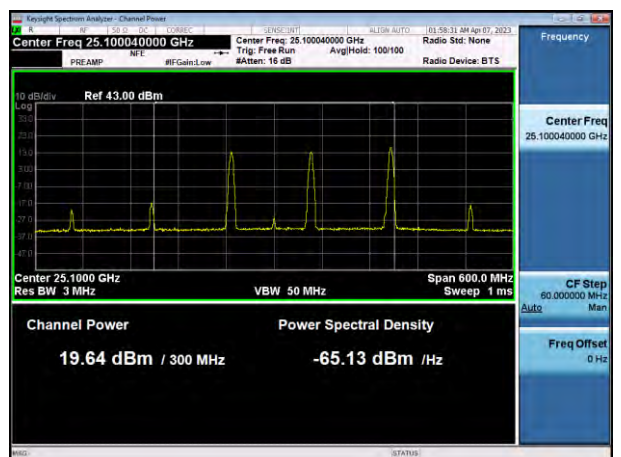
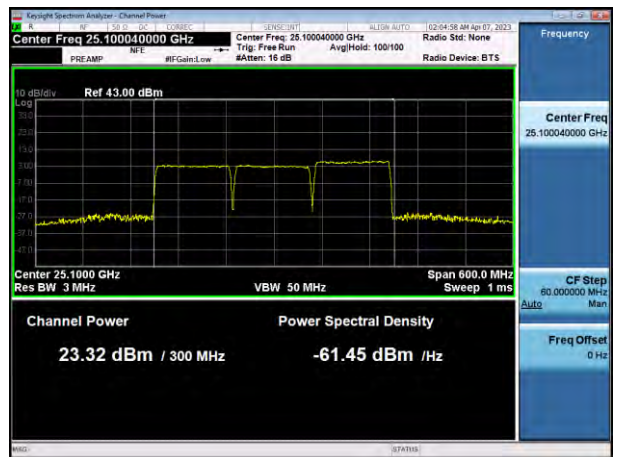
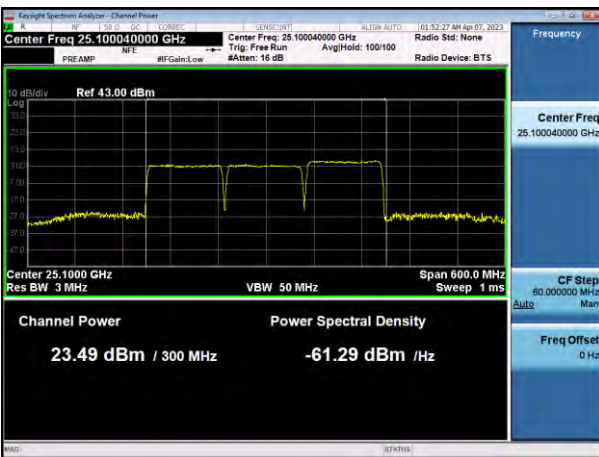
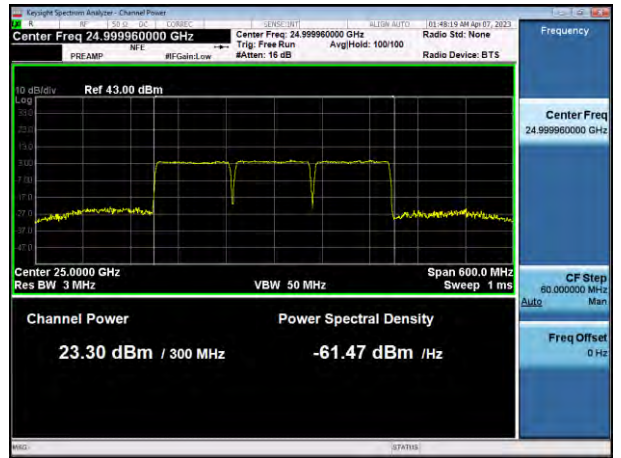
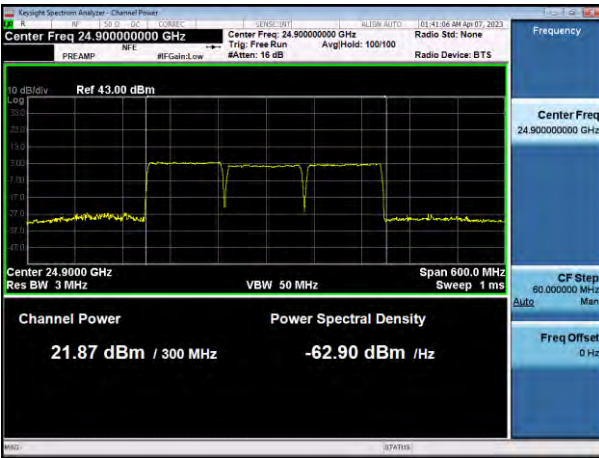
100 MHz, 1CC SISO



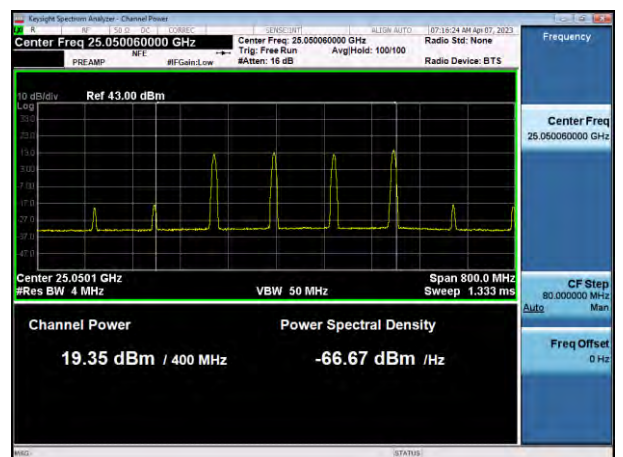
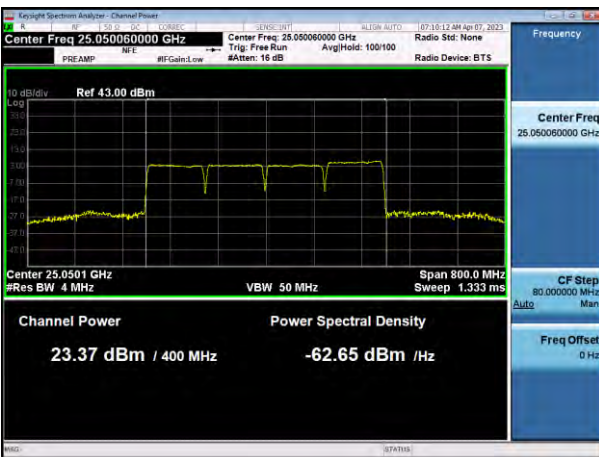
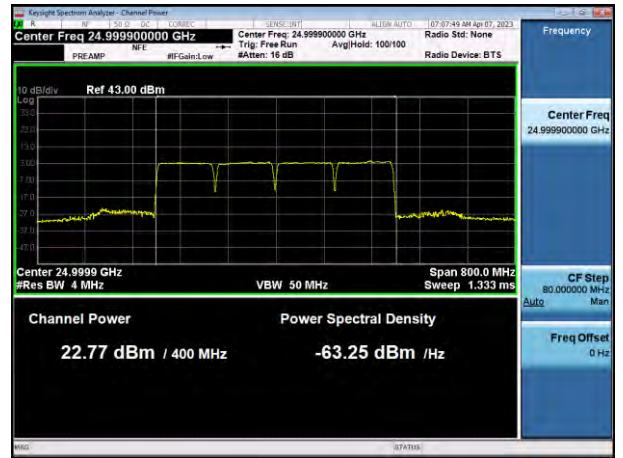
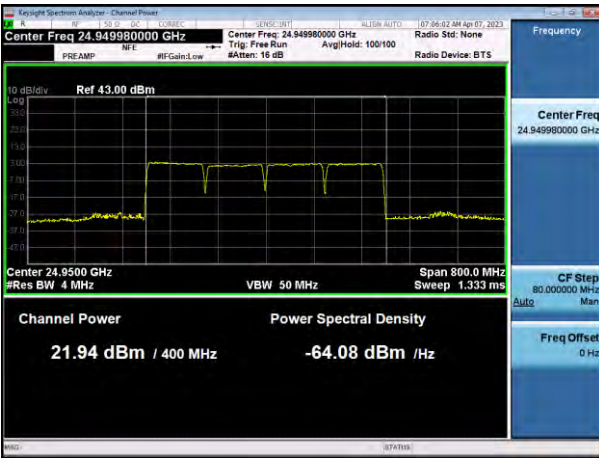
100 MHz, 2CC SISO



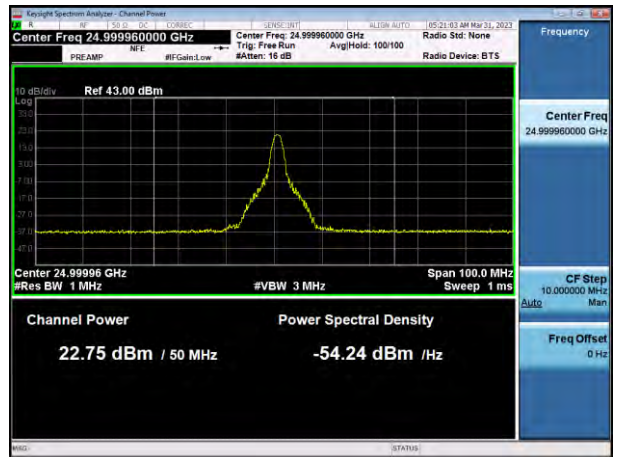
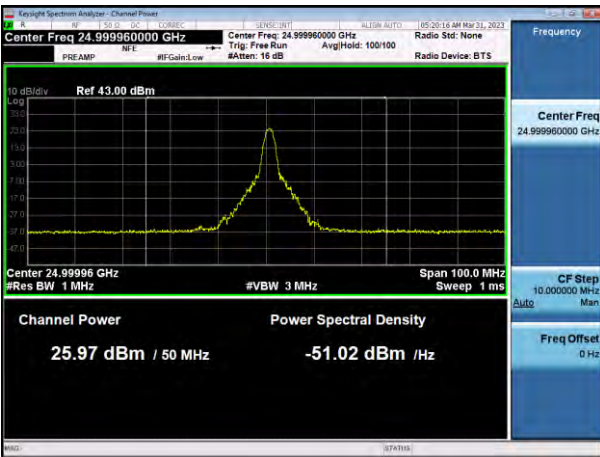
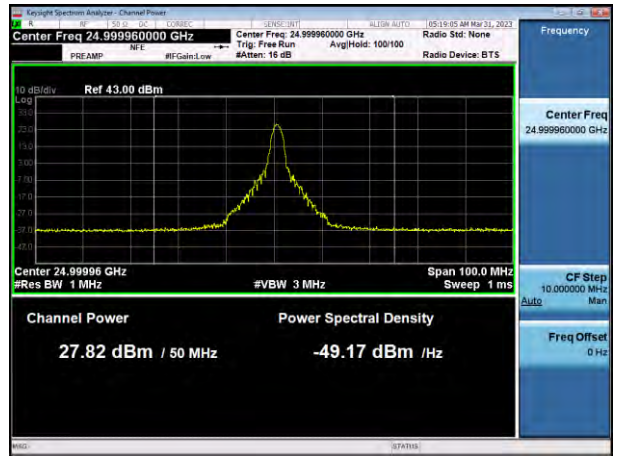
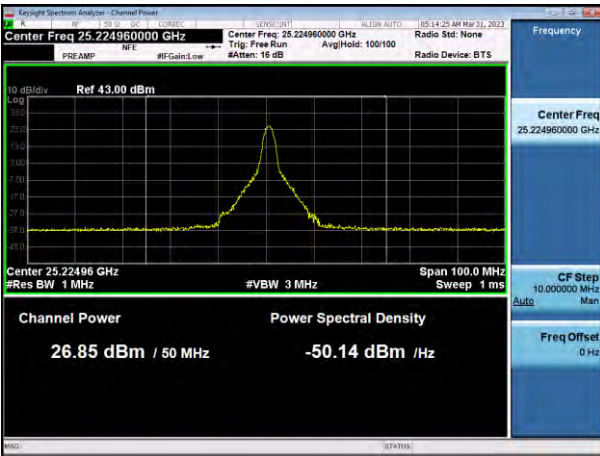
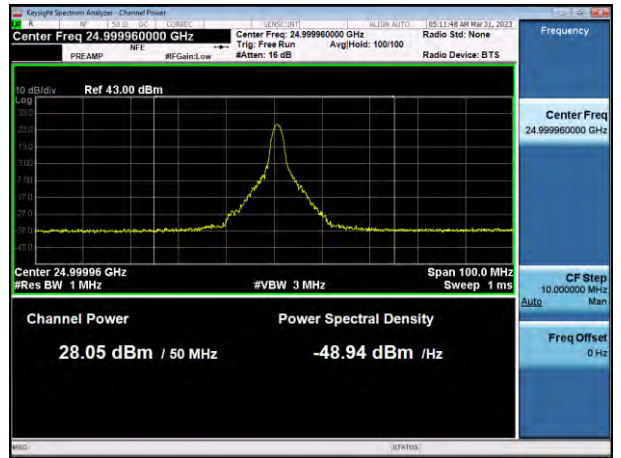
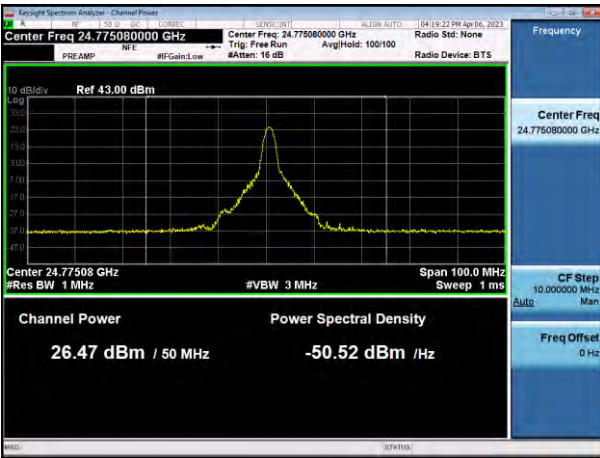
100 MHz, 3CC SISO



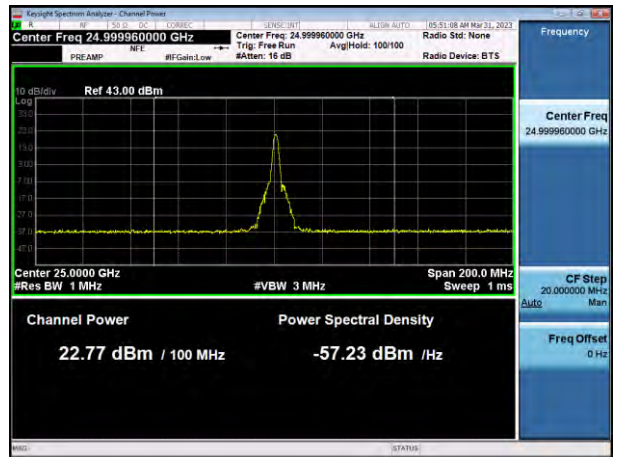
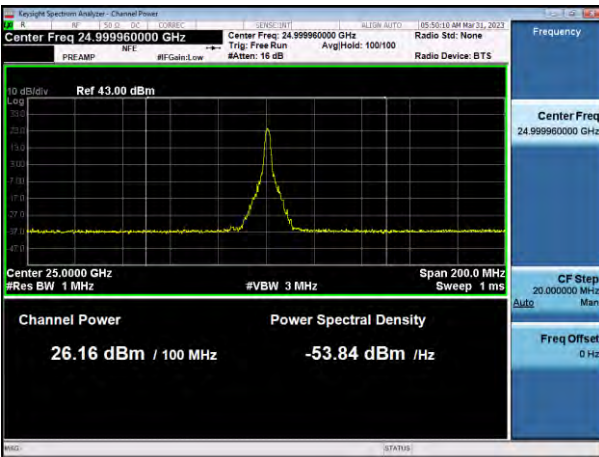
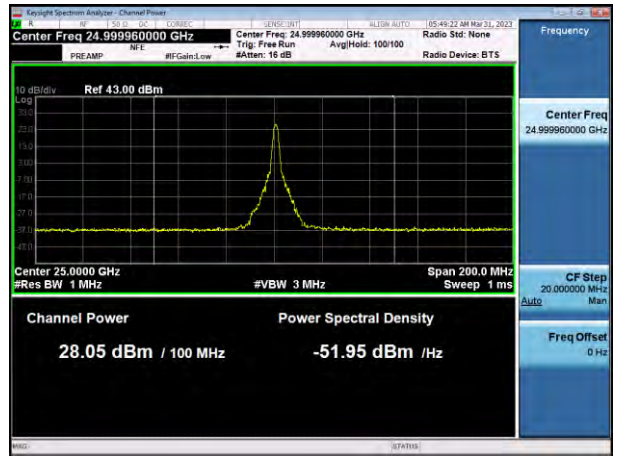
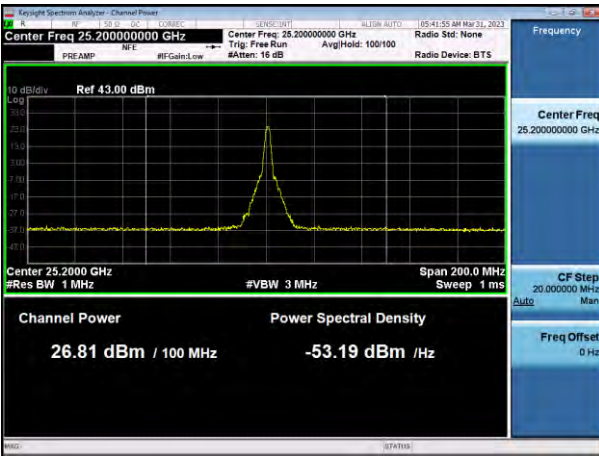
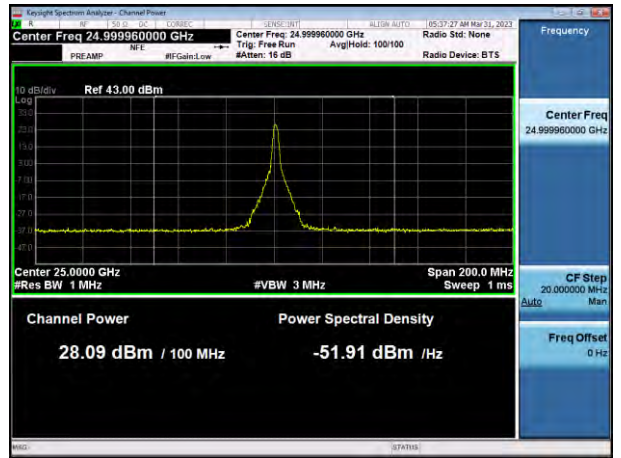
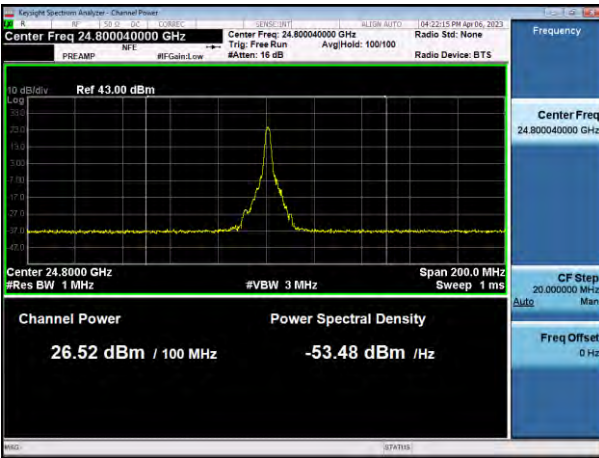
100 MHz, 4CC SISO



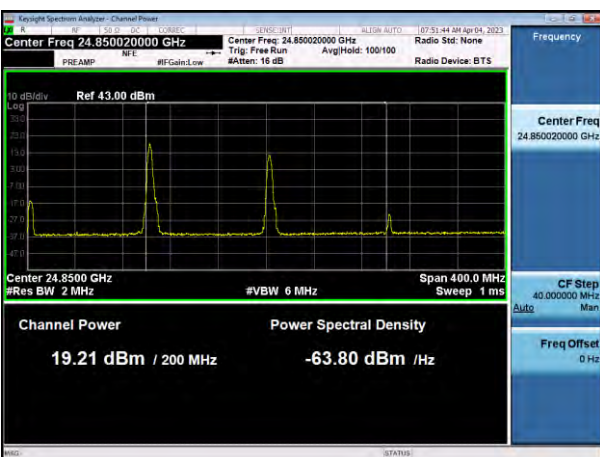
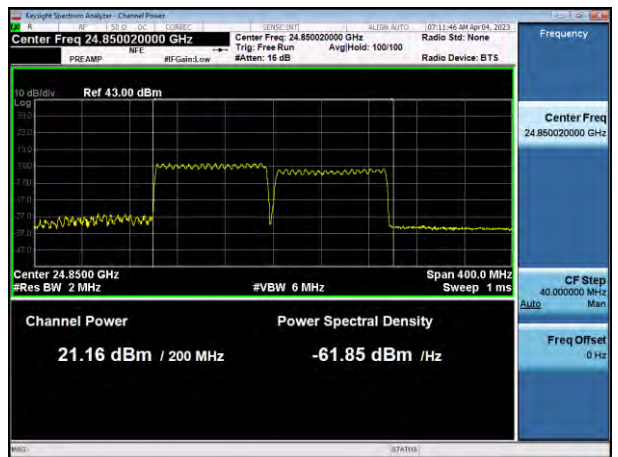
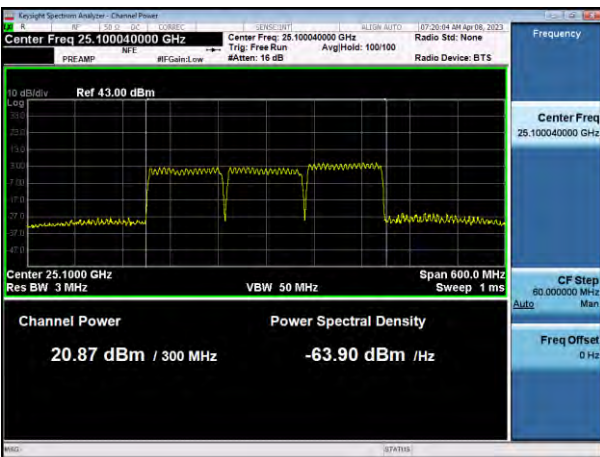
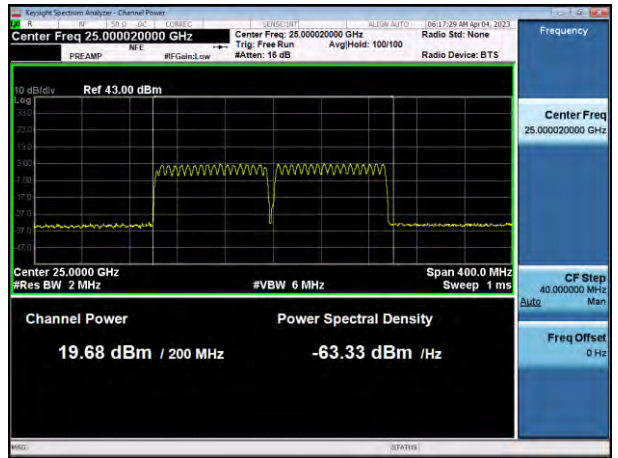
50 MHz, 1CC SISO Dual



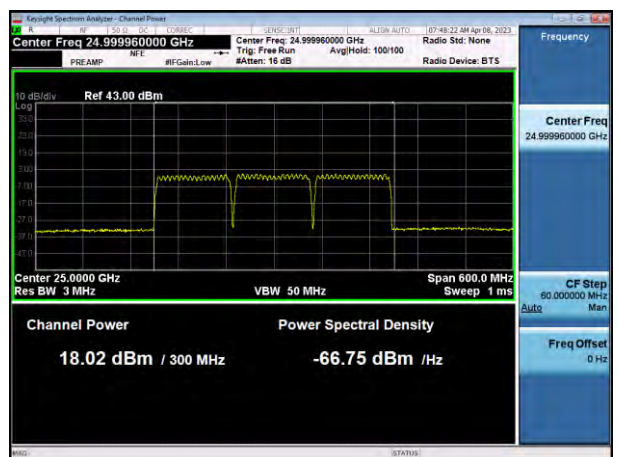
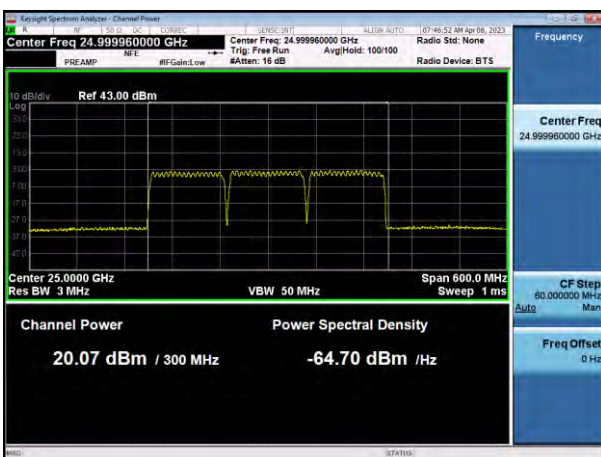
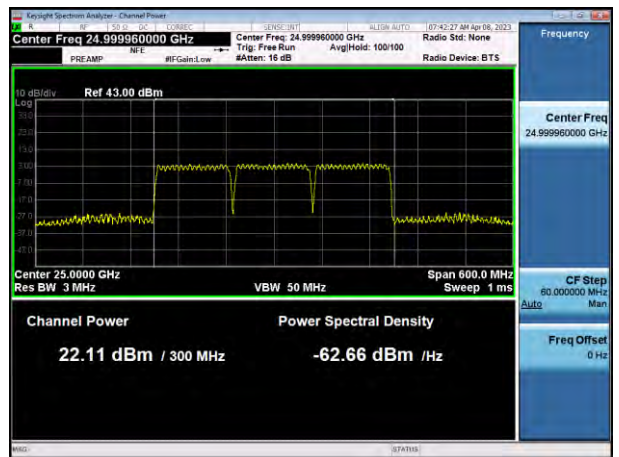
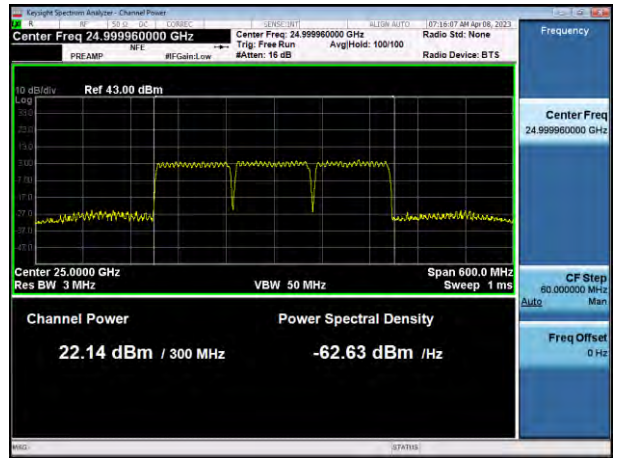
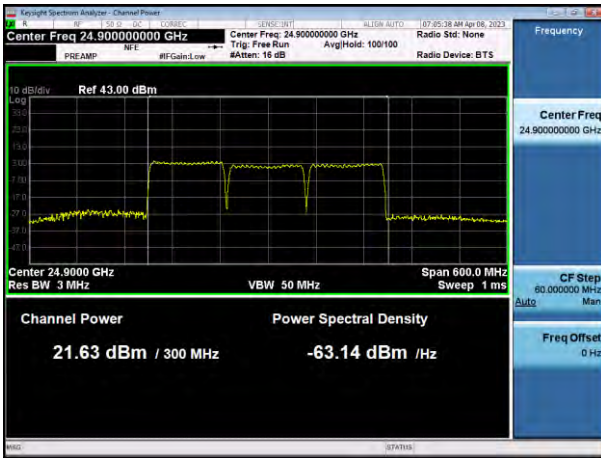
100 MHz, 1CC SISO Dual



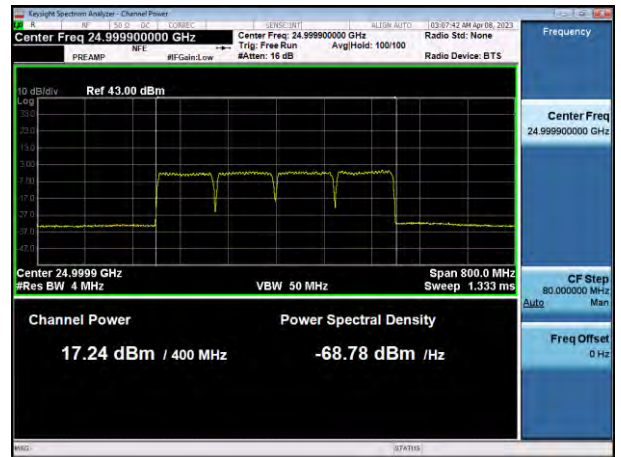
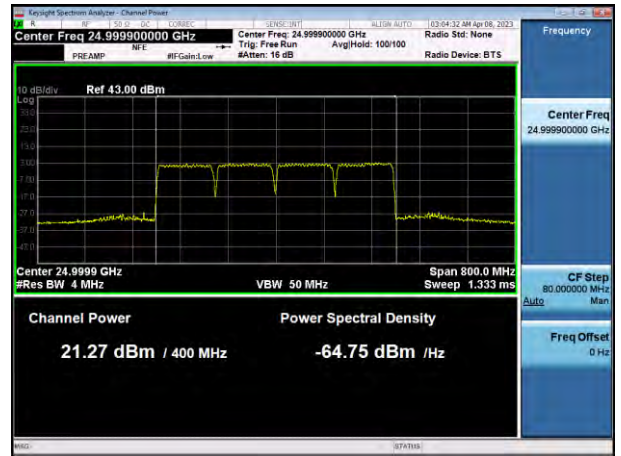
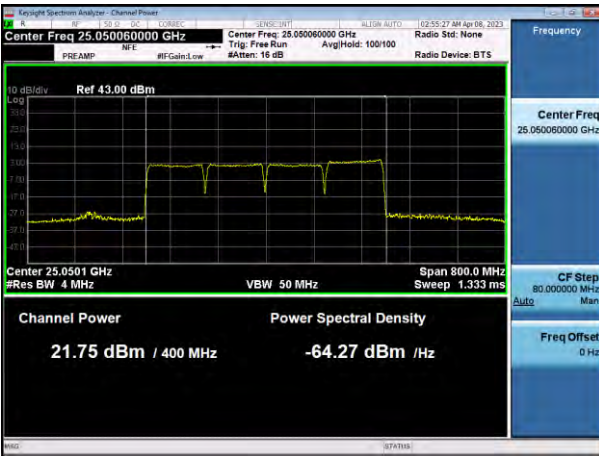
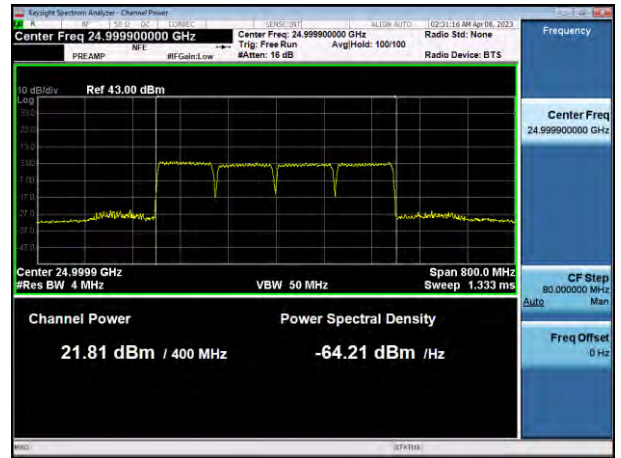
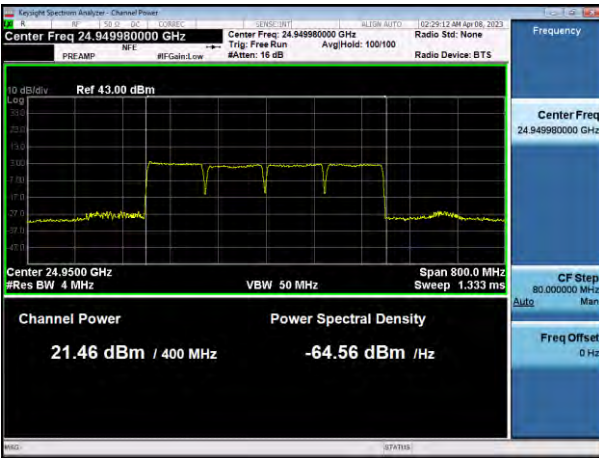
100 MHz, 2CC SISO Dual



100 MHz, 3CC SISO Dual

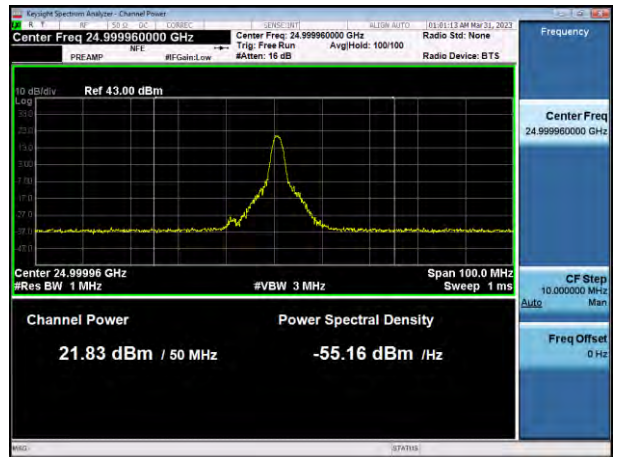
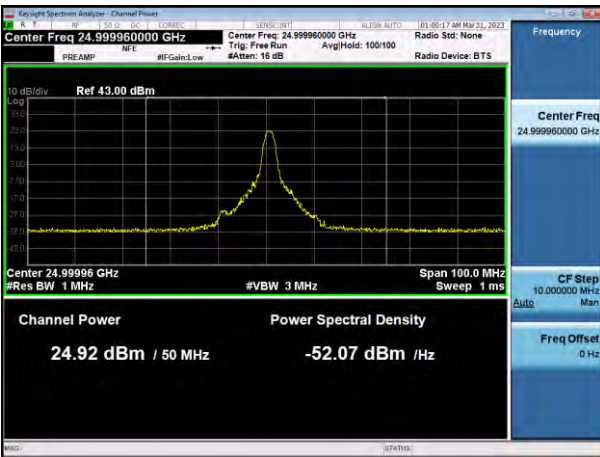
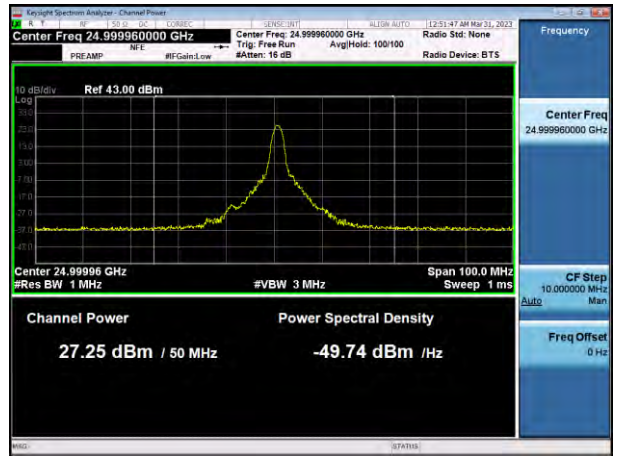
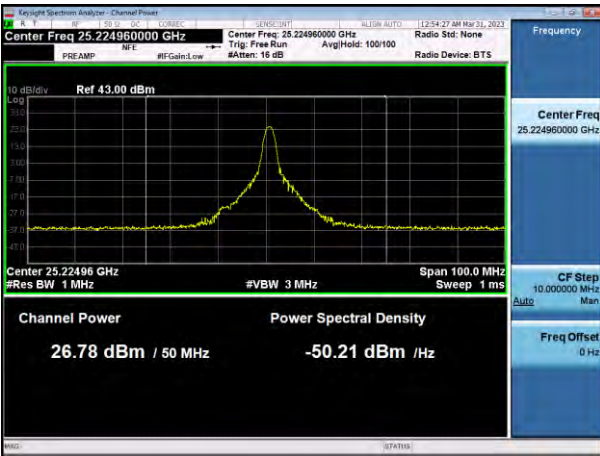
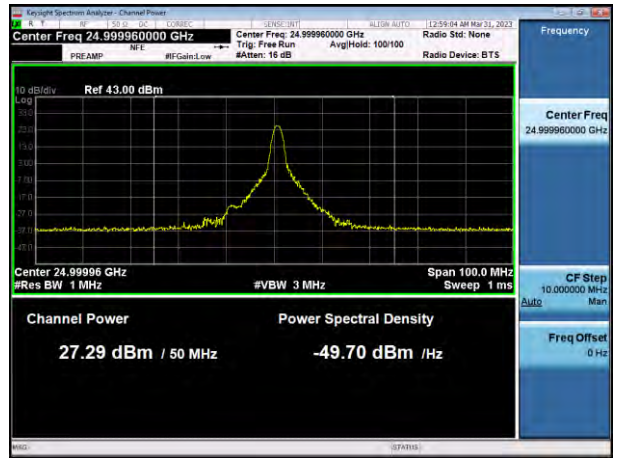
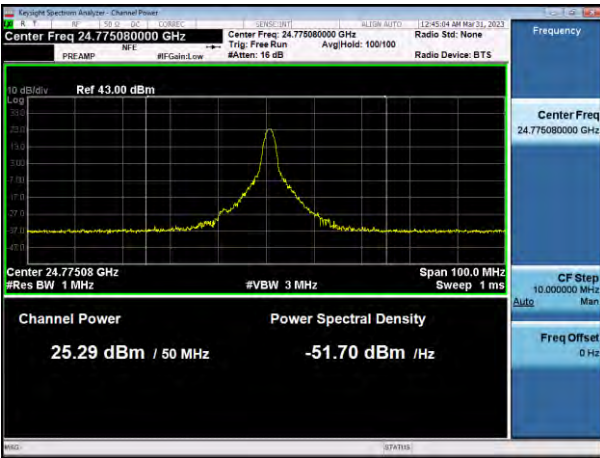


100 MHz, 4CC SISO Dual

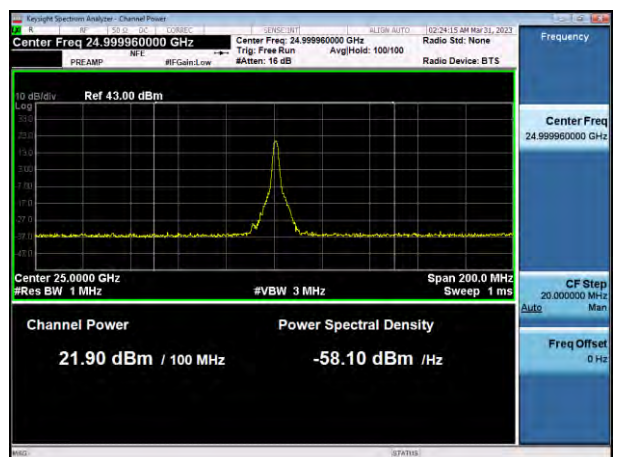
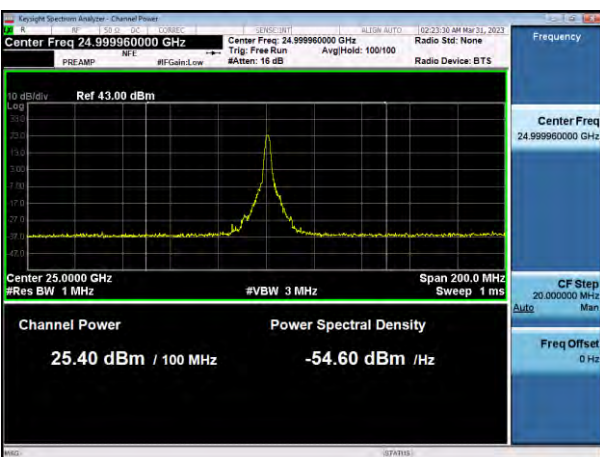
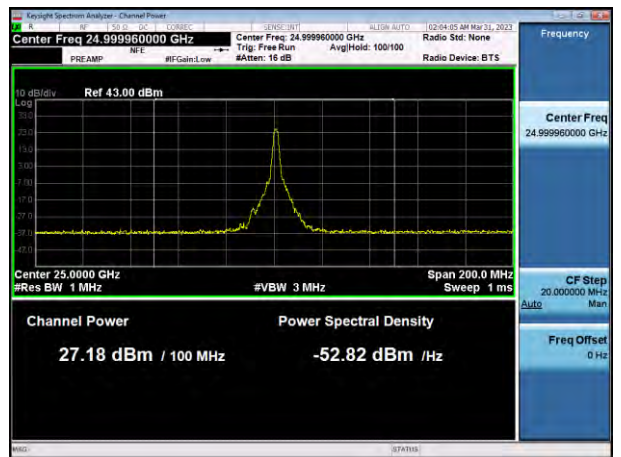
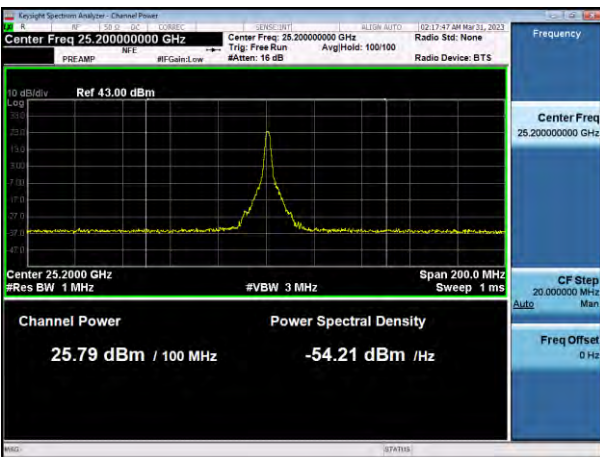
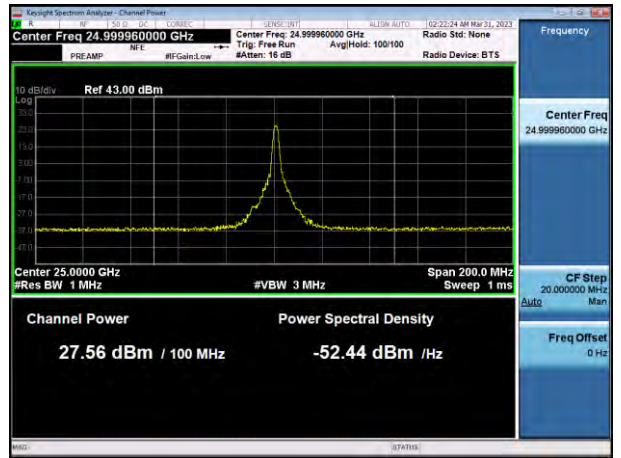
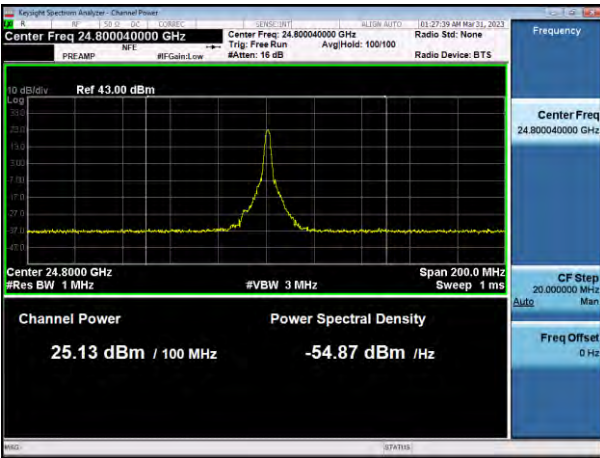


n258b Band Antenna 1 (L patch)

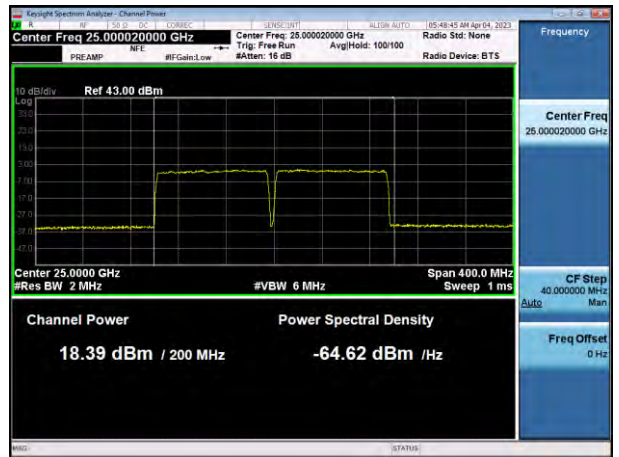
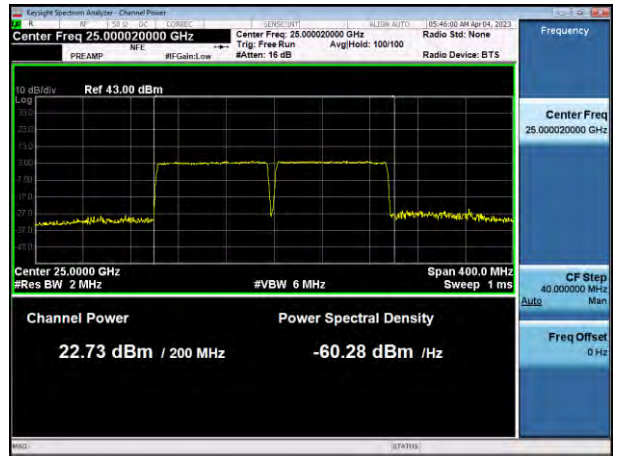
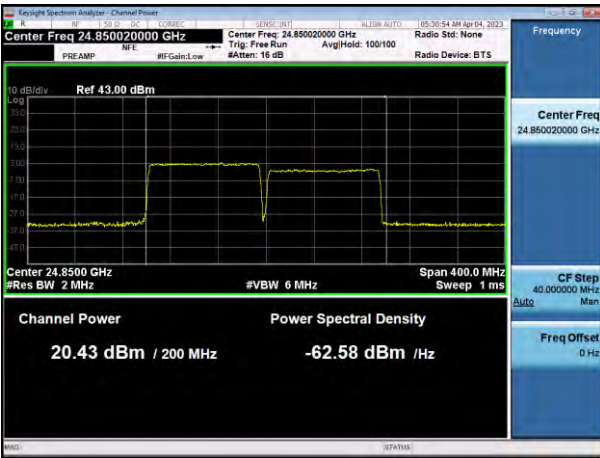
50 MHz, 1CC SISO



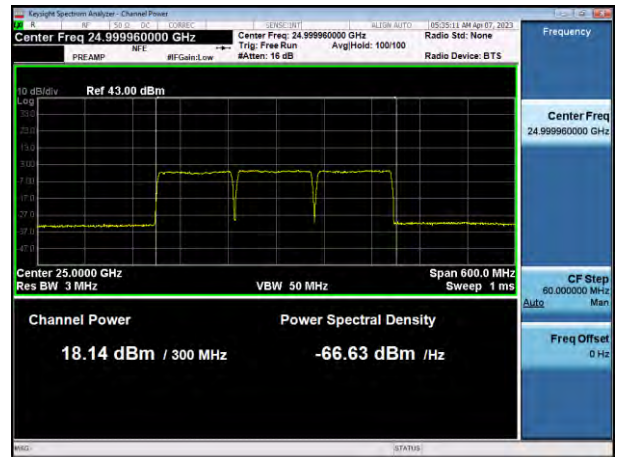
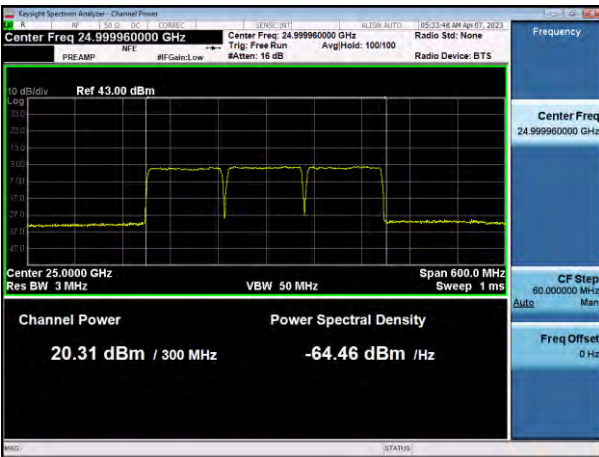
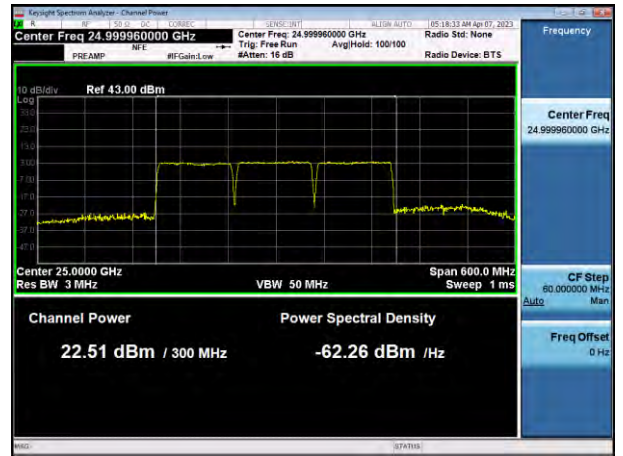
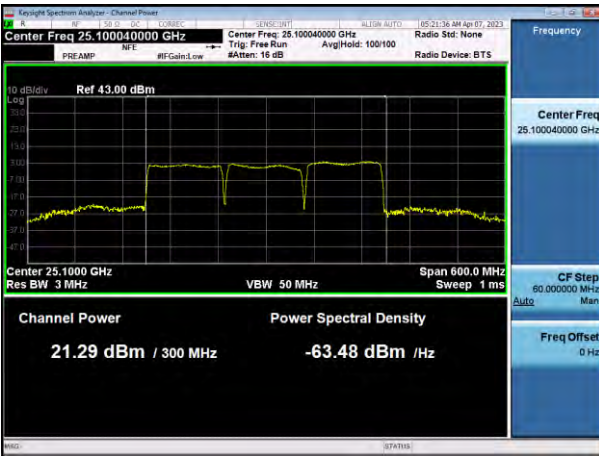
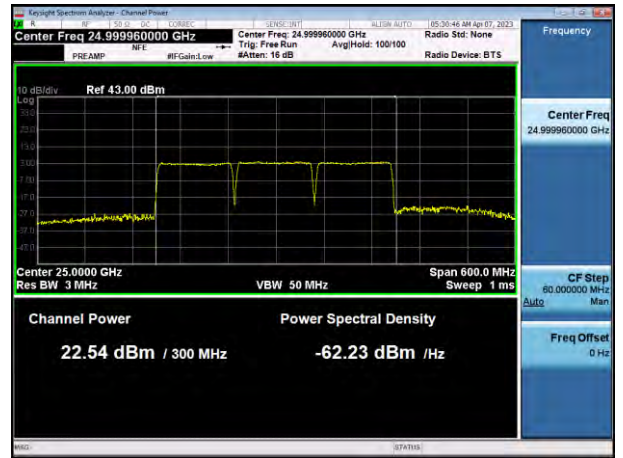
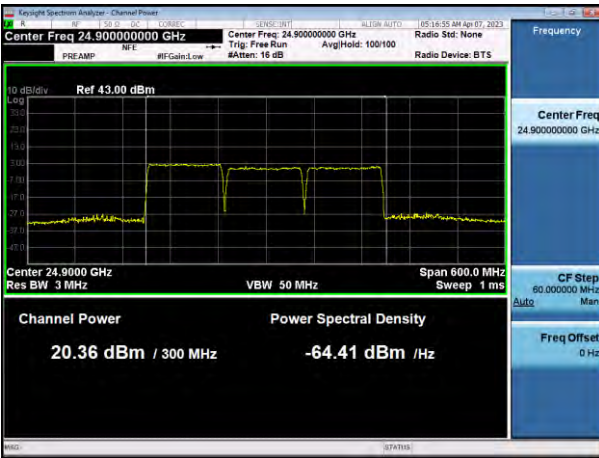
100 MHz, 1CC SISO



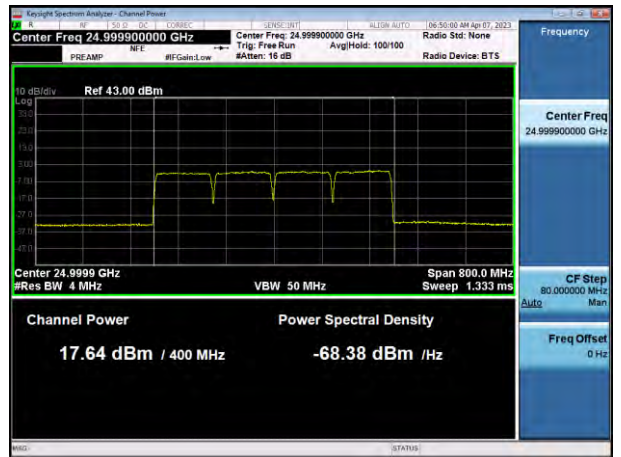
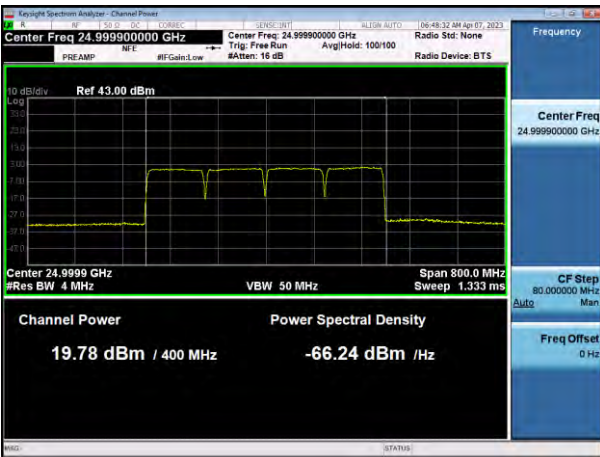
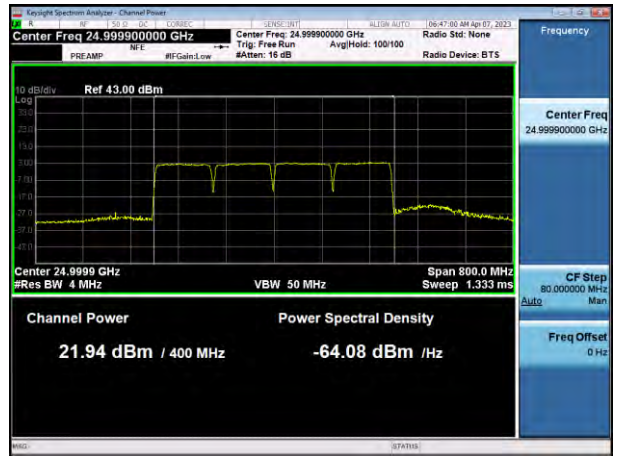
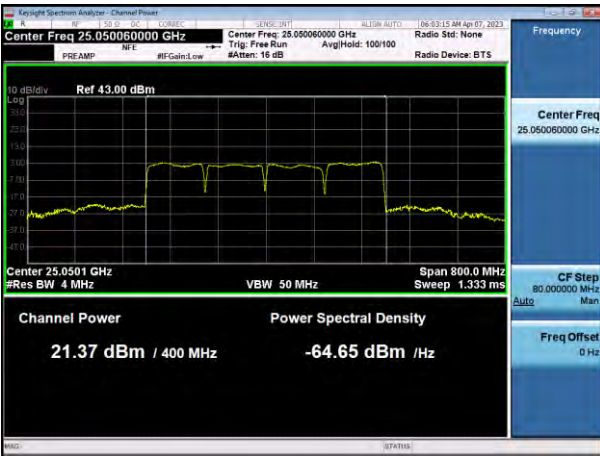
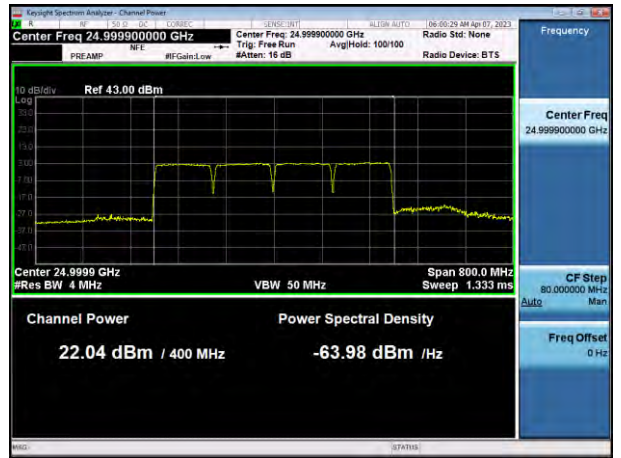
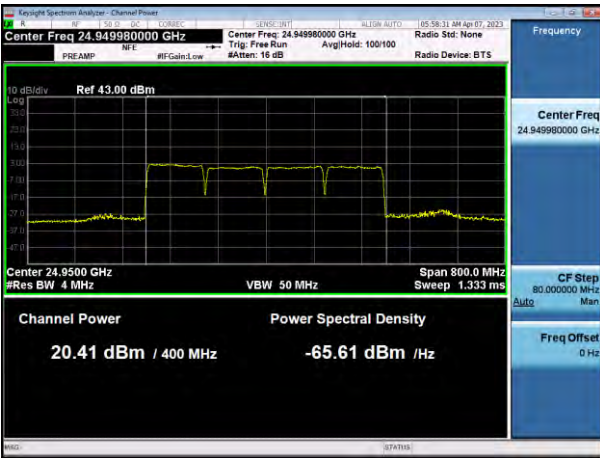
100 MHz, 2CC SISO



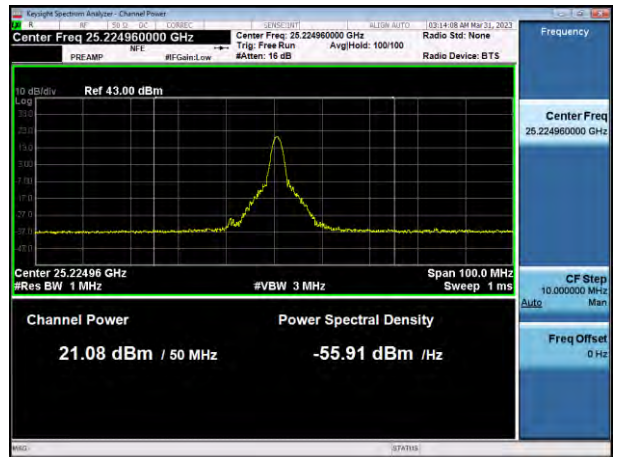
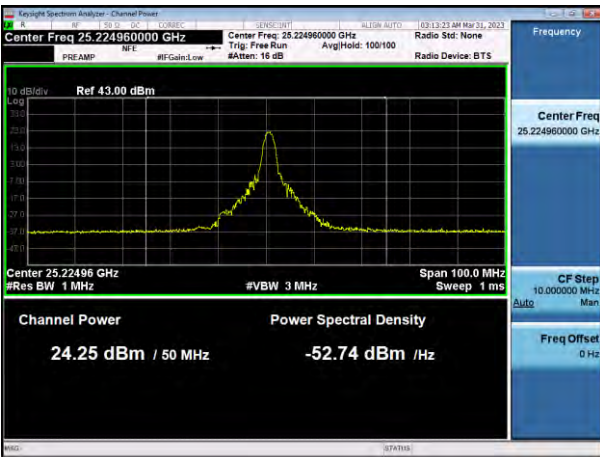
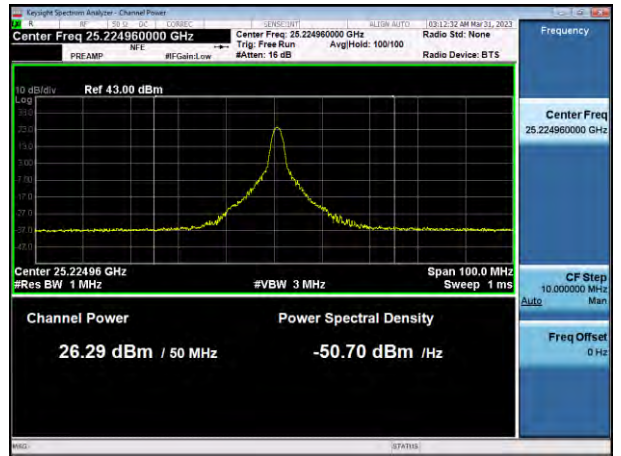
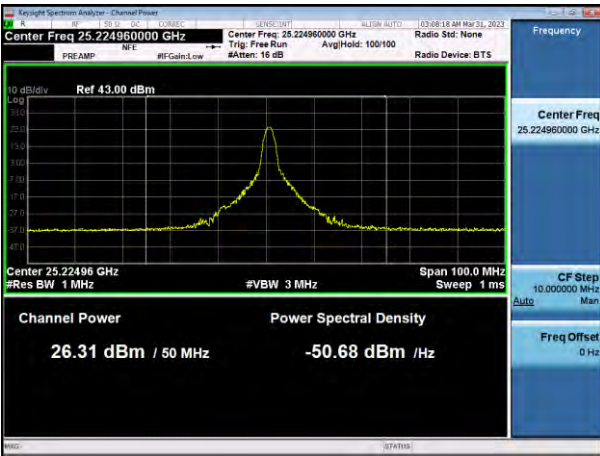
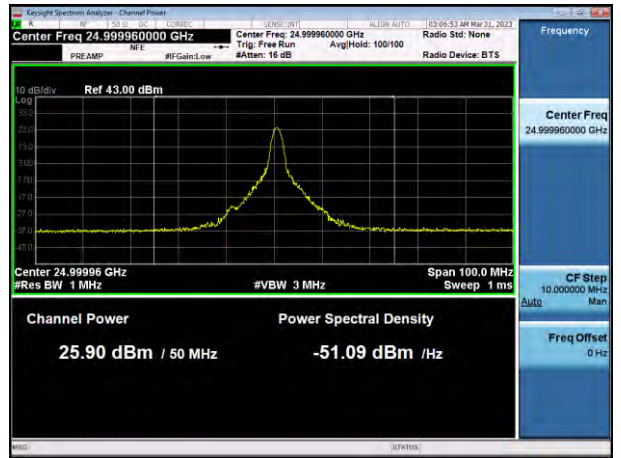
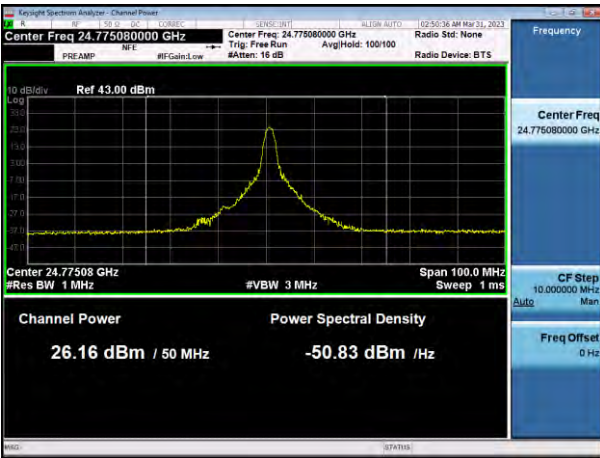
100 MHz, 3CC SISO



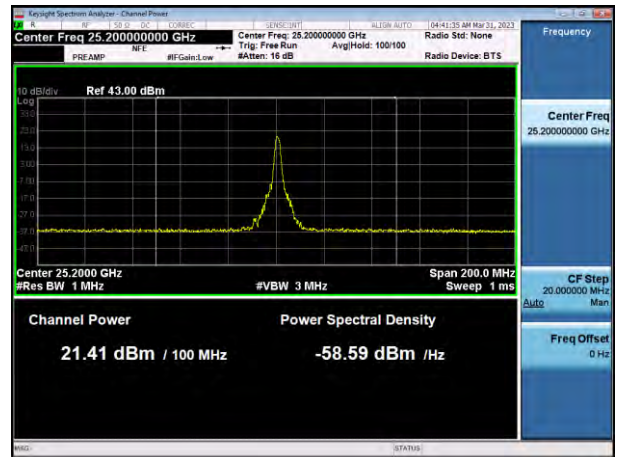
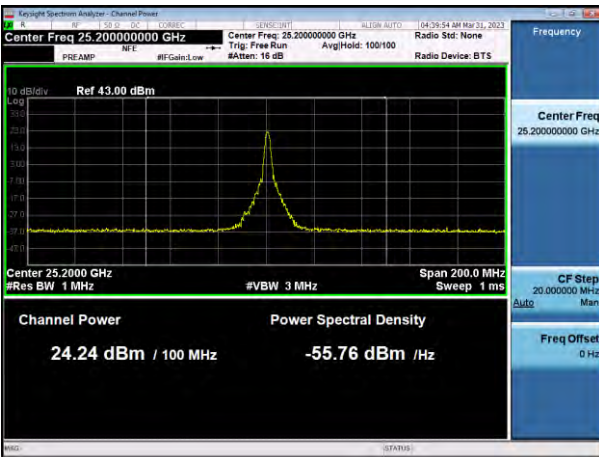
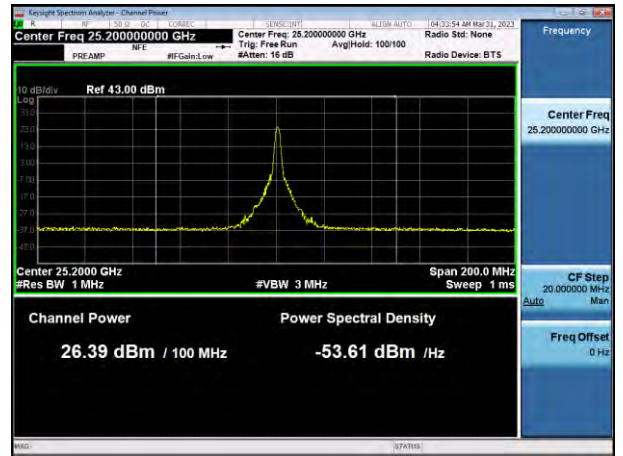
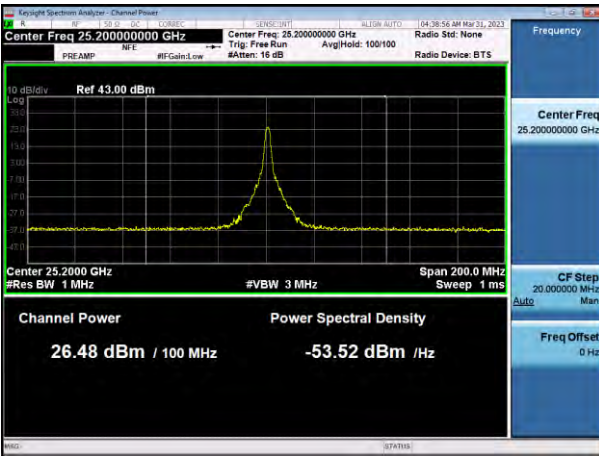
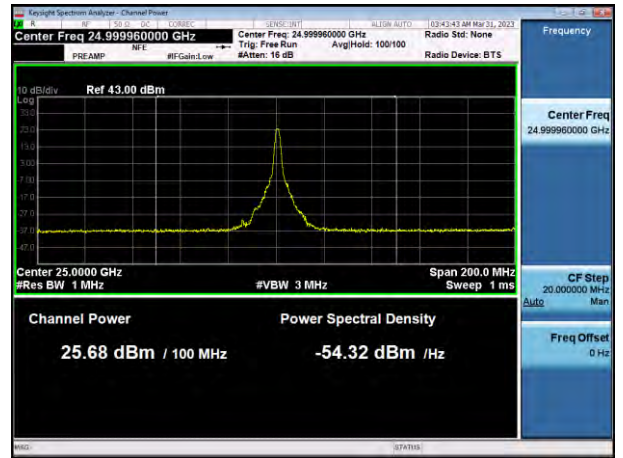
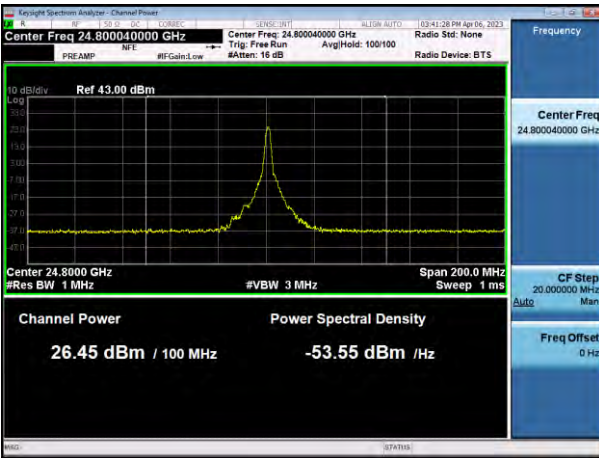
100 MHz, 4CC SISO



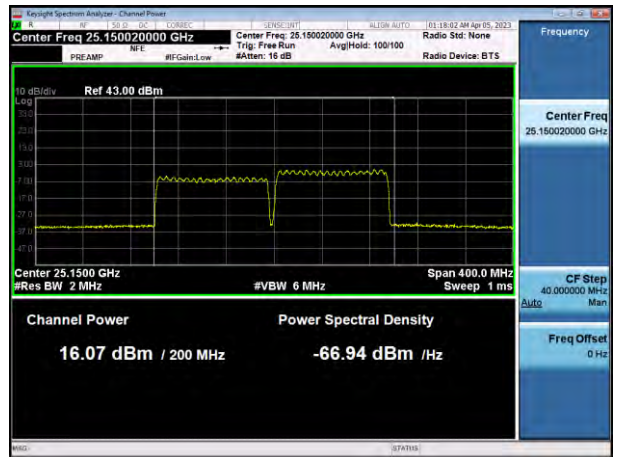
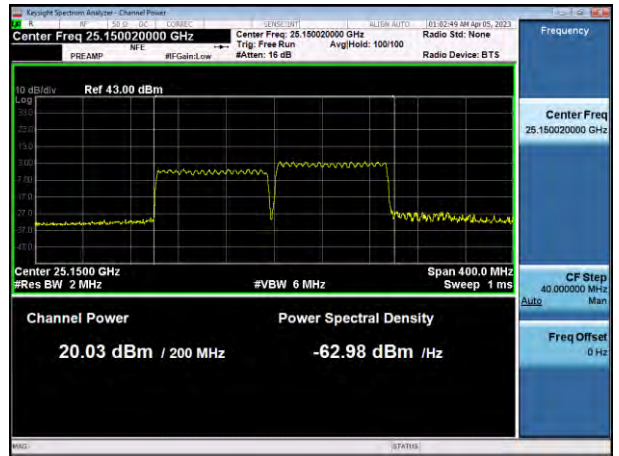
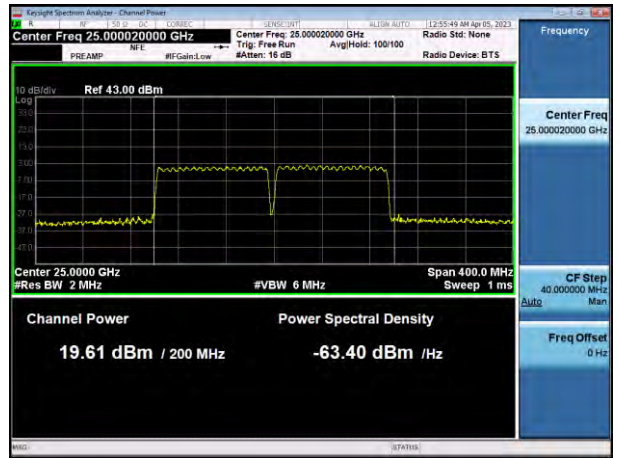
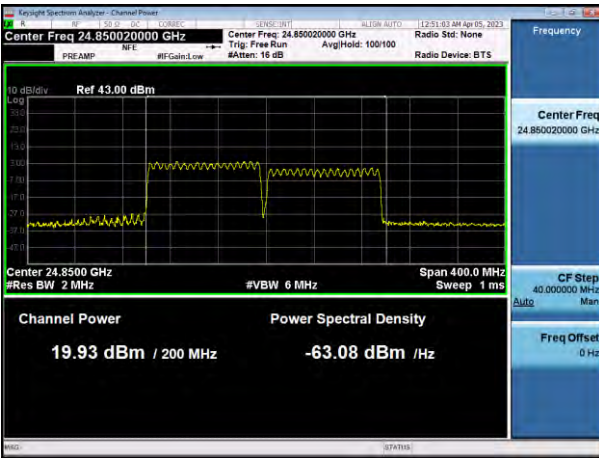
50 MHz, 1CC SISO Dual



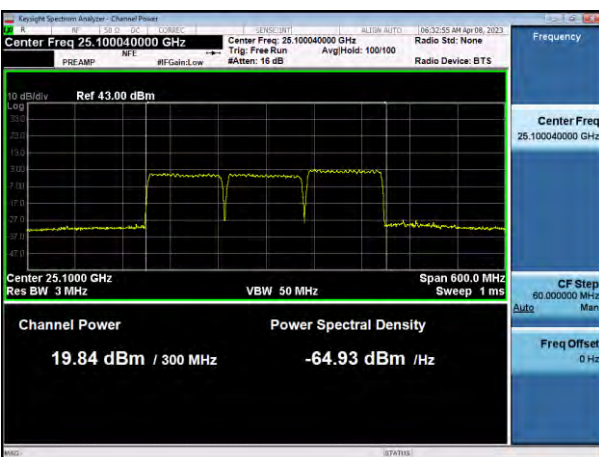
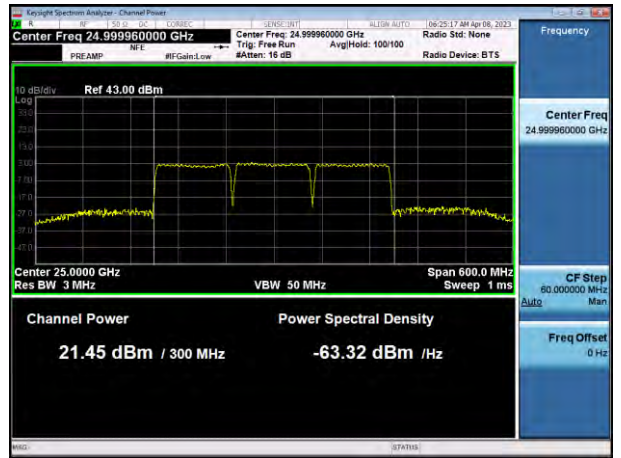
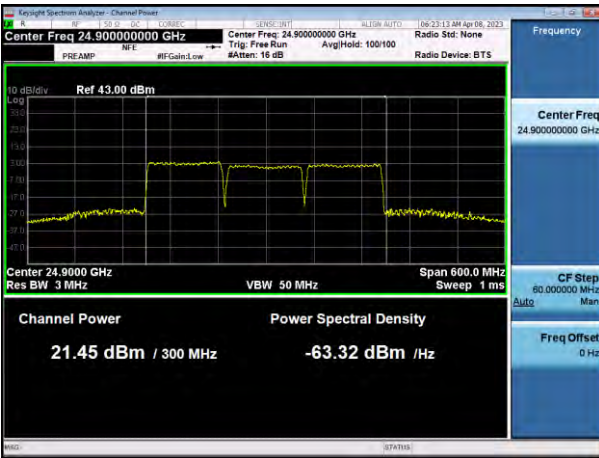
100 MHz, 1CC SISO Dual



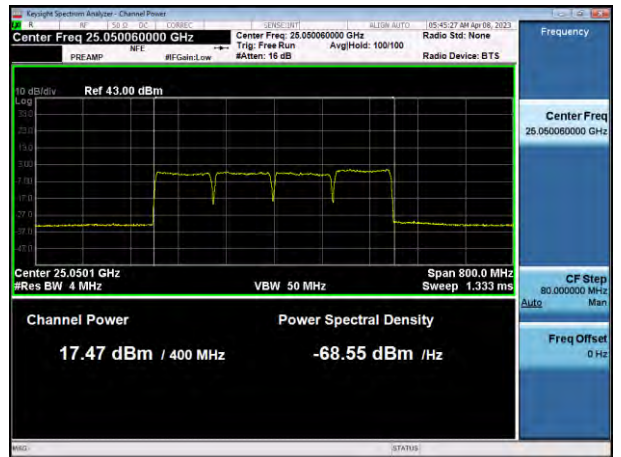
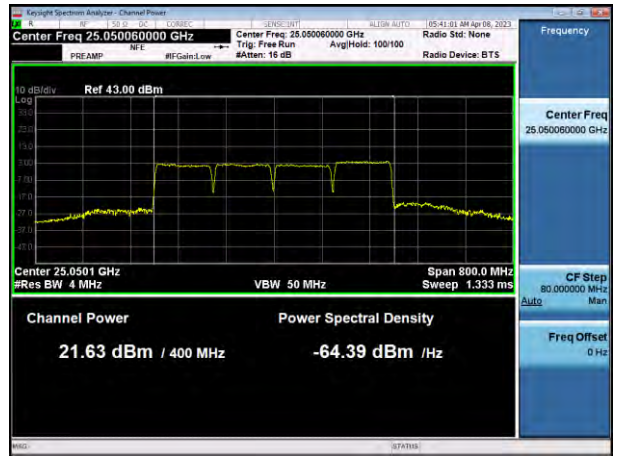
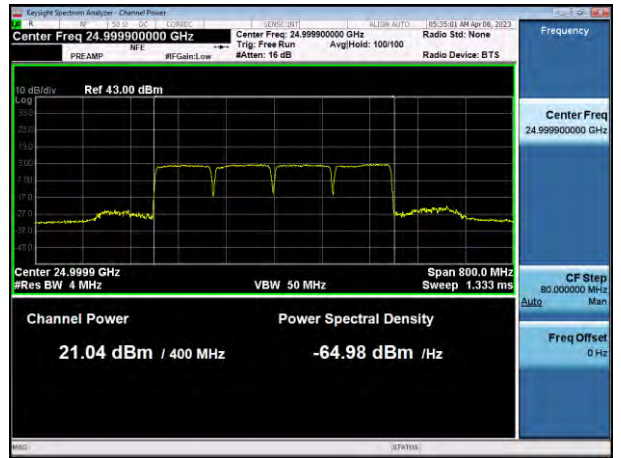
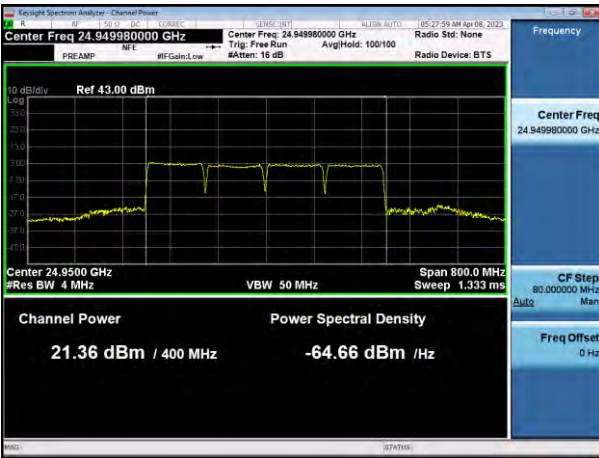
100 MHz, 2CC SISO Dual



100 MHz, 3CC SISO Dual

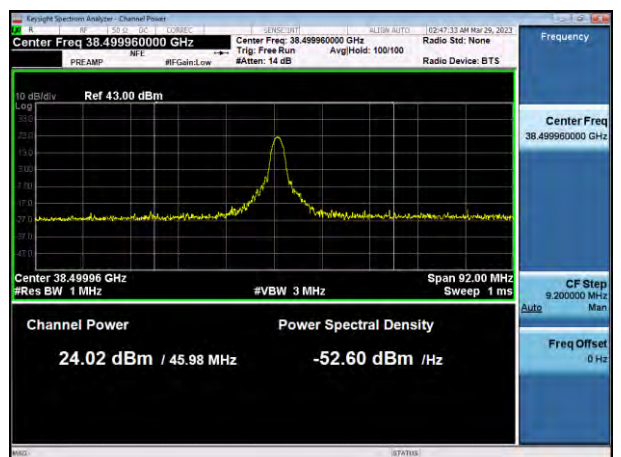
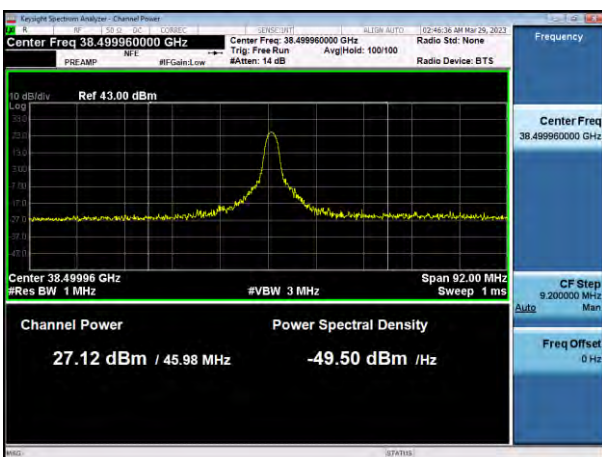
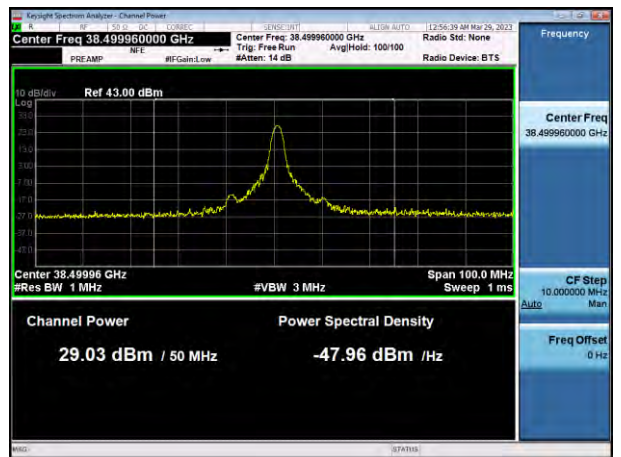
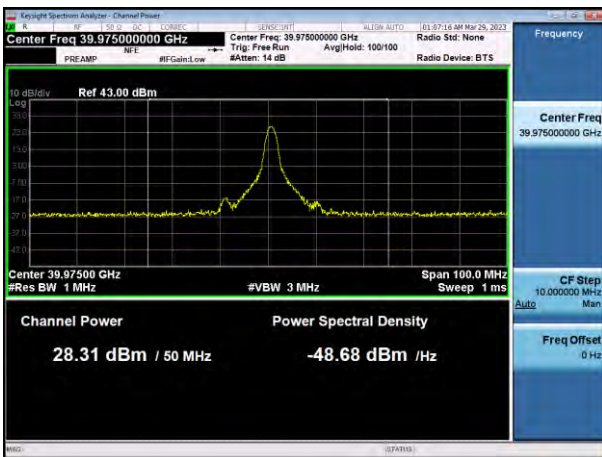
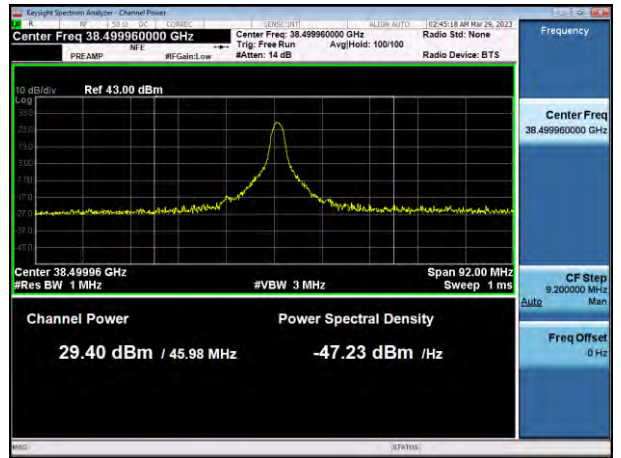
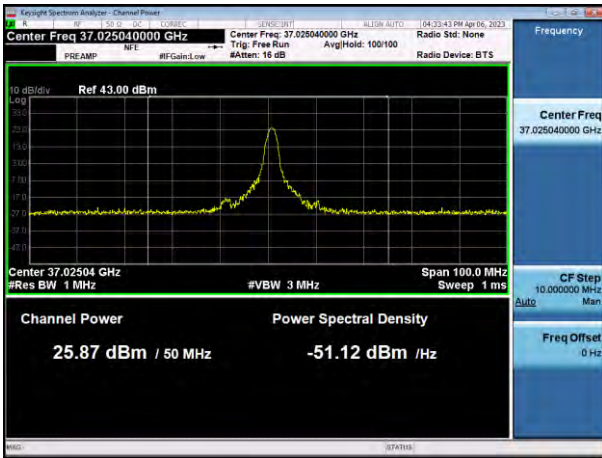


100 MHz, 4CC SISO Dual

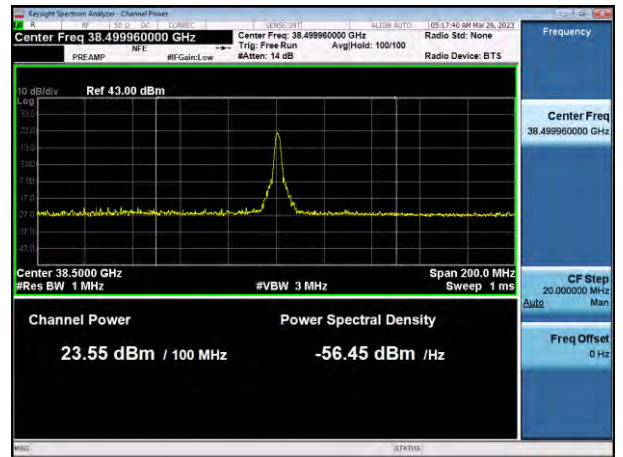
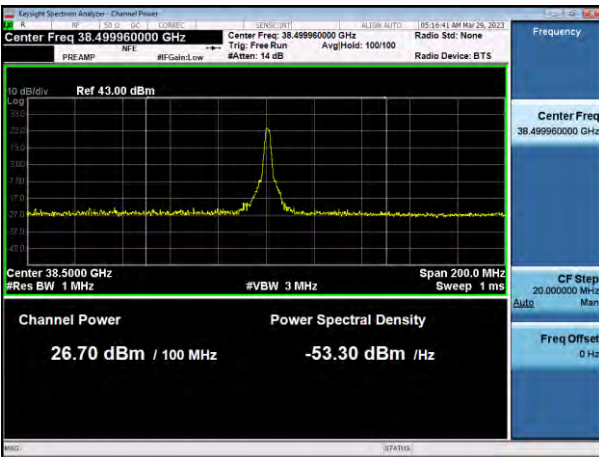
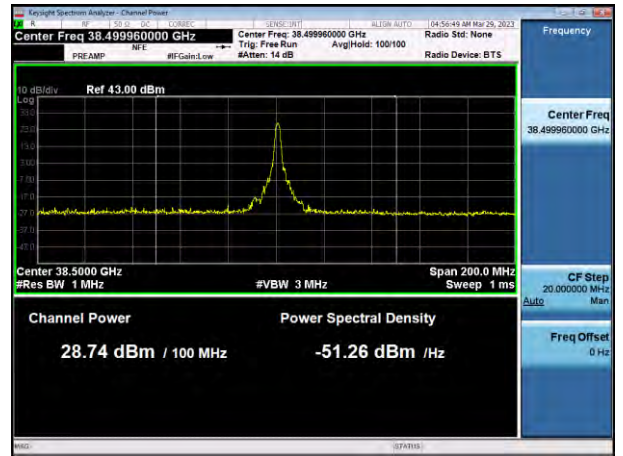
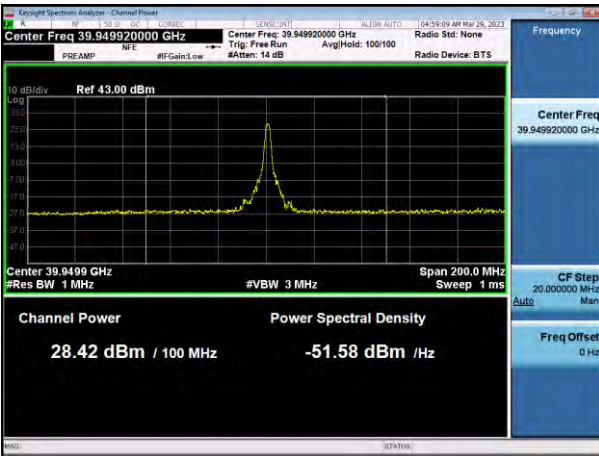
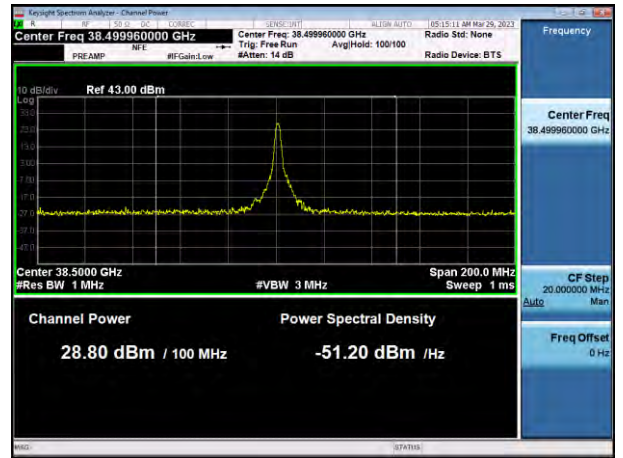
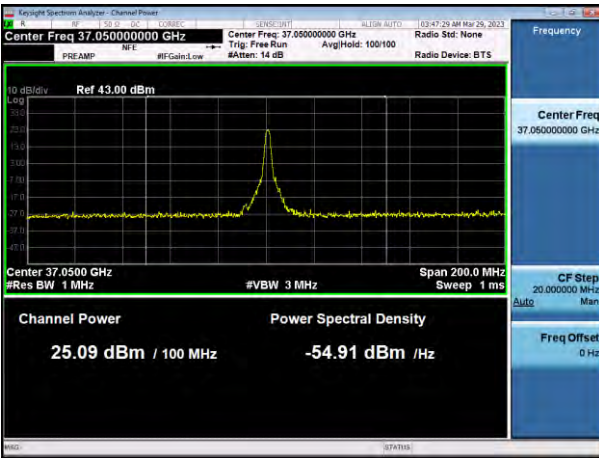


n260 Band Antenna 0 (K patch)

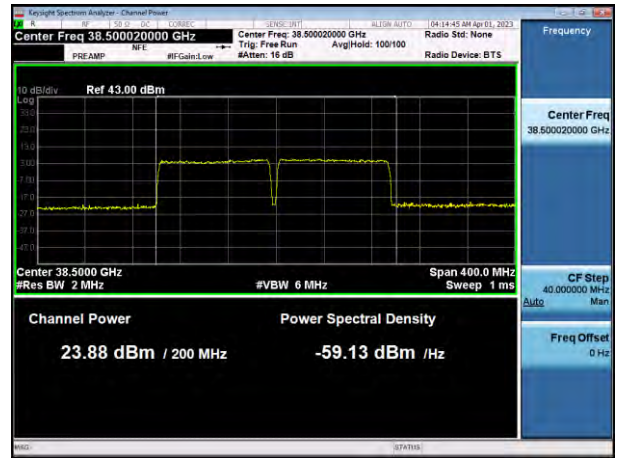
50 MHz, 1CC SISO



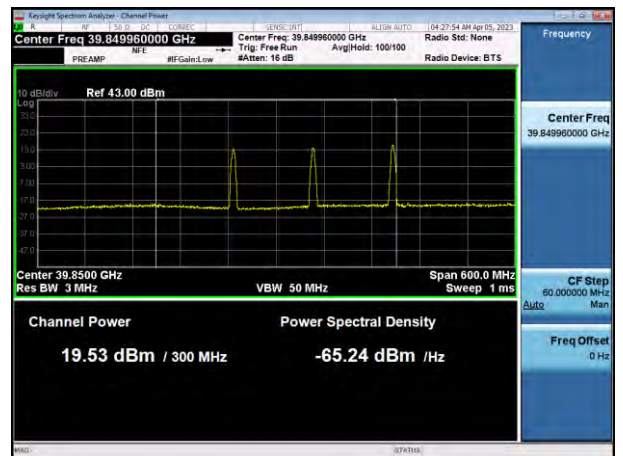
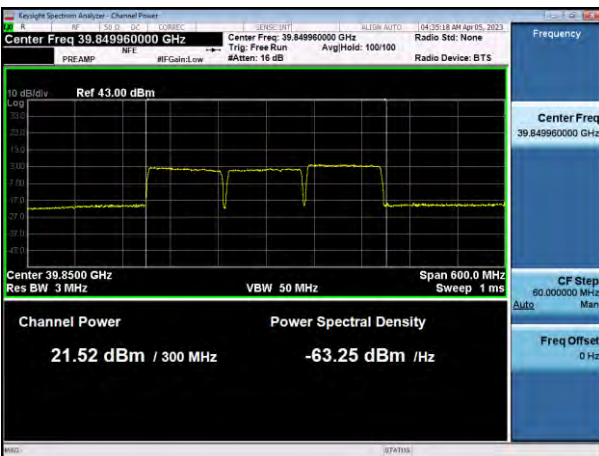
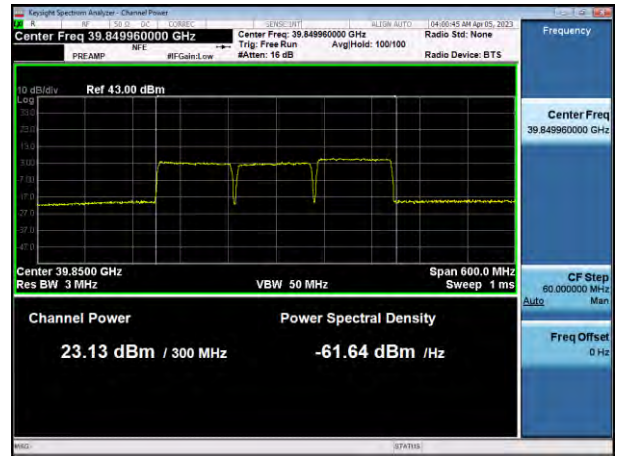
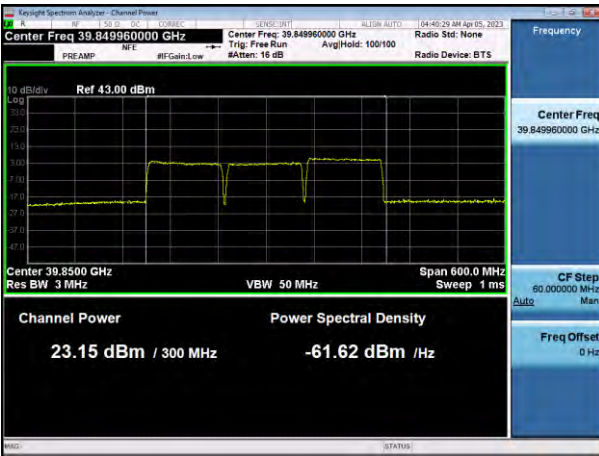
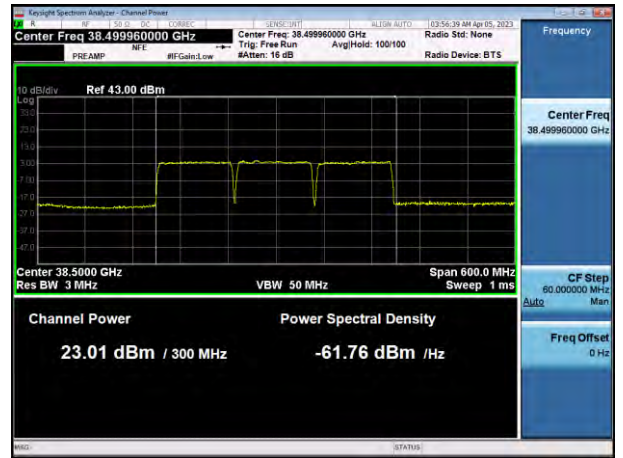
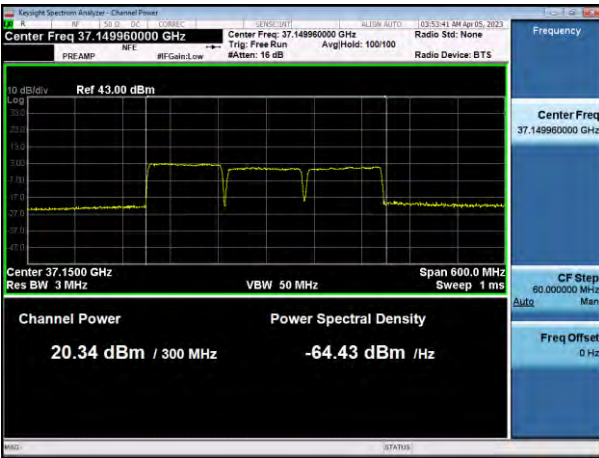
100 MHz, 1CC SISO



100 MHz, 2CC SISO



100 MHz, 3CC SISO



100 MHz, 4CC SISO

