



HCT Co., Ltd.  
74, Seoicheon-ro 578beon-gil, Majang-myeon, Icheon-si, Gyeonggi-do, 17383  
KOREA Tel. +82 31 634 6300 Fax. +82 31 645 6401

FCC ID: A3LSMX818U

## Appendix A.

### - S-Pen\_Digitizer RF-Exposure SETUP PHOTOGRAPHS


#### REVISION HISTORY

The revision history for this document is shown in table.

Revision No.	Date of Issue	Description
0	May 09, 2023	Initial Release


**- S-Pen\_digitizer\_RF-Exposure SETUP PHOTOGRAPHS**

Positions of SPEN and DUT during charging.




Thickness of SPEN: 8 mm


1. Test setup Photo of Direct contact from the edge of the Device to Probe Surface  
(The distance between the surface and the center of the probe is 5.4 cm.)




E Field Rear side



H Field Rear side




E Field Front side



H Field Front side







E Field Left side



H Field Left side




E Field Right side




H Field Right side







E Field Top side



H Field Top side



E Field Bottom side



H Field Bottom side